

LOAN DEFICIENCY PAYMENTS
(LDP)
APPLICATION INSTRUCTIONS FOR WOOL, MOHAIR AND PELTS
FOR LEVEL 2 EAUTHENTICATED USERS
August 2, 2022
V 1.0

Contents

1	LDP System	5
1.1	Overview.....	5
1.2	Reasonable Quantity Management System (RQMS).....	5
1.3	Accessing the LDP Application System.....	5
1.4	Representative Capacity	6
2	LDP Home Screen	6
2.1	Overview.....	6
2.2	Example of LDP Home Screen.....	6
2.3	Action	7
3	Producer Overview Screen	7
3.1	Overview.....	7
3.2	Example of Producer Overview Screen.....	7
3.3	Actions.....	8
4	LDP Agreement	8
4.1	Overview.....	8
4.2	Example of Part A Terms and Conditions	8
4.3	Action	9
4.4	Example of Producer Overview Screen with LDP Agreement.....	10
4.5	Printing CCC-633-EZ Page 1 (LDP Agreement).....	10
4.6	Example of CCC-633 EZ Page 1 (LDP Agreement).....	10
5	Creating an LDP Application	11
5.1	Overview.....	11
5.2	Example of Producer Overview Screen.....	11
5.3	Action	12
6	Program Eligibility Screen	12
6.1	Overview.....	12
6.2	Example of Program Eligibility Screen.....	12
6.3	Eligibility Warnings	12
6.4	Completing Program Eligibility	13
7	Producer Delinquent Debt Screen	13
7.1	Overview.....	13
7.2	Example of Delinquent Debt Screen	13
7.3	Action	14
8	LDP Commodity Selection Screen	14
8.1	Overview.....	14
8.2	Example of the Commodity Selection Screen	14
8.3	Action	15
9	LDP Application Type Selection Screen	15
9.1	Overview.....	15
9.2	Example of LDP Application Type Screen	15

9.3	Action	16
10	Farm Stored Quantity Screen	16
10.1	Overview.....	16
10.2	Example of Farm Stored Quantity Screen	16
10.3	Action	17
11	Farm Stored Location Screen.....	17
11.1	Overview.....	17
11.2	Example of Farm Stored Location Screen – Wool and Mohair.....	17
11.3	Field Descriptions and Actions	18
11.4	Example of Farm Stored Location Screen – Unshorn Pelts	19
11.5	Field Descriptions and Actions	19
12	Sold/Fed/Delivered Location Screen	20
12.1	Overview.....	20
12.2	Example of Sold/Fed/Delivered Location Screen - Wool and Mohair	20
12.3	Field Descriptions and Actions	21
12.4	Example of Sold/Fed/Delivered Location Screen - Unshorn Pelts	22
12.5	Field Descriptions and Actions	22
13	Farm Stored Quantity after LDP Entry	23
13.1	Overview.....	23
13.2	Example of Farm Stored Quantity Screen after LDP Entry	24
13.3	Fields, Descriptions, and Actions.....	24
14	LDP Application Summary Screen	25
14.1	Overview.....	25
14.2	Example of LDP Application Summary Screen	25
14.3	Action	26
14.4	Example of CCC-633 EZ Page 4	26
15	Servicing LDP Applications	27
15.1	Overview.....	27
15.2	Example of Service LDP Tab on the Producer Overview Screen.....	27
15.3	Action	28
15.4	Example of Service LDP Screen.....	28
15.5	Action	28
16	Notifications	28
16.1	County Office Notifications.....	28

Version History

Date	Version	Description of Change
08-02-2022	1.0	Issued

1 LDP System

1.1 Overview

The LDP application was developed to be accessed by customers with Level 2 eAuthentication access. The LDP application allows applicants to:

- create/submit/delete/print a new LDP agreement (form CCC-633EZ, page 1)
- create/submit/delete/print a new LDP application
- view/modify an existing LDP application.

Note: County offices will receive notifications for LDP agreement and application activity.

1.2 Reasonable Quantity Management System (RQMS)

Before an LDP can be submitted a reasonable quantity record must be recored in the RQMS system.

All acreage based crops are automatically established by the system, however since wool, mohair, and pelts are not acreage based, these commodities must have a manual resasonable quantity record (RQ) established by the county office before an LDP can be requested.

Note: Please contact your county office if you do not see a RQ record established. Be prepared to answer questions about herd size and shearing information.

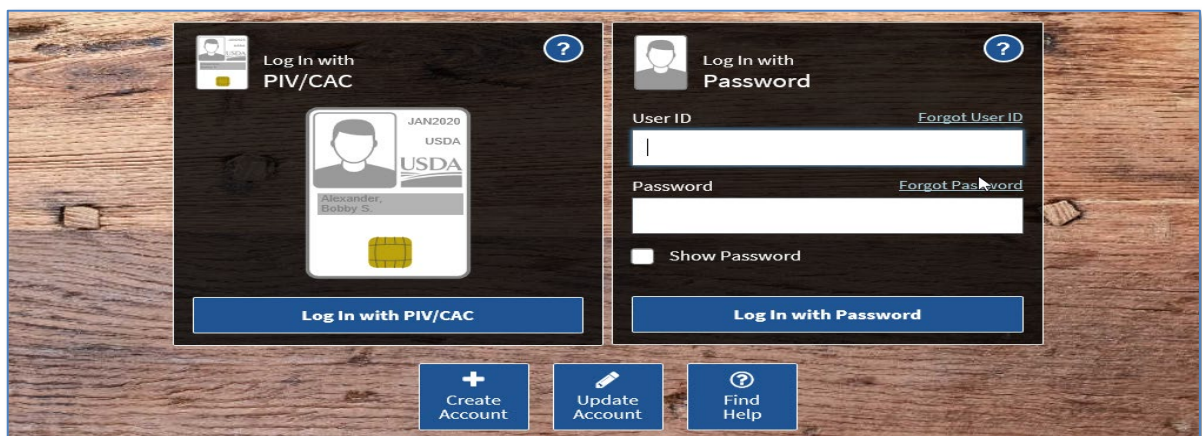
1.3 Accessing the LDP Application System

The LDP Application system can be accessed by clicking the following link:

https://apps.fsa.usda.gov/usda_scc_gateway/ldp/app/producer/home

The following pop-up screen is displayed. To login to the LDP application,

- enter your EAuth User ID and Password
- CLICK “Log In with Password”.



1.4 Representative Capacity

When a user has a FSA-211 on file and is authorized to act on behalf of other producers, the Applicant Selection Screen is displayed which includes the user name and any other applicant for which the user has representative capacity.

Example of the Producer Representative Authority Screen.

The screenshot shows the 'Producer Representative Authority' screen. At the top, there is a green header with 'LDP | Loan Deficiency Payments' on the left and a user profile 'Any Producer' with a dropdown arrow on the right. Below the header, the title 'Producer Representative Authority' is displayed. A instruction reads: 'Please select the individual or business who you wish to act on behalf for submitting an LDP application.' Below this is a table with two columns: 'Producer' and 'Title/Relationship'. There are two rows of data, each with a radio button in the 'Producer' column. The first row shows 'PRODUCER, ANY A' and 'Self'. The second row shows 'PRODUCER, OTHER' and 'Marriage'. At the bottom right of the table area is a blue 'Select' button. At the bottom left, there is a blue link that says 'Return to top'.

Producer	Title/Relationship
<input type="radio"/> PRODUCER, ANY A	Self
<input type="radio"/> PRODUCER, OTHER	Marriage

- CLICK the radio button next to the applicable applicant
- CLICK “Continue” to proceed to the LDP Home Screen.

2 LDP Home Screen

2.1 Overview

The LDP Home Screen is the starting point after a user has successfully logged in.

2.2 Example of LDP Home Screen

The following is an example of the LDP Home Screen.

The screenshot shows the 'LDP | Loan Deficiency Payments' home screen. At the top, there is a green header with the USDA logo and 'United States Department of Agriculture' on the left, and 'Farm Service Agency' on the right. Below the header, the page title 'LDP | Loan Deficiency Payments' is displayed on the left, and a help icon (?) is on the right. The main content area is titled 'Home' and contains two required fields: 'Crop Year:' and 'State and County:'. Each field has a dropdown menu with 'Select One:' and a downward arrow. Below these fields is a blue 'Select' button. At the bottom left of the form area, there is a blue link that says 'Return to top'.

2.3 Action

From the LDP Home Screen,

- using the drop-down, select the applicable crop year.
- using the drop-down, select the applicable state and county for the producer.
- CLICK “Select” to proceed to the Producer Overview Screen.

3 Producer Overview Screen

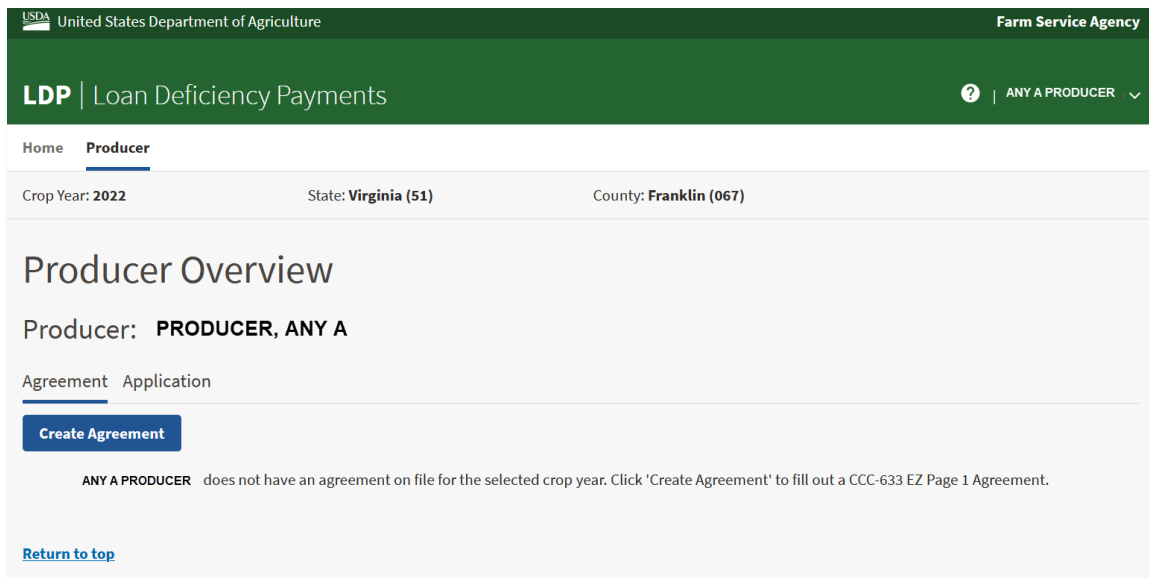
3.1 Overview

The Producer Overview Screen allows producers to create/view/edit a producer’s:

- Agreement (CCC-633 EZ Page 1)
- Application (CCC-633 EZ Page 4)

3.2 Example of Producer Overview Screen

The following is an example of the Producer Overview Screen. The Agreement link defaulted.



3.3 Actions

If an LDP Agreement is **not** on file,

- CLICK “Create Agreement” to create an LDP Agreement and follow section 4 to create an LDP Agreement

Note: Each crop year, producers are required to submit an annual LDP Agreement. The LDP Agreement covers all eligible commodities for all states and counties nationwide.

If an LDP Agreement is on file,

- CLICK “Application” to create an LDP Application and follow section 5 to create an LDP application.

4 LDP Agreement

4.1 Overview

After the user has clicked “Create Agreement” from the Producer Overview Screen, the terms and conditions are displayed.

4.2 Example of Part A Terms and Conditions

The following is an example of Part A Terms and Conditions.

Loan Deficiency Payment (LDP) Agreement

PART A - TERMS AND CONDITIONS

- The LDP rate will be based on the earlier of: a) the date beneficial interest is lost as applicable to specific commodity provisions; or b) the LDP request date as submitted on the CCC-633 EZ (Page 2) Part E, or CCC-633 EZ (Page 4) for wool, mohair, and unshorn pelts. For cotton LDP's requested on CCC-633 EZ Cotton (Page 3), the LDP rate will be based on the information provided on Page 3.
- Quantities covered by this agreement were produced by the producer and not purchased or acquired directly or indirectly from any other source or committed under a marketing agreement to a Cooperative Marketing Association (CMA.)
- As a condition of receiving an LDP, a producer (or members of a CMA) must first resolve delinquent federal non-tax debt(s). The debt(s) must be resolved before the final loan/LDP availability date.
- CCC may request copies of contracts and supplemental documentation to determine eligible quantity and when beneficial interest was lost.
- If a Marketing Assistance Loan (MAL) is disbursed for a quantity covered by this agreement and the MAL is repaid at a price less than principal and interest, this agreement becomes null and void for that specific quantity.
- All producers with an interest in the quantity covered by this agreement must sign a CCC-633 EZ Part C, to obtain LDP benefits.

PART B - METHODS OF PAYMENT REQUEST (Request must be submitted by final loan/LDP availability date.)

- For quantities represented by verifiable production evidence under this agreement, submission of evidence in combination with Part E, Part N, or Part O of this form as applicable shall be considered a request for payment. Evidence must include sufficient data to determine producer and commodity eligibility and LDP rate.
- For quantities for which verifiable evidence is unavailable (i.e., certified quantities, fed quantities, quantities used for seed, silage, etc.), the request for payment shall be initiated by recording a certification of quantity on Part E, Part N, or Part O of this form as applicable. Additional information may be requested by CCC to determine producer and commodity eligibility and LDP rate.
- Submission of an eLDP shall be a request for payment. The CCC-633 EZ Part E is not required for that specific quantity.
- **For Cotton Producers Only:** Producer agrees: a) any request for a module lock-in or post-ginning LDP is irrevocable and cannot be cancelled or revised unless the LDP is denied due to AGI; b) any request for a gin-direct LDP is irrevocable on or after the date of ginning; c) entry of information on Page 3 of this application constitutes an irrevocable application for the Adjusted World Price (AWP) to be locked in on the date an accurately completed application is submitted for an LDP based on gin-provided documentation identifying the bales produced from the module/storage unit for which the AWP lock-in applies.

PART C - PRODUCER SIGNATURE AND CERTIFICATION (For additional signatures, complete CCC-633 EZ Continuation, Part C)

I/we certify all information entered on this form is true and correct. By certifying to the terms and conditions in Part A, the producer(s) hereby enters into this agreement with CCC for all eligible commodities. The producer(s) agrees: 1) any false claim or false statement may lead to civil liability or criminal prosecution; 2) LDP's may be selected for spot-check and the producer will be required to provide supplemental documents to determine program eligibility; 3) to forgo a commodity loan on the quantity requested for LDP unless a quantity is denied LDP due to payment limitation; 4) not to refund any LDP amount in order to obtain a commodity loan; 5) this agreement and subsequent payment request is subject to CCC determination of producer and commodity eligibility subject to 7 CFR Parts 1421, 1425, 1427 and 1434; 6) that CCC shall require refund of LDP, plus interest, from the date of payment if producer(s) and/or commodity is later determined ineligible by CCC; 7) CCC shall assess administrative penalties and/or liquidated damages in accordance with 7 CFR Parts 1421, 1425, 1427 or 1434, as applicable, if producer(s) misrepresented the eligible quantity and/or commodity covered by this agreement; 8) the maximum eligible quantity and yield determinations must equal the quantity and yield determinations for disaster or crop insurance indemnity payments, when and if applicable; and 9) to submit the applicable CCC-633 EZ, Page 2, Page 3, Page 4 or an eLDP online request before obtaining LDP amounts.

By clicking Submit, I certify that I have read and understand the Terms and Conditions.

Submit Signature

CCC-633 EZ

Cancel

[Return to top](#)

4.3 Action

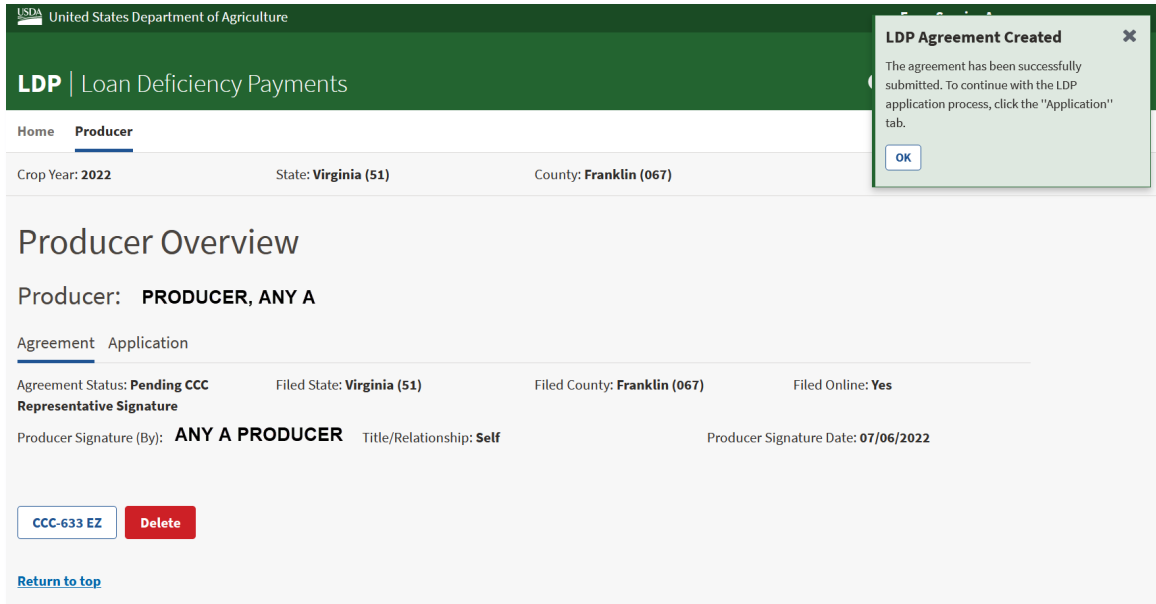
After reading the terms and conditions,

- CLICK the check box agreeing to the Terms and Conditions
- CLICK “Submit Signature”. The Producer Overview Screen is displayed.

The user has the option to View/Print the LDP Agreement (CCC-633 EZ, Page 1) or the user can CLICK “Cancel” to return to the previous screen.

4.4 Example of Producer Overview Screen with LDP Agreement

The following is an example of an LDP Agreement that has been completed in the LDP System.



4.5 Printing CCC-633-EZ Page 1 (LDP Agreement)

The user will have an option to

- view/print the CCC-633 EZ Page 1 (LDP Agreement)
- delete the LDP Agreement.

4.6 Example of CCC-633 EZ Page 1 (LDP Agreement)

The following is an example of the CCC-633 EZ Page 1.

This form is available electronically.

CCC-633 EZ (05-21-19)	U.S. DEPARTMENT OF AGRICULTURE Commodity Credit Corporation	1. Name and Address of Producer (Include ZIP Code) (Please Print) ANY A PRODUCER	
LOAN DEFICIENCY PAYMENT (LDP) AGREEMENT AND REQUEST		2. Telephone or Cell Number (Include Area Code)	3. Crop Year 2022
		4. State(s) and County(s) 51-089, 51-067	

All eligible producers entering into this agreement MUST meet marketing assistance loan eligibility and have beneficial interest in the quantities covered by this agreement for the applicable crop year when signing this form. A producer is considered to have beneficial interest in the specified quantities if the producer has ALL of the following:

- Title to the commodity
- Control of the commodity

File this form BEFORE loss of beneficial interest (title and control) to indicate your intentions to receive Loan Deficiency Payment (LDP) benefits for this crop year for all counties and all eligible harvested, sheared, or slaughtered commodities for the individual, joint operation, or entity identified in Item 1. The CCC-633 EZ - LDP Request (Page 2), Cotton LDP Request (Page 3), or Request for Wool, Mohair, or Unshorn Pelt LDP (Page 4) must be completed BEFORE the final loan/LDP availability date to receive LDP benefits.

PART A TERMS AND CONDITIONS

- The LDP rate will be based on the earlier of: a) the date beneficial interest is lost as applicable to specific commodity provisions; or b) the LDP request date as submitted on the CCC-633 EZ (Page 2) Part E, or CCC-633 EZ (Page 4) for wool, mohair, and unshorn pelts. For cotton LDP's requested on CCC-633 EZ Cotton (Page 3), the LDP rate will be based on the information provided on Page 3.
- Quantities covered by this agreement were produced by the producer and not purchased or acquired directly or indirectly from any other source or committed under a marketing agreement to a Cooperative Marketing Association (CMA).
- As a condition of receiving an LDP, a producer (or members of a CMA) must first resolve delinquent federal non-tax debt(s). The debt(s) must be resolved before the final loan/LDP availability date.
- CCC may request copies of contracts and supplemental documentation to determine eligible quantity and when beneficial interest was lost.
- If a Marketing Assistance Loan (MAL) is disbursed for a quantity covered by this agreement and the MAL is repaid at a price less than principal and interest, this agreement becomes null and void for that specific quantity.
- All producers with an interest in the quantity covered by this agreement must sign a CCC-633 EZ Part C, to obtain LDP benefits.

PART B METHODS OF PAYMENT REQUEST (Request must be submitted by final loan/LDP availability date.)

- For quantities represented by verifiable production evidence under this agreement, submission of evidence in combination with Part E, Part N, or Part O of this form as applicable shall be considered a request for payment. Evidence must include sufficient data to determine producer and commodity eligibility and LDP rate.
- For quantities for which verifiable evidence is unavailable (i.e., certified quantities, fed quantities, quantities used for seed, silage, etc.), the request for payment shall be initiated by recording a certification of quantity on Part E, Part N, or Part O of this form as applicable. Additional information may be requested by CCC to determine producer and commodity eligibility and LDP rate.
- Submission of an eLDP shall be a request for payment. The CCC-633 EZ Part E is not required for that specific quantity.
- For Cotton Producers Only: Producer agrees: a) any request for a module lock-in or post-ginning LDP is irrevocable and cannot be cancelled or revised unless the LDP is denied due to AGI; b) any request for a gin-direct LDP is irrevocable on or after the date of ginning; c) entry of information on Page 3 of this application constitutes an irrevocable application for the Adjusted World Price (AWP) to be locked in on the date an accurately completed application is submitted for an LDP based on non-provided documentation identifying the bales produced from the module/straw unit for which the AWP lock-in applies.

PART C PRODUCER SIGNATURE AND CERTIFICATION (For additional signatures, complete CCC 633 EZ Continuation, Part C)

I/we certify all information entered on this form is true and correct. By certifying to the terms and conditions in Part A, the producer(s) hereby enters into this agreement with CCC for all eligible commodities. The producer(s) agrees: 1) any false claim or false statement may lead to civil liability or criminal prosecution; 2) LDP's may be selected for spot-check and the producer will be required to provide supplemental documents to determine program eligibility; 3) to forgo a commodity loan on the quantity requested for LDP unless a quantity is denied LDP due to payment limitation; 4) not to refund any LDP amount in order to obtain a commodity loan; 5) this agreement and subsequent payment request is subject to CCC determination of producer and commodity eligibility subject to 7 CFR Parts 1421, 1425, 1427 and 1434; 6) that CCC shall require refund of LDP, plus interest, from the date of payment if producer(s) and/or commodity is later determined ineligible by CCC; 7) CCC shall assess administrative penalties and/or liquidated damages in accordance with 7 CFR Parts 1421, 1425, 1427 or 1434, as applicable, if producer(s) misrepresented the eligible quantity and/or commodity covered by this agreement; 8) the maximum eligible quantity and yield determinations must equal the quantity and yield determinations for disaster or crop insurance or indemnity payments, when and if applicable; and 9) to submit the applicable CCC-633 EZ, Page 2, Page 3, Page 4 or an eLDP online request before obtaining LDP amounts.

5A. Producer's Signature (BY) ANY A PRODUCER	5B. Title/Relationship (Individual Signing in a representative capacity) Self	5C. Date (MM-DD-YYYY) 07-06-2022	5A. Producer's Signature (BY)	5B. Title/Relationship (Individual Signing in a representative capacity)	5C. Date (MM-DD-YYYY)
--	--	-------------------------------------	-------------------------------	--	-----------------------

PART D CCC AGREEMENT (FOR CCC USE ONLY)

7. Signature of CCC Representative	9. Date (MM-DD-YYYY)	10. Additional Information	11. Name and Address of County FSA Office or LSA or DMA FRANKLIN COUNTY FARM SERVICE AGENCY 1297 STATE STREET ROCKY MOUNT, VA 24151-2284
8. Title of CCC Representative			

NOTE: The following statement is made in accordance with the Privacy Act of 1974 (5 USC 552a - as amended). The authority for requesting the information identified on this form is 7 CFR Part 1421, 7 CFR Part 1425, 7 CFR Part 1427, 7 CFR Part 1434, the Commodity Credit Corporation Charter Act (15 U.S.C. 714 et seq.), the Food, Conservation, and Energy Act of 2008 (Pub. L. 110-246) as amended by the American Taxpayer Relief Act of 2012, and the

5 Creating an LDP Application

5.1 Overview

An LDP Application is created from the Producer Overview Screen.

5.2 Example of Producer Overview Screen

The following is an example of the Producer Overview Screen when “Application” has been selected.

LDP | Loan Deficiency Payments ? | ANY A PRODUCER ▾

Home **Producer**

Crop Year: **2022** State: **Virginia (51)** County: **Franklin (067)**

Producer Overview

Producer: **PRODUCER, ANY A**

Agreement **Application**

Create LDP

PRODUCER, ANY A does not have an application on file for the selected crop year. Click 'Create LDP' to begin the application process.

[Return to top](#)

5.3 Action

From the Producer Overview Screen,

- CLICK “Application”
- CLICK “Create LDP”. The Program Eligibility Screen is displayed.

6 Program Eligibility Screen

6.1 Overview

Applicant eligibility is an integral part of any application process. Users will be required to answer several questions related to the LDP commodity on the Program Eligibility Screen.

6.2 Example of Program Eligibility Screen

The following is an example of the Program Eligibility Screen. Anytime the applicant has outstanding Eligibility issues, this screen will display an eligibility warning message.

The screenshot shows the 'Program Eligibility' screen for 'LDP | Loan Deficiency Payments'. The breadcrumb trail is 'Home > Producer > Terms > Commodity > Application Type > Stored Quantity'. The main title is 'Program Eligibility'. The form contains the following information:

Crop Year: 2022	Primary Contact: PRODUCER, ANY A	Application Type:
State: Virginia (51)	Commodity:	Application #:
County: Franklin (067)	Class:	Status: Initiated
Reference Information:		Externally filed: Yes

Below the form are five questions with radio button options for 'Yes' and 'No':

- Is the quantity of the request eligible to be pledged as collateral for a CCC loan with the exception of hay, silage, and unshorn pelts? Yes No
- Is the producer (or entity) listed the only one with an interest in the quantity for this request? Yes No
- Does the producer requesting this LDP have TITLE, control and risk of loss (beneficial interest) in accordance with 7 CFR Part 1421 at the time of this LDP request? Yes No
- Has the producer requesting this LDP entered into a contract or option to purchase either verbally or in writing? Yes No
- Was the quantity of this request produced by the producer requesting this LDP and has not been purchased or acquired directly or indirectly from another source? Yes No
- Is this the only LDP requested for this quantity? Yes No

At the bottom right are 'Cancel' and 'Continue' buttons. An 'Eligibility Warning' overlay is present on the right side of the screen:

Eligibility Warning
The eligibility check of the producers returned the following issue(s):
- **PRODUCER, ANY A** has the following eligibility issue(s):
- **PRODUCER, ANY A** is not eligible due to non-compliance with adjusted gross income provisions.
Do you wish to ignore this warning and continue?

6.3 Eligibility Warnings

When there is a warning message displayed, CLICK,

- “No” to exit the LDP system and resolve the eligibility issues or
- “Yes” to ignore the warning and continue.

Note: Eligibility issues will not prevent the applicant from requesting an LDP, but must be rectified before the applicant can receive payment for the LDP and before the end of the LDP availability time period.

6.4 Completing Program Eligibility

Producers must answer all questions on the Program Eligibility Screen.

If a producer answers “No” to the question “Has the producer requesting this LDP entered into a contract or option to purchase either verbally or in writing?”, a warning message is displayed. The user can click “Yes” to bypass the warning.

The following is an example of the Program Eligibility Screen.

The screenshot shows the 'LDP | Loan Deficiency Payments' interface. The main header is green with 'LDP | Loan Deficiency Payments' in white. Below the header is a navigation bar with 'Home' and 'Producer' tabs. The 'Producer' tab is active, and a breadcrumb trail shows 'Terms' > 'Commodity' > 'Application Type' > 'Stored Quantity'. The main content area is titled 'Program Eligibility' and contains the following information:

- Crop Year: 2022
- State: Virginia (51)
- County: Franklin (067)
- Reference Information:
- Primary Contact: PRODUCER, ANY A
- Commodity:
- Class:
- Application Type:
- Application #:
- Status: Initiated
- Externally filed: Yes

There are five questions with radio button options for 'Yes' and 'No':

- Is the quantity of the request eligible to be pledged as collateral for a CCC loan with the exception of hay, silage, and unshorn pelts? Yes No
- Is the producer (or entity) listed the only one with an interest in the quantity for this request? Yes No
- Does the producer requesting this LDP have TITLE, control and risk of loss (beneficial interest) in accordance with 7 CFR Part 1421 at the time of this LDP request? Yes No
- Has the producer requesting this LDP entered into a contract or option to purchase either verbally or in writing? Yes No
- Was the quantity of this request produced by the producer requesting this LDP and has not been purchased or acquired directly or indirectly from another source? Yes No
- Is this the only LDP requested for this quantity? Yes No

At the bottom right, there are 'Cancel' and 'Continue' buttons. A warning message box is overlaid on the right side of the screen:

Warning [X]

You have selected a 'no' response on one of the Terms and Conditions. The producer(s) must meet all program eligibility to receive payment. Contact your local service center for additional information.

Do you wish to ignore this warning and continue?

[Yes] [No]

CLICK “Continue” to proceed to the Producer Delinquent Debt Screen .

7 Producer Delinquent Debt Screen

7.1 Overview

The Producer must provide a certification to delinquent debt.

7.2 Example of Delinquent Debt Screen

The following is an example of the Delinquent Debt Screen.

7.3 Action

On the Producer Delinquent Debt Screen, click either “Yes” or “No” for the 1st question.

If the answer to the 1st question is “Yes”, the user will be required to answer the 2nd question and provide details in the remarks section provided before clicking “Continue” to proceed to the Commodity Selection Screen,

If the answer to the first question is “No”, the user will then click “Continue” and proceed to the Commodity Selection Screen.

8 LDP Commodity Selection Screen

8.1 Overview

The Commodity Selection Screen allows the user to select the commodity for the application.

8.2 Example of the Commodity Selection Screen

The following is an example of the Commodity Selection Screen.

8.3 Action

On the Commodity Selection Screen,

- using the drop down, click the applicable commodity (Wool, Pelt, Mohair)
- using the drop down, click the applicable commodity class
 - Wool – Graded or Nongraded
 - Pelt – Unshorn
 - Mohair - Mohair
- enter optional reference information to further describe the commodity
- CLICK “Continue” to proceed to the LDP Application Type Selection Screen.

9 LDP Application Type Selection Screen

9.1 Overview

The LDP Application Type Selection Screen allows the user to select the application type. For manual crops such as Wool, Pelts, and Mohair, the only options available are either:

- Farm-stored
- Sold/Fed/Delivery

9.2 Example of LDP Application Type Screen

The following is an example of the LDP Application Type Selection Screen.

LDP | Loan Deficiency Payments ? | ANY A PRODUCER

Home **Producer**

Terms **Commodity** **Application Type** Stored Quantity Summary

LDP Application Type Selection

Crop Year: **2022** Primary Contact: **PRODUCER, ANY A**

State: **Virginia (51)** Commodity: **Wool**

County: **Franklin (067)** Class: **Nongraded**

Reference Information: Application Type:

Application #:

Status: **Initiated**

Externally filed: **Yes**

Select the LDP Application Type: *Required*

Select One ▼

Select One

Farm Stored

Sold/Fed/Delivered

[Back](#) [Cancel](#) [Continue](#)

[Return to top](#)

9.3 Action

On the LDP Application Type Selection Screen select either,

- “Farm-stored”
- “Sold/Fed/Delivery” then,
- CLICK “Continue” to advance to the Farm Stored Quantity screen.

10 Farm Stored Quantity Screen

10.1 Overview

When the user has selected “Farm-Stored”, details for the LDP commodity that is stored on the farm will need to be provided.

Note: The request date is automatically populated with the current date.

10.2 Example of Farm Stored Quantity Screen

Following is an example of the Farm Stored Quantity Screen.

Home **Producer**

Terms > Commodity > Application Type > **Stored Quantity** > Summary

Farm Stored Quantity

Crop Year: **2022**
 State: **Virginia (51)**
 County: **Franklin (067)**
 Reference Information:

Primary Contact: **PRODUCER, ANY A**
 Commodity: **Wool**
 Class: **Nongraded**

Application Type: **Farm Stored**
 Application #:
 Status: **Initiated**
 Externally filed: **Yes**

Storage Locations

State	County	Requested Quantity	Quantity Adjustment	Net Requested Quantity	LDP Rate	Calculated Payment	Action
<input type="button" value="Add Storage"/>							

Total Available Quantity

100.00 LBS

Total Requested Quantity

0.00 LBS

Total Calculated Payment

\$0.00

10.3 Action

From the Farm Stored Quantity Screen,

- CLICK “Add Storage”
- CLICK “Continue” to advance to the “Farm Stored Location Screen”.

Users can also click:

- “Back” to return to the Application Type Selection Screen
- “Cancel” to cancel the request and return to the Producer Overview Screen.

11 Farm Stored Location Screen

11.1 Overview

The “Farm-Stored Location Screen” allows specifics for the LDP commodity location and quantity that is stored on the farm to be provided.

11.2 Example of Farm Stored Location Screen – Wool and Mohair

The following is an example of the Farm Stored Location Screen for Graded Wool. The screens for Nongraded Wool and Mohair are very similar except for the Micron Range and Schlumberger Yield fields.

LDP | Loan Deficiency Payments

Home **Producer** County ▾ Reports

Farm Stored Location

Crop Year: **2022** Primary Contact: **FARMER, IMA** Application Type: **Farm Stored**
 State: **Texas (48)** Commodity: **Wool** Application #: Status: **Initiated**
 County: **Hill (217)** Class: **Graded** Externally filed: **No**
 Reference Information:

State: Required Requested Quantity (LBS): Required
 County: Required Micron Range: Required
 Storage Location Details: Required Schlumberger Yield: Required
 Source of Quantity: Required

Requested Quantity: **100.00 LBS** Net Requested Quantity: **58.90 LBS**

11.3 Field Descriptions and Actions

The following table provides the field, descriptions, and actions for the Farm Stored Location Screen.

Field/Button	Description/Action
Same Location as Previous	Once you complete data entry for your first “Farm Stored Location”, you can CLICK “Same Location as Previous” to create a duplicate field for an additional stored LDP quantity at the same location.
State	Location State of stored LDP commodity.
County	Location County of stored LDP commodity.
Storage Location Details	Entry of detailed storage location information.
Source of Quantity	What documentation is utilized for the quantity? There are two options: <ul style="list-style-type: none"> • Certified (Producer Certification of Quantity) • Production Evidence (written documentation) • Quantity in Excess of Certified Quantity (occurs when an additional quantity is measured or Production Evidence is submitted proving a higher quantity).
Requested Quantity	Enter the commodity quantity for the requested LDP. Entry must be according to the displayed Unit of Measure (pounds in this case), and cannot exceed the Total Available Quantity displayed on the “Farm Stored Quantity Screen” (in this example: 100 pounds).
Micron Range	Allows user to enter the micron range.

(Graded Wool only)	Example: Micron Range: 18.6.
Schlumberger Yield (Graded Wool Only)	Allows user to enter the Schlumberger Yield as a number between 0.1 - 99.9. Example: Schlumberger Yield: 58.9.
Calculate	Calculates the LDP quantity and populates Requested Quantity and Net Requested Quantity at the bottom of the screen.
Cancel	Cancels entries on this screen and returns to the “Farm Stored Quantity” screen.
Add	Adds the storage location details and returns user to the “Farm Stored Quantity Screen”.

11.4 Example of Farm Stored Location Screen – Unshorn Pelts

The following is an example of the Farm Stored Location Screen for Unshorn Pelts.

11.5 Field Descriptions and Actions

The following table provides the field, descriptions, and actions for the Farm Stored Location Screen for unshorn pelts.

Field/Button	Description/Action
State	Select the State where the commodity is physically stored from the drop-down menu.
County	Select the county where the commodity is physically stored from the drop-down menu.

Storage Location Details	Required free form field up to 75 characters to enter storage location details. Warning: PII cannot be included in the freeform field.
Source of Quantity	Select 1 of the following from the drop-down menu: <ul style="list-style-type: none"> • “Certified” • “Production Evidence”.
Current Herd/Flock Size	Allows user to enter the producer’s current herd/flock size as a whole number.
Requested Quantity (Count)	Allows user to enter the requested quantity as a count of unshorn pelts.
Use	Select 1 of the following from the drop-down menu: <ul style="list-style-type: none"> • “Immediate Slaughter” - quantity is delivered for slaughter within a 10-day calendar period after delivery • “Slaughter for Personal Use” - quantity will be slaughtered for personal use such as clothing, shelter, rugs, etc • “Preserved and Stored” - quantity is being preserved,maintained, and stored for future marketing or processing • “Sold as Feeders to Lamb Buyer” - quantity is being sold as feeder lambs to a feeder lamb buyer; the quantity of unshorn pelts is ineligible.
Calculate	CLICK “Calculate” to populate the quantity.
Requested Quantity	Displays the requested quantity.
Net Requested Quantity	Displays the net requested quantity.
Cancel	CLICK “Cancel” to cancel and return to the Producer Overview Screen.
Add	CLICK “Add” to record storage location details and return to the Farm Stored Quantity Screen.

12 Sold/Fed/Delivered Location Screen

12.1 Overview

The Sold/Fed/Delivered Location Screen allows the user to enter the sold/fed/delivered location details for graded wool, nongraded wool, and mohair.

12.2 Example of Sold/Fed/Delivered Location Screen - Wool and Mohair

The following is an example of the Sold/Fed/Delivered Location Screen for graded wool. The screens for Nongraded Wool and Mohair are very similar except for the Micron Range and Schlumberger Yield fields.

LDP | Loan Deficiency Payments
? |

Home
Producer
County
Reports

Sold/Fed/Delivered Location

Crop Year: **2022**

State: **Texas (48)**

County: **Hill (217)**

Reference Information:

Primary Contact: **FARMER, IMA**

Commodity: **Wool**

Class: **Graded**

Application Type: **Sold/Fed/Delivered**

Application #:

Status: **Initiated**

Externally filed: **No**

Same Location as Previous

State: Required

TEXAS

County: Required

HILL

S/F/D Location Details:

Source of Quantity: Required

Certified

S/F/D Quantity (LBS): Required

100

Micron Range: Required

19.7

Schlumberger Yield: Required

58.9

Date Commodity was S/F/D: Required

09/30/2021

Share of Crop %: Required

100

Calculate

S/F/D Quantity: **100.00 LBS**

Adjusted Quantity (Schlumberger): **58.90 LBS**

Net Requested Quantity: **58.90 LBS**

Cancel

Add

12.3 Field Descriptions and Actions

The following table provides the field, descriptions, and actions for the Sold/Fed/Delivered Location Screen for graded wool.

Field/Button	Description/Action
Same Location as Previous	<p>Allows user to populate State, county, and sold/fed/delivered location details from a previous entry.</p> <p>CLICK “Same Location as Previous” to populate previous location details.</p>
State	Select the State where the commodity is produced from the drop-down menu.
County	Select the county where the commodity is produced from the drop-down menu.
S/F/D Location Details	Optional freeform field up to 75 characters to enter sold/fed/delivered location details.

	Warning: PII cannot be included in the freeform field.
Source of Quantity	Select 1 of the following from the drop-down menu: <ul style="list-style-type: none"> • “Certified” • “Production Evidence” • “Quantity in Excess of Certified Quantity” (occurs when an additional quantity is measured or Production Evidence is submitted proving a higher quantity).
S/F/D Quantity	Allows user to enter the requested quantity.
Micron Range	Allows user to enter the micron range. Example: 18.6. Note: This field is only applicable for graded wool.

12.4 Example of Sold/Fed/Delivered Location Screen - Unshorn Pelts

The following is an example of the Sold/Fed/Delivered Location Screen for Unshorn Pelts.

LDP | Loan Deficiency Payments

Home | Producer | **County** | Reports

Sold/Fed/Delivered Location - Unshorn Pelts

Crop Year: **2022** | Primary Contact: **FARMER, IMA** | Application Type: **Sold/Fed/Delivered**
State: **Texas (48)** | Commodity: **Pelt** | Application #: **50019**
County: **Hill (217)** | Class: **Unshorn Pelts** | Status: **Draft**
Reference Information: | Externally filed: **No**

State: *Required*
TEXAS

County: *Required*
HILL

Storage Location Details:
Home barn SW of road

Source of Quantity: *Required*
Certified

Current Herd/Flock Size: *Required*
25

S/F/D Quantity (Count): *Required*
5.00

Use:
 Immediate Slaughter ?
 Slaughter for Personal Use ?
 Preserved and Stored ?
 Sold as Feeders to Lamb Buyer ?

Date Commodity was S/F/D: *Required*
09/12/2021

Share of Crop (Count): *Required*
5.00

Calculate

S/F/D Quantity: 5 EA | Net Requested Quantity: 5 EA

Delete **Cancel** **Save**

12.5 Field Descriptions and Actions

The following table provides the field, descriptions, and actions for the Sold/Fed/Delivered Location Screen for unshorn pelts.

Field/Button	Description/Action
State	Select the State where the commodity is produced from the drop-down menu.
County	Select the county where the commodity is produced from the drop-down menu.
Storage Location Details	Optional freeform field up to 75 characters to enter sold/fed/delivered location details. Warning: PII cannot be included in the freeform field.
Source of Quantity	Select 1 of the following from the drop-down menu: <ul style="list-style-type: none"> • “Certified” • “Production Evidence”.
Current Herd/Flock Size	Allows user to enter the producer’s current herd/flock size as a whole number.
S/F/D Quantity (Count)	Allows user to enter the requested unshorn pelt quantity as a count.
Use	Select 1 of the following from the drop-down menu: <ul style="list-style-type: none"> • “Immediate Slaughter” - quantity is delivered for slaughter within a 10-day calendar period after delivery • “Slaughter for Personal Use” - quantity will be slaughtered for personal use such as clothing, shelter, rugs, etc. • “Preserved and Stored” - quantity is being preserved, maintained, and stored for future marketing or processing • “Sold as Feeders to Lamb Buyer” - quantity is being sold as feeder lambs to a feeder lamb buyer; the quantity of unshorn pelts is ineligible.
Date Commodity was S/F/D	Enter the date by either: <ul style="list-style-type: none"> • entering the date in MM/DD/YY format • clicking the “Calendar” icon.
Share of Crop (Count)	Allows user to enter the producer’s share of the unshorn pelts as a count.

13 Farm Stored Quantity after LDP Entry

13.1 Overview

After completion of the “Farm Stored Location Screen”, the user will be returned to the “Farm Stored Quantity Screen” to allow users to review the LDP entry.

13.2 Example of Farm Stored Quantity Screen after LDP Entry

The screenshot shows a web interface for 'Farm Stored Quantity'. At the top, there are tabs for 'Home' and 'Producer'. Below this is a header with 'Stored Quantity' and 'Summary'. The main title is 'Farm Stored Quantity'. The application details are as follows:

- Crop Year: 2022
- State: Virginia (51)
- County: Franklin (067)
- Reference Information:
- Primary Contact: PRODUCER, ANY A
- Commodity: Wool
- Class: Nongraded
- Application Type: Farm Stored
- Application #: 50001
- Status: Draft
- Externally filed: Yes

The 'Storage Locations' section contains a table with the following data:

State	County	Requested Quantity	Quantity Adjustment	Net Requested Quantity	LDP Rate	Calculated Payment	Action
Virginia	Henry	100.00 LBS	0.00 LBS	100.00 LBS	\$ 0.40	\$40.00	Edit

Below the table is an 'Add Storage' button. At the bottom, there are three summary cards:

- Total Available Quantity: 100.00 LBS
- Total Requested Quantity: 100.00 LBS
- Total Calculated Payment: \$40.00

At the bottom right, there are 'Cancel' and 'Continue' buttons.

13.3 Fields Descriptions and Actions

The following table provides the fields, descriptions, and actions for the Farm Stored Quantity Screen after LDP entry of a Storage Location. Please begin at “Storage Locations” section of the screen.

Field/Button	Description/Action
State	Displays the State location of stored LDP commodity.
County	Displays the County location of stored LDP commodity.
Requested Quantity	Displays the quantity of requested LDP.
Quantity Adjustment	Deductions related to quality factors if required.
Net Requested Quantity	Displays the net Quantity of LDP request.
LDP Rate	Displays the calculated LDP Rate per unit of measure.
Calculated Payment	Displays the LDP Calculated payment for this individual request.
Action/Edit	Clicking “Edit” will return to the “Farm Stored Location Screen” and allow the user to: <ul style="list-style-type: none"> Edit and “Save” the LDP line item entry and return to the Farm Stored Quantity Screen “Delete” the Storage Location line entry and return to the Farm Stored Quantity Screen

	<ul style="list-style-type: none"> • “Cancel” the edit action and return to the Farm Stored Quantity Screen.
Add Storage	<p>This button allows user to return to the “Farm Stored Location Screen” and add another storage location and quantity for an additional LDP.</p> <p>Note: Once the Total Requested Quantity equals the Total Available Quantity, additional LDPs will not be approved.</p>
Total Available Quantity	Displays the Total Available Quantity for the selected producer as determined by the Reasonable Quantity Management System (RQMS) and the local FSA Office.
Total Requested Quantity	Displays the total of all requested LDPs for the commodity and year.
Total Calculated Payment	Total calculated LDP payments of all requests filed for the commodity and year.
Cancel	Cancels the LDP and returns to Producer Overview Screen.
Continue	Displays the “LDP Application Summary Screen”.

14 LDP Application Summary Screen

14.1 Overview

The LDP Application Summary screen displays all information entered for the LDP. Producer information, LDP Information, and Storage Information. The producer will electronically sign the LDP request and the county office will receive a notification.

Warning: Once a user clicks “Submit” the application request cannot be updated or deleted.

14.2 Example of LDP Application Summary Screen

The following is an example of the LDP Application Summary Screen.

Home **Producer**

Stored Quantity Summary

LDP Application Summary

FSA Administrative Office: **FRANKLIN COUNTY FARM SERVICE AGENCY** State/County Code: **51/067**
 Telephone: **(540)483-5341**

Producer Information

Producer Name: PRODUCER, ANY A	Primary Contact: Yes	Share %: 100.00
Email Address: ANYPRODUCER@GMAIL.COM	Address: 444 FARM RD	
City: DOWNTOWN	State: VA	ZIP: 11111

LDP Information

Crop Year: 2022	Application #: 50001	Request Date: 07/07/2022
Commodity: Wool	Class: Nongraded	COC Determination Date:
Reference Information:	Application Type: Farm Stored	

Storage Information

Storage Location	Storage Location Details	Quantity Adjustment	Net Requested Quantity	LDP Rate	Calculated Payment
Virginia/Henry	Shearing shed on Producer farm.	0.00 LBS	100.00 LBS	\$0.40	\$40.00

Total Available Quantity

100.00 LBS

Total Requested Quantity

100.00 LBS

Total Calculated Payment

\$40.00

By clicking Submit, I understand that this application will be submitted for review and cannot be revised.

[Return to top](#)

14.3 Action

Clicking the CCC-633 EZ button will allow a user to view/print the LDP request. An example is displayed below.

If all information is correct, CLICK the check box and CLICK “Submit”. Understand that once submitted, this LDP request cannot be revised.

Once the LDP Application is Submitted, the user will be returned to the Producer Overview Screen.

14.4 Example of CCC-633 EZ Page 4

The following is an example of the CCC-633 EZ Page 4.

Page 1 of 1

CCC-633 EZ (05-21-19)

PART M REQUEST FOR WOOL, MOHAIR, OR UNSHORN PELT LDP

62. Print Last Name and Address of Producer (Include Zip Code) (Please Print)
ANY A PRODUCER

63. Telephone or Cell Number (Include Area Code)

64. Crop Year
2022

65. Are you or any co-applicant delinquent on any federal non-tax debt? If "YES", explain in Item 93.
 YES NO

66. State and County where Farm Records are Maintained
VIRGINIA/FRANKLIN

A completed CCC-633 EZ (Page 1) must be on file for the crop year identified in Item 64 before beneficial interest (title and control) is lost in the requested quantity for this to be considered a valid request for payment. This request for payment, with acceptable production evidence (if applicable), must be submitted to the County FSA office that administers the farm records for the requested commodity and quantity.

Complete Items 68 through 73 for wool and mohair or Items 76 through 81 for unshorn lamb pelts and sign/date below. Indicate the source of quantity in Items 71 or 79 if this is a certified LDP, indicate for wool or mohair only if the quantity is in excess of the certified quantity, or indicate if production evidence is attached, as applicable. When beneficial interest has been lost, indicate date of sale, delivery, slaughter, etc., as applicable, as the effective date of LDP rate in Items 74 or 82. If additional entries are needed, provide data on an additional CCC-633 EZ, Page 4.

PART N COMPLETED FOR WOOL OR MOHAIR

67. LDP No. (CCC Use Only)	68. Commodity	69. Type		70. Net Quantity (lbs.)	71. Source of Quantity (Check one of the following)			72. Stored Location (State, County, Warehouse, Farm Storage Location)	73. Effective Date of LDP Rate (Date of Request or Date Beneficial Interest was Lost) (MM-DD-YYYY)	74. LDP Rate (CCC Use Only)
					A. Certified	B. Production Evidence	C. Qty. in Excess of Certified Qty.			
50001	Mohair <input type="checkbox"/>	Graded <input type="checkbox"/>	Ungraded <input checked="" type="checkbox"/>	100 Lbs	<input type="checkbox"/>	<input checked="" type="checkbox"/>	<input type="checkbox"/>	Farm Stored: VIRGINIA, HENRY, Shearing shed on Producer farm.	07-07-2022	\$0.40
	Wool <input checked="" type="checkbox"/>	Graded <input type="checkbox"/>	Ungraded <input type="checkbox"/>		<input type="checkbox"/>	<input type="checkbox"/>	<input type="checkbox"/>			
	Mohair <input type="checkbox"/>	Graded <input type="checkbox"/>	Ungraded <input type="checkbox"/>		<input type="checkbox"/>	<input type="checkbox"/>	<input type="checkbox"/>			
	Wool <input type="checkbox"/>	Graded <input type="checkbox"/>	Ungraded <input type="checkbox"/>		<input type="checkbox"/>	<input type="checkbox"/>	<input type="checkbox"/>			
	Mohair <input type="checkbox"/>	Graded <input type="checkbox"/>	Ungraded <input type="checkbox"/>		<input type="checkbox"/>	<input type="checkbox"/>	<input type="checkbox"/>			
	Wool <input type="checkbox"/>	Graded <input type="checkbox"/>	Ungraded <input type="checkbox"/>		<input type="checkbox"/>	<input type="checkbox"/>	<input type="checkbox"/>			

PART O COMPLETED FOR UNSHORN LAMB PELTS

75. LDP No. (CCC Use Only)	76. Number of Unshorn Lamb Pelts Requested	77. Use				78. Stored Location (If applicable) (State, County, Warehouse, Farm Storage Location)	79. Source of Quantity (Check one of the following)		80. Current Herd/Flock Size	81. Effective Date of LDP Rate (Date of Request or Date Beneficial Interest was Lost) (MM-DD-YYYY)	82. LDP Rate (CCC Use Only)
		A. Immediate Slaughter	B. Slaughter for Personal Use	C. Preserved and Stored	D. Sold as Feeders to Lamb Buyer		A. Certified	B. Production Evidence			
		<input type="checkbox"/>	<input type="checkbox"/>	<input type="checkbox"/>	<input type="checkbox"/>		<input type="checkbox"/>	<input type="checkbox"/>			
		<input type="checkbox"/>	<input type="checkbox"/>	<input type="checkbox"/>	<input type="checkbox"/>		<input type="checkbox"/>	<input type="checkbox"/>			
		<input type="checkbox"/>	<input type="checkbox"/>	<input type="checkbox"/>	<input type="checkbox"/>		<input type="checkbox"/>	<input type="checkbox"/>			

PART P 633 EZ Continuation, Part P)

I certify all information entered on this form is true and correct and that the commodity was owned/retained for at least 30 days before the date of shearing or slaughter for unshorn lambs. By completing Part N for wool and mohair or Part O for unshorn lamb pelts and signing and dating this form, I hereby make a request for a payment from Commodity Credit Corporation (CCC) for the commodity described above under the terms and conditions as provided on the CCC-633 EZ, Loan Deficiency Payment (LDP) Agreement and Request. I also understand that a CCC-633 EZ, Page 1 MUST be on file at the FSA County Office for this LDP request to be considered complete.

83A. Producer's Signature (By) _____ 83B. Title/Relationship (Individual Signing) _____ 84. Share % 100.00 85. Date (MM-DD-YYYY) _____ 86A. Producer's Signature (By) _____ 86B. Title/Relationship (Individual Signing) _____ 87. Share% _____ 88. Date (MM-DD-YYYY) _____

PART Q CCC APPROVAL (FOR CCC USE ONLY)

89A. Signature of CCC Representative _____ 89B. Title of CCC Representative _____ 90. Date (MM-DD-YYYY) _____ 91. Action: APPROVED DISAPPROVED 92. Is the quantity for this LDP reasonable? YES NO 93. Additional Information/Second Party Review _____

Page 4

15 Servicing LDP Applications

15.1 Overview

Upon returning to the Producer Overview screen, the user will be able to view all LDP requests. There are limited options for users to service an LDP once it is submitted for approval.

15.2 Example of Service LDP Tab on the Producer Overview Screen

The following is an example of the "Service LDP Tab" on the Producer Overview Screen

Home **Producer**

Crop Year: 2022 State: Virginia (51) County: Franklin (067)

Producer Overview

Producer: **PRODUCER, ANY A**

Agreement Application

[Create LDP](#)

Show 10 entries Search: _____

Application #	Externally Filed	Primary Contact	Commodity	Application Type	Date	Status	Quantity	Payment	Action
50001	Yes	PRODUCER, ANY A	Wool	Farm Stored	07/07/2022	Draft	100.00	\$40.00	Service LDP

Showing 1 to 1 of 1 entries Previous 1 Next

15.3 Action

On this screen the user can CLICK “Create LDP” to request an LDP for any remaining quantity of the previous commodity or request an LDP for a different commodity. The user can also CLICK Service LDP.

15.4 Example of Service LDP Screen

The following is an Example of the **Service LDP** screen.

The screenshot displays the 'Service LDP' screen within a 'Producer' profile. At the top, navigation tabs for 'Home' and 'Producer' are visible. Below the tabs, the screen shows the following information:

- Crop Year: 2022
- State: Virginia (51)
- County: Franklin (067)

Service LDP

Application # 50001	Primary Contact PRODUCER, ANY A	Status Draft
-------------------------------	---	------------------------

Commodity: **Wool**
Application Type: **Farm Stored**
Request Date: **07/07/2022**
Total Requested Quantity: **100.00 LBS**
Total Calculated Payment: **\$40.00**

At the bottom of the screen, there are three buttons: **View Summary**, **CCC-633 EZ**, and **Cancel**.

15.5 Action

The user does have limited options on this screen which include View Summary, View/Print CCC-633 EZ, and Cancel to return to Producer Overview Screen.

16 Notifications

16.1 County Office Notifications

Email notifications will be sent to the recording county office when:

- an online application is created.
- an online application is modified.

- an online application has been submitted.