



# **UES SYSTEM DESIGN DOCUMENT UES SAMPLE USER INTERFACE SCREENS**

*Unified Export Strategy System (UES) Re-engineering*

**Foreign Agricultural Service (FAS)  
U.S. Department of Agriculture (USDA)**

Oct. 3, 2007

Table of Contents

<b>1</b>	<b>INTRODUCTION.....</b>	<b>4</b>
<b>2</b>	<b>UES PARTICIPANT INTERFACE.....</b>	<b>5</b>
2.1	MENUS .....	5
2.2	PARTICIPANT PROFILE INFORMATION .....	8
2.3	APPLICATION .....	15
2.3.1	<i>Market Definitions</i> .....	16
2.3.2	<i>Promoted Commodities</i> .....	19
<b>3</b>	<b>CONSTRAINT DEFINITIONS.....</b>	<b>27</b>
3.1.2	<i>Performance Definitions</i> .....	29
3.1.3	<i>Activity Definitions</i> .....	33
3.1.4	<i>Administrative Budgets</i> .....	42
3.1.5	<i>Worldwide Personnel</i> .....	44
3.1.6	<i>Contingent Liability</i> .....	45
3.1.7	<i>Plan Submittal</i> .....	47
3.2	FINANCIAL .....	49
3.2.1	<i>Claims</i> .....	50
3.2.2	<i>Contributions</i> .....	53
3.3	REPORTS IN.....	56
3.3.1	<i>Change Notifications</i> .....	56
3.3.2	<i>CPRs</i> .....	59
3.3.3	<i>Travel Notifications</i> .....	60
3.3.4	<i>Trip Reports</i> .....	61
3.3.5	<i>EMP, TASC, QSP Reports</i> .....	61
3.3.6	<i>Ad Hoc Reporting</i> .....	63
3.4	REPORTS OUT .....	64
3.4.1	<i>Branded Companies</i> .....	65
3.4.2	<i>Sufficiency Check Report</i> .....	68
3.4.3	<i>Branded Company Report</i> .....	69
3.4.4	<i>PART Report</i> .....	70
3.4.5	<i>Program Ceiling Report</i> .....	71
3.4.6	<i>Allocation Balance Report</i> .....	72
3.4.7	<i>Allocation Balance report by Program</i> .....	73
3.4.8	<i>Carryover Report by Program Carryover Report by Participant</i> .....	74
3.4.9	<i>UES Application Report</i> .....	75
3.4.10	<i>Activity Plan Approval Report</i> .....	76
3.4.11	<i>Contribution Detail Report</i> .....	77
3.5	PROPOSALS .....	77
3.5.1	<i>EMP Proposal</i> .....	78
3.5.2	<i>QSP Proposal</i> .....	79
3.5.3	<i>TASC Proposal</i> .....	80
3.6	TOOLS .....	81
3.6.1	<i>Attachment</i> .....	81
<b>4</b>	<b>PPS INTERFACE.....</b>	<b>82</b>
4.1	ALLOCATION.....	82
4.1.1	<i>Announcements</i> .....	82
4.1.2	<i>Map Allocation/Adjustments</i> .....	82
4.1.3	<i>FMD Allocation Adjustments</i> .....	83
4.1.4	<i>TASC Allocation Adjustments</i> .....	83

4.1.5	<i>EMP Allocation Adjustments</i> .....	84
4.1.6	<i>QSP Allocation Adjustments</i> .....	84
4.1.7	<i>Accounts</i> .....	85
4.1.8	<i>Contingent Liability Transfer to Funds</i> .....	86
4.1.9	<i>Formula Backsheets</i> .....	87
4.2	APPLICATION .....	87
4.2.1	<i>Mark Application Sufficient</i> .....	87
4.3	BRANDED COMPANIES .....	88
4.4	CLAIMS .....	89
4.4.1	<i>Claims Awaiting</i> .....	89
4.4.2	<i>Claims Print SF116</i> .....	91
4.4.3	<i>Claims Reset DSN</i> .....	91
4.5	REPORTS OUT .....	92
4.5.1	<i>Branded Companies</i> .....	93
4.5.2	<i>Sufficiency Check Report</i> .....	94
4.5.3	<i>Branded Company Report</i> .....	94
4.5.4	<i>PART Report</i> .....	95
4.5.5	<i>Program Ceiling Report</i> .....	96
4.5.6	<i>Allocation Balance Report</i> .....	97
4.5.7	<i>Allocation Balance report by Program</i> .....	98
4.5.8	<i>Carryover Report by Program Carryover Report by Participant</i> .....	99
4.5.9	<i>UES Application Report</i> .....	100
4.5.10	<i>Activity Plan Approval Report</i> .....	101
4.5.11	<i>Contribution Detail Report</i> .....	102
4.5.12	<i>Ad hoc- UES Plan Actuals</i> .....	103
4.5.13	<i>Ad-Hoc—UES Accounting</i> .....	104
4.6	TOOLS .....	105
4.6.1	<i>Preferences</i> .....	105
4.7	ABOUT UES ONLINE.....	105
4.8	HELP .....	105
4.9	CONTACT US.....	105
<b>5</b>	<b>OTP INTERFACE.....</b>	<b>106</b>
5.1	DIVISION ASSESSMENT .....	106
5.1.1	<i>Targeted Market Review</i> .....	106
5.1.2	<i>Constraint Review</i> .....	106
5.1.3	<i>Activity Budget</i> .....	108
	AGREEMENT .....	109
5.1.4	<i>Accounts</i> .....	109
5.1.5	<i>UES Change Review</i> .....	110
5.2	ACTUALS.....	111
5.2.1	<i>CPR Review</i> .....	111
5.3	EVALUATION.....	112
5.3.1	<i>Application Evaluation</i> .....	112
5.3.2	<i>Division UES Review</i> .....	113
5.3.3	<i>Strategic Executive Summary Review</i> .....	116
5.3.4	<i>QSP Evaluation</i> .....	117
5.4	PROPOSALS .....	118
5.4.1	<i>EMP Proposals</i> .....	118
5.4.2	<i>QSP Proposals</i> .....	119
5.4.3	<i>TASC Proposals</i> .....	120
5.5	REPORTS OUT .....	121
5.5.1	<i>Branded Companies</i> .....	122
5.5.2	<i>Sufficiency Check Report</i> .....	124
5.5.3	<i>Branded Company Report</i> .....	125
5.5.4	<i>PART Report</i> .....	126

5.5.5	<i>Program Ceiling Report</i> .....	127
5.5.6	<i>Allocation Balance Report</i> .....	128
5.5.7	<i>Carryover Report by Program Carryover Report by Participant</i> .....	129
5.5.8	<i>UES Application Report</i> .....	130
5.5.9	<i>Activity Plan Approval Report</i> .....	131
5.5.10	<i>Contribution Detail Report</i> .....	132
5.5.11	<i>Ad-Hoc Reporting</i> .....	132
5.6	TOOLS .....	132
5.6.1	<i>User Accounts</i> .....	132
5.6.2	<i>Preferences</i> .....	132
5.7	ABOUT UES .....	132
5.8	HELP .....	132
<b>6</b>	<b>UES POST INTERFACE</b> .....	<b>133</b>
6.1	POST ASSESSMENT .....	133
6.1.1	<i>Targeted Market Review</i> .....	133
6.1.2	<i>Constraint Review</i> .....	134
6.2	ACTUALS.....	135
6.2.1	<i>Post Notifications</i> .....	135
6.3	REPORTS OUT .....	135
6.3.1	<i>Branded Companies</i> .....	136
6.3.2	<i>Branded Company Report</i> .....	138
6.3.3	<i>PART Report</i> .....	139
6.3.4	<i>Program Ceiling Report</i> .....	140
6.3.5	<i>Allocation Balance Report</i> .....	141
6.3.6	<i>Allocation Balance report by Program</i> .....	142
6.3.7	<i>Carryover Report by Program Carryover Report by Participant</i> .....	143
6.3.8	<i>UES Application Report</i> .....	144
6.3.9	<i>Activity Plan Approval Report</i> .....	145
6.3.10	<i>Contribution Detail Report</i> .....	145
6.3.11	<i>Country Summary Report</i> .....	145
6.3.12	<i>Ad hoc Reporting</i> .....	145
6.4	TOOLS .....	145
6.4.1	<i>Manage Post</i> .....	145
6.5	ABOUT UES .....	146
6.6	HELP .....	146
6.7	CONTACT US.....	146
<b>7</b>	<b>SA INTERFACE</b> .....	<b>146</b>

## 1 Introduction

The screenshots in this document are meant to be suggestions of how a successful implementation of the upgrade could look. The user interface is constrained by the USDA web style guidelines. Some enhancements to the web style guidelines, such as the menus in some screenshots shown below, have been approved.

It is expected that there will be an “explorer control” as part of the upgraded interface that will allow easy access to parts of the application. It is expected that spreadsheet controls and full text editor controls will also be incorporated in the upgraded system, where

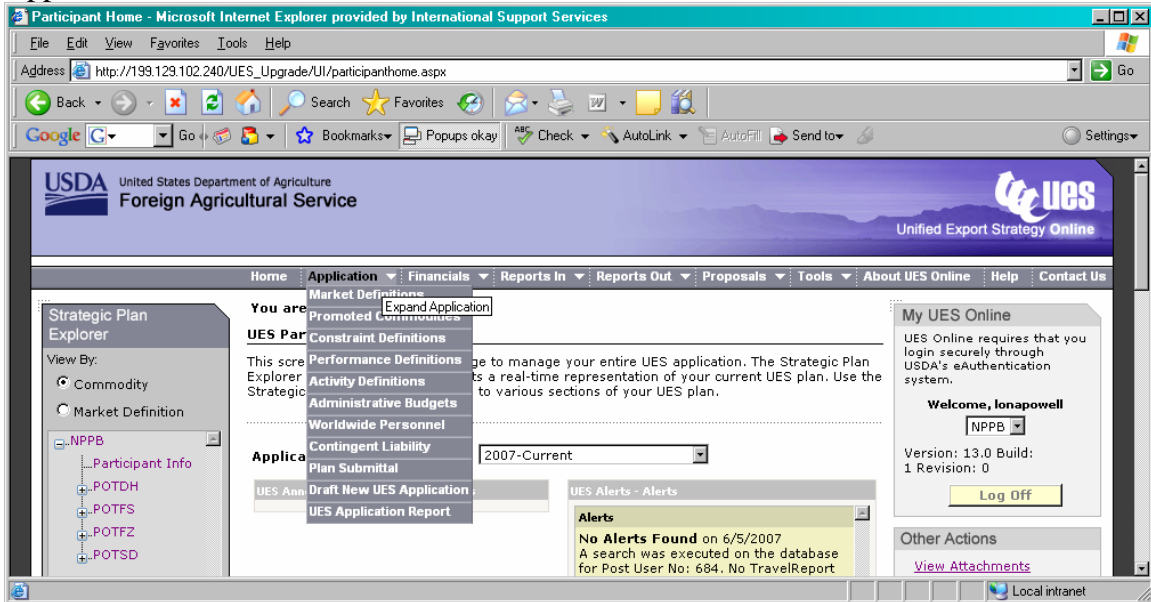
appropriate. The login will be through an interface with the Department eAuthentication system.

Requirement numbers have been included with the screenshots and are meant to show traceability back to the Detailed Requirements Document, but there may be more requirements that are traceable to a particular screen than are listed here. There may be screens required for the system which are not presented in this document. There are cases, particularly in the PPS interface, where the legacy system may provide good guidance on what the interface should look like.

## 2 UES Participant Interface

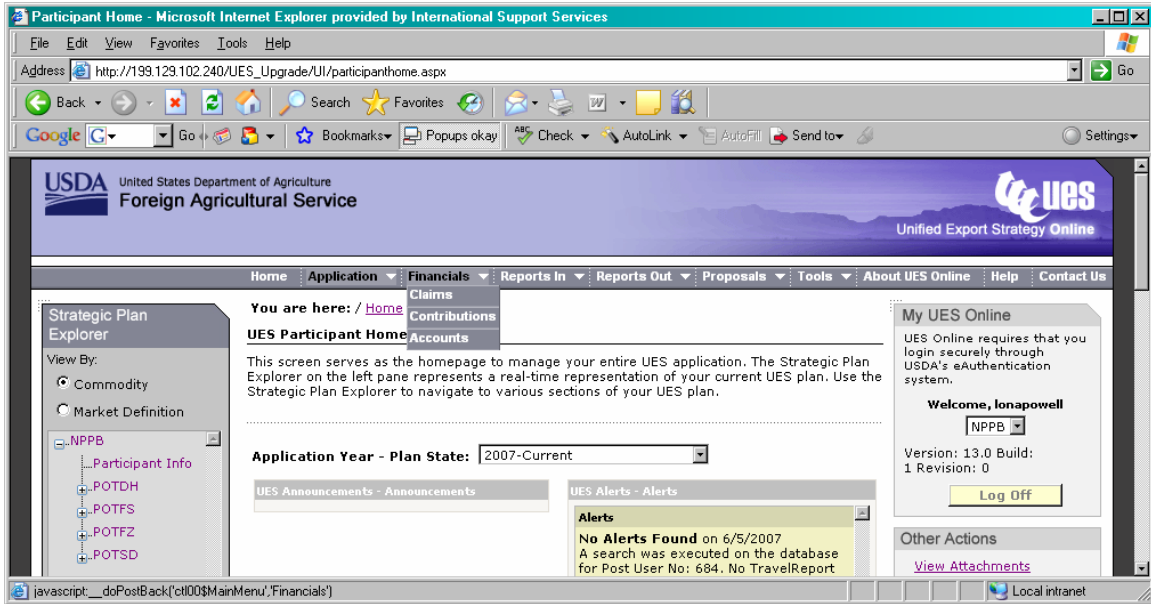
### 2.1 Menus

#### Application

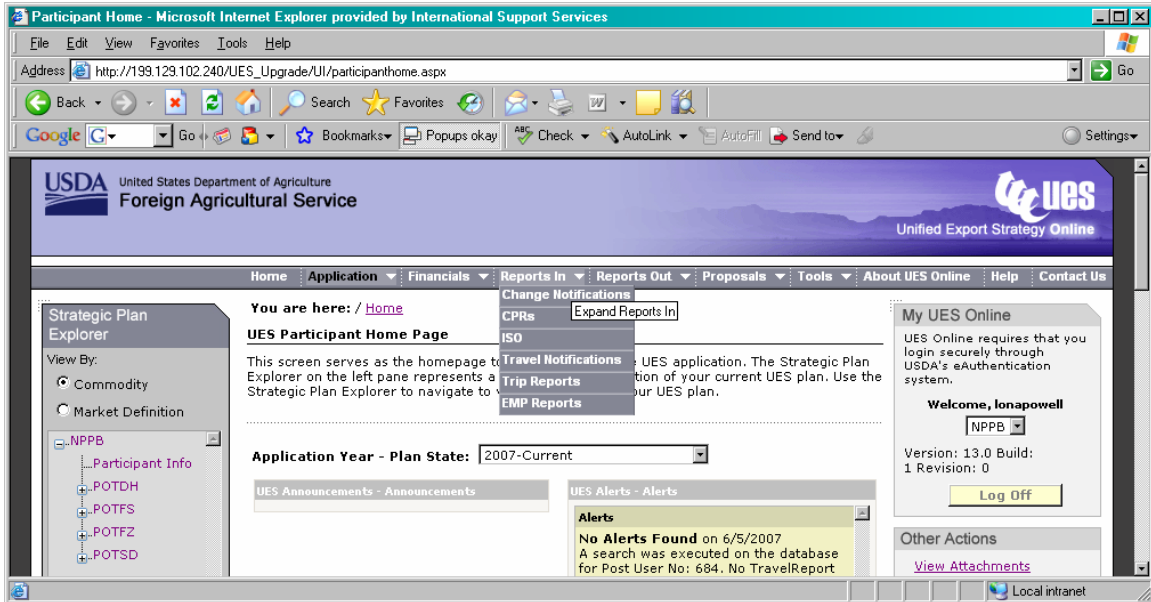


#### Financials

## UES Reengineering Sample User Interface Screens

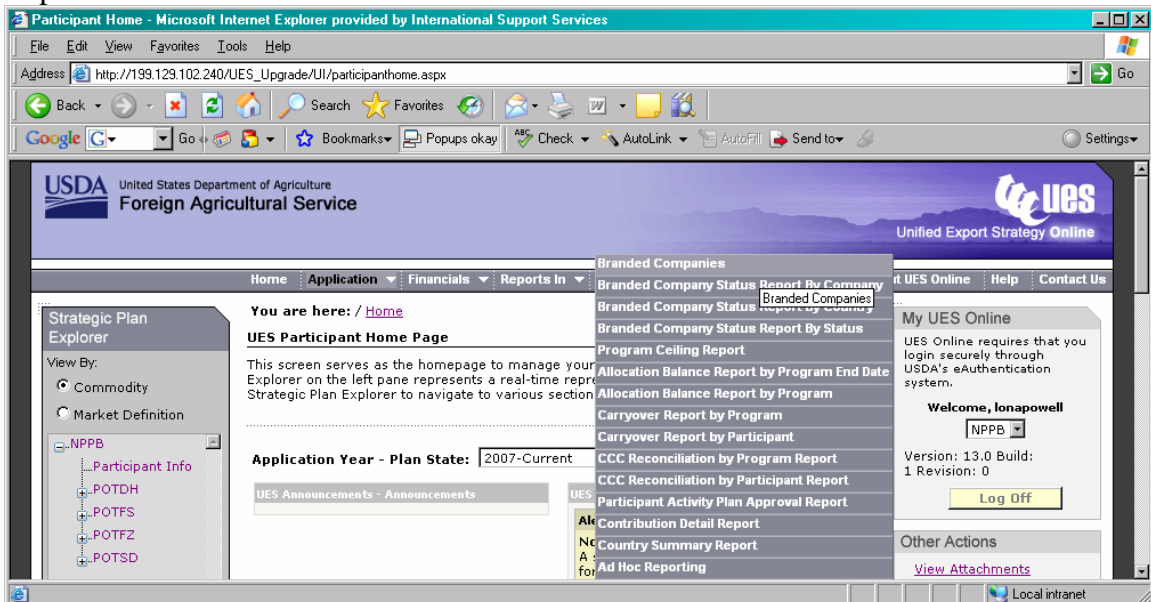


### Reports In



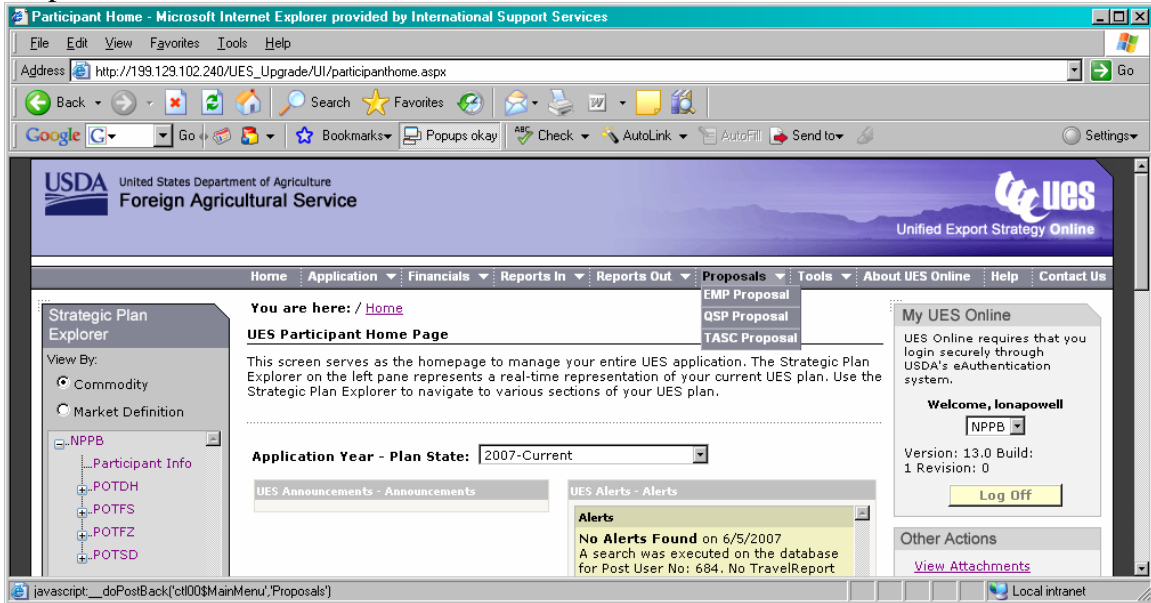
Note: ISO requirement changed at 9/07 CCB so that menu option should be called Strategic Executive Summary

### Reports Out

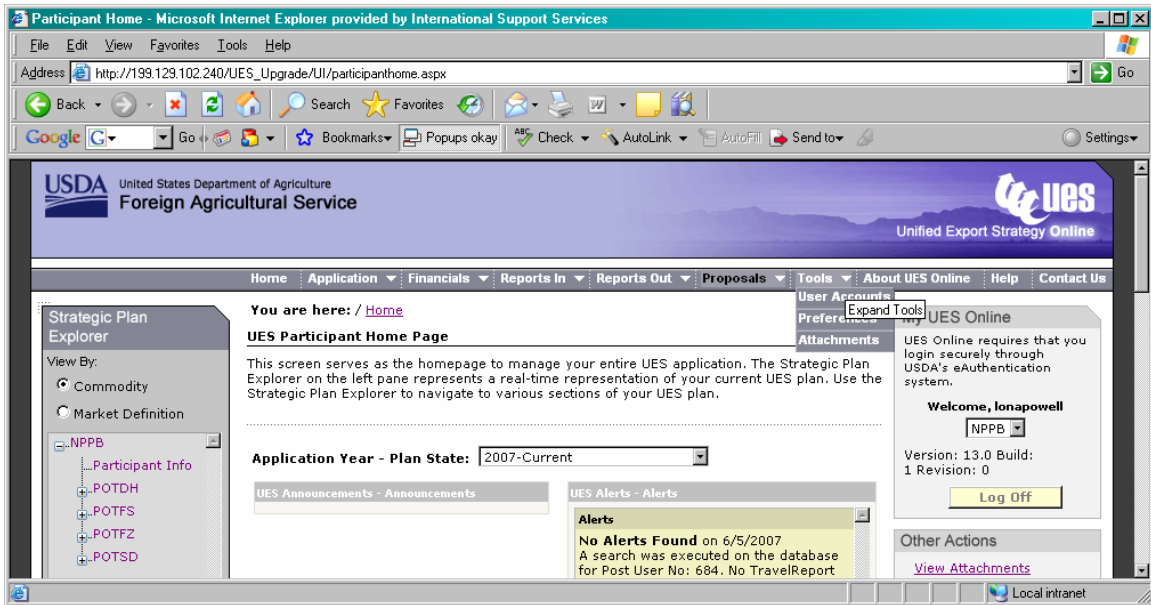


Note: Per 9/07 CCB, the CPR is a report that should be on the reports menu

## Proposals



## Tools



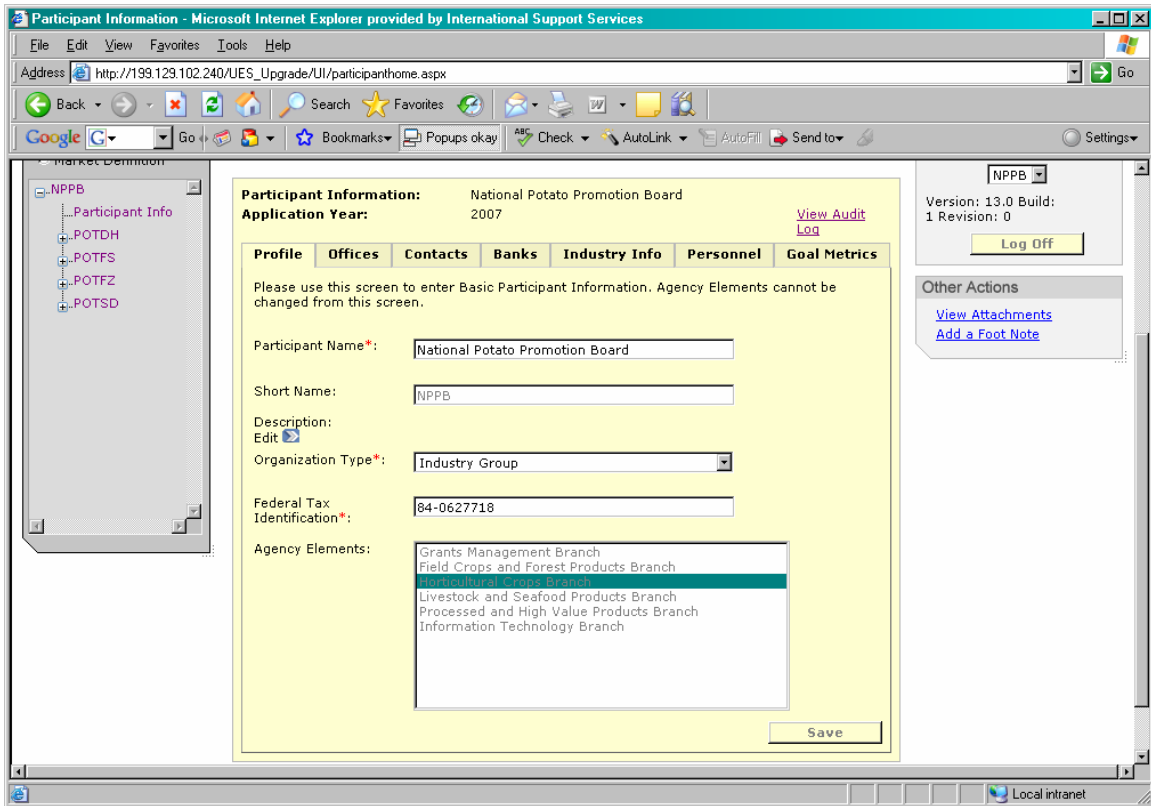
## 2.2 Participant Profile Information

(Req.# 07.02.16.000, 07.02.16.100 - 202)

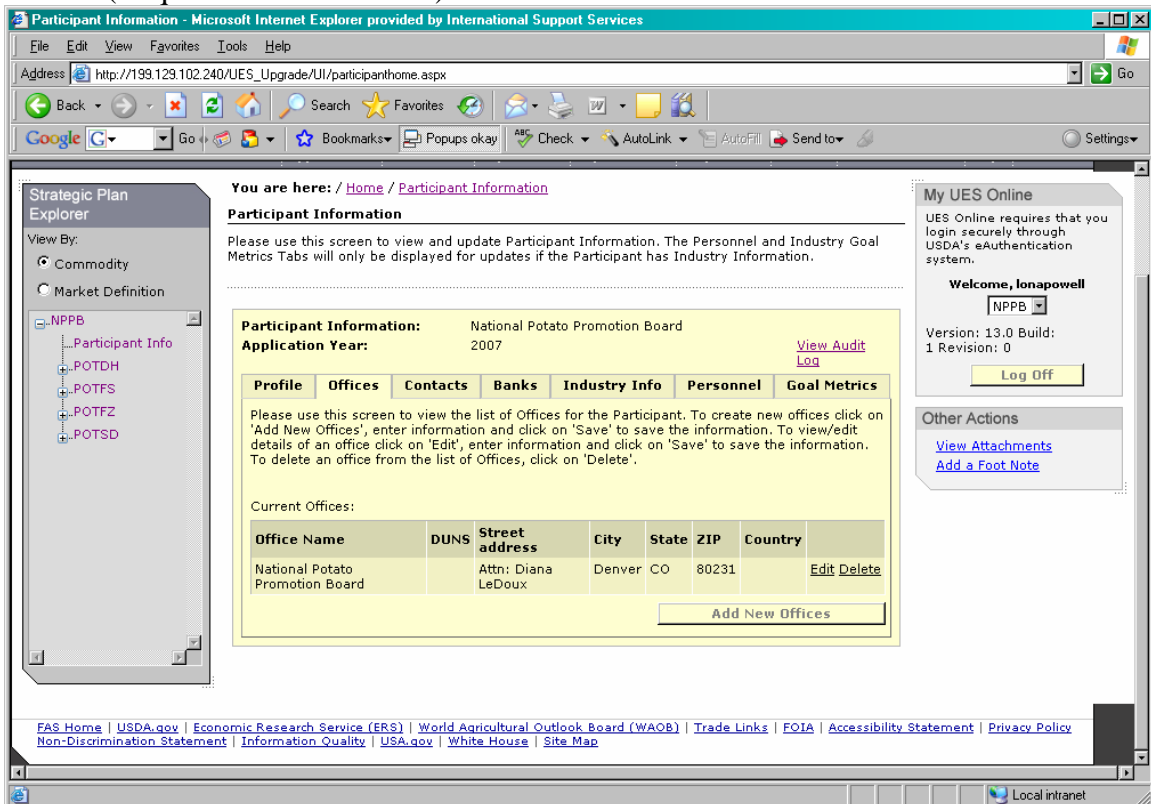
### Profile



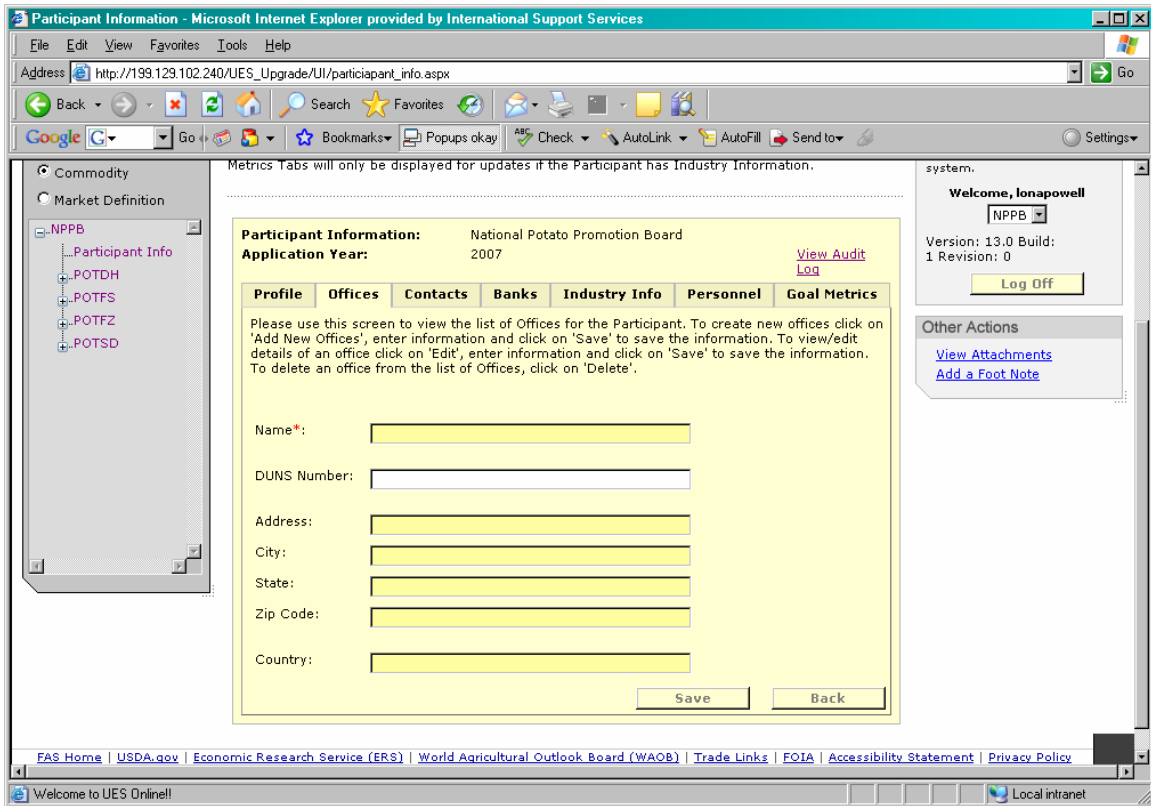
# UES Reengineering Sample User Interface Screens



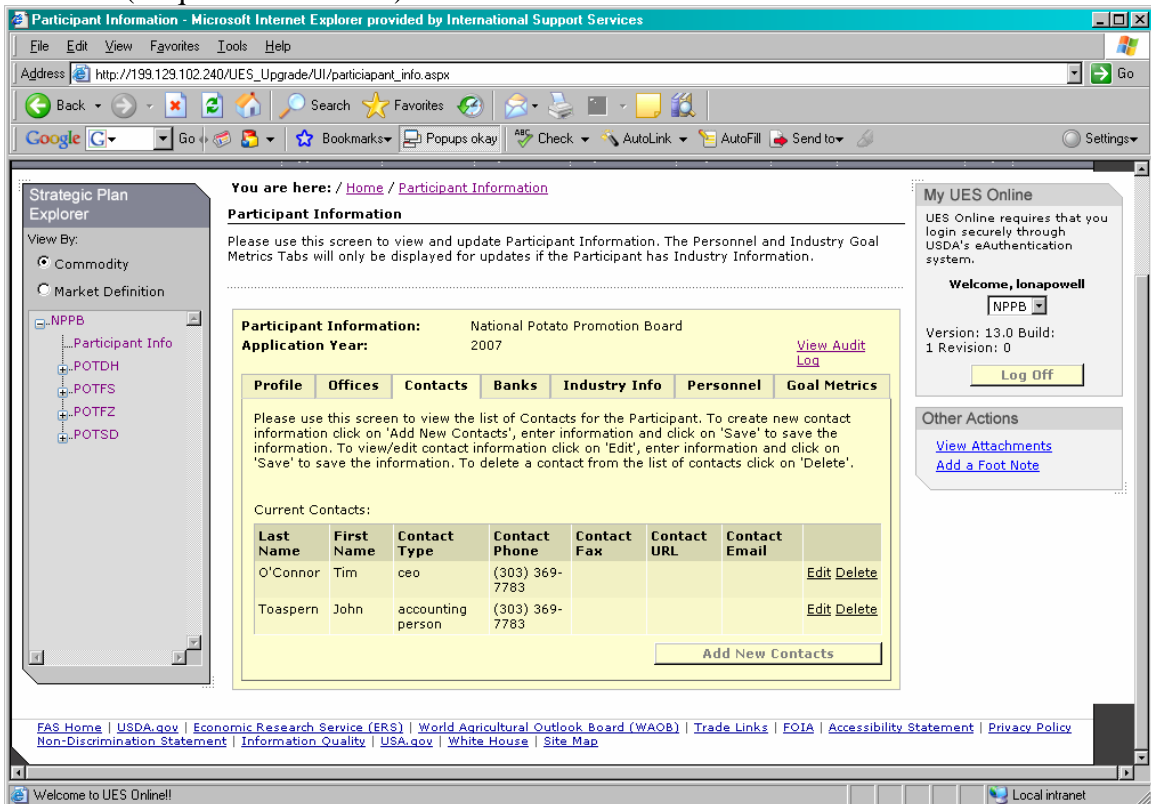
## Offices (Req. # 07.02.18.002-100)



## Add new office



Contacts (Req. # 07.02.16.100)



Add new contact

## UES Reengineering Sample User Interface Screens

**Participant Information:** National Potato Promotion Board  
**Application Year:** 2007

**Profile | Offices | Contacts | Banks | Industry Info | Personnel | Goal Metrics**

Please use this screen to view the list of Contacts for the Participant. To create new contact information click on 'Add New Contacts', enter information and click on 'Save' to save the information. To view/edit contact information click on 'Edit', enter information and click on 'Save' to save the information. To delete a contact from the list of contacts click on 'Delete'.

First Name\*:

Last Name\*:

Contact Type:

Contact Phone\*:

Contact Fax:

Contact URL:  (eg: http://xxx.com)

Contact Email:  (eg. xxx@xxx.com)

## Bank Information (Req. # 07.02.16.137.a, 07.02.16.142.a, 07.02.16.138, 07.02.16.140)

**Participant Information:** National Potato Promotion Board  
**Application Year:** 2007

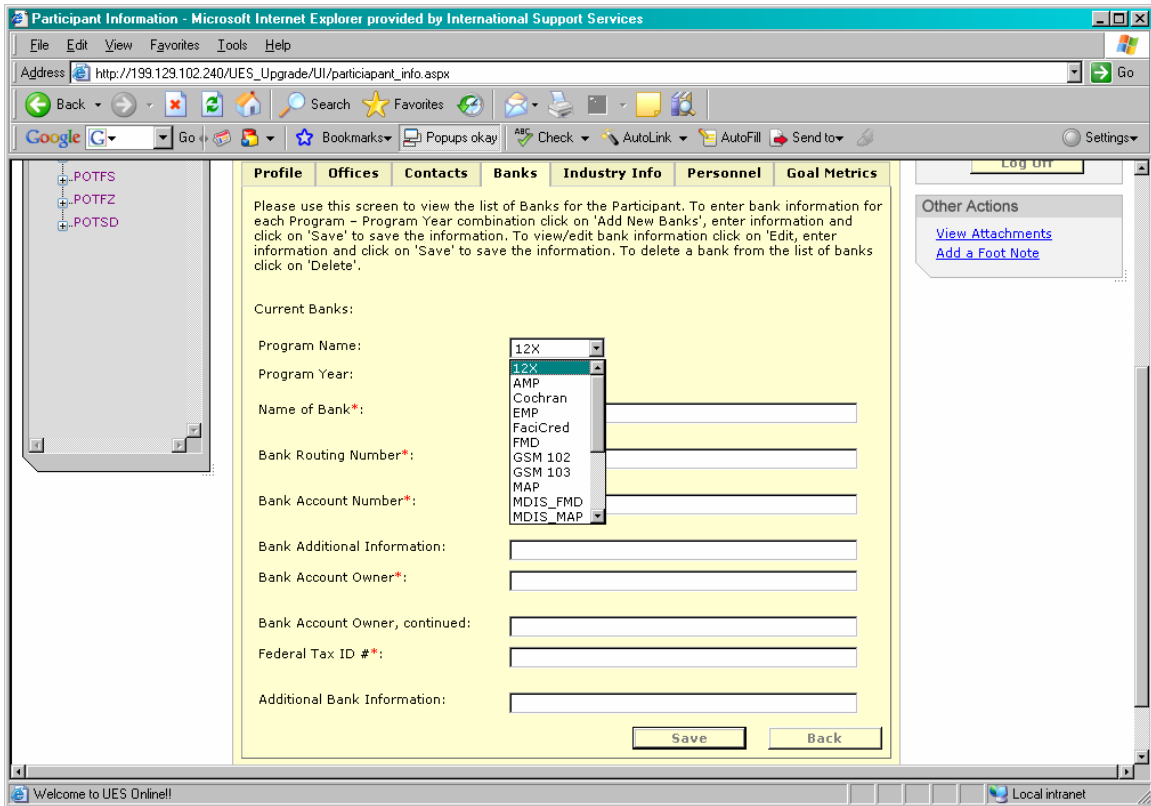
**Profile | Offices | Contacts | Banks | Industry Info | Personnel | Goal Metrics**

Please use this screen to view the list of Banks for the Participant. To enter bank information for each Program - Program Year combination click on 'Add New Banks', enter information and click on 'Save' to save the information. To view/edit bank information click on 'Edit', enter information and click on 'Save' to save the information. To delete a bank from the list of banks click on 'Delete'.

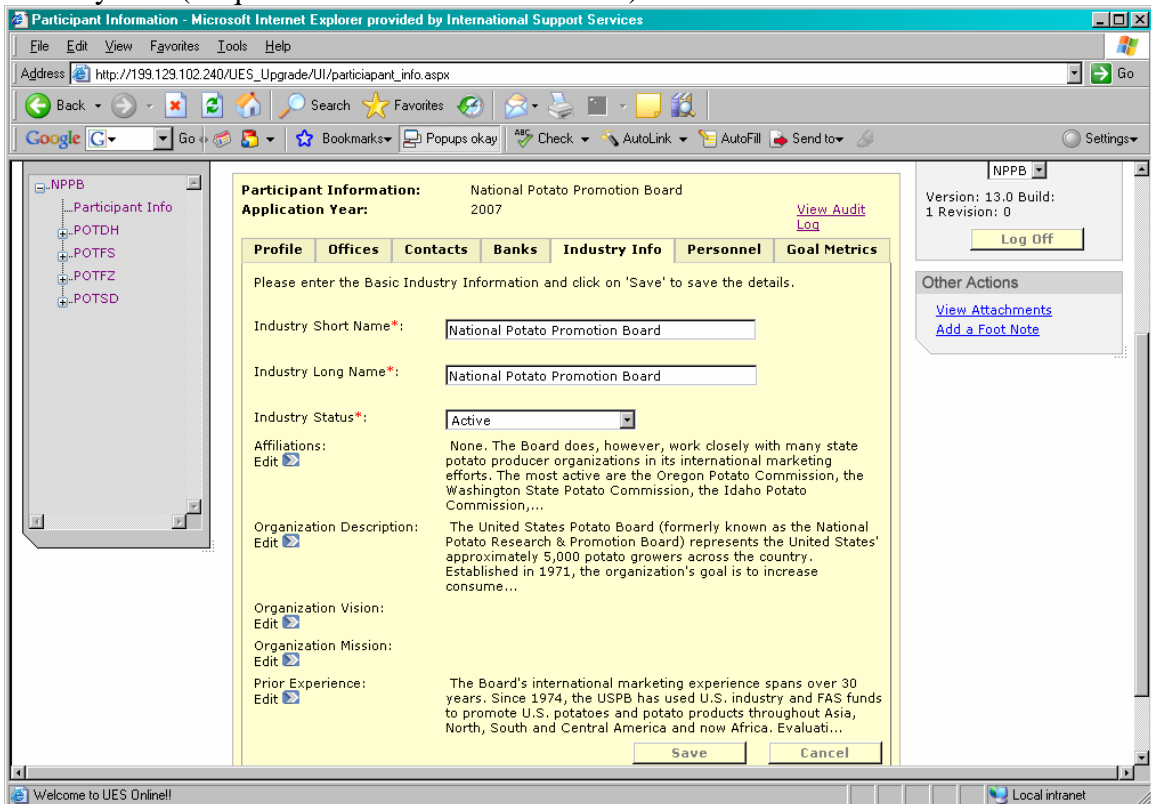
Current Banks:

Program Year	Program Name	Name Of Bank	Bank Routing Number	
1994	EMP	Affiliated National Bank - Denver	ABA #102001017	<a href="#">Edit</a> <a href="#">Delete</a>
1994	MAP	Affiliated National Bank - Denver	ABA #102001017	<a href="#">Edit</a> <a href="#">Delete</a>
1995	EMP	Bank One	Affiliated National Bank	<a href="#">Edit</a> <a href="#">Delete</a>
1995	FMD	Bank One	Affiliated National Bank	<a href="#">Edit</a> <a href="#">Delete</a>
1995	MAP	Bank One	Affiliated National Bank	<a href="#">Edit</a> <a href="#">Delete</a>
1995	QSP	Bank One	Affiliated National Bank	<a href="#">Edit</a> <a href="#">Delete</a>
2002	TSC	Bank One	Affiliated National Bank	<a href="#">Edit</a> <a href="#">Delete</a>

## Add/Edit bank information



Industry Info (Req. # 01.02.11.000-01.02.12.210)



Personnel (Req. # 01.02.11.300 – 310)

# UES Reengineering Sample User Interface Screens

This screenshot shows the 'Participant Information' screen in the UES system. The browser window title is 'Participant Information - Microsoft Internet Explorer provided by International Support Services'. The address bar shows 'http://199.129.102.240/UES\_Upgrade/UI/participant\_info.aspx'. The page header includes the USDA logo and 'Foreign Agricultural Service'.

The main content area displays the following information:

- Participant Information:** National Potato Promotion Board
- Application Year:** 2007

Below this information is a tabbed interface with the following tabs: Profile, Offices, Contacts, Banks, Industry Info, Personnel, and Goal Metrics. The 'Personnel' tab is active, showing a list of current personnel:

Name	Position	MAP %	FMD %	
Samuel Sneed	Comptroller	50	50	<a href="#">Edit</a> <a href="#">Delete</a>

At the bottom of the personnel list is an 'Add New Personnel' button. The right sidebar contains a 'My UES Online' section with a 'Welcome, lonapowell' message, a dropdown menu for 'NPPB', and version information: 'Version: 13.0 Build: 1 Revision: 0'. There is also a 'Log Off' button and an 'Other Actions' section with links for 'View Attachments' and 'Add a Foot Note'.

## Add personnel

This screenshot shows the 'Add New Personnel' form within the 'Participant Information' screen. The browser window title and address bar are the same as in the previous screenshot. The 'Personnel' tab is active, and the form contains the following fields:

- Name\*:**
- Position:**
- MAP%:**
- FMD%:**

At the bottom of the form are 'Save' and 'Back' buttons. The right sidebar is identical to the previous screenshot, showing the 'My UES Online' section with the 'Welcome, lonapowell' message and version information.

## Goal Metrics (Req. # 01.02.12.002 – 01.02.12.210)

**Participant Information - Microsoft Internet Explorer provided by International Support Services**

Address: [http://199.129.102.240/UES\\_Upgrade/UI/participant\\_info.aspx](http://199.129.102.240/UES_Upgrade/UI/participant_info.aspx)

Navigation: Profile | Offices | Contacts | Banks | Industry Info | Personnel | **Goal Metrics**

Please enter the Metrics information below. Use the buttons on the bottom of the grid to add/delete rows. After inserting a new row click on the checkmark button to view the changes and enable further operations. When you are done, press the Save button below to save your changes.

Period Span - Period Type\*: Jul 1 - Jun 30(Marketing Year)

Data Source: [Edit](#)  
 Source: Data is in July-June marketing years (i.e., 1999 represents July 99-June 00). Includes dehydrated potatoes, frozen potatoes, fresh and seed. U.S. export data is from U.S. Dept. of Commerce. World trade data extrapolated from Australia, Canada...

Year	US Exports (\$)	World Trade (\$)	Status
2001	\$540,758,449.00	\$2,679,354,647.00	A
2002	\$548,800,103.00	\$2,931,009,388.00	A
2003	\$507,370,881.00	\$3,233,185,861.00	A
2004	\$534,551,380.00	\$4,378,892,756.00	A
2005	\$592,713,073.00	\$5,004,393,000.00	A
2006	\$650,000,000.00	\$5,154,524,000.00	E
2007	\$689,000,000.00	\$5,308,000,000.00	G
2008	\$723,000,000.00	\$5,467,500,000.00	G
2009	\$759,000,000.00	\$5,576,000,000.00	G
2010	\$789,000,000.00	\$5,687,000,000.00	G
2011	\$812,000,000.00	\$5,800,000,000.00	G
2012	\$828,000,000.00	\$5,858,000,000.00	G

[Edit](#)

Log Off

Other Actions  
[View Attachments](#)  
[Add a Foot Note](#)

Welcome to UES Onlinell

Edit Goal Metrics

changes.

Period Span - Period Type\*: Jul 1 - Jun 30(Marketing Year)

Data Source: [Edit](#)  
 Source: Data is in July-June marketing years (i.e., 1999 represents July 99-June 00). Includes dehydrated potatoes, frozen potatoes, fresh and seed. U.S. export data is from U.S. Dept. of Commerce. World trade data extrapolated from Australia, Canada...

Year	U.S. Exports (\$)	World Trade (\$)
2001	540,758,449	2,679,354,647
2002	548,800,103	2,931,009,388
2003	507,370,881	3,233,185,861
2004	534,551,380	4,378,892,756
2005	592,713,073	5,004,393,000
2006	650,000,000	5,154,524,000
2007	689,000,000	5,308,000,000
2008	723,000,000	5,467,500,000
2009	759,000,000	5,576,000,000
2010	789,000,000	5,687,000,000
2011	812,000,000	5,800,000,000

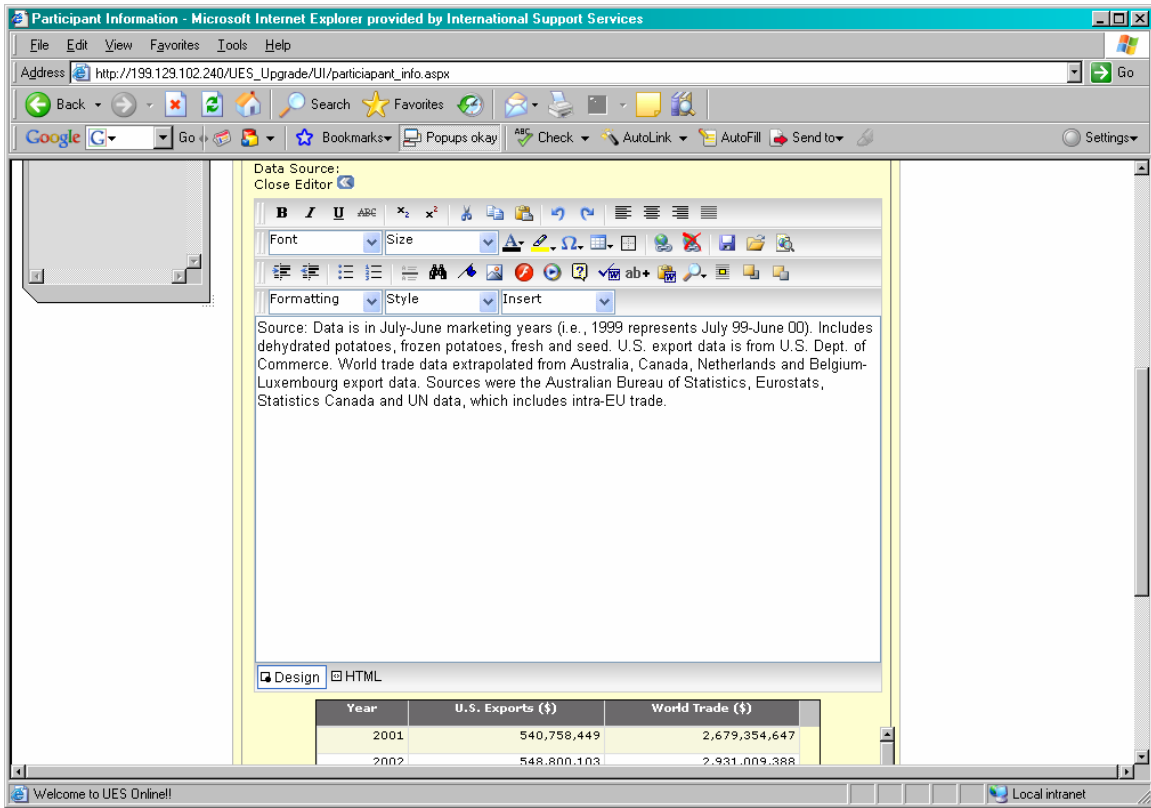
[Save](#) [Cancel](#)

[Add a Foot Note](#)

FAS Home | [USDA.gov](#) | [Economic Research Service \(ERS\)](#) | [World Agricultural Outlook Board \(WAOB\)](#) | [Trade Links](#) | [FOIA](#) | [Accessibility Statement](#) | [Privacy Policy](#)

Welcome to UES Onlinell

Goal metrics with full feature html editor opened



### 2.3 Application



### 2.3.1 Market Definitions

(Req. # 01.08.31.002-124)

United States Department of Agriculture  
Foreign Agricultural Service

Unified Export Strategy Online

Home
Application
Financials
Reports In
Reports Out
Proposals
Tools
About UES Online
Help
Contact Us

**You are here:** / [Home](#) / [Market Definitions](#)

**Market Definitions**

This page lists all the Market Definitions for the Participant during this application year. To view the details please click on the '>>' image. The Participant can also add/edit Market Definitions which may comprise of one or more countries. Click on **'Add New Market'** to define a new Market Definition or **'Add FAS Market Definitions'** to use the existing FAS Market Definitions contained in the system.

**Participant:** NPPB  
**Application Year:** 2007

	Market Title	Market Kind	Has Targeted Markets?	
>	ASEAN	Geographical Market	Yes	<a href="#">Delete</a>
>	CE	Geographical Market	Yes	<a href="#">Delete</a>
>	CENTRAL AMERICA	Geographical Market	Yes	<a href="#">Delete</a>
>	GLOBAL DEHY EVAL	Geographical Market	Yes	<a href="#">Delete</a>
>	GLOBAL FRESH EVA	Geographical Market	Yes	<a href="#">Delete</a>
>	GLOBAL FROZEN EV	Geographical Market	Yes	<a href="#">Delete</a>
>	GLOBAL SEED RESO	Geographical Market	Yes	<a href="#">Delete</a>
>	ID	Geographical Market	Yes	<a href="#">Delete</a>
>	INDIA	Geographical Market	Yes	<a href="#">Delete</a>
>	JA	Geographical Market	Yes	<a href="#">Delete</a>
>	KS	Geographical Market	Yes	<a href="#">Delete</a>
>	KU	Geographical Market	Yes	<a href="#">Delete</a>
>	MY	Geographical Market	Yes	<a href="#">Delete</a>
>	RP	Geographical Market	Yes	<a href="#">Delete</a>
>	SN	Geographical Market	Yes	<a href="#">Delete</a>
>	SUB SAHARAN AFRI	Geographical Market	Yes	<a href="#">Delete</a>
>	TH	Geographical Market	Yes	<a href="#">Delete</a>

[Add New Market](#)
[Add FAS Market Definitions](#)

**My UES Online**

UES Online requires that you login securely through USDA's eAuthentication system.

**Welcome, lonapowell**

NPPB

Version: 12.10  
Build: 4 Revision: 0

**Other Actions**

[View Attachments](#)

[Add a Foot Note](#)



### 2.3.1.1 Add New Market

(Req. # 01.08.31.004)

**United States Department of Agriculture  
Foreign Agricultural Service**

**UES  
Unified Export Strategy Online**

Home Application Financials Reports In Reports Out Proposals Tools About UES Online Help Contact Us

You are here: / Home / [Market Definition Information](#)

**Market Definition Information**

The Participant can add/edit Basic Market Definition information consisting of Market Title, Kind and Description. A Definition must comprise of one or more countries. Market Definition of Market Kind '**FAS Standard**' cannot be edited by the user.

**ADD NEW Market Definition :**  
**Participant:** NPPB  
**Application Year:** 2007

**Market Definition** Targeted Markets

Select a Market Definition

Market Title\*:

Has Targeted Markets?: No

Market Description:   
 Edit

Market Kind\*:

Countries\*: Available Countries Countries Currently Associated

- Palau
- Unspecified
- Aruba
- Antigua and Barbuda
- Afghanistan
- Algeria
- Azerbaijan, Republic of
- Albania
- Armenia, Republic of
- Andorra
- Angola

>> > < <<

Save Cancel

\* Indicates a Required Field

[FAS Home](#) | [USDA.gov](#) | [Economic Research Service \(ERS\)](#) | [World Agricultural Outlook Board \(WAOB\)](#) | [Trade Links](#) | [FOIA](#) | [Accessibility Statement](#) | [Privacy Policy](#)  
[Non-Discrimination Statement](#) | [Information Quality](#) | [USA.gov](#) | [White House](#) | [Site Map](#)

**My UES Online**  
 UES Online requires that you login securely through USDA's eAuthentication system.  
**Welcome, lonapowell**  
  
 Version: 12.10  
 Build: 4 Revision: 0

**Other Actions**  
[View Attachments](#)  
[Add a Foot Note](#)

### 2.3.1.2 Add FAS Market Definitions

(Req. # 01.08.31.008)

Home Application Financials Reports In Reports Out Proposals Tools About UES Online Help Contact Us

**You are here:** / [Home](#) / [Market Definitions](#)

**Market Definitions**

This page lists all the Market Definitions for the Participant during this application year. To view the details please click on the '>>' image. The Participant can also add/edit Market Definitions which may comprise of one or more countries. Click on **'Add New Market'** to define a new Market Definition or **'Add FAS Market Definitions'** to use the existing FAS Market Definitions contained in the system.

---

**Participant:** NPPB  
**Application Year:** 2007

	Market Title	Market Kind	Has Targeted Markets?	
>>	ASEAN	Geographical Market	Yes	<a href="#">Delete</a>
>>	CE	Geographical Market	Yes	<a href="#">Delete</a>
>>	CENTRAL AMERICA	Geographical Market	Yes	<a href="#">Delete</a>
>>	GLOBAL DEHY EVAL	Geographical Market	Yes	<a href="#">Delete</a>
>>	GLOBAL FRESH EVA	Geographical Market	Yes	<a href="#">Delete</a>
>>	GLOBAL FROZEN EV	Geographical Market	Yes	<a href="#">Delete</a>
>>	GLOBAL SEED RESO	Geographical Market	Yes	<a href="#">Delete</a>
>>	ID	Geographical Market	Yes	<a href="#">Delete</a>
>>	INDIA	Geographical Market	Yes	<a href="#">Delete</a>
>>	JA	Geographical Market	Yes	<a href="#">Delete</a>
>>	KS	Geographical Market	Yes	<a href="#">Delete</a>
>>	KU	Geographical Market	Yes	<a href="#">Delete</a>
>>	MY	Geographical Market	Yes	<a href="#">Delete</a>
>>	RP	Geographical Market	Yes	<a href="#">Delete</a>
>>	SN	Geographical Market	Yes	<a href="#">Delete</a>
>>	SUB SAHARAN AFRI	Geographical Market	Yes	<a href="#">Delete</a>
>>	TH	Geographical Market	Yes	<a href="#">Delete</a>

**Add a Market Definition from an existing FAS Market Definition**  
 Select a FAS Market Definition

**My UES Online**

UES Online requires that you login securely through USDA's eAuthentication system.

**Welcome, lonapowell**

Version: 12.10  
Build: 4 Revision: 0

---

**Other Actions**

[View Attachments](#)  
[Add a Foot Note](#)

### 2.3.2 Promoted Commodities

(Req. # 01.06.21.000 – 128)

The screenshot displays the 'Promoted Commodities' page in the UES Online system. The header features the USDA logo and 'Foreign Agricultural Service' on the left, and the 'UES Unified Export Strategy Online' logo on the right. A navigation menu includes 'Home', 'Application', 'Financials', 'Reports In', 'Reports Out', 'Proposals', 'Tools', 'About UES Online', 'Help', and 'Contact Us'. The 'Proposals' dropdown menu is open, showing 'EMP Proposal', 'QSP Proposal', and 'TASC Proposal'. Below the navigation, the breadcrumb path is 'You are here: / Home / Promoted Commodities'. The main heading is 'Promoted Commodities', followed by a brief description: 'This page lists all the Promoted Commodities for the Participant during this application year. To view the details please click on the '>>' image. Click on 'Add New Promoted Commodity' button to define a promoted commodity.'

The main content area shows the following details:

- Participant: NPPB
- Application Year: 2007

	Promoted Commodity	Commodity Aggregate	U.S. Origin	Value Added	
>>		POTDH	100%	No	<a href="#">Delete</a>
>>		POTFS	100%	No	<a href="#">Delete</a>
>>		POTSD	100%	No	<a href="#">Delete</a>
>>	Forage Seeds	SDFOR	100%	No	<a href="#">Delete</a>
>>	Other Frozen Potato Products	POTFZ	100%	No	<a href="#">Delete</a>

At the bottom of the table area is an 'Add New Promoted Commodity' button. To the right, the 'My UES Online' sidebar shows a login status for 'lonapowell' with a dropdown menu set to 'NPPB', version '12.10', and build '4'. It includes a 'Log Off' button and 'Other Actions' such as 'View Attachments' and 'Add a Foot Note'. The footer contains various links including 'FAS Home', 'USDA.gov', 'Economic Research Service (ERS)', 'World Agricultural Outlook Board (WAOB)', 'Trade Links', 'FOIA', 'Accessibility Statement', 'Privacy Policy', 'Non-Discrimination Statement', 'Information Quality', 'USA.gov', 'White House', and 'Site Map'.

Note: blank name in this screen is not correct per the requirements.

### 2.3.2.1 Add NEW Promoted Commodity

United States Department of Agriculture  
Foreign Agricultural Service

UES  
Unified Export Strategy Online

Home Application Financials Reports In Reports Out Proposals Tools About UES Online Help Contact Us

You are here: / Home / Promoted Commodity Information

**Promoted Commodity Information**

The Participant can add/edit Basic Promoted Commodity information consisting of Commodity Name, U.S Origin Percentage and Value Added Definition.

**Add New Promoted Commodity**  
Participant : NPPB  
Application Year : 2007

Basics Domestic Info International Info Metrics Targeted Markets

Select a Commodity

Commodity Name\* :

Commodity Aggregate\* : ---- Select a PromotedCommodity ----

% U.S. Origin\* :

Value Added Definition:  Yes  No

Save Cancel

**My UES Online**  
UES Online requires that you login securely through USDA's eAuthentication system.  
**Welcome, lonapowell**  
NPPB  
Version: 12.10  
Build: 4 Revision: 0  
Log Off

**Other Actions**  
[View Attachments](#)  
[Add a Foot Note](#)

[FAS Home](#) | [USDA.gov](#) | [Economic Research Service \(ERS\)](#) | [World Agricultural Outlook Board \(WAOB\)](#) | [Trade Links](#) | [FOIA](#) | [Accessibility Statement](#) | [Privacy Policy](#)  
[Non-Discrimination Statement](#) | [Information Quality](#) | [USA.gov](#) | [White House](#) | [Site Map](#)

Note: Per the requirements, the value added definition is not a data entry element but a property of the selected commodity.

2.3.2.1.1 Domestic Info

(Req. # 01.06.21.200 – 232)

The screenshot displays the UES (Unified Export Strategy Online) interface. At the top, there is a header with the USDA logo and 'United States Department of Agriculture Foreign Agricultural Service' on the left, and the UES logo and 'Unified Export Strategy Online' on the right. Below the header is a navigation menu with items: Home, Application, Financials, Reports In, Reports Out, Proposals, Tools, About UES Online, Help, and Contact Us. The main content area shows the breadcrumb 'You are here: / Home / Promoted Commodity Information' and the title 'Promoted Commodity Information'. A descriptive paragraph follows: 'Domestic Information - For each Promoted Commodity, enter domestic developments, the outlook for domestic production, share of U.S. production that is exported, and strengths and weakness of the domestic industry as it relates to the international market.' Below this, user information is displayed: 'Promoted Commodity : Participant : NPPB Application Year : 2007'. A tabbed interface is shown with 'Domestic Info' selected. A 'Last Modified: 03/16/2007' timestamp and a 'Select a Commodity' link are present. A table lists sections: 'Domestic\_Developments', 'Domestic\_Outlook', 'Domestic\_Share Exported', and 'Domestic\_Strengths and weakness', with a 'Data Exists' column. A 'Preview All Sections' button is at the bottom of the table. On the right side, there is a 'My UES Online' box with a login message, a 'Welcome, lonapowell' message, a dropdown menu set to 'NPPB', version/build information, and a 'Log Off' button. Below that is an 'Other Actions' box with links for 'View Attachments' and 'Add a Foot Note'. At the bottom of the page, a footer contains various links: FAS Home, USDA.gov, Economic Research Service (ERS), World Agricultural Outlook Board (WAOB), Trade Links, FOIA, Accessibility Statement, Privacy Policy, Non-Discrimination Statement, Information Quality, USA.gov, White House, and Site Map.

2.3.2.1.2 *International Info*

(Req. # 01.06.21.200 – 232)

The screenshot displays the UES Online interface. At the top, the USDA logo and 'United States Department of Agriculture Foreign Agricultural Service' are on the left, and the UES logo and 'Unified Export Strategy Online' are on the right. A navigation menu includes Home, Application, Financials, Reports In, Reports Out, Proposals, Tools, About UES Online, Help, and Contact Us. The breadcrumb trail reads 'You are here: / Home / Promoted Commodity Information'. The main heading is 'Promoted Commodity Information', followed by a description: 'International Information - For each Promoted Commodity, enter current market conditions, the outlook for the U.S. product in the world market, and the short and long term competitive threats posed by the competitors.' Below this, user information is shown: 'Promoted Commodity :', 'Participant : NPPB', and 'Application Year : 2007'. A tabbed interface has 'International Info' selected. A 'Last Modified: 03/16/2007' timestamp and a 'Select a Commodity' link are present. A table lists sections: 'International .Market Conditions', 'International .Outlook', and 'International .Competitive Threats', with a 'Data Exists' column. A 'Preview All Sections' button is at the bottom. A footer contains various links like 'FAS Home', 'USDA.gov', 'Economic Research Service (ERS)', etc.

**My UES Online**  
 UES Online requires that you login securely through USDA's eAuthentication system.  
**Welcome, lonapowell**  
 NPPB  
 Version: 12.10  
 Build: 4 Revision: 0  
 Log Off

**Other Actions**  
[View Attachments](#)  
[Add a Foot Note](#)

**Promoted Commodity Information**  
 International Information - For each Promoted Commodity, enter current market conditions, the outlook for the U.S. product in the world market, and the short and long term competitive threats posed by the competitors.

**Promoted Commodity :**  
**Participant :** NPPB  
**Application Year :** 2007

**Basics** **Domestic Info** **International Info** **Metrics** **Targeted Markets**

Last Modified: 03/16/2007 [Select a Commodity](#)

Section	Data Exists
<a href="#">International .Market Conditions</a>	
<a href="#">International .Outlook</a>	
<a href="#">International .Competitive Threats</a>	

[Preview All Sections](#)

\* Indicates a Required Field

[FAS Home](#) | [USDA.gov](#) | [Economic Research Service \(ERS\)](#) | [World Agricultural Outlook Board \(WAOB\)](#) | [Trade Links](#) | [FOIA](#) | [Accessibility Statement](#) | [Privacy Policy](#)  
[Non-Discrimination Statement](#) | [Information Quality](#) | [USA.gov](#) | [White House](#) | [Site Map](#)

2.3.2.1.3 Metrics

(Req. # 01.06.21.300 – 410)

Application Year: 2007

[Basics](#)
[Domestic Info](#)
[International Info](#)
[Metrics](#)
[Targeted Markets](#)

[Select a Commodity](#)

Last Modified: 4/17/2007

Please enter the Metrics information below. Use the buttons on the bottom of the grid to add/delete rows. After inserting a new row click on the checkmark button to view the changes and enable further operations. When you are done, press the Save button below to save your changes.

U.S. and World Production and Trade											
COMMODITY AGGREGATE : Forage Seeds											
Year	Status	U.S. Production		U.S. Exports to the World		Exports as a Share of U.S. Production		World Trade		U.S. Share of World Trade	
		Volume (56PBU)	Value (\$)	Volume (56PBU)	Value (\$)	(%)	(%)	Volume (56PBU)	Value (\$)	(%)	(%)
						Volume (56PBU)	Value (\$)			Volume (56PBU)	Value (\$)
2004	Actual	500	750	100	500	20	67	600	400	16	25
2005	Actual	500	750	100	50880	20	6784	600	400	16	25
2006	Actual	500	750	100	500	20	67	600	400	16	25
2007	Estimate	500	75000	9000	500	1800	1	600	400	1500	2250
2008	Forecast	666	682	83	84	12	12	85	86	97	97
2009	Forecast	66688	88	88	88	0	100	88	88	100	100
2010	Forecast	777	7777	7777	777	1000	10	777	777	1000	1001

Volume Unit:

Data Source:

\* Indicates a Required Field

[FAS Home](#) | [USDA.gov](#) | [Economic Research Service \(ERS\)](#) | [World Agricultural Outlook Board \(WAOB\)](#) | [Trade Links](#) | [FOIA](#) | [Accessibility Statement](#) | [Privacy Policy](#) | [Non-Discrimination Statement](#) | [Information Quality](#) | [USA.gov](#) | [White House](#) | [Site Map](#)

# UES Reengineering Sample User Interface Screens

**Application Year :** 2007

[Basics](#) | 
 [Domestic Info](#) | 
 [International Info](#) | 
 [Metrics](#) | 
 [Targeted Markets](#)

[Select a Commodity](#)

Last Modified: 4/17/2007

Please enter the Metrics information below. Use the buttons on the bottom of the grid to add/delete rows. After inserting a new row click on the checkmark button to view the changes and enable further operations. When you are done, press the Save button below to save your changes.

U.S. and World Production and Trade						
COMMODITY AGGREGATE : Forage Seeds						
Year	U.S. Production		U.S. Exports to the World		World Trade	
	Volume (Units) (whole number)	Value(\$) (whole number)	Volume (Units) (whole number)	Value(\$) (whole number)	Volume (Units) (whole number)	Value(\$) (whole number)
2004	500	750	100	500	600	400
2005	500	750	100	50880	600	400
2006	500	750	100	500	600	400
2007	500	75000	9000	500	600	400
2008	666	682	83	84	85	86
2009	66688	88	88	88	88	88
2010	777	7777	7777	777	777	777

Volume Unit:

Data Source:

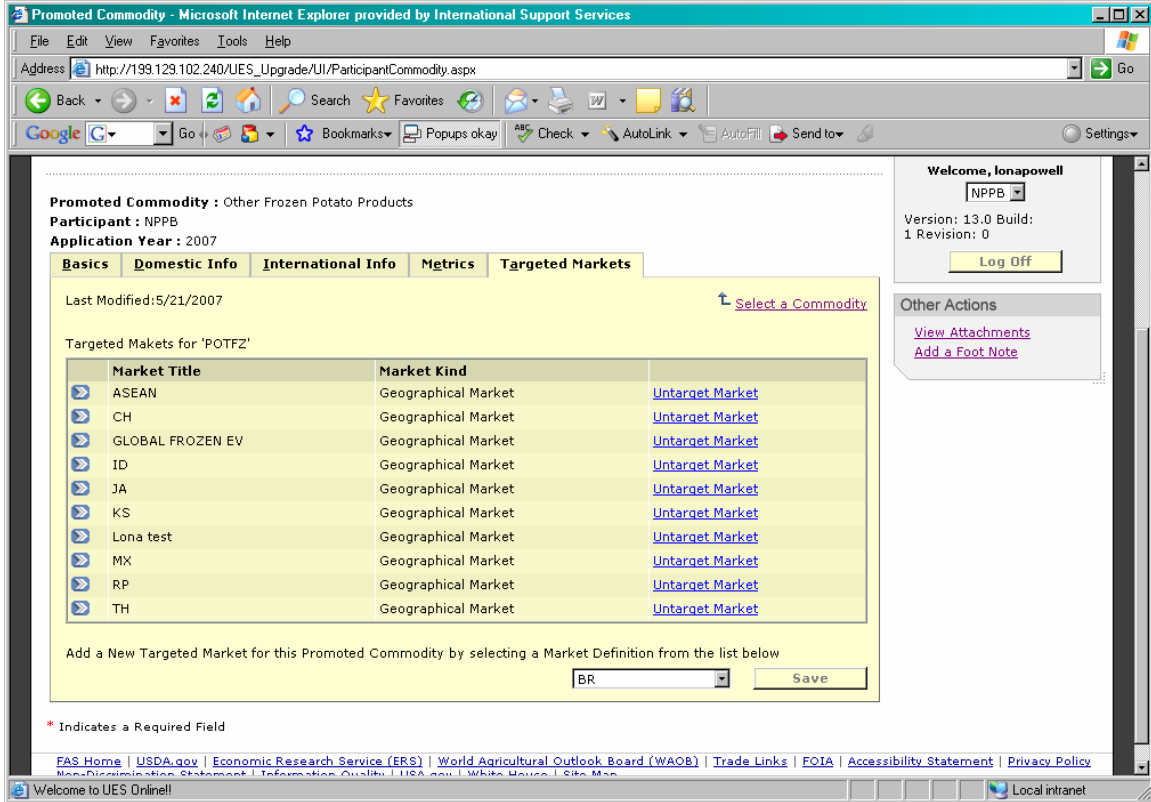
**Other Actions**

[View Attachments](#)  
[Add a Foot Note](#)



2.3.2.1.4 Targeted Markets

(Req. # 01.08.33.000)



Note: A “Targeted Market” is a market/commodity combination. Shown is the creation of one by picking a Market from the promoted commodity screen – there should also be a way to create this from the market screen by picking a promoted commodity.

Targeted Market Metrics (Req. # 01.08.33.300 - 306)

**Targeted Market:** Other Frozen Potato Products in ID  
**Application Year:** 2007 [View Audit Log](#)

**Basics** | **Content** | **Export Metrics** | **CPR Specific** | **Constraints**

Please enter the Metrics information below. Use the buttons on the bottom of the grid to add/delete rows. After inserting a new row click on the checkmark button to view the changes and enable further operations. When you are done, press the Save button below to save your changes.

Year	Value (in whole dollars)	Volume (TMT)	U.S. Market Share (%)

Log Off  
[View Attachments](#)  
[Add a Foot Note](#)

Welcome to UES Online! Local intranet

### 3 Constraint Definitions

(Req. # 01.10.41.000)

**Participant NPPB**  
Application Year: 2007

Constraint Title	Constraint Type	Constraint Kind	Associated Activities?	
Consumers&Trade Lack Unde...	Trade Capacity	Constraint	True	<a href="#">Delete</a>
Insufficient Awareness of...	Trade Capacity	Constraint	True	<a href="#">Delete</a>
Insufficient Awareness of...	Trade Capacity	Constraint	False	<a href="#">Delete</a>
Insufficient Awareness of...	Trade Capacity	Constraint	False	<a href="#">Delete</a>
Lack of awareness in targ...	Trade Capacity	Constraint	False	<a href="#">Delete</a>
Lack of awareness of US s...	Trade Capacity	Constraint	True	<a href="#">Delete</a>
Lack of Awareness/Knowled...	Trade Capacity	Constraint	False	<a href="#">Delete</a>
Lack of Confidence in the...	Trade Capacity	Constraint	False	<a href="#">Delete</a>
Lack of Demonstrated Acce...	Trade Capacity	Constraint	True	<a href="#">Delete</a>
Lack of knowledge & acces...	Trade Capacity	Constraint	False	<a href="#">Delete</a>
Lack of Knowledge of Cana...	Trade Capacity	Constraint	False	<a href="#">Delete</a>
Lack of knowledge of new ...	Trade Capacity	Constraint	True	<a href="#">Delete</a>
Lack of Knowledge of the ...	Trade Capacity	Constraint	False	<a href="#">Delete</a>
Lack of knowledge of the ...	Trade Capacity	Constraint	False	<a href="#">Delete</a>
Lack of knowledge on new ...	Trade Capacity	Constraint	True	<a href="#">Delete</a>
Lack of Local Importers &...	Trade Capacity	Constraint	True	<a href="#">Delete</a>
Lack of Local Importers &...	Trade Capacity	Constraint	True	<a href="#">Delete</a>
Lack of Market Access and...	Trade Capacity	Constraint	False	<a href="#">Delete</a>

[Add New](#)

**My UES Online**  
 UES Online requires that you login securely through USDA's eAuthentication system.  
 Welcome, lonapowell  
 NPPB  
 Version: 12.10  
 Build: 4 Revision: 0  
[Log Off](#)

**Other Actions**  
[View Attachments](#)  
[Add a Foot Note](#)

FAS Home | USDA.gov | Economic Research Service (ERS) | World Agricultural Outlook Board (WAOB) | Trade Links | FOIA | Accessibility Statement | Privacy Policy | Non-Discrimination Statement | Information Quality | USA.gov | White House | Site Map

Note: More of the constraint definition title should show, to allow for the user to differentiate between them.

### 3.1.1.1 Add New Constraint Definition

(Req. # 01.10.41.102 – 126)

**Constraint Definition Information**

The Participant can add/edit Basic Constraint Definition information consisting of Constraint Title, Constraint Type, Constraint Kind and Description. View all the Performance Measure Definitions added to this Constraint Definition. To view the details please click on the '>>' image.

**Constraint Definition:**  
**Participant:** NPPB  
**Application Year:** 2007

**Basic Info** | Performance Measures Definitions

Select a Constraint Definition

Constraint Definition Title\*:

Constraint Type: Trade Capacity

Constraint Kind: Constraint

Description:

Save Cancel

My UES Online  
 UES Online requires that you login securely through USDA's eAuthentication system.  
 Welcome, lonapowell  
 NPPB  
 Version: 12.10  
 Build: 4 Revision: 0  
 Log Off

Other Actions  
[View Attachments](#)  
[Add a Foot Note](#)

FAS Home | USDA.gov | Economic Research Service (ERS) | World Agricultural Outlook Board (WAOB) | Trade Links | FOIA | Accessibility Statement | Privacy Policy  
 Non-Discrimination Statement | Information Quality | USA.gov | White House | Site Map

### Associate a Constraint Definition to a targeted Market (Req. # 01.10.43.002)

Target Market - Microsoft Internet Explorer provided by International Support Services

Address: http://199.129.102.240/UES\_Upgrade/UI/Target\_Market.aspx

Targeted Market: Other Frozen Potato Products in ID

Application Year: 2007

Basics | Content | Export Metrics | CPR Specific | Constraints

Last Modified:

Constraints associated with this Targeted Market

Constraint Title	Constraint Type	Constraint Kind	
Insufficient Awareness of the Variety & Applications of US Frozen Potato Products	Trade Capacity	Constraint	Delete Constraint
Lack of Understanding of US Frozen Potato Products Positive Attributes	Trade Capacity	Constraint	Delete Constraint
Lona test constraint def2	Trade Capacity	Constraint	Delete Constraint

Add a New Constraint to this Targeted Market by selecting a Constraint Definition from the list below.

Save

My UES Online  
 Welcome, lonapowell  
 NPPB  
 Version: 13.0 Build: 2 Revision: 0  
 Log Off

Other Actions  
[View Attachments](#)  
[Add a Foot Note](#)

### 3.1.2 Performance Definitions

(Req. # 01.10.42.000)

**USDA** United States Department of Agriculture  
**Foreign Agricultural Service**

Unified Export Strategy Online

Home Application Financials Reports In Reports Out Proposals Tools About UES Online Help Contact Us

You are here: / Home / Performance Measure Definitions

**Performance Measure Definitions**

This page lists all the Performance Measure Definitions for the Participant during this application year. To view the details please click on the '>>' image. Click on 'Add New' button to define a Performance Measure Definition.

**Participant:** NPPB  
**Application Year:** 2007

Performance Measure Title	Performance Measure Type
>> # New, viable contacts identified who are interes	Quantifiable
>> # New growers exporting as result of export readin	Quantifiable
>> # New importers purchasing US seed potatoes.	Quantifiable
>> # new of gov't officials aware of US safety/benefi	Quantifiable
>> # of (non-snack) companies (including bakery, HRI	Quantifiable
>> # of (non-snack) companies (including bakery, reta	Quantifiable
>> # of bakeries carrying out new product development	Quantifiable
>> # of bakeries launching a new product using U.S. d	Quantifiable
>> # of chip processors convinced to carry out a new	Quantifiable
>> # of chip processors importing US chip-stock	Quantifiable
>> # of companies (including bakery, retailers, HRI,	Quantifiable
>> # of farmers/agents made aware of US seed benefits	Quantifiable
>> # of food aid proposals including dehy for Africa	Quantifiable
>> # of food aid proposals including dehy for anywher	Quantifiable
>> # of growers using US seed potatoes	Quantifiable
>> # of HRI establishments (Chinese) launching a loca	Quantifiable
>> # of HRI or food manufacturers developing a new de	Quantifiable

Add New

**My UES Online**  
 UES Online requires that you login securely through USDA's eAuthentication system.  
**Welcome, lonapowell**  
 NPPB  
 Version: 12.10  
 Build: 4 Revision: 0  
 Log Off

**Other Actions**  
[View Attachments](#)  
[Add a Foot Note](#)

FAS Home | USDA.gov | Economic Research Service (ERS) | World Agricultural Outlook Board (WAOB) | Trade Links | FOIA | Accessibility Statement | Privacy Policy  
 Non-Discrimination Statement | Information Quality | USA.gov | White House | Site Map

### 3.1.2.1 Add New Performance Measure Definition Information

(Req. # 01.10.42.100 – 124)

**United States Department of Agriculture  
Foreign Agricultural Service**

Unified Export Strategy Online

Home Application Financials Reports In Reports Out Proposals Tools About UES Online Help Contact Us

You are here: / Home / Performance Measure Definition Information

**Performance Measure Definition Information**

The Participant can add/edit Basic Constraint Definition information consisting of Performance Measure Definition Title, Type and Description. View all the Constraint Definitions added to this Performance Measure Definition. To view the details please click on the '>>' image.

**Performance Measure Definition:**  
**Participant:** NPPB  
**Application Year:** 2007

**Basic Info** | **Constraint Definitions**

Select a Performance Measure Definition

Performance Measure Title\*:

Performance Measure Type: Quantifiable

Description:

Save Cancel

My UES Online  
 UES Online requires that you login securely through USDA's eAuthentication system.  
**Welcome, lonapowell**  
 NPPB  
 Version: 12.10  
 Build: 4 Revision: 0  
 Log Off

Other Actions  
[View Attachments](#)  
[Add a Foot Note](#)

FAS Home | USDA.gov | Economic Research Service (ERS) | World Agricultural Outlook Board (WAOB) | Trade Links | FOIA | Accessibility Statement | Privacy Policy  
 Non-Discrimination Statement | Information Quality | USA.gov | White House | Site Map

Associate a Constraint Definition to a Performance Measure Definition (Req. # 01.10.42.002)

Constraint Definition - Microsoft Internet Explorer provided by International Support Services

Address: http://193.129.102.240/UES\_Upgrade/UI/ConstraintDefinition.aspx

You are here: / Home / Constraint Definition Information

**Constraint Definition Information**

The Participant can add/edit Basic Constraint Definition information consisting of Constraint Title, Constraint Type, Constraint Kind and Description. View all the Performance Measure Definitions added to this Constraint Definition. To view the details please click on the '>>' image.

**Constraint Definition:** Lack of knowledge & access of market by US  
**Participant:** NPPB  
**Application Year:** 2007

**Basic Info** | **Performance Measures Definitions**

Last Modified: 5/21/2007

Select a Constraint Definition

Performance Measure Definitions that are currently associated with this Constraint Definition

Performance Measure Title	Performance Measure Type	
Access for US seed potatoes from all producing sta	Quantifiable	<a href="#">Remove</a>
Clear understanding of Sri Lankan market for US se	Quantifiable	<a href="#">Remove</a>

To add a New Performance Measure Definition to this Constraint Definition select from the list below.

# New, viable contacts identified who are interes

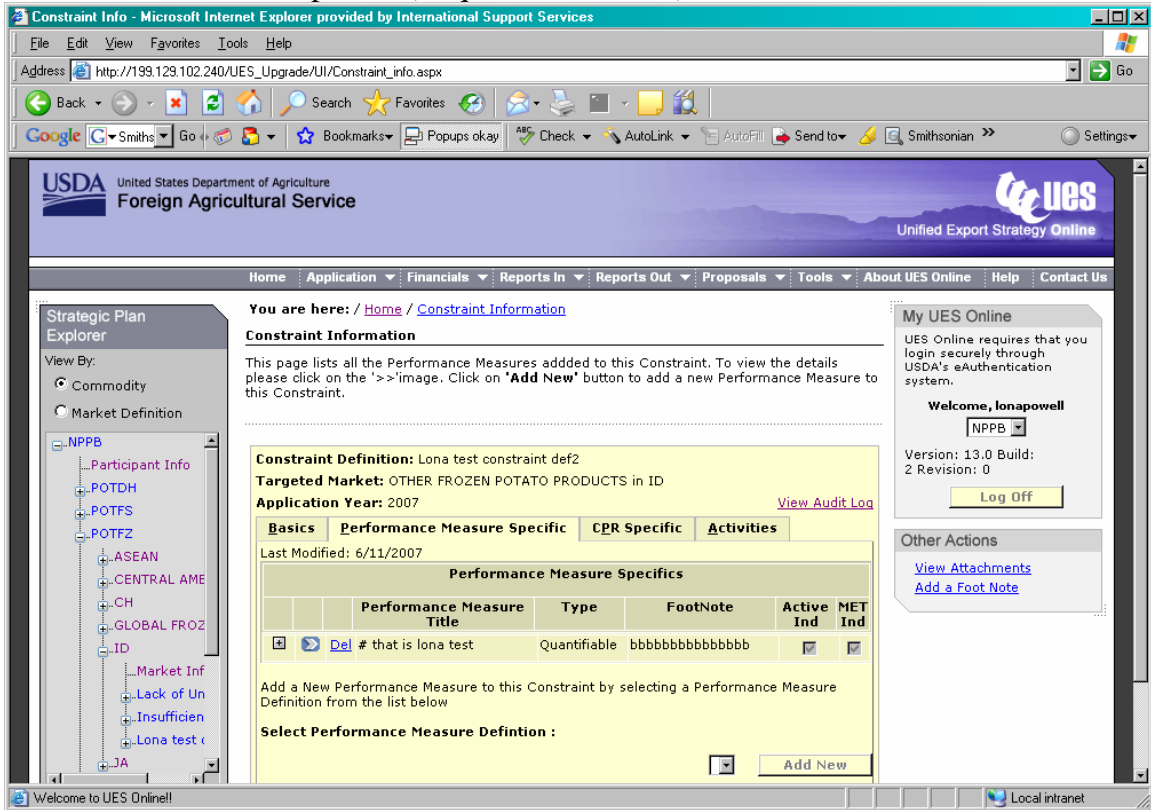
My UES Online  
 UES Online requires that you login securely through USDA's eAuthentication system.  
**Welcome, lonapowell**  
 NPPB  
 Version: 13.0 Build: 2 Revision: 0  
 Log Off

Other Actions  
[View Attachments](#)  
[Add a Foot Note](#)

FAS Home | USDA.gov | Economic Research Service (ERS) | World Agricultural Outlook Board (WAOB) | Trade Links | FOIA | Accessibility Statement | Privacy Policy  
 Non-Discrimination Statement | Information Quality | USA.gov | White House | Site Map

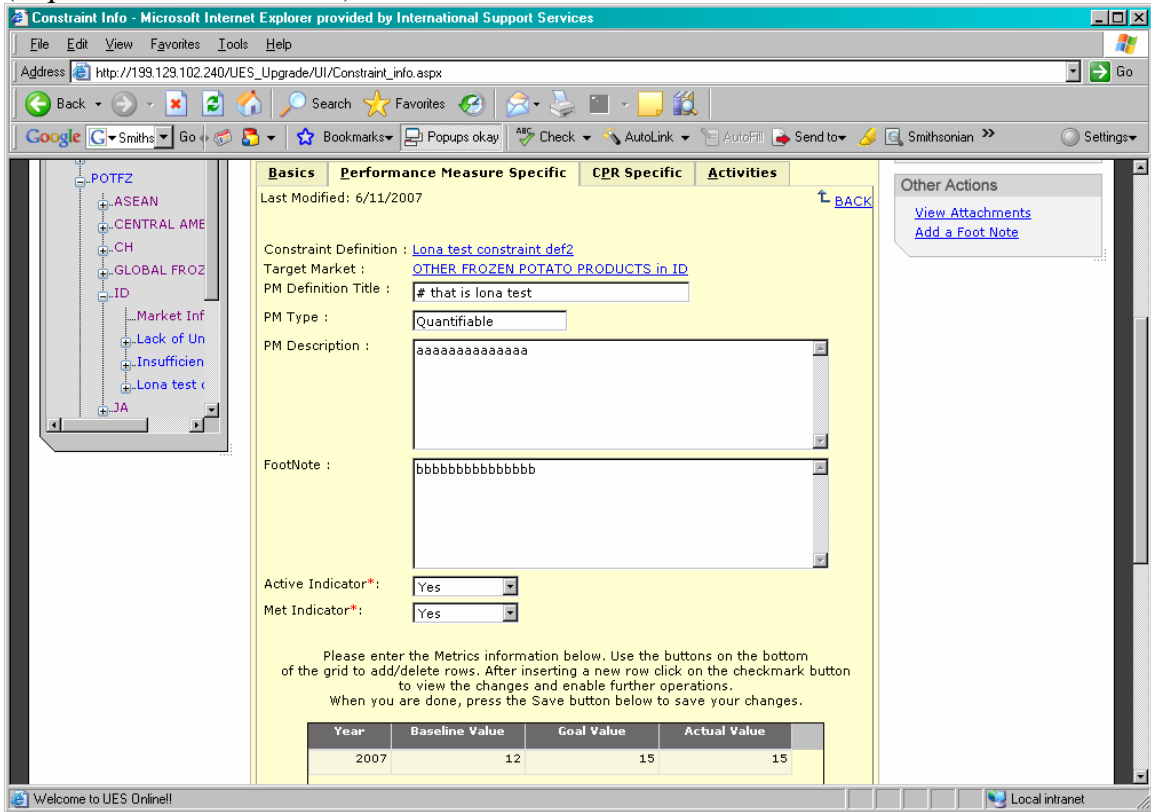
Welcome to UES Online! Local intranet

Performance Measure Specific (Req. # 01.10.43.212)



Note: there are keywords associated with Performance Measure Specific that the interface should allow for

(req. # 01.10.43.212 – 236)



Note: the default start year (2007, as shown) should be two years prior to the application year.



### 3.1.3 Activity Definitions

(Req. # 01.12.51.000)

United States Department of Agriculture  
Foreign Agricultural Service

Unified Export Strategy Online

Home
Application ▾
Financials ▾
Reports In ▾
Reports Out ▾
Proposals ▾
Tools ▾
About UES Online
Help
Contact Us

**You are here:** / [Home](#) / [Activity Definitions](#)

**Activity Definitions**

Please select an Activity Definition to view its information. Click 'Add New' button to add new Activity Definition

**Participant:** NPPB  
**Application Year:** 2007

	Activity Title	Activity Type	
➤	Demonstration Project - Food Aid in	Generic	<a href="#">delete</a>
➤	Grant Program/Industry Initiative	Generic	<a href="#">delete</a>
➤	HRI Support and Promotions	Generic	<a href="#">delete</a>
➤	I/D Seminars - Cold Chain	Generic	<a href="#">delete</a>
➤	Importer/Distributor In Country Training	Generic	<a href="#">delete</a>
➤	In Country Representation	Generic	<a href="#">delete</a>
➤	In-Country Representation	Generic	<a href="#">delete</a>
➤	Industry Outreach/Rep Meeting	Generic	<a href="#">delete</a>
➤	Integrated Potato Training Program	Generic	<a href="#">delete</a>
➤	Market Development	Generic	<a href="#">delete</a>
➤	New Uses and Channels for US Potatoes	Generic	<a href="#">delete</a>
➤	New Variety & Cuisine Introductions	Generic	<a href="#">delete</a>
➤	Potato Profile Management	Generic	<a href="#">delete</a>
➤	Product Application Studies and	Generic	<a href="#">delete</a>
➤	Program Implementation	Generic	<a href="#">delete</a>
➤	Promotional Support	Generic	<a href="#">delete</a>
➤	Rep Meeting	Generic	<a href="#">delete</a>
➤	Reverse Trade Mission	Generic	<a href="#">delete</a>
➤	Task Force	Generic	<a href="#">delete</a>
➤	Team Seed	Generic	<a href="#">delete</a>
➤	Tie-In Promotions	Generic	<a href="#">delete</a>

**My UES Online**

UES Online requires that you login securely through USDA's eAuthentication system.

**Welcome, Ionapowell**

NPPB ▾

Version: 12.10  
Build: 4 Revision: 0

[Log Off](#)

---

**Other Actions**

[View Attachments](#)  
[Add a Foot Note](#)

### 3.1.3.1 Add New Activity Definition

(Req. # 01.12.51.100 – 125)

**Participant:** NPPB  
**Application Year:** 2007

Activity Title	Activity Type	
Demonstration Project – Food Aid in	Generic	<a href="#">delete</a>
Grant Program/Industry Initiative	Generic	<a href="#">delete</a>
HRI Support and Promotions	Generic	<a href="#">delete</a>
I/D Seminars – Cold Chain	Generic	<a href="#">delete</a>
Importer/Distributor In Country Training	Generic	<a href="#">delete</a>
In Country Representation	Generic	<a href="#">delete</a>

**My UES Online**  
 UES Online requires that you login securely through USDA's eAuthentication system.  
**Welcome, lonapowell**  
 NPPB  
 Version: 12.10  
 Build: 4 Revision: 0  
[Log Off](#)

**Other Actions**  
[View Attachments](#)  
[Add a Foot Note](#)

**Activity Definition Details**  
 Please enter Activity Definition information to Add/Edit Activity Definitions.

**Details**

Activity Title\*:

Activity Type\*:

Activity Description:

[Save](#)

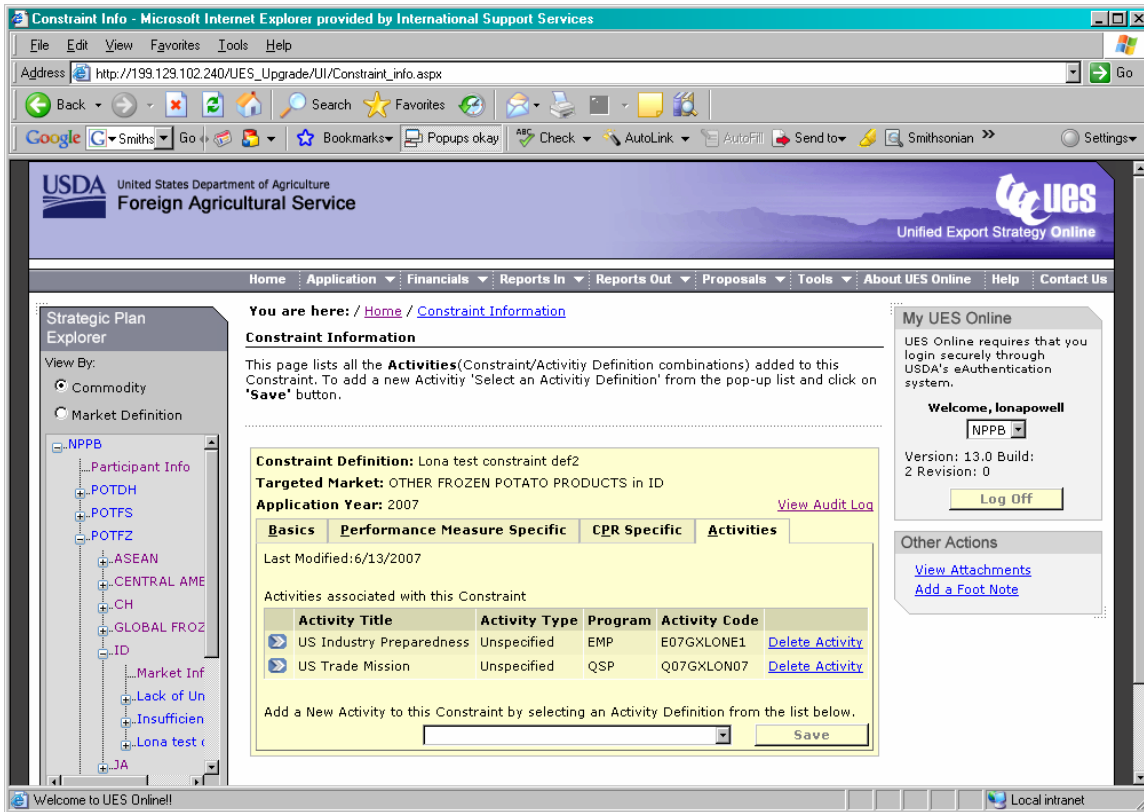
**My UES Online**  
 UES Online requires that you login securely through USDA's eAuthentication system.  
**Welcome, lonapowell**  
 NPPB  
 Version: 12.10  
 Build: 4 Revision: 0  
[Log Off](#)

**Other Actions**  
[View Attachments](#)  
[Add a Foot Note](#)

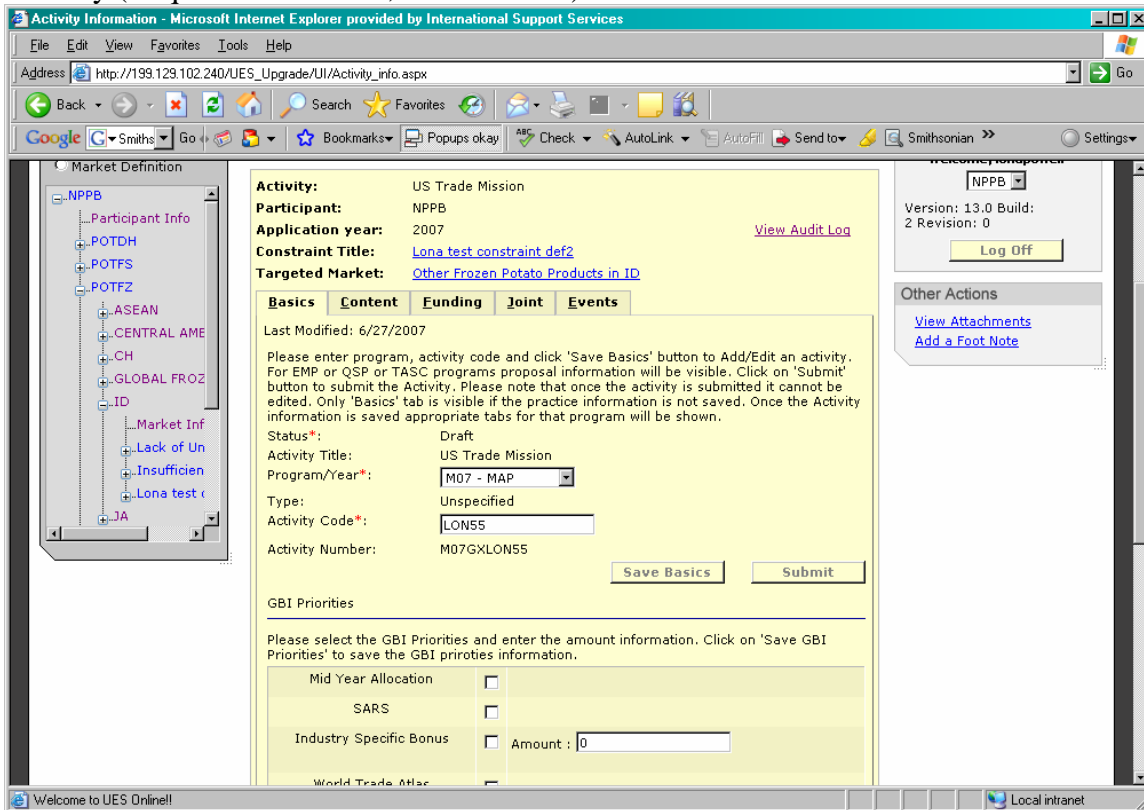
[FAS Home](#) | [USDA.gov](#) | [Economic Research Service \(ERS\)](#) | [World Agricultural Outlook Board \(WAOB\)](#) | [Trade Links](#) | [FOIA](#) | [Accessibility Statement](#) | [Privacy Policy](#) | [Non-Discrimination Statement](#) | [Information Quality](#) | [USA.gov](#) | [White House](#) | [Site Map](#)

The screenshot displays the 'Activity Definition Details' page in the UES system. The header features the USDA logo and navigation links. The main content area is titled 'Activity Definition Details' and includes a 'Details' tab. A rich text editor is present for entering activity information, with a toolbar containing various formatting and editing tools. The sidebar on the right shows the user's name 'lonapowell', a 'Log Off' button, and other actions like 'View Attachments' and 'Add a Foot Note'.

Add new Activity to a constraint (Req. # 01.12.52.000)

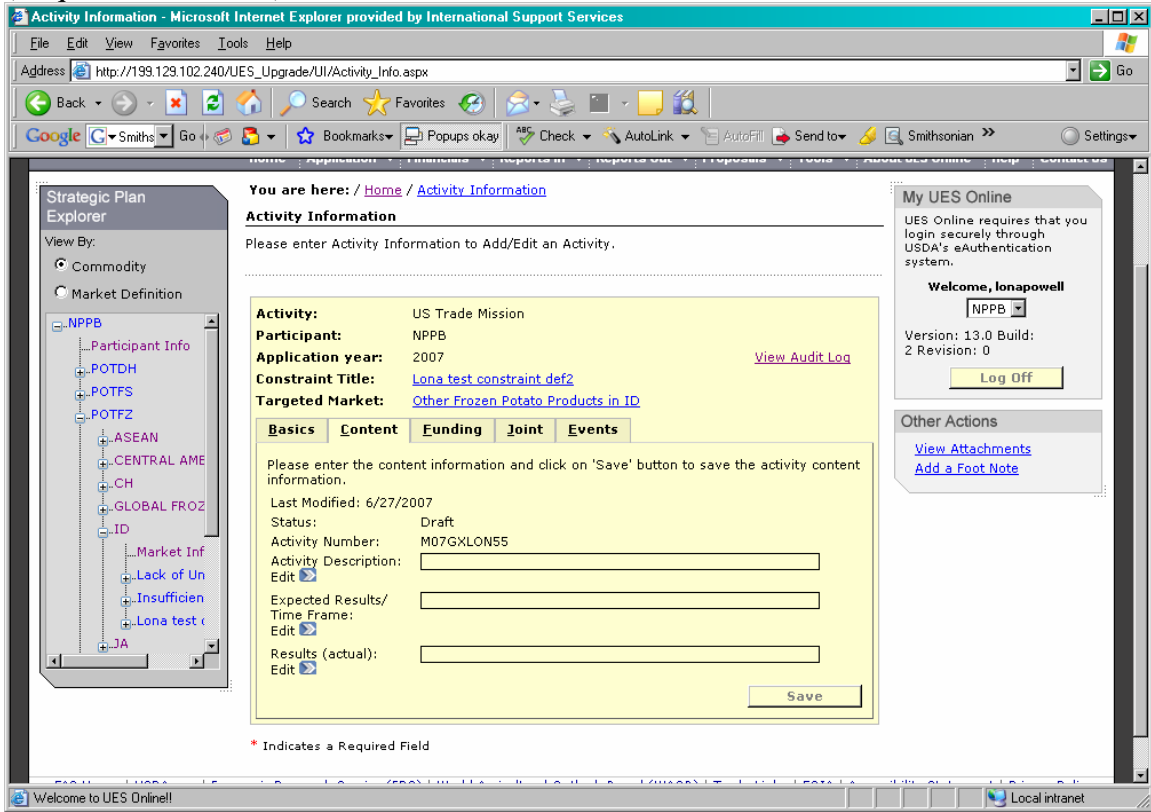


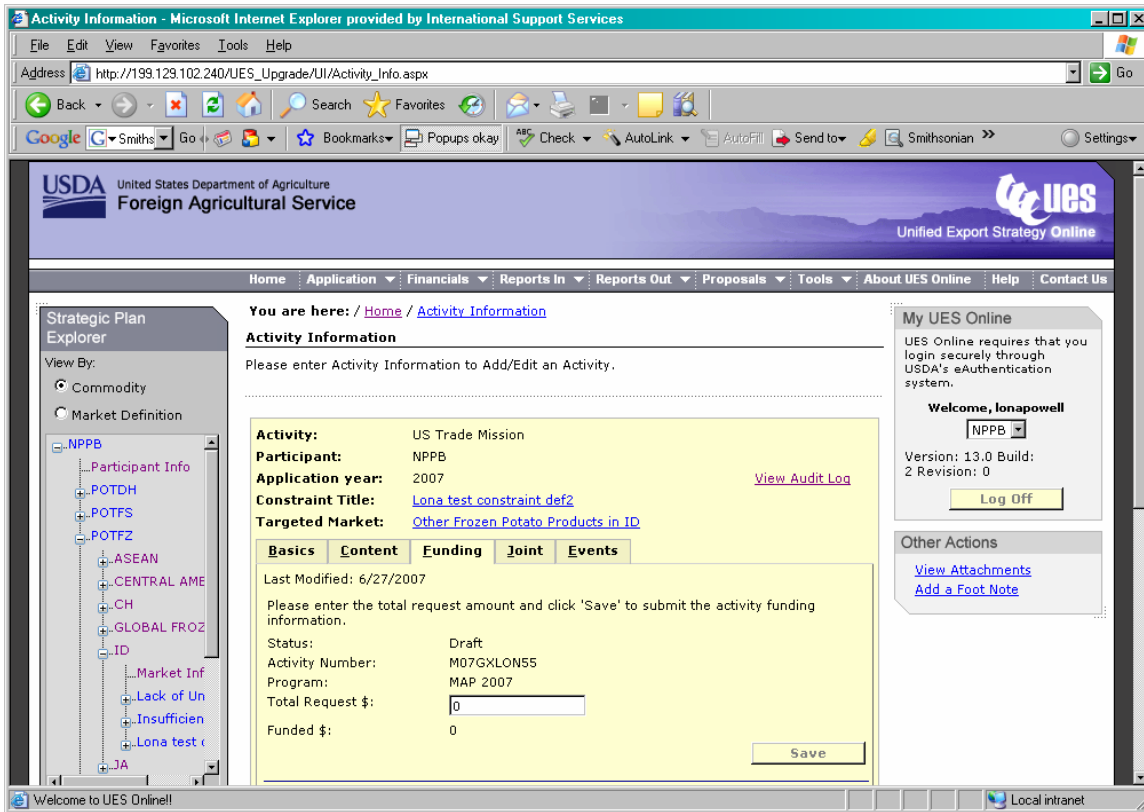
Activity (Req. # 01.12.52.010, 01.12.54.002)



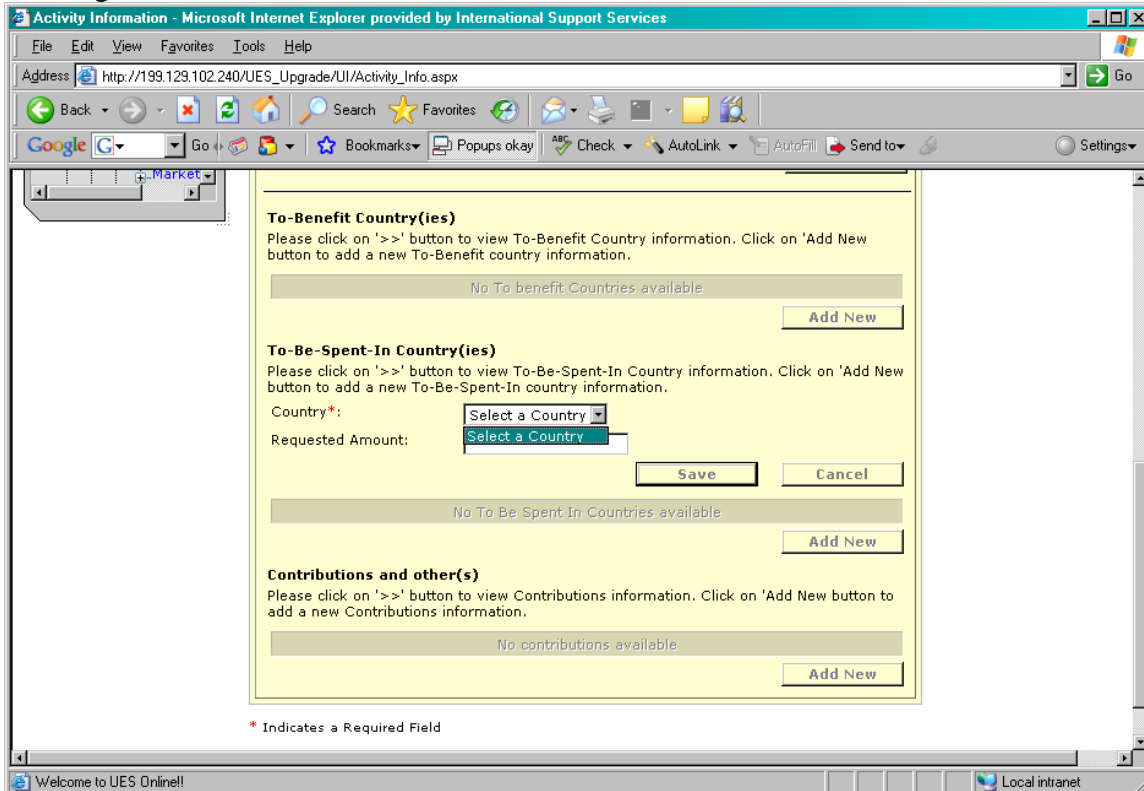
Note: The system will collect additional information on a screen or tab (not shown) if the activity has a GBI priority tag of Global or Broadbased Initiative.

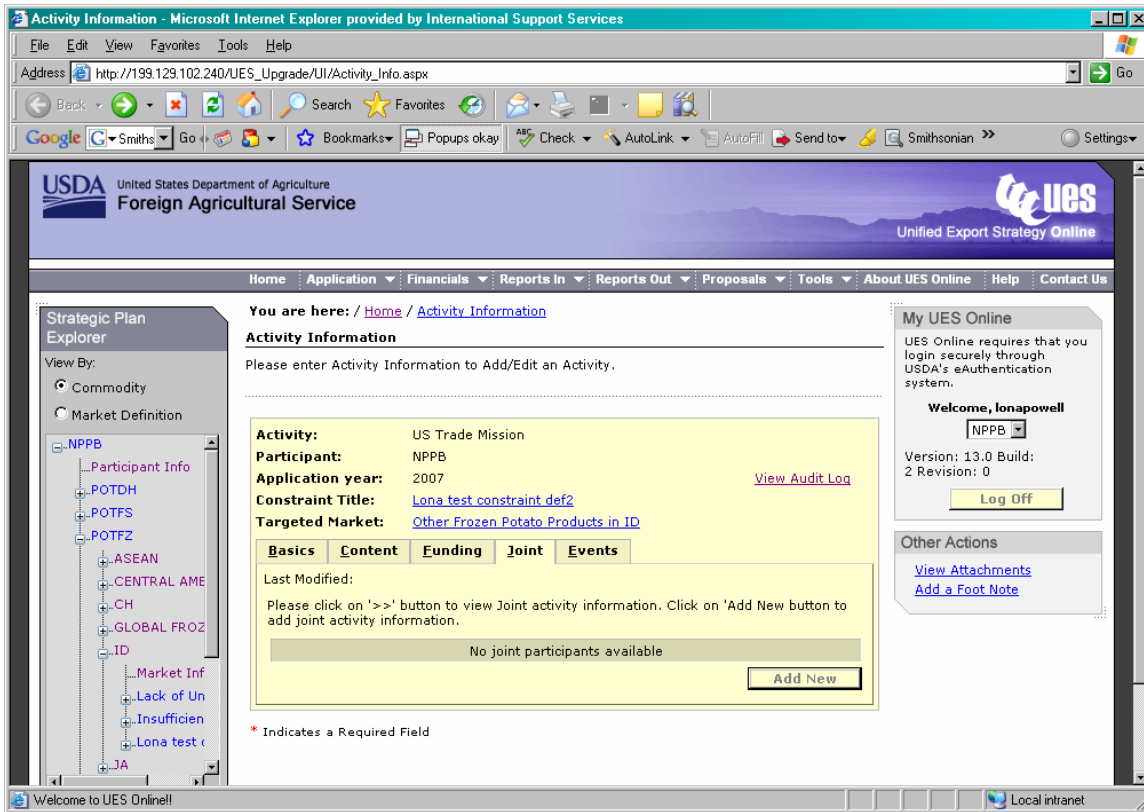
(Req. # 01.12.52.100)



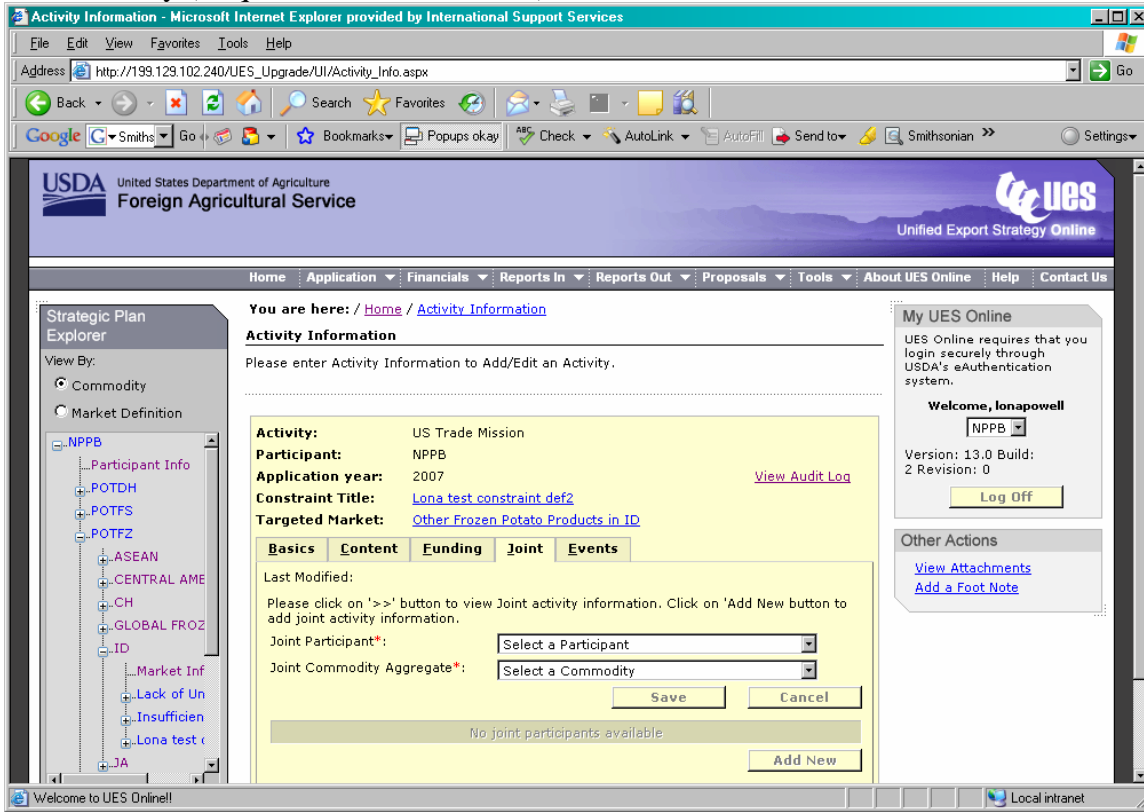


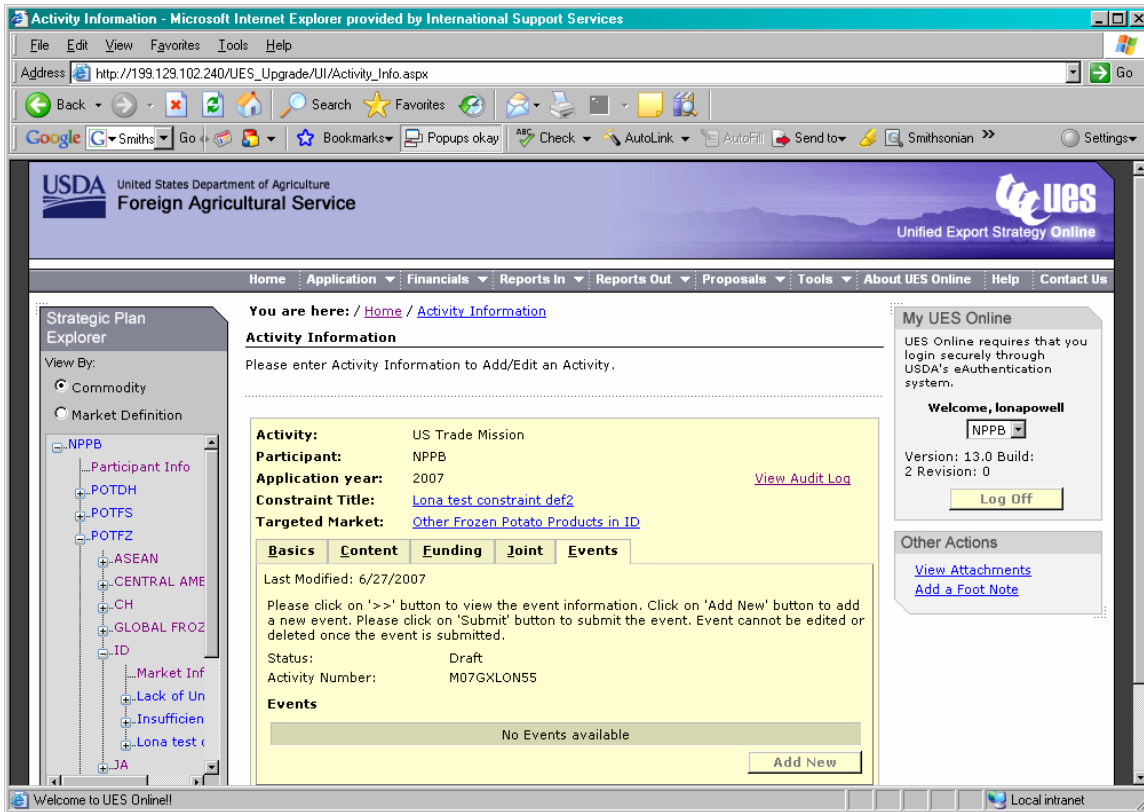
Funding screen, continued



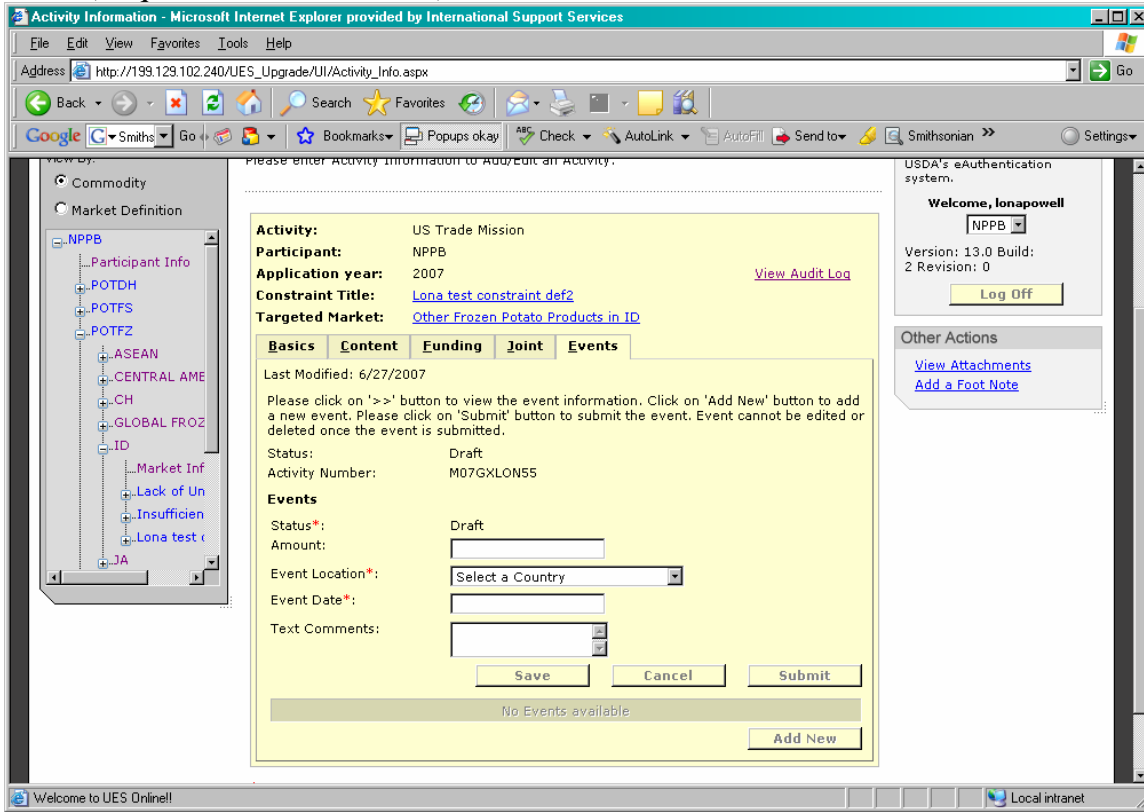


Joint Activity (Req. # 01.12.52.134 – 140)



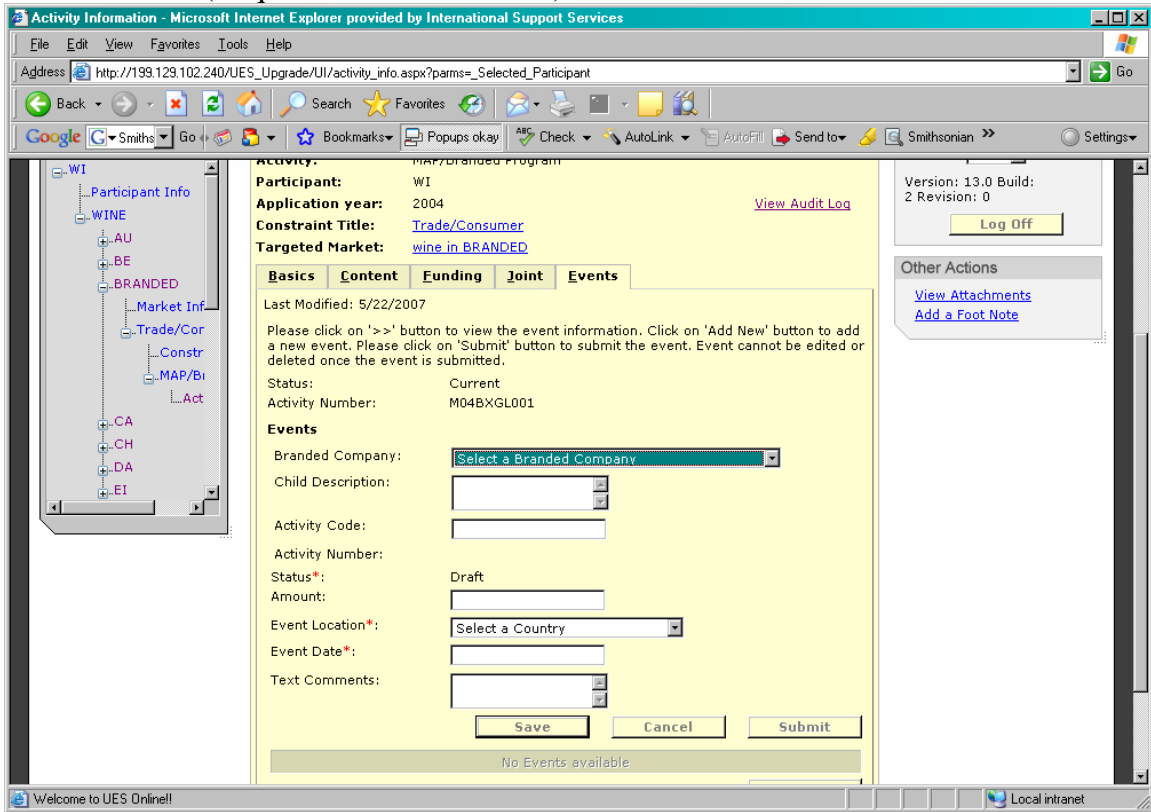


Event (Req. # 01.12.53.000 – 130)





Branded Event (Req. # 01.12.53.200 – 226)



### 3.1.4 Administrative Budgets

#### Admin Activity (Req. # 02.02.74.000 - 136)

**Administrative Budgets**

The Participant can add/edit Administrative Budgets information. Also view the Administrative Budgets during this application year. To view the details please click on the '>>' image.

**Participant:** NPPB  
**Application Year:** 2007

**Summary** | **Detail**

Administrative Costs Summary (MAP, FMD, and Section 108)\*

Market	Prg	Activity	Rent	Salaries	All Others	Total	
ASEAN	MAP	M07AXLON56	\$100.00	\$100.00	\$100.00	\$300.00	<a href="#">Delete</a>
CENTRAL AMERICA	MAP	M07AXLON57	\$500.00	\$600.00	\$700.00	\$1,800.00	<a href="#">Delete</a>
			<b>\$600.00</b>	<b>\$700.00</b>	<b>\$800.00</b>	<b>\$2,100.00</b>	

[Add New](#)

\*Funded in whole or in part with program resources (i.e. MAP, FMD, or Section 108). Section 108 resources may only be used in countries where Section 108 local currencies are available. Select an item to open for details including Foreign Office Staffing Pattern.

**My UES Online**  
 UES Online requires that you login securely through USDA's eAuthentication system.  
**Welcome, lonapowell**  
  
 Version: 13.0 Build:  
 2 Revision: 0  
[Log Off](#)

**Other Actions**  
[View Attachments](#)  
[Add a Foot Note](#)

FAS Home | USDA.gov | Economic Research Service (ERS) | World Agricultural Outlook Board (WAOB) | Trade Links | FOIA | Accessibility Statement | Privacy Policy | Non-Discrimination Statement | Information Quality | USA.gov | White House | Site Map

### 3.1.4.1 Add New Administrative Budget

The screenshot shows the UES Reengineering Sample User Interface. At the top left is the USDA logo with the text "United States Department of Agriculture Foreign Agricultural Service". At the top right is the UES logo with the text "Unified Export Strategy Online". Below the logos is a navigation menu with items: Home, Application, Financials, Reports In, Reports Out, Proposals, Tools, About UES Online, Help, and Contact Us. Below the navigation menu is a breadcrumb trail: "You are here: / Home / Administrative Budgets".

The main content area is titled "Administrative Budgets" and contains the following text: "The Participant can add/edit Administrative Budgets information. Also view the Administrative Budgets during this application year. To view the details please click on the '>' image." Below this text is a form for adding a new administrative budget. The form is titled "Participant: NPPB" and "Application Year: 2007". It has two tabs: "Summary" and "Detail". The "Detail" tab is selected. The form contains the following fields:

- Market: ASEAN (dropdown menu)
- Program: F08 FMD (dropdown menu)
- Activity Code\*: (text input field)
- (\$ Rent: (text input field)
- (\$ Salaries: (text input field)
- (\$ All Others: (text input field)
- (\$ Amount Total: 0 (text input field)
- (\$ Checkoff: (text input field)

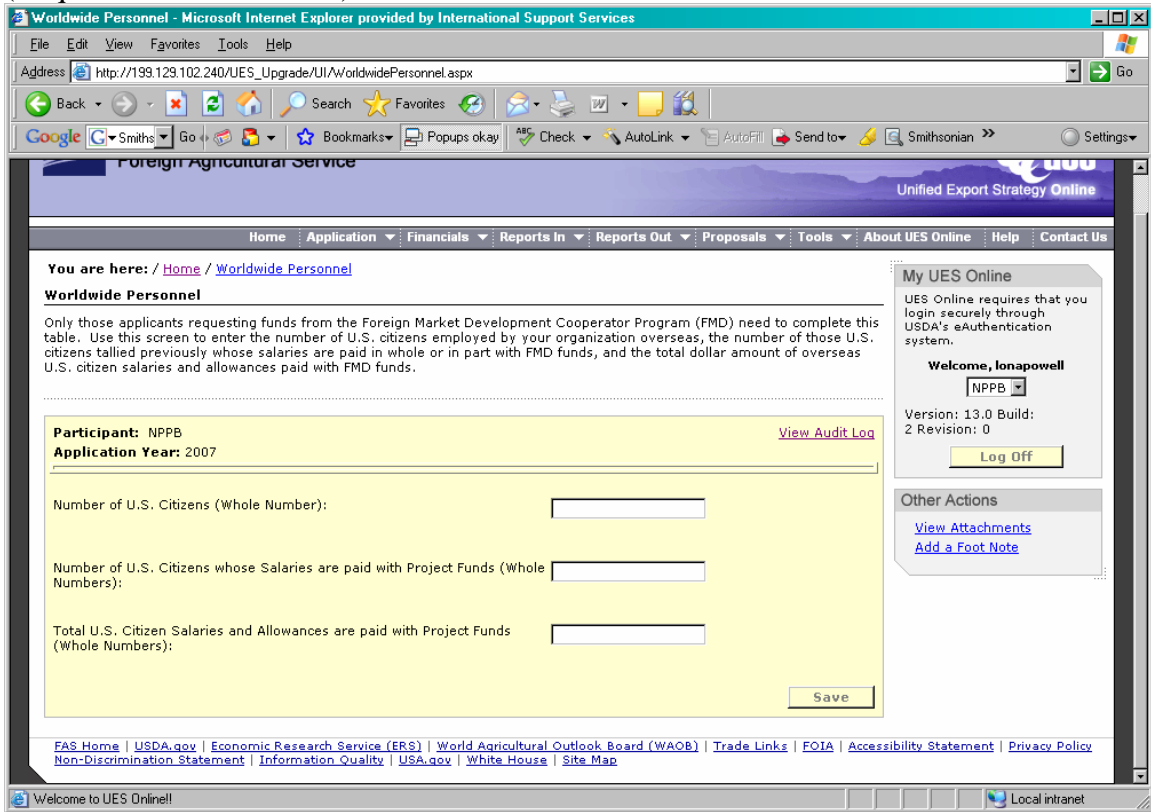
Below the form are two buttons: "Save" and "CANCEL". Below the buttons is a section titled "Incumbents" with a table. The table has four columns: "Name", "Title", and "Grade". There is an "Add" button to the left of the table.

On the right side of the page, there is a "My UES Online" section with the following text: "UES Online requires that you login securely through USDA's eAuthentication system." Below this text is a "Welcome, lonapowell" message and a dropdown menu showing "NPPB". Below the dropdown menu are the following details: "Version: 12.10", "Build: 4 Revision: 0", and a "Log Off" button. Below the "My UES Online" section is an "Other Actions" section with two links: "View Attachments" and "Add a Foot Note".

At the bottom of the page is a footer with the following text: "FAS Home | USDA.gov | Economic Research Service (ERS) | World Agricultural Outlook Board (WAOB) | Trade Links | FOIA | Accessibility Statement | Privacy Policy | Non-Discrimination Statement | Information Quality | USA.gov | White House | Site Map".

### 3.1.5 Worldwide Personnel

(Req. # 02.02.74.200 -224)



### 3.1.6 Contingent Liability

(Req. # 02.02.74.300 – 322)

**Participant:** NPPB  
**Application Year:** 2007

Worldwide Contingent Liabilities Summary

Contingent Liability Type	Contingent Liability Amount
Long Term Contracts	10000
Anticipated Lawsuits	10000

**My UES Online**  
 UES Online requires that you login securely through USDA's eAuthentication system.  
**Welcome, lonapowell**  
  
 Version: 12.10  
 Build: 4 Revision: 0

**Other Actions**  
[View Attachments](#)  
[Add a Foot Note](#)

[FAS Home](#) | [USDA.gov](#) | [Economic Research Service \(ERS\)](#) | [World Agricultural Outlook Board \(WAOB\)](#) | [Trade Links](#) | [FOIA](#) | [Accessibility Statement](#) | [Privacy Policy](#)  
[Non-Discrimination Statement](#) | [Information Quality](#) | [USA.gov](#) | [White House](#) | [Site Map](#)

### 3.1.6.1 Add New Contingent Liability

The screenshot shows the 'Add New Contingent Liability' screen. At the top, there is a header for the United States Department of Agriculture Foreign Agricultural Service and the UES Online logo. A navigation menu includes Home, Application, Financials, Reports In, Reports Out, Proposals, Tools, About UES Online, Help, and Contact Us. The breadcrumb trail is 'You are here: / Home / Contingent Liability'. The main heading is 'Contingent Liability', followed by a brief instruction: 'Please use this screen to enter all contingent obligations which would be due if your overseas offices were to close on the last day of the marketing year.' The central form area is highlighted in yellow and contains the following fields: 'Participant: NPPB', 'Application Year: 2007', 'Contingent Liability Type: Select from the list: [Select a Contingent Liability Type] Or', 'Enter the Description: [text input]', and 'Contingent Liability Amount\*: [text input]'. There are 'Save' and 'Cancel' buttons at the bottom of the form. On the right side, there is a 'My UES Online' section with a login message, a 'Welcome, lonapowell' message, a dropdown menu showing 'NPPB', version information (12.10, Build: 4, Revision: 0), and a 'Log Off' button. Below this is an 'Other Actions' section with links for 'View Attachments' and 'Add a Foot Note'. At the bottom of the page, there is a footer with various links including FAS Home, USDA.gov, Economic Research Service (ERS), World Agricultural Outlook Board (WAOB), Trade Links, FOIA, Accessibility Statement, Privacy Policy, Non-Discrimination Statement, Information Quality, USA.gov, White House, and Site Map.

### 3.1.6.2 Delete Contingent Liability

The screenshot shows the 'Delete Contingent Liability' screen. The layout is identical to the previous screen, including the header, navigation menu, breadcrumb trail, and main heading. The instruction text is the same. The central form area is highlighted in yellow and contains the following fields: 'Participant: NPPB', 'Application Year: 2007', and 'Contingent Liability Type: Select a Contingent Liability Type'. There are 'Delete' and 'Cancel' buttons at the bottom of the form. The right side of the screen, including the 'My UES Online' section and 'Other Actions' section, is identical to the previous screen. The footer with various links is also present at the bottom of the page.

### 3.1.7 Plan Submittal

(Req. # 07.14.55.126)

Note: Item 3 should be eliminated as well as the SF-424 tab.

## Draft New UES Application

The screenshot shows the 'Draft New UES Application' page. At the top left is the USDA logo and 'United States Department of Agriculture Foreign Agricultural Service'. At the top right is the 'UES Unified Export Strategy Online' logo. A navigation bar contains links for Home, Application, Financials, Reports In, Reports Out, Proposals, Tools, About UES Online, Help, and Contact Us. The main content area has a breadcrumb trail 'You are here: / Home / Draft New Application' and a section titled 'UES Draft Utility'. Below this is a paragraph explaining the utility's purpose. A yellow box contains a form with 'Participant: NPPB' and 'Application Year: 2007'. It has two dropdown menus: 'Select a UES plan to copy from: \*' (set to '1998-Current') and 'Select the year to copy to: \*' (set to '2007'). A 'Draft UES Plan' button is at the bottom of the form. On the right, a 'My UES Online' sidebar shows the user is logged in as 'lonapowell' with a dropdown menu, version '12.10', and a 'Log Off' button. Below that are links for 'View Attachments' and 'Add a Foot Note'. The footer contains various links including FAS Home, USDA.gov, ERS, WAOB, Trade Links, FOIA, Accessibility Statement, Privacy Policy, Non-Discrimination Statement, Information Quality, USA.gov, White House, and Site Map.



### 3.2 Financial

(Req. # 03.06.59.159.c, 03.06.59.120.c)

The screenshot shows the UES Reengineering Sample User Interface. At the top, there is a header with the USDA logo and text: "United States Department of Agriculture Foreign Agricultural Service" and the UES logo with "Unified Export Strategy Online". Below the header is a navigation menu with items: Home, Application, Financials, Reports In, Reports Out, Proposals, Tools, About UES Online, Help, and Contact Us. The main content area is titled "Claims Summary" and includes a "You are here" breadcrumb: Home / Claims. Below this, there is a "Claims Summary" section with instructions: "Please select a Claim to view its information. Click 'Add Claim' button to add new claim. 'Add Advance' button is only visible for MAP or TASC programs to add new advance". A yellow box contains the following information: "Participant: NPPB", "Application Year: 2007", and "Please change program or program year to see the claims information." Below this is a dropdown menu showing "2006" and "12X". A table lists two claims:

Claim #	Claim Type	Status	Received Date	Approved Date	Paid Date	CCC Date	Amount
0662	Claim	Submitted	4/18/2007				0
0661	Claim	Draft	4/18/2007				0

Below the table, there is a note: "Please click on these buttons to add a new claim or advance." and an "Add Claim" button. On the right side, there is a "My UES Online" section with a login message, a "Welcome, lonapowell" message, a dropdown menu showing "NPPB", version information "Version: 12.10 Build: 4 Revision: 0", and a "Log Off" button. Below this is an "Other Actions" section with links for "View Attachments" and "Add a Foot Note". At the bottom of the page, there is a footer with various links: FAS Home, USDA.gov, Economic Research Service (ERS), World Agricultural Outlook Board (WAOB), Trade Links, FOIA, Accessibility Statement, Privacy Policy, Non-Discrimination Statement, Information Quality, USA.gov, White House, and Site Map.

Note: In participant view the participant is known, but for other users this screen should have a participant select dropdown.

### 3.2.1 Claims

(Req. # 03.06.59.120.c)

**Claims Summary**

Please select a Claim to view its information. Click 'Add Claim' button to add new claim. 'Add Advance' button is only visible for MAP or TASC programs to add new advance

**Participant:** NPPB  
**Application Year:** 2007

Please change program or program year to see the claims information.  
 2006 12X

Claim #	Claim Type	Status	Received Date	Approved Date	Paid Date	CCC Date	Amount
0661	Claim	Draft	4/18/2007				0
0662	Claim	Submitted	4/18/2007				0

Please click on these buttons to add a new claim or advance. **Add Claim**

**My UES Online**  
 UES Online requires that you login securely through USDA's eAuthentication system.  
**Welcome, lonapowell**  
 NPPB  
 Version: 12.10  
 Build: 4 Revision: 0  
**Log Off**

**Other Actions**  
[View Attachments](#)  
[Add a Foot Note](#)

FAS Home | USDA.gov | Economic Research Service (ERS) | World Agricultural Outlook Board (WAOB) | Trade Links | FOIA | Accessibility Statement | Privacy Policy | Non-Discrimination Statement | Information Quality | USA.gov | White House | Site Map

### Add Advance

**Advances**

Please enter Advance information to Add/Edit Advances

**Advance**

Please enter an advance amount and click '**Submit Advance**' to submit the advance request. [Select a Claim](#)

Status:  
 Claim Number:  
 Claim Type: Advance  
 Program: MAP  
 Year: 2007  
 Received Date:  
 Approved Date:  
 Paid Date:  
 CCC Date:  
 Allowable Advance for 2007:\$ 2908582  
 Advances Requested and Recieved:\$ 0  
 Remaining Allowable Advance Funds:\$ 2908582  
 Advance Amount Requested (Whole Number)\*:\$   
 Comments:  
**Submit Advance**

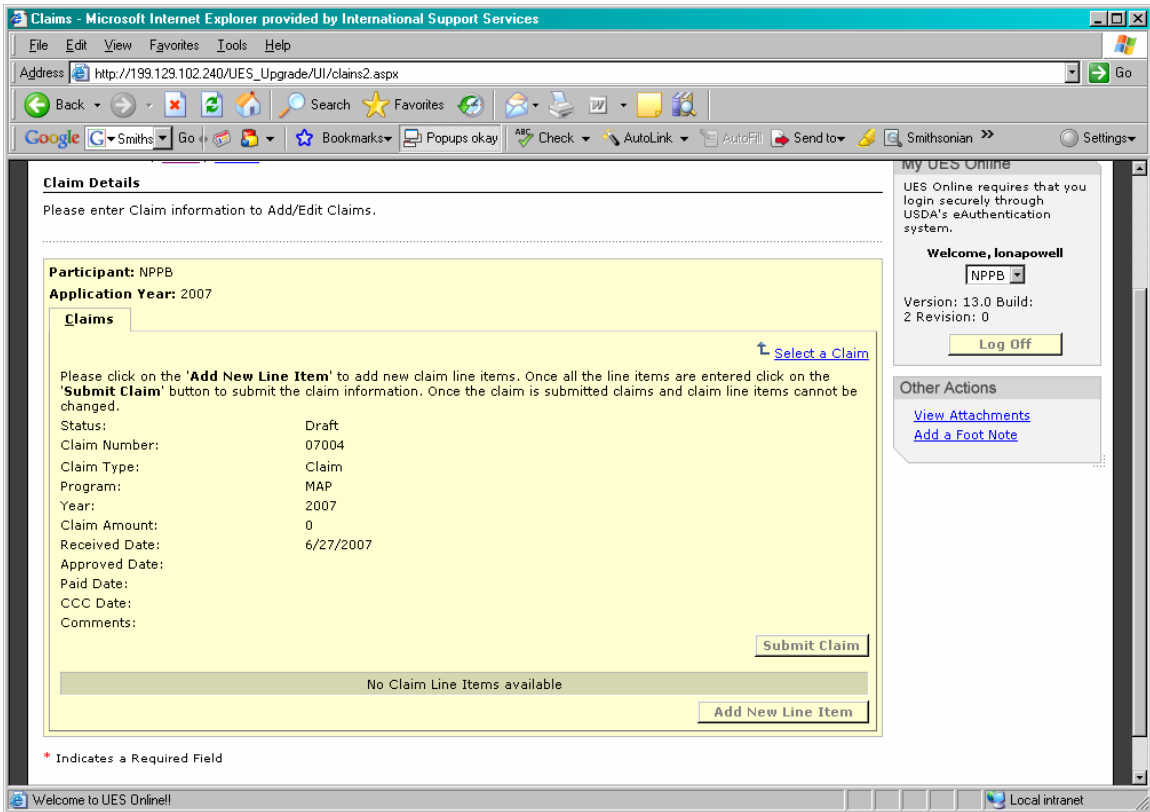
\* Indicates a Required Field

**My UES Online**  
 UES Online requires that you login securely through USDA's eAuthentication system.  
**Welcome, lonapowell**  
 NPPB  
 Version: 13.0 Build: 2 Revision: 0  
**Log Off**

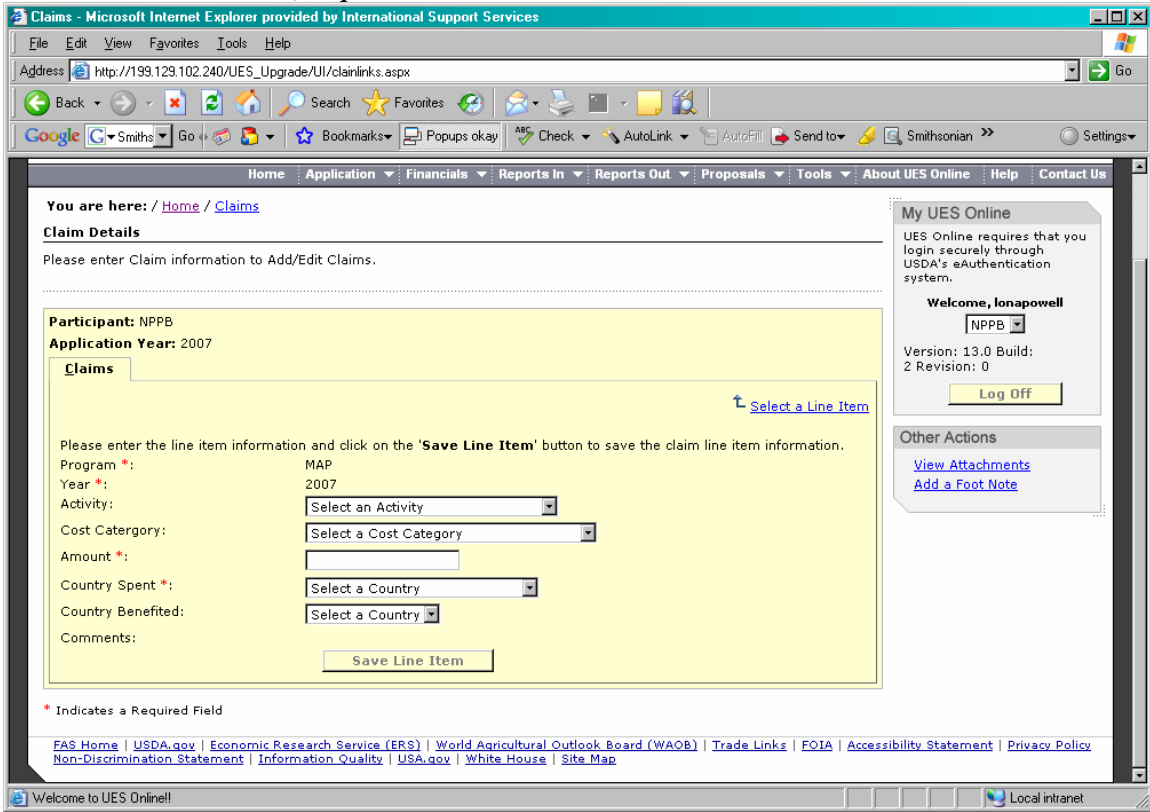
**Other Actions**  
[View Attachments](#)  
[Add a Foot Note](#)

Welcome to UES Online! Local intranet

Add Claim (Req. # 03.06.59.159.c, 03.06.59.120.c)




Add Claim Line Item (Req. # 03.06.59.131.c, 03.06.59.002c,




Note: The interface should also include a way to add line items in bulk (upload or cut and paste from spreadsheet)

### 3.2.2 Contributions

(Req. #03.10.71.200.c)



United States Department of Agriculture  
**Foreign Agricultural Service**



Unified Export Strategy Online

[Home](#) | [Application](#) | [Financials](#) | [Reports In](#) | [Reports Out](#) | [Proposals](#) | [Tools](#) | [About UES Online](#) | [Help](#) | [Contact Us](#)

You are here: / [Home](#) / [Contributions](#)

**Contributions**

The Participant can enter/update Planned and Actual Contributions.

**Participant :** NPPB  
**Application Year :** 2007

Contributions(MAP, FMD,EMP, QSP and Section 108)\*

Program	Promised Contribution Amount	Promised Contribution Percent
MAP	\$3,100,000.00	0
FMD	\$0.00	0
Sect108F	\$0.00	0
EMP	\$0.00	0
Sect108D	\$0.00	0
QSP	\$0.00	0
	\$3,100,000.00	0

\*Applicants are legally obligated to contribute this amount since the program allocation is based in part upon this figure. Contributions counted toward this program may not be counted as contributions toward any other programs for which assistance has been requested under this Unified Export Strategy.

**My UES Online**

UES Online requires that you login securely through USDA's eAuthentication system.

Welcome, Ionapowell

NPPB

Version: 12.10  
Build: 4 Revision: 0

---

**Other Actions**

[View Attachments](#)  
[Add a Foot Note](#)

[FAS Home](#) | [USDA.gov](#) | [Economic Research Service \(ERS\)](#) | [World Agricultural Outlook Board \(WAOB\)](#) | [Trade Links](#) | [FOIA](#) | [Accessibility Statement](#) | [Privacy Policy](#)  
[Non-Discrimination Statement](#) | [Information Quality](#) | [USA.gov](#) | [White House](#) | [Site Map](#)

### 3.2.2.1 Edit Contributions

### Actual Contributions (Req. # 03.08.83.000, 03.08.83.106.c, 03.08.83.201)

Category	U.S. Participant	Foreign-3rd Party	U.S. Industry	Fed and State	Total
Administrative					0
Advances in 2000					0
Contractor Fees					0
Commodity Samples					0
Consultant					0
Consumer Promotion					0
Direct Admin Cost					0
Graduation Exemption					0
Indirect Costs (Overhead)					0
Marketing					0
Trade Promotion					0
Publications-Training Materials					0
Purchasing of Commodity					0
Representation Costs					0
Research					0

Note: System should determine and display data entry boxes for the appropriate cost categories, as determined by year, program.



### 3.3 Reports In

Note: ISO menu item should be “Strategic Executive Summary”

#### 3.3.1 Change Notifications

(Req. #02.08.72.000)



### 3.3.1.1 Add New Change Notification

The screenshot displays the 'Add New Change Notification' page within the UES (Unified Export Strategy Online) system. The page header includes the USDA logo and 'Foreign Agricultural Service' on the left, and the UES logo and 'Unified Export Strategy Online' on the right. A navigation menu below the header contains links for Home, Application, Financials, Reports In, Reports Out, Proposals, Tools, About UES Online, Help, and Contact Us. The main content area is titled 'Change Notification Details' and includes a breadcrumb trail: 'You are here: / Home / Change Notifications'. Below this, a message states: 'Please enter Change Notification information to Add/Edit Change Notifications. Click on 'Submit' button to submit change notification. Please note once the change notification is submitted it cannot be edited.' The form itself is highlighted in yellow and contains the following fields: 'Participant' (NPPB), 'Application Year' (2007), 'Changed Element\*' (text input), 'Changed Date\*' (text input), 'Change Status\*' (Draft), 'Change Type\*' (dropdown menu with 'Select change type' selected), 'Change Comments' (text input), and 'Response Date\*' (text input). At the bottom of the form are three buttons: 'Back', 'Save', and 'Submit'. On the right side of the page, there is a 'My UES Online' section with a login message, a 'Welcome, lonapowell' message, a dropdown menu showing 'NPPB', version information (12.10, Build: 4, Revision: 0), and a 'Log Off' button. Below this is an 'Other Actions' section with links for 'View Attachments' and 'Add a Foot Note'. The footer of the page contains a list of links: FAS Home, USDA.gov, Economic Research Service (ERS), World Agricultural Outlook Board (WAOB), Trade Links, FOIA, Accessibility Statement, Privacy Policy, Non-Discrimination Statement, Information Quality, USA.gov, White House, and Site Map.

### 3.3.1.1.1 Edit Change Notification Comments

Home Application Financials Reports In Reports Out Proposals Tools About UES Online Help Contact Us

You are here: / Home / [Change Notifications](#)

#### Change Notification Details

Please enter Change Notification information to Add/Edit Change Notifications. Click on 'Submit' button to submit change notification. Please note once the change notification is submitted it cannot be edited.

**Participant:** NPPB  
**Application Year:** 2007

Changed Element\*:

Changed Date\*:

Change Status\*:

Change Type\*:

Change Comments:  
Close Editor

Draft

Select change type

Font Size Formatting Style Insert

Design HTML

Response Date\*:

Back Save Submit

**My UES Online**  
UES Online requires that you login securely through USDA's eAuthentication system.  
**Welcome, lonapowell**  
NPPB  
Version: 12.10  
Build: 4 Revision: 0  
Log Off

**Other Actions**  
[View Attachments](#)  
[Add a Foot Note](#)

### 3.3.2 CPRs

(Req. # 01.10.43.300 – 324)

The screenshot displays the UES (Unified Export Strategy) web application interface. At the top left, the USDA logo is shown with the text "United States Department of Agriculture Foreign Agricultural Service". At the top right, the UES logo is displayed with the text "Unified Export Strategy Online". A navigation menu is located below the header, containing links for HOME, APPLICATIONS, FINANCIALS, REPORTS IN, REPORTS OUT, PROPOSALS, and TOOLS. Below the navigation menu, the text "Version: 12.3 Build: 9 Revision: 0 Log Off" is visible. The main content area shows a breadcrumb trail: "You are here: / Home / Country Progress Reports". Below the breadcrumb trail, the text "Country Progress Reports" is displayed. A table with five columns is shown: Commodity, Region, Submitted Date, Status, and Del. The table contains two rows of data. The first row shows CITRS as the commodity, Black Market as the region, 3/11/2007 as the submitted date, Submitted as the status, and a red X as the delete icon. The second row shows VEGJU as the commodity, FAS-AFRICA as the region, an empty cell for the submitted date, Draft as the status, and a red X as the delete icon. Below the table, there is an "ADD NEW" button.

Commodity	Region	Submitted Date	Status	Del
CITRS	Black Market	3/11/2007	Submitted	X
VEGJU	FAS-AFRICA		Draft	X

### 3.3.3 Travel Notifications

(Req. # 04.04.84.100)

**United States Department of Agriculture  
Foreign Agricultural Service**

**UES  
Unified Export Strategy Online**

Home | Application | Financials | Reports In | Reports Out | Proposals | Tools | About UES Online | Help | Contact Us

You are here: / Home / [Travel Notifications](#)

**Travel Notifications**

Please select a Travel Notification to view its information. Click 'Add New' button to add new Travel Notification

**Participant:** NPPB  
**Application Year:** 2007

Country	Location	Status	
Aruba	west	Submitted	<a href="#">delete</a>

[Add New](#)

**My UES Online**

UES Online requires that you login securely through USDA's eAuthentication system.

**Welcome, Ionapowell**

NPPB

Version: 12.10  
Build: 4 Revision: 0

[Log Off](#)

**Other Actions**

[View Attachments](#)  
[Add a Foot Note](#)

[FAS Home](#) | [USDA.gov](#) | [Economic Research Service \(ERS\)](#) | [World Agricultural Outlook Board \(WAOB\)](#) | [Trade Links](#) | [FOIA](#) | [Accessibility Statement](#) | [Privacy Policy](#)  
[Non-Discrimination Statement](#) | [Information Quality](#) | [USA.gov](#) | [White House](#) | [Site Map](#)

### Add New Travel Notification

(Req. # 04.04.84.100 – 102, 04.04.84.120)

**United States Department of Agriculture  
Foreign Agricultural Service**

**UES  
Unified Export Strategy Online**

Home | Application | Financials | Reports In | Reports Out | Proposals | Tools | About UES Online | Help | Contact Us

You are here: / Home / [Travel Notifications](#)

**Travel Notification Details**

Please enter Travel Notification information to Add/Edit Travel Notification. Click on 'Submit' button to submit Travel Notification. Please note once the Travel Notification is submitted it cannot be edited.

**Participant:** NPPB  
**Application Year:** 2007

Activity\*:

Country\*:

Travel Location\*:

Travel Begin\*:  (mm/dd/yyyy)

Travel End\*:  (mm/dd/yyyy)

Travel Notification Status\*: Draft

Travel Purpose:

Travel Comments:

Travel Post Reply:

[Edit](#) [Edit](#) [Edit](#)

[Back](#) [Save](#) [Submit](#)

**My UES Online**

UES Online requires that you login securely through USDA's eAuthentication system.

**Welcome, Ionapowell**

NPPB

Version: 12.10  
Build: 4 Revision: 0

[Log Off](#)

**Other Actions**

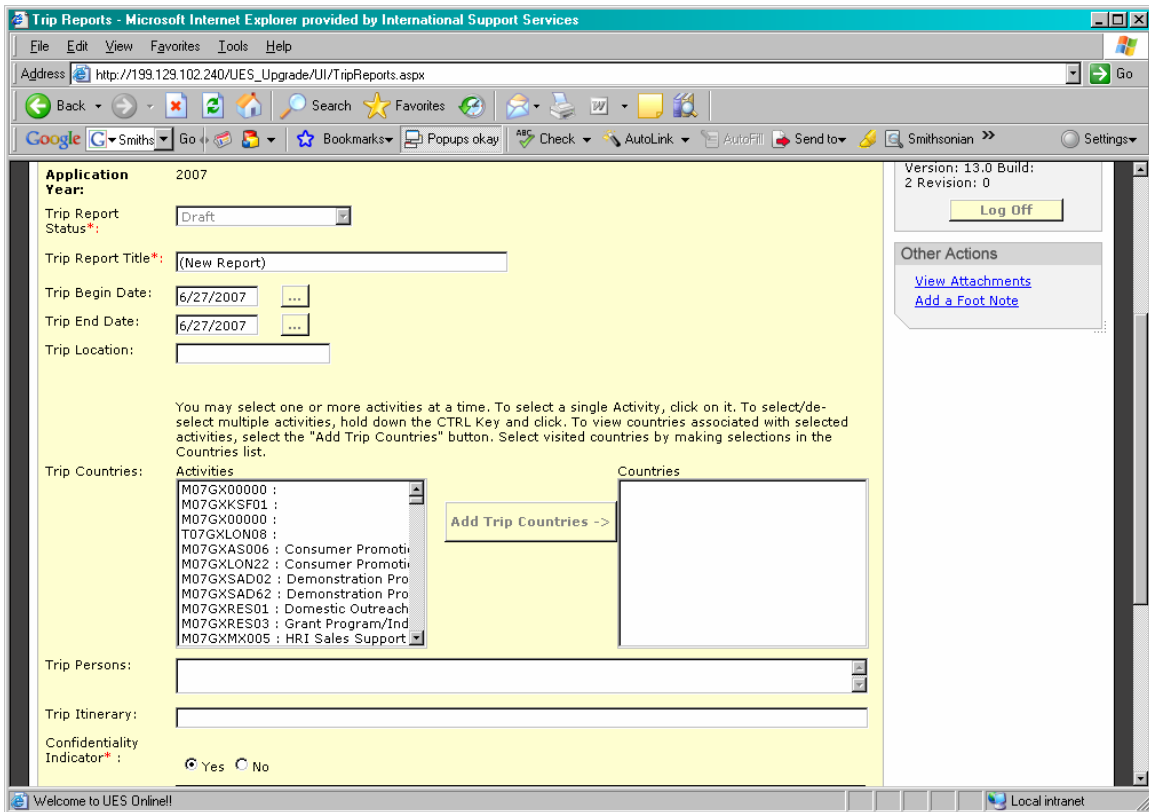
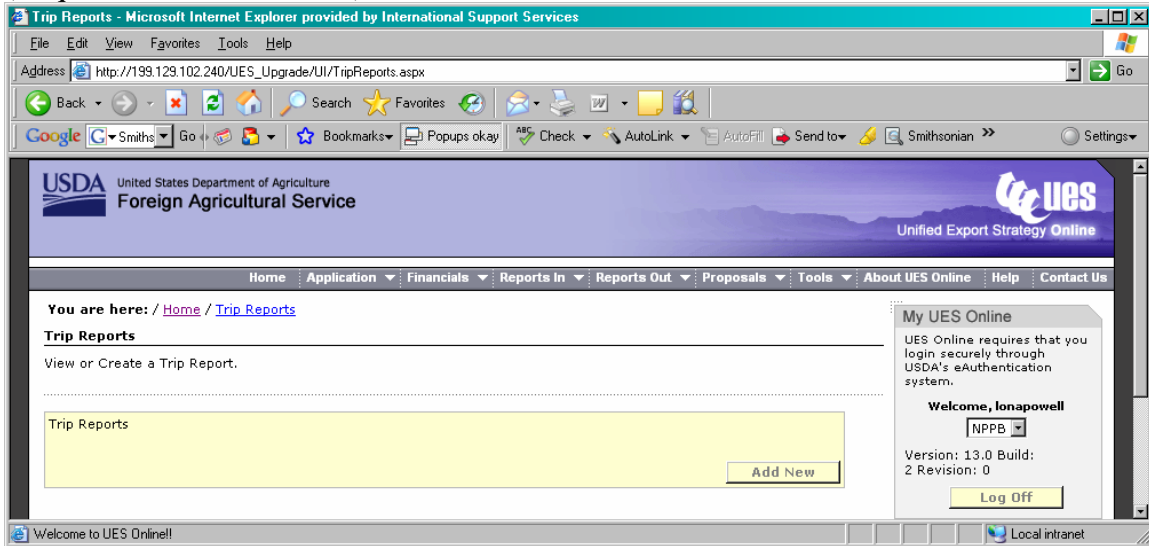
[View Attachments](#)  
[Add a Foot Note](#)

[FAS Home](#) | [USDA.gov](#) | [Economic Research Service \(ERS\)](#) | [World Agricultural Outlook Board \(WAOB\)](#) | [Trade Links](#) | [FOIA](#) | [Accessibility Statement](#) | [Privacy Policy](#)  
[Non-Discrimination Statement](#) | [Information Quality](#) | [USA.gov](#) | [White House](#) | [Site Map](#)

Note: These should produce an email alert where the user gets to edit the TO and CC boxes of the email (not shown)

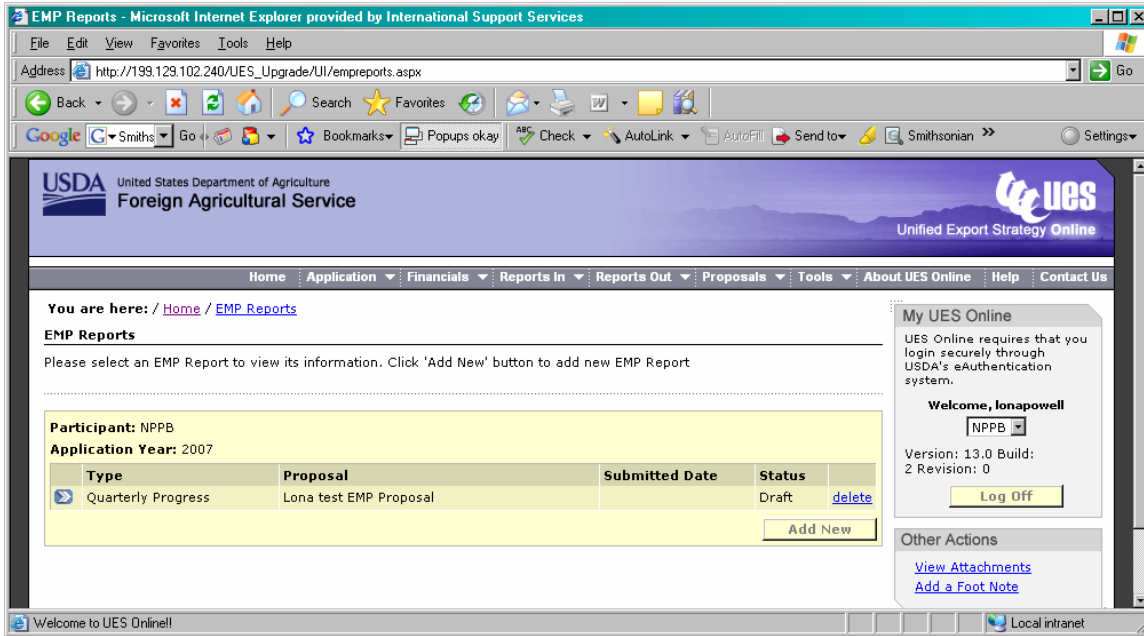
### 3.3.4 Trip Reports

(Req. # 04.04.82.000 – 220)

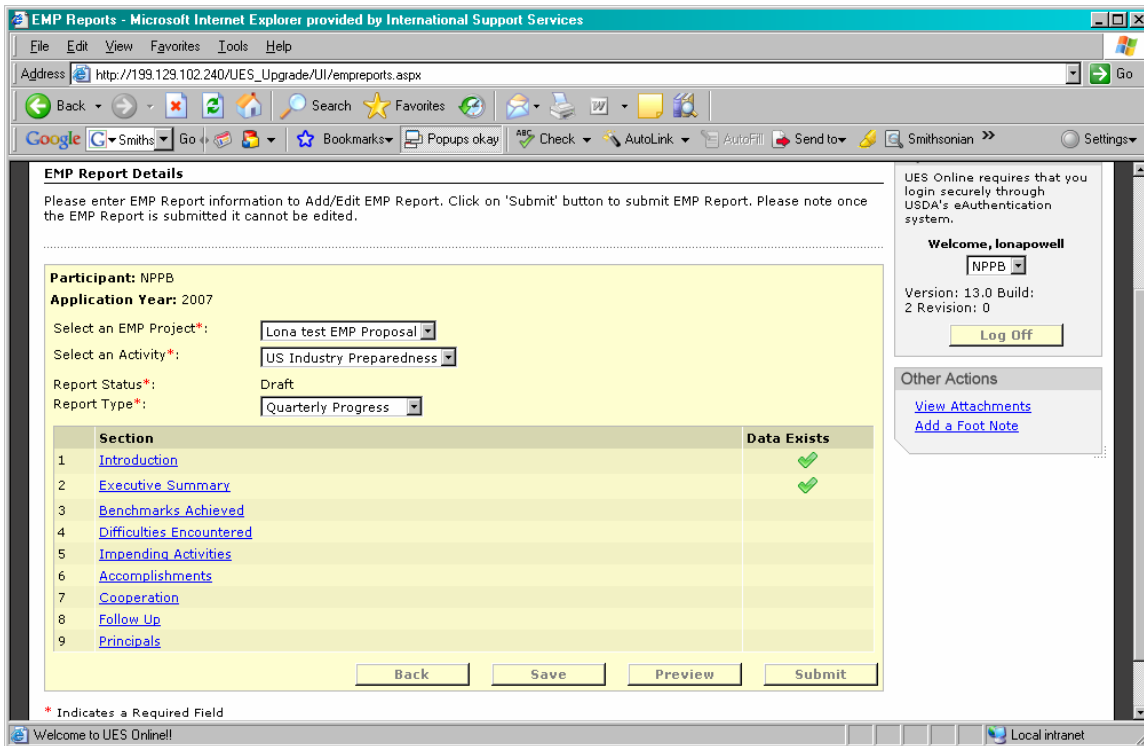


### 3.3.5 EMP, TASC, QSP Reports

(Req. # 04.08.85.000 – 220)

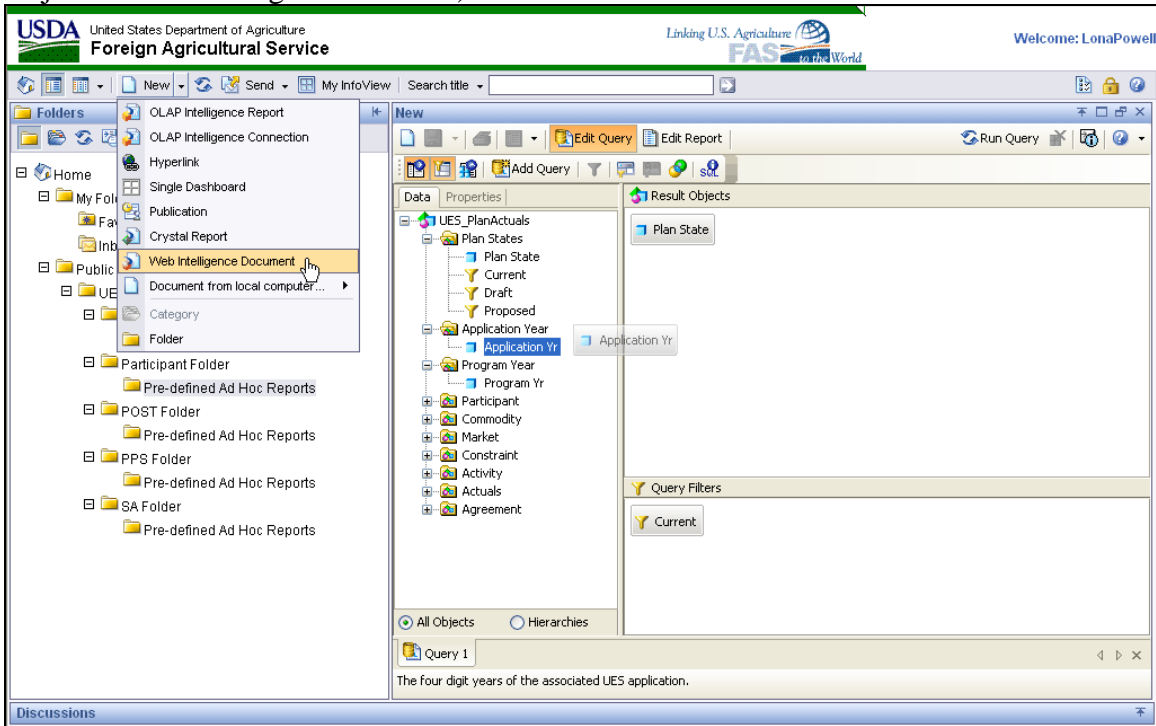


Note: the Type will be 'Participant Progress' or 'Final' – not Quarterly Progress, as shown. The report will be applicable for EMP, TASC, or QSP.



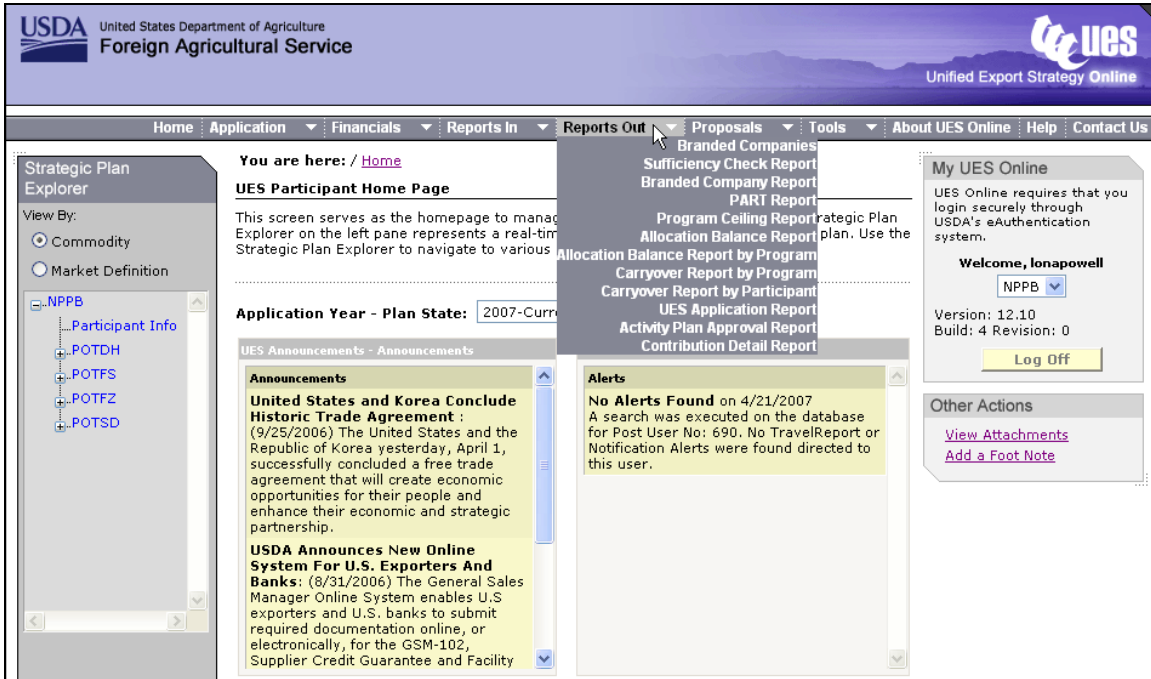
### 3.3.6 Ad Hoc Reporting

This screen should be the interface presented by the integrated reporting tool (Business Objects “Web Intelligence” shown.)



Note: Users would not be expected to log in again when selecting a reporting function.

### 3.4 Reports Out



Note: CPR reports should appear on reports out list.



### 3.4.1 Branded Companies

(Req. #07.04.17.000, 07.04.17.100, 07.04.17.004)

The screenshot shows the 'Branded Companies' page in the UES system. The header includes the USDA logo and 'Foreign Agricultural Service'. A navigation menu contains links for Home, Application, Financials, Reports In, Reports Out, Proposals, Tools, About UES Online, Help, and Contact Us. The main content area has a breadcrumb trail: 'You are here: / Branded Companies / Branded Companies'. Below this, a message asks the user to select a company or click 'Add New'. A search form is present with the following details:

- Participant:** NPPB
- Application Year:** 2007

Instructions for searching are provided. The search input field contains the text 'horiz' and the 'SEARCH' button is visible. An 'Add New' button is located at the bottom right of the search area. On the right side, the 'My UES Online' sidebar displays a welcome message for 'ParticipantUser1' with a dropdown menu set to 'NPPB'. It also shows version information (Version: 12.10, Build: 4, Revision: 0) and a 'Log Off' button. Below this, 'Other Actions' include 'View Attachments' and 'Add a Foot Note'. A footer contains various links such as 'FAS Home', 'USDA.gov', and 'Privacy Policy'.

### Search Results

This screenshot shows the search results page for the 'Branded Companies' section. The browser window title is 'Branded Companies - Microsoft Internet Explorer provided by International Support Services'. The address bar shows the URL: 'http://199.129.102.240/UES\_Upgrade/UI/BrandedCompanies.aspx'. The page content is similar to the previous screenshot but displays search results in a table. The search input field contains 'horiz' and the 'SEARCH' button is active. The table lists the following companies:

Company Name	DUNS Number	Company Kind	Company Status	
Horizon Marketing	None	Small Business	Approved	<a href="#">delete</a>
horizon nppb	12345678	Cooperative	Draft	<a href="#">delete</a>
horizon2	123456789	Cooperative	Draft	<a href="#">delete</a>
Pacific Horizon Ventures, Inc	0	Small Business	Approved	<a href="#">delete</a>

An 'Add New' button is located at the bottom right of the table. The 'My UES Online' sidebar on the right now displays a welcome message for 'lonapowell' and version information (Version: 13.0, Build: 2, Revision: 0). The footer remains the same as in the previous screenshot.

### Branded Company Editing

(Req. # 04.10.86.000.a)

## UES Reengineering Sample User Interface Screens

The screenshot shows a Microsoft Internet Explorer browser window displaying a web application. The address bar shows the URL: [http://199.129.102.240/UES\\_Upgrade/UI/BrandedCompanies.aspx](http://199.129.102.240/UES_Upgrade/UI/BrandedCompanies.aspx). The browser's menu bar includes File, Edit, View, Favorites, Tools, and Help. The toolbar contains various navigation and utility icons. The main content area is a form for editing a Branded Company record. The form fields are as follows:

Company Name*:	Horizon Marketing
DUNS Number*:	None
Address 1*:	P.O. Box 2738
Address 2:	
City*:	Visalia
State*:	CA
Zip*:	93279
Area Code:	559
Phone:	738-8696
Fax:	738-8699
Promoted Product Name*:	Citrus
Branded Company Status*:	Approved
Origin Percentage:	0
Congressional District:	
Branded Company Kind:	Small Business
Branded Company Size Verification:	<input type="checkbox"/>

At the bottom of the form are two buttons: "Save" and "Submit". To the right of the form is a sidebar with a "Log Off" button and an "Other Actions" section containing two links: "View Attachments" and "Add a Foot Note". A link "SELECT A BRANDED COMPANY" is located at the top right of the form area. The browser's status bar at the bottom shows "Welcome to UES Online!" on the left and "Local intranet" on the right.

Note: Branded Company Kind (size) is a mandatory field, not as shown.

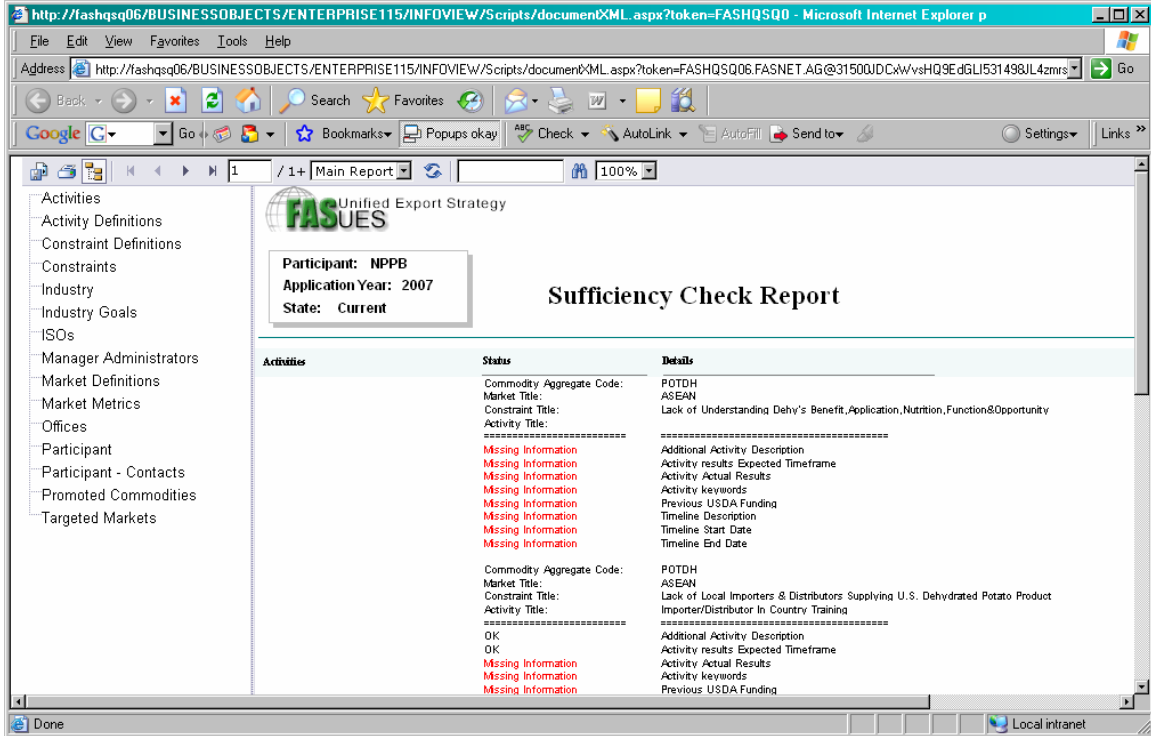
### 3.4.1.1 Add/Edit Branded Company

The screenshot shows the 'Branded Company Details' page in the UES Online system. The page header includes the USDA logo and 'United States Department of Agriculture Foreign Agricultural Service' on the left, and the 'UES Unified Export Strategy Online' logo on the right. A navigation menu contains links for Home, Application, Financials, Reports In, Reports Out, Proposals, Tools, About UES Online, Help, and Contact Us. Below the menu, a breadcrumb trail reads 'You are here: / Home / Branded Companies'. The main heading is 'Branded Company Details', followed by the instruction: 'Please enter Branded Company information to Add/Edit Branded Company.' The form area is highlighted in yellow and contains the following fields: 'Participant: NPPB', 'Application Year: 2007', a 'Basics' tab, and a list of input fields: 'Company Name\*', 'DUNS Number\*', 'Address 1\*', 'Address 2', 'City\*', 'State\*', 'Zip\*', 'Area Code', 'Phone', 'Fax', 'Promoted Product Name\*', 'Branded Company Status\*' (set to 'Draft'), 'Origin Percentage', 'Congressional District', 'Branded Company Kind' (a dropdown menu currently showing 'Select'), and 'Branded Company Size Verification' (a checkbox). A link labeled 'SELECT A BRANDED COMPANY' is located in the top right of the form area. On the right side of the page, there is a 'My UES Online' section with a login notice, a 'Welcome, lonapowell' message, a dropdown menu showing 'NPPB', version information ('Version: 12.10 Build: 4 Revision: 0'), and a 'Log Off' button. Below this is an 'Other Actions' section with links for 'View Attachments' and 'Add a Foot Note'.

Note: Branded company Kind (size) is a mandatory field.

### 3.4.2 Sufficiency Check Report

(Req. # 05.04.00.500.a)



### 3.4.3 Branded Company Report


(Req. # 05.04.00.400)

Unified Export Strategy  
**FASUES**  
**Branded Company Status Report By Company**

	Year	Budget	Exempt	Expenses
<b>ABS Global, Inc.</b>				
<b>Australia</b> <b>Graduated</b>				
	1995	\$11,000.00	\$0.00	\$11,000.00
	1996	\$10,188.00	\$0.00	\$10,188.00
	1997	\$6,500.00	\$0.00	\$6,500.00
	1998	\$1,216.00	\$0.00	\$1,216.00
	1999	\$1,350.00	\$0.00	\$1,350.00
<b>Colombia</b> <b>Graduated</b>				
	1995	\$18,000.00	\$0.00	\$17,300.00
	1996	\$3,260.00	\$0.00	\$3,260.00
	1997	\$1,500.00	\$0.00	\$1,500.00
	1998	\$2,200.00	\$0.00	\$2,200.00
	2000	\$2,500.00	\$0.00	\$2,414.00
<b>Italy</b> <b>Graduated</b>				
	1995	\$3,334.00	\$0.00	\$3,334.00
	1997	\$4,334.00	\$0.00	\$2,384.00
	1998	\$4,334.00	\$0.00	\$4,334.00
	1999	\$2,000.00	\$0.00	\$2,000.00
	2000	\$4,000.00	\$0.00	\$890.73
<b>Ag-Link International, Inc.</b>				
<b>Brazil</b> <b>Graduated</b>				
	1994	\$4,000.00	\$0.00	\$4,000.00
	1995	\$2,000.00	\$0.00	\$2,000.00
	1996	\$2,000.00	\$0.00	\$2,000.00
	1997	\$1,600.00	\$0.00	\$1,600.00
	1998	\$3,500.00	\$0.00	\$3,500.00
<b>Mexico</b> <b>Graduated</b>				
	1994	\$1,000.00	\$0.00	\$1,000.00
	1995	\$2,000.00	\$0.00	\$2,000.00
	1996	\$2,000.00	\$0.00	\$2,000.00
	1997	\$1,500.00	\$0.00	\$1,500.00
	1998	\$3,417.00	\$0.00	\$3,417.00

### 3.4.4 PART Report

(Req. # 05.04.00.900 - 918)

 Unified Export Strategy														
PART Report														
Year	Count of All Activities Conducted / Count of Activities Supporting Small					Small Company Sales Aggregate Measures			Industry Strategic Planning Rating	Total Exports in Countries and Product Lines where MUF/FMD are expended (\$B)	% of All UES Constraint Measures Meeting Goal	Industry Investments in Export Promotions (\$M)	Participant Program Management Rating	Total Program
	Upper Income Countries	Upper Mid Income Countries	Lower Mid Income Countries	Lower Income Countries	Annual Totals	Actual Sales (\$M)	Count 1st Export Sale	Count Increased Sales > 20%						
1995	0	0	0	0	0	\$0	0	0		\$0		\$0		\$110
1996	0	0	0	0	0	\$0	0	0		\$0		\$0		\$110
1997	0	0	0	0	0	\$0	0	0		\$0		\$0		\$90
1998	140	92	123	38	393	\$0	0	0		\$0		\$0		\$90
1999	4,491 308	2,859 188	4,239 205	3,666 174	15,255 875	\$0	0	0		\$62	0%	\$0		\$90
2000	5,579 112	3,678 68	5,542 108	4,884 106	19,681 394	\$0	0	0		\$58	0%	\$0	0	\$90
2001	5,211 70	3,312 15	5,101 0	4,823 0	18,247 85	\$0	0	0		\$36	0%	\$0	0	\$90
2002	5,491 72	3,630 35	5,392 61	4,787 53	19,300 221	\$0	0	0		\$25	0%	\$0	0	\$100
2003	7,516 41	5,266 6	7,976 11	7,125 5	27,883 63	\$0	0	0		\$55	0%	\$0	0	\$135
2004	4,929 63	3,307 24	4,907 36	4,163 12	17,306 135	\$0	0	0		\$855	0%	\$0	0	\$149
2005	6,575 106	4,561 28	6,890 40	6,999 12	25,025 186	\$0	0	0		\$71	0%	\$0	0	\$240
2006	5,519 78	3,695 45	5,595 42	5,054 9	19,863 174	\$0	0	0		\$64	0%	\$0	0	\$51
2007	3,066 78	1,909 45	2,836 42	2,474 9	10,285 174	\$0	0	0		\$43	0%	\$0	0	\$148
2008	0	0	0	0	0	\$0	0	0		\$0	0%	\$0	0	\$0
2009	0	0	0	0	0	\$0	0	0		\$0	0%	\$0	0	\$0

### 3.4.5 Program Ceiling Report

(Req. # 05.04.00.919.c for layout of other accounting system reports refer to legacy system outputs)

Program	Program Year	Participant Name	Total Ceiling Amt	Total Expenses	Total Approved
MAP	1994	National Potato Promotion Board	\$2,241,500.00	\$0.00	\$1,069,148.22
Totals for MAP 1994			\$2,241,500.00	\$0.00	\$1,069,148.22
MAP	1995	National Potato Promotion Board	\$1,910,000.00	\$0.00	\$1,527,742.65
Totals for MAP 1995			\$1,910,000.00	\$0.00	\$1,527,742.65
MAP	1996	National Potato Promotion Board	\$1,435,000.00	\$0.00	\$1,208,198.24
Totals for MAP 1996			\$1,435,000.00	\$0.00	\$1,208,198.24
MAP	1997	National Potato Promotion Board	\$1,674,984.00	\$0.00	\$1,391,549.31
Totals for MAP 1997			\$1,674,984.00	\$0.00	\$1,391,549.31
MAP	1998	National Potato Promotion Board	\$1,989,005.00	\$1,989,005.00	\$1,857,877.02
Totals for MAP 1998			\$1,989,005.00	\$1,989,005.00	\$1,857,877.02
MAP	1999	National Potato Promotion Board	\$1,580,000.00	\$1,583,364.00	\$1,487,956.58
Totals for MAP 1999			\$1,580,000.00	\$1,583,364.00	\$1,487,956.58
MAP	2000	National Potato Promotion Board	\$1,700,000.00	\$1,700,000.00	\$1,700,000.00
Totals for MAP 2000			\$1,700,000.00	\$1,700,000.00	\$1,700,000.00
MAP	2001	National Potato Promotion Board	\$1,769,780.00	\$1,769,780.00	\$1,739,861.01
Totals for MAP 2001			\$1,769,780.00	\$1,769,780.00	\$1,739,861.01
MAP	2002	National Potato Promotion Board	\$2,014,715.00	\$2,014,715.00	\$2,014,715.00
Totals for MAP 2002			\$2,014,715.00	\$2,014,715.00	\$2,014,715.00
MAP	2003	National Potato Promotion Board	\$2,822,319.00	\$2,822,319.00	\$2,718,080.85

### **3.4.6 Allocation Balance Report**

(Req. # 05.04.00.919.c for layout of this and other accounting system reports refer to legacy system outputs)



### 3.4.7 Allocation Balance report by Program

(Req. # 05.04.00.919.c)

/ 1+ Main Report 100%

**FAS UES** Unified Export Strategy

#### Allocation Balance Report by Program

Program/Year	Participant	Agreement	Status	Allocations	Cum Allocations	Expenses	Cum Expenses	Balance	Expired Funds	Cum Exp Funds	Expire Date	Calc Date	Yearly Bal
EMP 2001	NPPB	020	Open	\$120,000		\$100,249		\$19,751				19-Apr-2007	\$19,751
EMP 2002	NPPB	020	Open					\$0				19-Apr-2007	\$0
EMP 2003	NPPB	020	Open					\$0				19-Apr-2007	\$0
EMP 2004	NPPB	020	Open					\$0				19-Apr-2007	\$0
EMP 2005	NPPB	020	Open					\$0				19-Apr-2007	\$0
EMP 2006	NPPB	020	Open	\$314,000				\$314,000				19-Apr-2007	\$314,000
EMP 2007	NPPB	020	Open					\$0				19-Apr-2007	\$0
MAP 1991	NPPB	020	Closed	\$3,930,000	\$3,930,000	\$3,459,431	\$3,459,431	\$0	\$0	\$0	30-Sep-1994	19-Apr-2007	
MAP 1992	NPPB	020	Closed	\$5,600,000	\$9,530,000	\$4,303,822	\$7,763,253	\$0	\$0	\$0	30-Sep-1995	19-Apr-2007	
MAP 1993	NPPB	020	Closed	\$2,670,000	\$12,200,000	\$2,703,176	\$10,466,429	\$664,423	\$0	\$0	30-Sep-1996	19-Apr-2007	
MAP 1994	NPPB	020	Closed	\$1,020,000	\$13,220,000	\$1,069,148	\$11,535,577	\$156,680	\$9,384,660	\$9,384,660	30-Sep-1997	19-Apr-2007	
MAP 1995	NPPB	020	Closed	\$1,110,000	\$14,330,000	\$1,527,743	\$13,063,320	\$58,482			30-Sep-1998	19-Apr-2007	
MAP 1996	NPPB	020	Closed	\$585,000	\$14,915,000	\$1,208,198	\$14,271,518	\$0			30-Sep-1999	19-Apr-2007	
MAP 1997	NPPB	020	Closed	\$1,290,688	\$16,205,688	\$1,391,549	\$15,663,067	\$0			30-Sep-2000	19-Apr-2007	
MAP 1998	NPPB	020	Closed	\$1,574,946	\$17,780,633	\$1,857,877	\$17,520,944	\$0			30-Sep-2001	19-Apr-2007	
MAP 1999	NPPB	020	Closed	\$1,527,669	\$19,308,302	\$1,487,957	\$19,008,901	\$0			30-Sep-2002	19-Apr-2007	
MAP 2000	NPPB	020	Closed	\$1,625,396	\$20,933,698	\$1,700,000	\$20,708,901	\$0			30-Sep-2003	19-Apr-2007	
MAP 2001	NPPB	020	Closed	\$1,603,808	\$22,537,504	\$1,739,861	\$22,448,792	\$0			30-Sep-2004	19-Apr-2007	
MAP 2002	NPPB	020	Closed	\$1,985,036	\$24,522,540	\$2,014,715	\$24,463,477	\$0			30-Sep-2005	19-Apr-2007	
MAP 2003	NPPB	020	Closed	\$2,763,256	\$27,285,796	\$2,718,081	\$27,181,568	\$0			30-Sep-2006	19-Apr-2007	
MAP 2004	NPPB	020	Open	\$3,414,088	\$30,699,884	\$3,372,268	\$30,553,816	\$0	\$0	\$9,384,660	30-Sep-2007	19-Apr-2007	
MAP 2005	NPPB	020	Open	\$8,970,651	\$37,670,535	\$4,997,109	\$35,550,924	\$2,119,611	\$0	\$9,384,660	30-Sep-2008	19-Apr-2007	
MAP 2006	NPPB	020	Open	\$0	\$37,670,535	\$0	\$35,550,924	\$2,119,611	\$0	\$9,384,660	30-Sep-2009	19-Apr-2007	
MAP 2007	NPPB	020	Open	\$4,500,542	\$42,171,077	\$0	\$35,550,924	\$6,620,153	\$0	\$9,384,660	30-Sep-2010	19-Apr-2007	
OSP 2001	NPPB	012	Open	\$50,000		\$18,962		\$31,038				19-Apr-2007	\$31,038
OSP 2002	NPPB	012	Open	\$110,000		\$57,383		\$52,617				19-Apr-2007	\$52,617
OSP 2003	NPPB	012	Open	\$180,000		\$58,175		\$101,825				19-Apr-2007	\$101,825
OSP 2004	NPPB	012	Open	\$215,000		\$141,830		\$73,170				19-Apr-2007	\$73,170
OSP 2005	NPPB	012	Open	\$400,000		\$202,026		\$197,974				19-Apr-2007	\$197,974
OSP 2006	NPPB	012	Open	\$478,000		\$4,145		\$473,855				19-Apr-2007	\$473,855
OSP 2007	NPPB	012	Open					\$0				19-Apr-2007	\$0
TCC 2002	NPPB	9	Open	\$54,000		\$54,000		\$0				19-Apr-2007	\$0
TCC 2003	NPPB	9	Open					\$0				19-Apr-2007	\$0
TCC 2004	NPPB	9	Open	\$95,000		\$85,272		\$9,728				19-Apr-2007	\$9,728
TCC 2005	NPPB	9	Open	\$75,000		\$36,323		\$38,677				19-Apr-2007	\$38,677
TCC 2006	NPPB	9	Open	\$30,000		\$10,464		\$19,536				19-Apr-2007	\$19,536
TCC 2007	NPPB	9	Open					\$0				19-Apr-2007	\$0

### 3.4.8 Carryover Report by Program Carryover Report by Participant

(Req. # 05.04.00.919.c)

The screenshot shows a software application window titled 'Main Report' with a zoom level of 100%. The interface includes a navigation pane on the left with a tree view of years from 1994 to 2005. The main window displays a table titled 'Carryover Report by Program'. The table has the following columns: Program, Year, Participant ID, Participant Name, Carryover Amount, Agreement Doc Nbr, and Agr. A dropdown menu is open over the 'Participant Name' column, showing percentage options from 25% to 400%.

Program	Year	Participant ID	Participant Name	Carryover Amount	Agreement Doc Nbr	Agr
MAP	1994	NPPB	National Potato Promotion Board	\$1,221,500.00	58	\$
MAP	1995	NPPB	National Potato Promotion Board	\$800,000.00	58	\$
MAP	1996	NPPB	National Potato Promotion Board	\$850,000.00	58	\$
MAP	1997	NPPB	National Potato Promotion Board	\$384,296.00	58	\$
MAP	1998	NPPB	National Potato Promotion Board	\$414,060.00	58	\$
MAP	1999	NPPB	National Potato Promotion Board	\$52,331.00	58	\$
MAP	2000	NPPB	National Potato Promotion Board	\$94,897.00	58	\$
MAP	2001	NPPB	National Potato Promotion Board	\$185,974.00	58	\$
MAP	2002	NPPB	National Potato Promotion Board	\$29,679.00	58	\$
MAP	2003	NPPB	National Potato Promotion Board	\$59,063.00	58	\$
MAP	2005	NPPB	National Potato Promotion Board	\$146,068.00	58	\$

### **3.4.9 UES Application Report**

This report pulls together all the elements of a Participant's annual submission into a single file with hyperlinks to navigate the sections.

### **3.4.10 Activity Plan Approval Report**

(Req. # 05.04.00.919.c, construction to be based on the legacy system report)

### 3.4.11 Contribution Detail Report

(Req. # 05.04.00.919.c)

The screenshot displays a web-based report titled "Contribution Detail Report" under the "Unified Export Strategy" logo. The report is presented in a table format with the following columns: Cost Category, US Participant, US Industry, Federal State, Foreign 3rd Party, and Grand Totals. The data is organized by year (2000 and 2001) and then by cost category (MAP, FMD). A modal dialog box is overlaid on the report, titled "Export Report - Microsoft Internet Explorer pro...". This dialog allows the user to specify the "File Format" (set to "Crystal Reports (RPT)"), the "Page Range" (with "All" selected), and the "From" and "To" page numbers (both set to 1). The dialog includes "OK" and "Cancel" buttons. The table data includes entries for "American Peanut Council" and "Alaska Seafood Marketing Institute" with associated monetary values.

Year	Cost Category	US Participant	US Industry	Federal State	Foreign 3rd Party	Grand Totals	
2000	MAP	American Peanut Council					
	Totals for American Peanut Council						\$263,774.58
	Grand Totals for MAP						
2001	FMD	American Peanut Council					
	Totals for American Peanut Council						\$263,774.58
	Grand Totals for FMD						\$263,774.58
2001	MAP	Alaska Seafood Marketing Institute					
	CONSM		\$56,098.00				
	Totals for Alaska Seafood Marketing Institute						\$56,098.00
2001	MAP	American Peanut Council					
	CONSM		\$169.53	\$262,710.80			
	Totals for American Peanut Council						\$169.53      \$262,710.80

### 3.5 Proposals

### 3.5.1 EMP Proposal

(Req. # 07.02.16.016)

The screenshot displays the UES (Unified Export Strategy Online) interface for viewing EMP (Export Market Promotion) proposals. The header includes the USDA logo and the UES logo. A navigation menu is located below the header, and a breadcrumb trail indicates the current location: Home / EMP Proposals.

The main content area is titled "EMP Proposals" and contains the following text: "Please select an EMP proposal to view its information. Click 'Add New' button to add new proposal". Below this text is a table of proposals. The table has columns for "Proposal Title", "Submitted Date", and "Status". A single proposal is listed: "Lona Test EMP" with a status of "Draft". There is a "delete" link next to the proposal and an "Add New" button at the bottom right of the table.

The sidebar on the right contains a "My UES Online" section with a welcome message for "ParticipantUser1" and a dropdown menu showing "NPPB". Below this, the version and build information are displayed: "Version: 12.10 Build: 4 Revision: 0". A "Log Off" button is also present. The "Other Actions" section includes links for "View Attachments" and "Add a Foot Note".

At the bottom of the page, there is a footer with various links: "FAS Home", "USDA.gov", "Economic Research Service (ERS)", "World Agricultural Outlook Board (WAOB)", "Trade Links", "FOIA", "Accessibility Statement", "Privacy Policy", "Non-Discrimination Statement", "Information Quality", "USA.gov", "White House", and "Site Map".

### 3.5.2 QSP Proposal

(Req. # 07.02.16.020)

**USDA** United States Department of Agriculture  
Foreign Agricultural Service

Unified Export Strategy Online

Home Application Financials Reports In Reports Out Proposals Tools About UES Online Help Contact Us

You are here: / Home / [QSP Proposals](#)

**QSP Proposals**

Please select a QSP proposal to view its information. Click 'Add New' button to add new proposal

Participant: NPPB  
Application Year: 2007

QSP Proposal Title	Submitted Date	Status	Del
<a href="#">▶</a> lona test qsp		Draft	<a href="#">delete</a>

Add New

**My UES Online**  
UES Online requires that you login securely through USDA's eAuthentication system.

Welcome, ParticipantUser1  
NPPB  
Version: 12.10  
Build: 4 Revision: 0  
Log Off

**Other Actions**  
[View Attachments](#)  
[Add a Foot Note](#)

[FAS Home](#) | [USDA.gov](#) | [Economic Research Service \(ERS\)](#) | [World Agricultural Outlook Board \(WAOB\)](#) | [Trade Links](#) | [FOIA](#) | [Accessibility Statement](#) | [Privacy Policy](#) | [Non-Discrimination Statement](#) | [Information Quality](#) | [USA.gov](#) | [White House](#) | [Site Map](#)

### 3.5.3 TASC Proposal

(Req. # 07.02.16.018)

The screenshot displays the UES Reengineering Sample User Interface. At the top, the USDA logo and 'United States Department of Agriculture Foreign Agricultural Service' are on the left, and the UES logo and 'Unified Export Strategy Online' are on the right. A navigation menu includes 'Home', 'Application', 'Financials', 'Reports In', 'Reports Out', 'Proposals', 'Tools', 'About UES Online', 'Help', and 'Contact Us'. The main content area is titled 'TASC Proposals' and includes a breadcrumb trail 'You are here: / Home / TASC Proposals'. Below this, a message states: 'Please select a TASC proposal to view its information. Click 'Add New' button to add new proposal'. A table lists proposals with columns for 'Proposal Title', 'Submitted Date', and 'TASC Trade Barrier Type'. One proposal is listed: 'Lona test TASC' with a 'Pre-Clearance' barrier type and a 'delete' link. An 'Add New' button is at the bottom right of the table. On the right side, a 'My UES Online' box shows the user is logged in as 'ParticipantUser1' (NPPB) and provides a 'Log Off' button. Below this, 'Other Actions' include 'View Attachments' and 'Add a Foot Note'. A footer contains various links: 'FAS Home', 'USDA.gov', 'Economic Research Service (ERS)', 'World Agricultural Outlook Board (WAOB)', 'Trade Links', 'FOIA', 'Accessibility Statement', 'Privacy Policy', 'Non-Discrimination Statement', 'Information Quality', 'USA.gov', 'White House', and 'Site Map'.

**Participant:** NPPB  
**Application Year:** 2007

Proposal Title	Submitted Date	TASC Trade Barrier Type
Lona test TASC		Pre-Clearance

[delete](#) [Add New](#)

**My UES Online**  
UES Online requires that you login securely through USDA's eAuthentication system.  
**Welcome, ParticipantUser1**  
NPPB  
Version: 12.10  
Build: 4 Revision: 0  
[Log Off](#)

**Other Actions**  
[View Attachments](#)  
[Add a Foot Note](#)

[FAS Home](#) | [USDA.gov](#) | [Economic Research Service \(ERS\)](#) | [World Agricultural Outlook Board \(WAOB\)](#) | [Trade Links](#) | [FOIA](#) | [Accessibility Statement](#) | [Privacy Policy](#) | [Non-Discrimination Statement](#) | [Information Quality](#) | [USA.gov](#) | [White House](#) | [Site Map](#)



## **3.6 Tools**

### **3.6.1 Attachment**

(Req. # 06.08.73.100 – 132)

Integration with Sharepoint may be a good way to implement the attachment feature. The interface would look like the sharepoint interface if implemented this way.

## 4 PPS Interface

Below are screens that partially represent the PPS implementation. Further guidance on screen design can be found in the MOS Admin site legacy utility since the accounting functions are directly ported from the legacy system.

### 4.1 Allocation

#### 4.1.1 Announcements

(Req. # 03.12.55.006.c)

Version: 12.3 Build: 9 Revision: 0 [Log Off](#)

You are here: UES > [Home](#) > [Allocation](#) > [Announcements](#)

Announcements History  
Please select a announcement to view the details. Click 'ADD NEW ANNOUNCEMENT RECORD' button to create a new announcement.

	Doc-ID	Program Year	Program Name	Federal Register Number
<a href="#">▶</a>	7-966	2007	MPP	7-2007
<a href="#">▶</a>	6-954	2006	MPP	6-12345
<a href="#">▶</a>	3-146	2004	FMD	3-1117

[ADD NEW ANNI](#)

#### 4.1.2 Map Allocation/Adjustments

(Req. # 03.12.55.008.c)

Version: 12.3 Build: 9 Revision: 0 [Log Off](#)

You are here: UES > [Home](#) > [Allocation](#) > [MAP Allocations/Adjustments](#)

**MAP ALLOCATIONS:** Participant Select

MAP ALLOCATIONS | MAP ADJUST/REVERSE ALLOCATIONS | MAP CEILING WITH CARRYOVER

Please select the Participant. Select **GO** to continue to the Allocations Page

Participant:

Program Year:

[GO](#)

### 4.1.3 FMD Allocation Adjustments

(Req. # 03.12.55.008.c) (Language about the FMD program year being one year ahead of the MAP program year is obsolete starting with the 2008 program year and the screen should reflect that.)

The screenshot shows the 'FMD ALLOCATIONS: Participant Select' screen. At the top, there is a header with the USDA logo and 'United States Department of Agriculture Foreign Agricultural Service' on the left, and the 'UES Unified Export Strategy Online' logo on the right. Below the header is a navigation menu with items: Home, Allocation, Application, Branded Companies, Claims, Reports Out, Tools, About UES Online, Help, and Contact Us. The version information 'Version: 12.3 Build: 9 Revision: 0' and a 'Log Off' link are also present. The breadcrumb trail reads 'You are here: UES > Home > Allocation > FMD Allocations/Adjustments'. The main content area has a yellow background and contains the following text: 'FMD ALLOCATIONS: Participant Select', followed by three tabs: 'FMD ALLOCATIONS', 'FMD ADJUST/REVERSE ALLOCATIONS', and 'FMD CEILING WITH CARRYOVER'. Below the tabs, it says 'Please select the Participant. Select GO to continue to the Allocations Page'. There are two dropdown menus: 'Participant:' with 'ASTA' selected, and 'Program Year:' with '2005' selected. A 'GO' button is located below the dropdowns. A note in italics reads: '(Remember, the FMD\* program year is one year ahead of the MAP\*\* program year)'. At the bottom, there are two more lines of italicized text: '\* For Example: When Processing Program Year 2007 Select the Accounting System Action: FMD Add Allocation, Then Set the Program Year = 2006' and 'Select the Accounting System Action: FMD Adjust/Reverse Transactions, Then Set the Program Year = 2007'. The final line reads '\*\* MAP will always use the same Program Year for all the Accounting System Actions'.

### 4.1.4 TASC Allocation Adjustments

(Req. # 03.12.55.008.c)

The screenshot shows the 'TASC ALLOCATIONS: Participant Select' screen. It has the same header and navigation menu as the FMD screen. The version information and 'Log Off' link are also present. The breadcrumb trail reads 'You are here: UES > Home > Allocation > TASC Allocations/Adjustments'. The main content area has a yellow background and contains the following text: 'TASC ALLOCATIONS: Participant Select', followed by two tabs: 'TASC ALLOCATIONS' and 'TASC ADJUST/REVERSE ALLOCATIONS'. Below the tabs, it says 'Please select the Participant. Select GO to continue to the Allocations Page'. There are two dropdown menus: 'Participant:' with 'ASTA' selected, and 'Program Year:' with '2005' selected. A 'GO' button is located below the dropdowns.

Note: The TASC program will need to accommodate carryover (see MAP screens).

### 4.1.5 EMP Allocation Adjustments

(Req. # 03.12.55.008.c)

The screenshot shows the top navigation bar with the USDA logo and 'United States Department of Agriculture Foreign Agricultural Service' on the left, and the UES logo and 'Unified Export Strategy Online' on the right. A secondary navigation bar contains links: Home, Allocation, Application, Branded Companies, Claims, Reports Out, Tools, About UES Online, Help, and Contact Us. Below this, the version information 'Version: 12.3 Build: 9 Revision: 0' and a 'Log Off' link are displayed. The breadcrumb trail reads 'You are here: UES > Home > Allocation > EMP Allocations/Adjustments'. The main content area is titled 'EMP ALLOCATION TO FUNDS:' and contains a sub-tab 'EMP ALLOCATION TO FUNDS'. The instruction 'Please select a Year. Select GO to continue to the Allocations Page' is followed by a 'Program Year' dropdown menu set to '2005' and a 'GO' button.

### 4.1.6 QSP Allocation Adjustments

(Req. # 03.12.55.008.c)

The screenshot shows the top navigation bar with the USDA logo and 'United States Department of Agriculture Foreign Agricultural Service' on the left, and the UES logo and 'Unified Export Strategy Online' on the right. A secondary navigation bar contains links: Home, Allocation, Application, Branded Companies, Claims, Reports Out, Tools, About UES Online, Help, and Contact Us. Below this, the version information 'Version: 12.3 Build: 9 Revision: 0' and a 'Log Off' link are displayed. The breadcrumb trail reads 'You are here: UES > Home > Allocation > QSP Allocations/Adjustments'. The main content area is titled 'QSP ALLOCATIONS: Participant Select' and contains two sub-tabs: 'QSP ALLOCATIONS' and 'QSP ADJUST/REVERSE ALLOCATIONS'. The instruction 'Please select the Participant. Select GO to continue to the Allocations Page' is followed by a 'Participant' dropdown menu set to 'ASTA', a 'Program Year' dropdown menu set to '2005', and a 'GO' button.

## 4.1.7 Accounts

(Req. # 03.10.71.000)

USDA United States Department of Agriculture  
Foreign Agricultural Service

UES  
Unified Export Strategy Online

Home Allocation Application Branded Companies Claims Reports Out Tools About UES Online Help Contact Us

Version: 12.3 Build: 9 Revision: 0 [Log Off](#)

You are here: UES > [Home](#) > Allocation > [Accounts](#)

**ACCOUNTS: Participant Select**

ACCOUNT BASICS FINANCIAL INFORMATION AGREEMENT

Please select a Participant. Select **GO** to continue to the Accounts Page

Participant:

## 4.1.8 Contingent Liability Transfer to Funds

(Req. # 03.12.55.022.c)

The screenshot shows the UES (Unified Export Strategy Online) web application interface. At the top left, the USDA logo is displayed with the text "United States Department of Agriculture" and "Foreign Agricultural Service". At the top right, the UES logo is shown with the text "Unified Export Strategy Online". Below the header is a navigation menu with links: Home, Allocation, Application, Branded Companies, Claims, Reports Out, Tools, About UES Online, Help, and Contact Us. The version information "Version: 12.3 Build: 9 Revision: 0" and a "Log Off" link are also present. The breadcrumb trail reads "You are here: UES > Home > Allocation > Contingent Liability Transfer to Funds". The main content area is titled "MAP Contingent Liability Transfer to Funds : Participant Select" and contains two tabs: "MAP CONTINGENT LIABILITY TRANSFER TO FUNDS" (selected) and "FMD CONTINGENT LIABILITY TRANSFER TO FUNDS". Below the tabs, there are two dropdown menus: "Participant:" with "ASTA" selected and "Program Year:" with "2005" selected. A "GO" button is located below the dropdowns.

### 4.1.9 Formula Backsheets

The system will provide output in the form of spreadsheet compatible stored procedure output that corresponds to Formula “Backsheets”. Outputs will look like and be compatible with spreadsheets.

## 4.2 Application

### 4.2.1 Mark Application Sufficient

(Req. # 03.12.55.005.c) Screen should also include a “Save All” option.

The screenshot displays the 'UES Application Review Checklist- 2007' interface. At the top, there is a header with the USDA logo and 'United States Department of Agriculture Foreign Agricultural Service' on the left, and the UES logo and 'Unified Export Strategy Online' on the right. Below the header is a navigation menu with items: Home, Allocation, Application, Branded Companies, Claims, Reports Out, Tools, About UES Online, Help, and Contact Us. The page version is '12.3 Build: 9 Revision: 0' and there is a 'Log Off' link. The breadcrumb trail reads 'You are here: UES > Home > Application > Mark Application Sufficient'. The main content area has a blue header 'UES Application Review Checklist- 2007' and instructions: 'All logged Applications were marked as Sufficient when they were saved, thus they are represented by checkmarks. Please review each Participant/Applicant herein and uncheck those whose Application is deemed as Insufficient (click the Participant/Applicant name to view the Sufficiency Check Report for more detailed information). An explanation or reason for rejection will be required for all Insufficient Applications.' Below this, it says 'Save your status determinations individually for each Participant with its corresponding <Save ...> option OR save all determinations at once with the <Save All> button at the bottom of the page.' There are two application entries, each with a checked checkbox and a 'Save' button. The first entry is for 'CCI-Cotton Council International' with Participant ID: CCI, Division: Field Crops and Forest Products Branch, and Status: Not Reviewed Yet. The second entry is for 'GENETIC-U.S. Livestock Genetics' with Participant ID: GENETIC, Division: Livestock and Seafood Products Branch0, and Status: Not Reviewed Yet. Both entries have a 'Reason for Rejection' field with up and down arrows.

### 4.3 Branded Companies

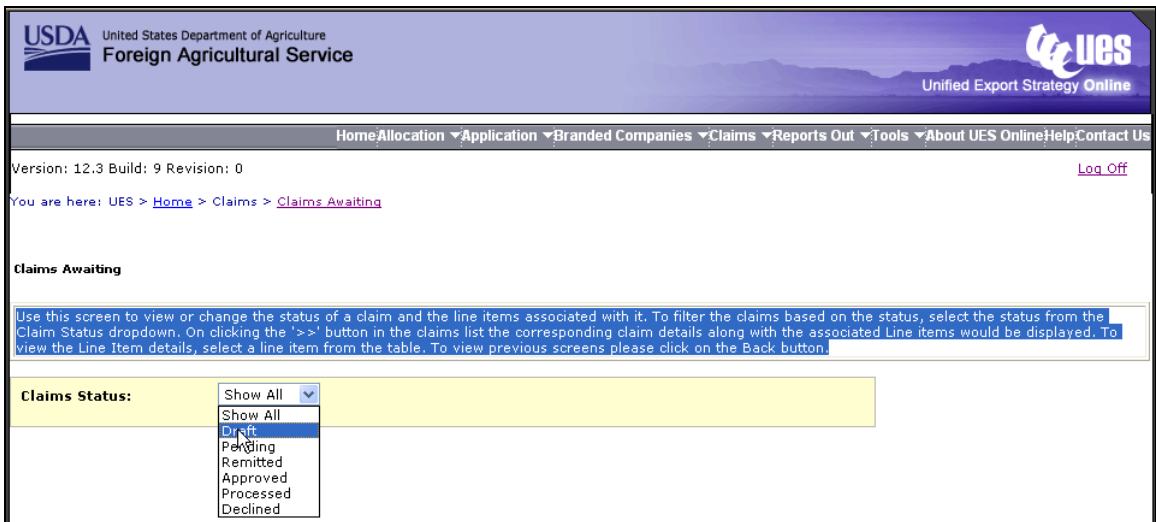
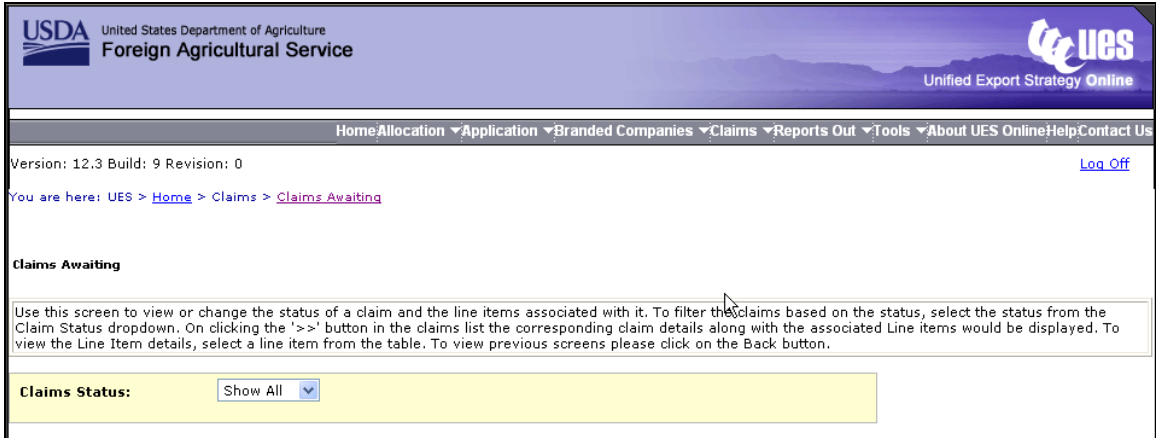
(Req. #07.04.17.000, 07.04.17.100, 07.04.17.004)

The screenshot displays the UES (Unified Export Strategy Online) interface. At the top left is the USDA logo with the text "United States Department of Agriculture Foreign Agricultural Service". At the top right is the UES logo with the text "Unified Export Strategy Online". Below the header is a navigation menu with items: Home, Application, Financials, Reports In, Reports Out, Proposals, Tools, About UES Online, Help, and Contact Us. The main content area is titled "Branded Companies" and includes a breadcrumb trail: "You are here: / Branded Companies / Branded Companies". Below the title, there is a message: "Please select an Branded Company to view its information. Click 'Add New' button to add new Branded Company". A yellow highlighted box contains the following information: "Participant: NPPB", "Application Year: 2007", and a search instruction: "Before entering a new Company, search against the beginning characters of the proposed new company name to make sure that it is not already in the system. View information for an existing Branded Company by selecting it from the companies currently in system. The list or the possible matches list. If there are no matches with Companies currently in the system, you can click on the 'add new' button to add a branded company:". Below this text is a search input field, a "SEARCH" button, and an "Add New" button. On the right side, there is a "My UES Online" sidebar with a login message: "UES Online requires that you login securely through USDA's eAuthentication system." Below this is a "Welcome, ParticipantUser1" message with a dropdown menu showing "NPPB" and a "Log Off" button. Further down, there is an "Other Actions" section with links for "View Attachments" and "Add a Foot Note". At the bottom of the page, there is a footer with various links: "FAS Home", "USDA.gov", "Economic Research Service (ERS)", "World Agricultural Outlook Board (WAOB)", "Trade Links", "FOIA", "Accessibility Statement", "Privacy Policy", "Non-Discrimination Statement", "Information Quality", "USA.gov", "White House", and "Site Map".



## 4.4 Claims

### 4.4.1 Claims Awaiting



**Search for a claim(s)**

Claim ID:

Claim No.:

Program:

Year:

Submitted Date:

	Claim ID	Claim No.	Program	Year	Participant	Claim Status	Submitted	Amount
	1	4088	MAP	1987	California AJAY Fruit Association	Approved	7/22/1968 12:00:00 AM	\$3121
	2	6700	MAP	1989	Aliquam Erat Volutpat	Approved	7/22/1968 12:00:00 AM	\$3124
	3	8900	MAP	1989	Nam Bibendum Odiosapien	Declined	7/22/1968 12:00:00 AM	\$3231
	4	8908	EMP	1789	Hendrerit Ac Ipsum Cooperative	Draft	7/22/1968 12:00:00 AM	\$1311
	5	4354	EMP	1940	Ultricies Auctor Elementum	Declined	7/22/1968 12:00:00 AM	\$2303
	6	9898	FMD	1956	sldjfs	Approved	7/22/1968 12:00:00 AM	\$02398

**Claim Details**

Claim No.: 4088  
 Claim Type: Reimbursement  
 Program: MAP  
 Year: 1987  
 Participant: California AJAY Fruit Association  
 Claim Status\*:

Submitted: 07/22/1968  
 Received Date: 07/22/1968  
 Approved Date: 07/22/1968  
 Paid Date:   
 CCC Date:   
 Amount: \$3121  
 Comments:

**Claim Line Items**

	Line Item Number	Cost Category	Activity Code	Market	Market Spent in Amount	Comment
	1	Category 1	E06GX145	Aruba	5000	This is Comment 1
	2	Category 2	E06GX143	Antigua	5000	This is Comment 2

### 4.4.2 Claims Print SF116

	Plan Doc	Participant Short Name	Participant Name	Program Year	Program Name
>	5-364	AADM	Alaska Agricultural Development Agency	2005	EMP
>	5-1326	ASMI	Alaska Seafood Marketing Institute	2005	MPP

### 4.4.3 Claims Reset DSN

[Back to PPS Admin Functions Page](#)

Click on the links below to reset the DSN number back 1

Current MAP Disbur Schedule Number:	12285	<a href="#">Reset MAP Number Back 1</a>
Current FMD Disbur Schedule Number:	2513	<a href="#">Reset FMD Number Back 1</a>
Current EMP Disbur Schedule Number:	928	<a href="#">Reset EMP Number Back 1</a>
Current QSP Disbur Schedule Number:	290	<a href="#">Reset QSP Number Back 1</a>
Current TASC Disbur Schedule Number:	286	<a href="#">Reset TASC Number Back 1</a>

## 4.5 Reports Out

The screenshot displays the UES Reengineering Sample User Interface. At the top left is the USDA logo with the text "United States Department of Agriculture Foreign Agricultural Service". At the top right is the UES logo with the text "Unified Export Strategy Online". Below the header is a navigation menu with items: Home, Application, Financials, Reports In, Reports Out, Proposals, Tools, About UES Online, Help, and Contact Us. The "Reports Out" menu is open, showing a list of report types: Branded Companies, Sufficiency Check Report, Branded Company Report, PART Report, Program Ceiling Report, Allocation Balance Report, Allocation Balance Report by Program, Carryover Report by Program, Carryover Report by Participant, UES Application Report, Activity Plan Approval Report, and Contribution Detail Report. The main content area is titled "Branded Companies" and contains a search form with a text input field, a "SEARCH" button, and an "Add New" button. The search form also displays "Participant: NPPB" and "Application Year: 2007". On the right side, there is a "My UES Online" section with a login prompt, a "Welcome, ParticipantUser1" message, a dropdown menu showing "NPPB", and a "Log Off" button. Below this is an "Other Actions" section with links for "View Attachments" and "Add a Foot Note". At the bottom of the page, there is a footer with various links: FAS Home, USDA.gov, Economic Research Service (ERS), World Agricultural Outlook Board (WAOB), Trade Links, FOIA, Accessibility Statement, Privacy Policy, Non-Discrimination Statement, Information Quality, USA.gov, White House, and Site Map.

Note: Menu would include CPRs.

### 4.5.1 Branded Companies

(Req. #07.04.17.000, 07.04.17.100, 07.04.17.004)

### Add/Edit Branded Company

Note: Branded Company Kind (size) would be a mandatory field.


### 4.5.2 Sufficiency Check Report

### 4.5.3 Branded Company Report

Unified Export Strategy  
**FAS/UES**  
**Branded Company Status Report By Company**

	Year	Budget	Exempt	Expenses
<b>ABS Global, Inc.</b>				
<b>Australia</b> <b>Graduated</b>				
	1995	\$11,000.00	\$0.00	\$11,000.00
	1996	\$10,188.00	\$0.00	\$10,188.00
	1997	\$6,500.00	\$0.00	\$6,500.00
	1998	\$1,216.00	\$0.00	\$1,216.00
	1999	\$1,350.00	\$0.00	\$1,350.00
<b>Colombia</b> <b>Graduated</b>				
	1995	\$18,000.00	\$0.00	\$17,300.00
	1996	\$3,260.00	\$0.00	\$3,260.00
	1997	\$1,500.00	\$0.00	\$1,500.00
	1998	\$2,200.00	\$0.00	\$2,200.00
	2000	\$2,500.00	\$0.00	\$2,414.00
<b>Italy</b> <b>Graduated</b>				
	1995	\$3,334.00	\$0.00	\$3,334.00
	1997	\$4,334.00	\$0.00	\$2,384.00
	1998	\$4,334.00	\$0.00	\$4,334.00
	1999	\$2,000.00	\$0.00	\$2,000.00
	2000	\$4,000.00	\$0.00	\$890.73
<b>Ag-Link International, Inc.</b>				
<b>Brazil</b> <b>Graduated</b>				
	1994	\$4,000.00	\$0.00	\$4,000.00
	1995	\$2,000.00	\$0.00	\$2,000.00
	1996	\$2,000.00	\$0.00	\$2,000.00
	1997	\$1,600.00	\$0.00	\$1,600.00
	1998	\$3,500.00	\$0.00	\$3,500.00
<b>Mexico</b> <b>Graduated</b>				
	1994	\$1,000.00	\$0.00	\$1,000.00
	1995	\$2,000.00	\$0.00	\$2,000.00
	1996	\$2,000.00	\$0.00	\$2,000.00
	1997	\$1,500.00	\$0.00	\$1,500.00
	1998	\$3,417.00	\$0.00	\$3,417.00

### 4.5.4 PART Report

 <span style="float: right;">PART Report</span>														
Year	Count of All Activities Conducted / Count of Activities Supporting Small					Small Company Sales Aggregate Measures			Industry Strategic Planning Rating	Total Exports in Countries and Product Lines where MAP/FMD are expended (\$B)	% of All UES Constraint Measures Meeting Goal	Industry Investments in Export Promotions (\$M)	Participant Program Management Rating	Total Program
	Upper Income Countries	Upper Mid Income Countries	Lower Mid Income Countries	Lower Income Countries	Annual Totals	Actual Sales (\$M)	Count 1st Export Sale	Count Increased Sales > 20%						
1995	0 0	0 0	0 0	0 0	0 0	\$0	0	0		\$0		\$0		\$110
1996	0 0	0 0	0 0	0 0	0 0	\$0	0	0		\$0		\$0		\$110
1997	0 0	0 0	0 0	0 0	0 0	\$0	0	0		\$0		\$0		\$90
1998	140 0	92 0	123 0	38 0	393 0	\$0	0	0		\$0		\$0		\$90
1999	4,491 308	2,859 188	4,239 205	3,066 174	15,255 875	\$0	0	0		\$62	0%	\$0		\$90
2000	5,579 112	3,676 88	5,542 108	4,884 106	19,881 394	\$0	0	0		\$58	0%	\$0	0	\$90
2001	5,211 70	3,312 15	5,101 0	4,623 0	18,247 85	\$0	0	0		\$36	0%	\$0	0	\$90
2002	5,491 72	3,630 35	5,392 81	4,787 63	19,300 221	\$0	0	0		\$25	0%	\$0	0	\$100
2003	7,516 41	5,266 6	7,976 11	7,125 5	27,883 63	\$0	0	0		\$55	0%	\$0	0	\$135
2004	4,929 63	3,307 24	4,907 36	4,163 12	17,306 135	\$0	0	0		\$855	0%	\$0	0	\$149
2005	6,575 106	4,561 28	6,890 40	6,999 12	25,025 186	\$0	0	0		\$71	0%	\$0	0	\$240
2006	5,519 78	3,695 45	5,595 42	5,054 9	19,863 174	\$0	0	0		\$64	0%	\$0	0	\$51
2007	3,066 78	1,909 45	2,836 42	2,474 9	10,285 174	\$0	0	0		\$43	0%	\$0	0	\$148
2008	0 0	0 0	0 0	0 0	0 0	\$0	0	0		\$0	0%	\$0	0	\$0
2009	0 0	0 0	0 0	0 0	0 0	\$0	0	0		\$0	0%	\$0	0	\$0

### 4.5.5 Program Ceiling Report

Program	Program Year	Participant Name	Total Ceiling Amt	Total Expenses	Total Approved
MAP	1994	National Potato Promotion Board	\$2,241,500.00	\$0.00	\$1,069,148.22
		Totals for MAP 1994	\$2,241,500.00	\$0.00	\$1,069,148.22
MAP	1995	National Potato Promotion Board	\$1,910,000.00	\$0.00	\$1,527,742.65
		Totals for MAP 1995	\$1,910,000.00	\$0.00	\$1,527,742.65
MAP	1996	National Potato Promotion Board	\$1,435,000.00	\$0.00	\$1,208,198.24
		Totals for MAP 1996	\$1,435,000.00	\$0.00	\$1,208,198.24
MAP	1997	National Potato Promotion Board	\$1,674,984.00	\$0.00	\$1,391,549.31
		Totals for MAP 1997	\$1,674,984.00	\$0.00	\$1,391,549.31
MAP	1998	National Potato Promotion Board	\$1,989,005.00	\$1,989,005.00	\$1,857,877.02
		Totals for MAP 1998	\$1,989,005.00	\$1,989,005.00	\$1,857,877.02
MAP	1999	National Potato Promotion Board	\$1,580,000.00	\$1,583,364.00	\$1,487,956.58
		Totals for MAP 1999	\$1,580,000.00	\$1,583,364.00	\$1,487,956.58
MAP	2000	National Potato Promotion Board	\$1,700,000.00	\$1,700,000.00	\$1,700,000.00
		Totals for MAP 2000	\$1,700,000.00	\$1,700,000.00	\$1,700,000.00
MAP	2001	National Potato Promotion Board	\$1,769,780.00	\$1,769,780.00	\$1,739,861.01
		Totals for MAP 2001	\$1,769,780.00	\$1,769,780.00	\$1,739,861.01
MAP	2002	National Potato Promotion Board	\$2,014,715.00	\$2,014,715.00	\$2,014,715.00
		Totals for MAP 2002	\$2,014,715.00	\$2,014,715.00	\$2,014,715.00
MAP	2003	National Potato Promotion Board	\$2,822,319.00	\$2,822,319.00	\$2,718,080.85



### 4.5.6 Allocation Balance Report

Enter prompt values.

@program  @program

Set to Null

@end\_date  @end\_date

Please enter DateTime in format "yyyy-mm-dd hh:mm:ss".

Set to Null

Business Objects - ...

April 2007

<< < Today > >>

Su	Mo	Tu	We	Th	Fr	Sa
1	2	3	4	5	6	7
8	9	10	11	12	13	14
15	16	17	18	19	20	21
22	23	24	25	26	27	28
29	30					

OK

4.5.7 Allocation Balance report by Program

/ 1+ Main Report 100%

**FAS UES** Unified Export Strategy

### Allocation Balance Report by Program

Program/Year	Participant	Agreement	Status	Allocations	Cum Allocations	Expenses	Cum Expenses	Balance	Expired Funds	Cum Exp Funds	Expire Date	Calc Date	Yearly Bal
EMP 2001	NPPB	020	Open	\$120,000		\$100,249		\$19,751				19-Apr-2007	\$19,751
EMP 2002	NPPB	020	Open					\$0				19-Apr-2007	\$0
EMP 2003	NPPB	020	Open					\$0				19-Apr-2007	\$0
EMP 2004	NPPB	020	Open					\$0				19-Apr-2007	\$0
EMP 2005	NPPB	020	Open					\$0				19-Apr-2007	\$0
EMP 2006	NPPB	020	Open	\$314,000				\$314,000				19-Apr-2007	\$314,000
EMP 2007	NPPB	020	Open					\$0				19-Apr-2007	\$0
MAP 1991	NPPB	020	Closed	\$3,930,000	\$3,930,000	\$3,459,431	\$3,459,431	\$0	\$0	\$0	30-Sep-1994	19-Apr-2007	
MAP 1992	NPPB	020	Closed	\$5,600,000	\$9,530,000	\$4,303,822	\$7,763,253	\$0	\$0	\$0	30-Sep-1995	19-Apr-2007	
MAP 1993	NPPB	020	Closed	\$2,670,000	\$12,200,000	\$2,703,176	\$10,466,429	\$664,423	\$0	\$0	30-Sep-1996	19-Apr-2007	
MAP 1994	NPPB	020	Closed	\$1,020,000	\$13,220,000	\$1,069,148	\$11,535,577	\$156,680	\$9,384,660	\$9,384,660	30-Sep-1997	19-Apr-2007	
MAP 1995	NPPB	020	Closed	\$1,110,000	\$14,330,000	\$1,527,743	\$13,063,320	\$58,482			30-Sep-1998	19-Apr-2007	
MAP 1996	NPPB	020	Closed	\$585,000	\$14,915,000	\$1,208,198	\$14,271,518	\$0			30-Sep-1999	19-Apr-2007	
MAP 1997	NPPB	020	Closed	\$1,290,688	\$16,205,688	\$1,391,549	\$15,663,067	\$0			30-Sep-2000	19-Apr-2007	
MAP 1998	NPPB	020	Closed	\$1,574,946	\$17,780,633	\$1,857,877	\$17,520,944	\$0			30-Sep-2001	19-Apr-2007	
MAP 1999	NPPB	020	Closed	\$1,527,669	\$19,308,302	\$1,487,957	\$19,008,901	\$0			30-Sep-2002	19-Apr-2007	
MAP 2000	NPPB	020	Closed	\$1,625,396	\$20,933,698	\$1,700,000	\$20,708,901	\$0			30-Sep-2003	19-Apr-2007	
MAP 2001	NPPB	020	Closed	\$1,603,808	\$22,537,504	\$1,739,861	\$22,448,792	\$0			30-Sep-2004	19-Apr-2007	
MAP 2002	NPPB	020	Closed	\$1,985,036	\$24,522,540	\$2,014,715	\$24,463,477	\$0			30-Sep-2005	19-Apr-2007	
MAP 2003	NPPB	020	Closed	\$2,763,256	\$27,285,796	\$2,718,081	\$27,181,568	\$0			30-Sep-2006	19-Apr-2007	
MAP 2004	NPPB	020	Open	\$3,414,088	\$30,699,884	\$3,372,268	\$30,553,816	\$0	\$0	\$9,384,660	30-Sep-2007	19-Apr-2007	
MAP 2005	NPPB	020	Open	\$8,970,651	\$37,670,535	\$4,997,109	\$35,550,924	\$2,119,611	\$0	\$9,384,660	30-Sep-2008	19-Apr-2007	
MAP 2006	NPPB	020	Open	\$0	\$37,670,535	\$0	\$35,550,924	\$2,119,611	\$0	\$9,384,660	30-Sep-2009	19-Apr-2007	
MAP 2007	NPPB	020	Open	\$4,500,542	\$42,171,077	\$0	\$35,550,924	\$6,620,153	\$0	\$9,384,660	30-Sep-2010	19-Apr-2007	
OSP 2001	NPPB	012	Open	\$50,000		\$18,962		\$31,038				19-Apr-2007	\$31,038
OSP 2002	NPPB	012	Open	\$110,000		\$57,383		\$52,617				19-Apr-2007	\$52,617
OSP 2003	NPPB	012	Open	\$180,000		\$58,175		\$101,825				19-Apr-2007	\$101,825
OSP 2004	NPPB	012	Open	\$215,000		\$141,830		\$73,170				19-Apr-2007	\$73,170
OSP 2005	NPPB	012	Open	\$400,000		\$202,026		\$197,974				19-Apr-2007	\$197,974
OSP 2006	NPPB	012	Open	\$478,000		\$4,145		\$473,855				19-Apr-2007	\$473,855
OSP 2007	NPPB	012	Open					\$0				19-Apr-2007	\$0
TCC 2002	NPPB	9	Open	\$54,000		\$54,000		\$0				19-Apr-2007	\$0
TCC 2003	NPPB	9	Open					\$0				19-Apr-2007	\$0
TCC 2004	NPPB	9	Open	\$95,000		\$85,272		\$9,728				19-Apr-2007	\$9,728
TCC 2005	NPPB	9	Open	\$75,000		\$36,323		\$38,677				19-Apr-2007	\$38,677
TCC 2006	NPPB	9	Open	\$30,000		\$10,464		\$19,536				19-Apr-2007	\$19,536
TCC 2007	NPPB	9	Open					\$0				19-Apr-2007	\$0

### 4.5.8 Carryover Report by Program Carryover Report by Participant

The screenshot displays a web application interface for a 'Carryover Report by Program'. On the left, a tree view shows a hierarchy of years: 1,994, 1,995, N, 1,996, 1,997, 1,998, 1,999, 2,000, 2,001, 2,002, 2,003, and 2,005. The main content area features a table with the following data:

Program	Year	Participant ID	Participant Name	Carryover Amount	Agreement Doc Nbr	Agreement Doc Nbr
MAP	1994	NPPB	National Potato Promotion Board	\$1,221,500.00	58	58
MAP	1995	NPPB	National Potato Promotion Board	\$800,000.00	58	58
MAP	1996	NPPB	National Potato Promotion Board	\$850,000.00	58	58
MAP	1997	NPPB	National Potato Promotion Board	\$384,296.00	58	58
MAP	1998	NPPB	National Potato Promotion Board	\$414,060.00	58	58
MAP	1999	NPPB	National Potato Promotion Board	\$52,331.00	58	58
MAP	2000	NPPB	National Potato Promotion Board	\$94,897.00	58	58
MAP	2001	NPPB	National Potato Promotion Board	\$185,974.00	58	58
MAP	2002	NPPB	National Potato Promotion Board	\$29,679.00	58	58
MAP	2003	NPPB	National Potato Promotion Board	\$59,063.00	58	58
MAP	2005	NPPB	National Potato Promotion Board	\$146,068.00	58	58

### 4.5.9 UES Application Report

Enter prompt values.

<b>Enter Participant ID:</b>	Participant ID
The value must be between 1 and 8 characters long.	
<input type="text"/>	
<b>Enter Application_Year:</b>	Application_Year
<input type="text"/>	
<b>Enter Plan State:</b>	Plan State
The value must be between 1 and 10 characters long.	
<input type="text" value="Current"/>	

Note: The plan state may not be relevant (depends on the implementation); it may be that an input date would be more relevant.

#### **4.5.10 Activity Plan Approval Report**

Guidance can be found in the legacy system version of this report.

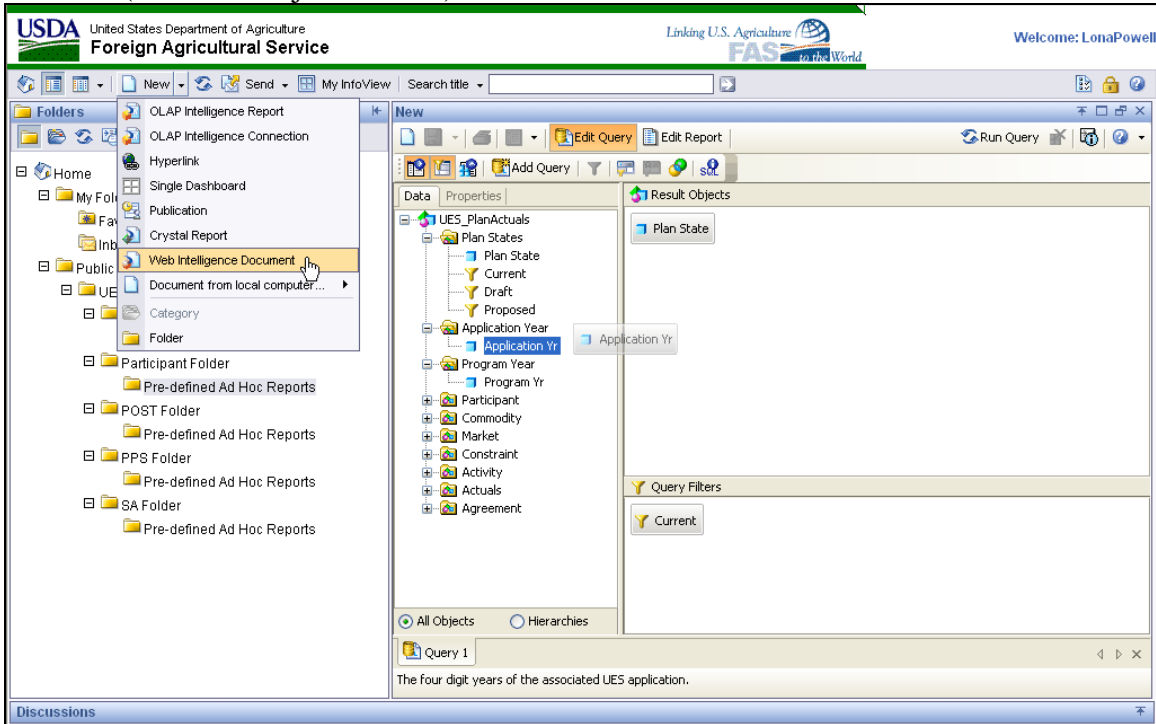
### 4.5.11 Contribution Detail Report

The screenshot displays the 'Contribution Detail Report' interface. At the top, there is a navigation bar with 'Main Report' and a 100% zoom level. The report title 'Contribution Detail Report' is centered. Below the title, a table header includes 'Cost Category', 'US Participant', 'US Industry', 'Federal State', 'Foreign 3rd Party', and 'Grand Totals'. A modal dialog box is overlaid on the report, titled 'Export Report - Microsoft Internet Explorer pro...'. The dialog has a 'File Format' dropdown set to 'Crystal Reports (RPT)' and a 'Page Range' section with radio buttons for 'All' (selected) and 'Pages:'. The 'Pages' section has 'From: 1' and 'To: 1' input fields. 'OK' and 'Cancel' buttons are at the bottom of the dialog. The report data is organized by year and category:

Year	Category	US Participant	US Industry	Federal State	Foreign 3rd Party	Grand Totals
2000	MAP	American Peanut Council				
		Totals for American Peanut Council				\$263,774.58
		Grand Totals for MAP				\$263,774.58
2001	MAP	Alaska Seafood Marketing Institute				
		CONSM	\$56,098.00			
		Totals for Alaska Seafood Marketing Institute	\$56,098.00			
2001	MAP	American Peanut Council				
		CONSM	\$169.53	\$262,710.80		
		Totals for American Peanut Council	\$169.53	\$262,710.80		

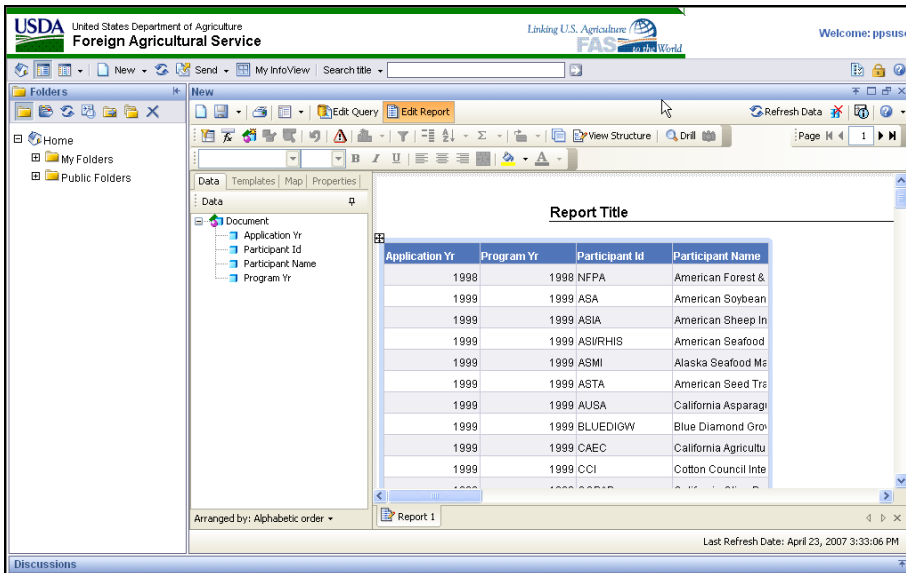
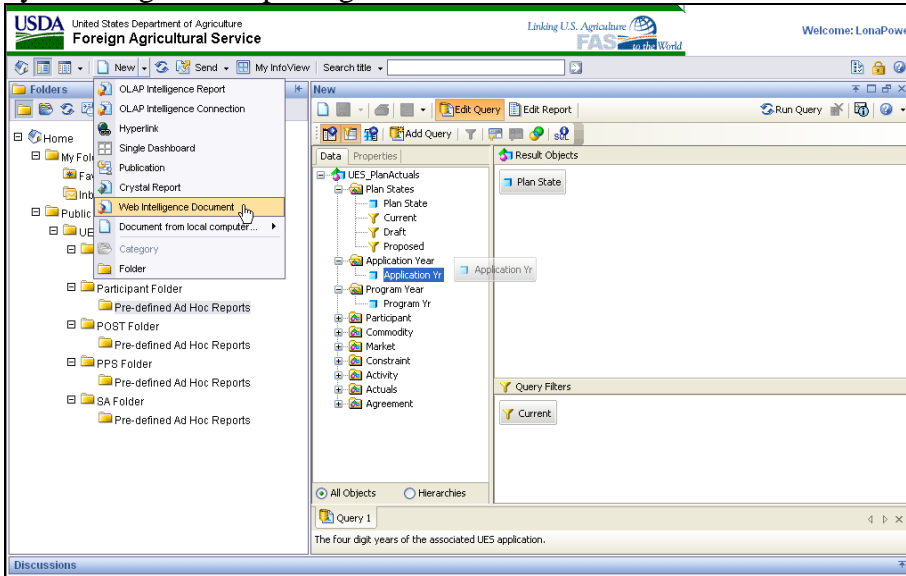
### 4.5.12 Ad hoc- UES Plan Actuals

This part of the interface will probably be provided by the integrated Reporting Tool software (Business Objects shown).



### 4.5.13 Ad-Hoc—UES Accounting

Example shown from Business Objects reporting software. Interface should be provided by the integrated Reporting tool.





## **4.6 Tools**

### **4.6.1 Preferences**

Screen unavailable

## **4.7 About UES Online**

TBD

## **4.8 Help**

TBD

## **4.9 Contact Us**

TBD

## 5 OTP Interface

### 5.1 Division Assessment

#### 5.1.1 Targeted Market Review

(Req. # 01.08.33.400, 01.08.33.424)

The screenshot shows the 'Targeted Market Selector' page. At the top left is the USDA logo and 'United States Department of Agriculture Foreign Agricultural Service'. At the top right is the 'UES Unified Export Strategy Online' logo. A navigation bar contains links: Home, Division Assessment, Agreement, Actuals, Evaluation, Proposals, Reports Out, Tools, About UES Online, and Help. Below the navigation bar, the breadcrumb path is 'You are here: UES / Home / Division Assessment / Targeted Market Review'. The main heading is 'Targeted Market Selector'. Below this is a text instruction: 'Please select the participant, application year, targeted market and click on the 'View' button to see the targeted market information.' The form area has a yellow background and contains three dropdown menus: 'Please Select a Participant:' with 'WTCW - World Trade Center Wisconsin' selected, 'Please Select an Application Year:' with '2006' selected, and 'Please Select a Targeted Market:' with 'US - ALLHS' selected. A 'View' button is located at the bottom right of the form. On the right side of the page, there is a 'My UES Online' box with a login message, the user name 'Welcome, lonapowell', version '12.10', build '4', and revision '0', and a 'Log Off' button. At the bottom of the page, there is a footer with various links: FAS Home, USDA.gov, Economic Research Service (ERS), World Agricultural Outlook Board (WAOB), Trade Links, FOIA, Accessibility Statement, Privacy Policy, Non-Discrimination Statement, Information Quality, USA.gov, White House, and Site Map.

#### 5.1.2 Constraint Review

(Req. # 01.10.43.302)

The screenshot shows the 'Constraint Selector' page. It has the same header and navigation as the previous screen. The breadcrumb path is 'You are here: UES / Home / Division Assessment / Constraint Selector'. The main heading is 'Constraint Selector'. Below this is a text instruction: 'Please select the participant, application year, targeted market, constraint and click on the 'View' button to see the Constraint information.' The form area has a yellow background and contains four dropdown menus: 'Please Select a Participant:' with 'UOM - University of Minnesota' selected, 'Please Select an Application Year:' with '2003' selected, 'Please Select a Targeted Market:' with 'CH - ALLHS' selected, and 'Please Select a Constraint:' with 'Creating A Data Base on China's Origin and Destination of Agricultural Trade: Un' selected. A 'View' button is located at the bottom right of the form. On the right side of the page, there is a 'My UES Online' box with a login message, the user name 'Welcome, lonapowell', version '12.10', build '4', and revision '0', and a 'Log Off' button. At the bottom of the page, there is a footer with various links: FAS Home, USDA.gov, Economic Research Service (ERS), World Agricultural Outlook Board (WAOB), Trade Links, FOIA, Accessibility Statement, Privacy Policy, Non-Discrimination Statement, Information Quality, USA.gov, White House, and Site Map.

United States Department of Agriculture  
Foreign Agricultural Service

UES  
Unified Export Strategy Online

Home | Division Assessment | Agreement | Actuals | Evaluation | Proposals | Reports Out | Tools | About UES Online | Help

You are here: UES / Home / Division Assessment / Constraint Selector / Constraint Review Detail

**Constraint Information**

This page allows to review EvaluationFindings and PostAssessment sections and edit/review DivisionAssessment section. To preview all, please click on **Preview All Sections** button.

**Constraint Definition:** Creating A Data Base on C...  
**Targeted Market:** CH  
**Application Year:** 2003  
 Last Modified: 03/16/2007

Basics | Performance Measure Specific | Activities | CPR Specific

Section	Data Exists
<a href="#">Evaluation and Findings</a>	
<a href="#">Post Assessment</a>	
<a href="#">Division Assessment</a>	

Preview All Sections

**My UES Online**  
 UES Online requires that you login securely through USDA's eAuthentication system.  
**Welcome, lonapowell**  
 Version: 12.10  
 Build: 4 Revision: 0  
 Log Off

FAS Home | USDA.gov | Economic Research Service (ERS) | World Agricultural Outlook Board (WAOB) | Trade Links | FOIA | Accessibility Statement | Privacy Policy | Non-Discrimination Statement | Information Quality | USA.gov | White House | Site Map

Note: “Recommendations”, “Success Stories”, and “Lessons Learned” are not shown.

### 5.1.3 Activity Budget

(Req. # 01.12.52.150)

The screenshot displays the UES (Unified Export Strategy) online interface. At the top, the USDA logo and 'United States Department of Agriculture Foreign Agricultural Service' are visible on the left, and the UES logo with 'Unified Export Strategy Online' is on the right. A navigation menu includes 'Home', 'Division Assessment', 'Agreement', 'Actuals', 'Evaluation', 'Proposals', 'Reports Out', 'Tools', 'About UES Online', and 'Help'. Below the menu, a breadcrumb trail reads 'You are here: UES / Home / Division Assessment / Activity Budget / Activity Budget Detail'. The main content area is titled 'Activity Review' and contains the instruction: 'To save the activity information, change the activity status and click 'Save' button.' The form includes fields for 'Activity Name', 'Program year', 'Constraint Title', and 'Targeted Market'. A tabbed interface shows 'Basics', 'Content', 'Funding', 'Joint', 'Events', and 'Budget' tabs, with 'Basics' currently selected. Under the 'Basics' tab, there is a 'Last Modified:' label, a 'Status \*' dropdown menu set to 'Submitted', and several text fields: 'Activity Title: Activity Name', 'Program/Year: MAP-2006', 'Type: Generic', 'Activity Code \*: 12345', and 'Activity Number: M06GX12345'. A 'Save' button is located at the bottom right of the form. On the right side of the page, a 'My UES Online' box provides login instructions, a welcome message for 'lonapowell', version information ('Version: 12.10', 'Build: 4', 'Revision: 0'), and a 'Log Off' button.

## Agreement

### 5.1.4 Accounts

(Req. # 03.10.71.000) Guidance can also come from legacy system screens in the MOS admin site.

The screenshot shows the 'Accounts' page for participant NPPB. The page header includes the USDA logo and 'Foreign Agricultural Service' on the left, and the 'UES Unified Export Strategy Online' logo on the right. A navigation menu contains: Home, Division Assessment, Agreement, Actuals, Evaluation, Proposals, Reports Out, Tools, About UES Online, and Help. The breadcrumb trail reads: You are here: UES / Home / Agreement / Accounts. The main content area has a sub-header 'Accounts' and a description 'View Accounts, Financial and Agreement Information'. Below this, it says 'ACCOUNTS: Participant Select' and shows three tabs: 'ACCOUNT BASICS', 'FINANCIAL INFORMATION', and 'AGREEMENT'. A prompt asks the user to 'Please select a Participant. Select GO to continue to the Accounts Page'. The 'Participant' dropdown is set to 'NPPB' and there is a 'GO' button. A 'My UES Online' sidebar on the right displays the user's name 'Welcome, lonapowell', version '12.10', build '4', and a 'Log Off' button. A footer contains various links including FAS Home, USDA.gov, ERS, WAOB, Trade Links, FOIA, Accessibility Statement, Privacy Policy, Non-Discrimination Statement, Information Quality, USA.gov, White House, and Site Map.

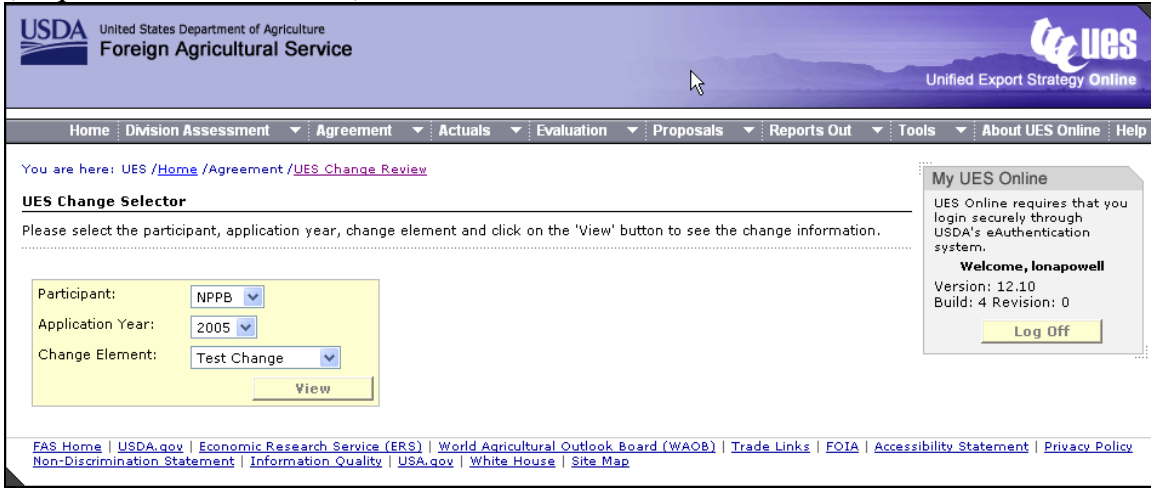
The screenshot shows the 'Accounts' page for participant ASMI. The layout is identical to the previous screenshot, but the 'ACCOUNTS' section is now 'ASMI'. The 'Participant' dropdown is empty, and there is a blue link that says 'SELECT ANOTHER PARTICIPANT'. Below this, there is a table titled 'Accounts Information' with the following data:

	Program	Type	Program Year	Status
>	MAP	Program	2006	Draft
>	FMD	Program	2007	Draft
>	TASC	ISI	2007	Draft
>	QSP	GBI	2007	Draft

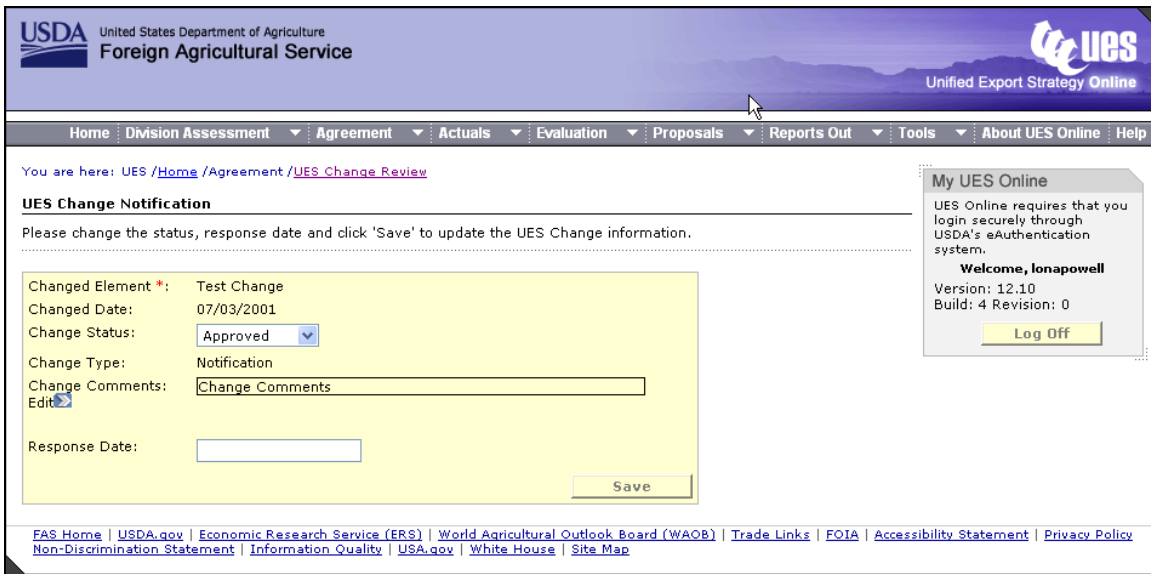
The rest of the page, including the navigation menu, sidebar, and footer, remains the same as in the previous screenshot.

### 5.1.5 UES Change Review

(Req. # 02.08.72.000 – 220)



The screenshot shows the UES Change Review interface. At the top, the USDA logo and 'Foreign Agricultural Service' are on the left, and the UES logo and 'Unified Export Strategy Online' are on the right. A navigation menu includes Home, Division Assessment, Agreement, Actuals, Evaluation, Proposals, Reports Out, Tools, About UES Online, and Help. The breadcrumb trail reads 'You are here: UES / Home / Agreement / UES Change Review'. The main heading is 'UES Change Selector' with the instruction: 'Please select the participant, application year, change element and click on the 'View' button to see the change information.' The form contains three dropdown menus: 'Participant' (NPPB), 'Application Year' (2005), and 'Change Element' (Test Change), followed by a 'View' button. A 'My UES Online' sidebar on the right displays the user's name 'lonapowell', version '12.10', build '4', and revision '0', with a 'Log Off' button. A footer contains various links including FAS Home, USDA.gov, ERS, WAOB, Trade Links, FOIA, Accessibility Statement, Privacy Policy, Non-Discrimination Statement, Information Quality, USA.gov, White House, and Site Map.



The screenshot shows the UES Change Notification interface. The header and navigation menu are identical to the previous screen. The breadcrumb trail is 'You are here: UES / Home / Agreement / UES Change Review'. The main heading is 'UES Change Notification' with the instruction: 'Please change the status, response date and click 'Save' to update the UES Change information.' The form contains several fields: 'Changed Element \*:' (Test Change), 'Changed Date:' (07/03/2001), 'Change Status:' (Approved), 'Change Type:' (Notification), 'Change Comments:' (Change Comments) with an 'Edit' link, and 'Response Date:' (empty). A 'Save' button is at the bottom right. The 'My UES Online' sidebar on the right is identical to the previous screen. The footer contains the same set of links as the previous screen.

## 5.2 Actuals

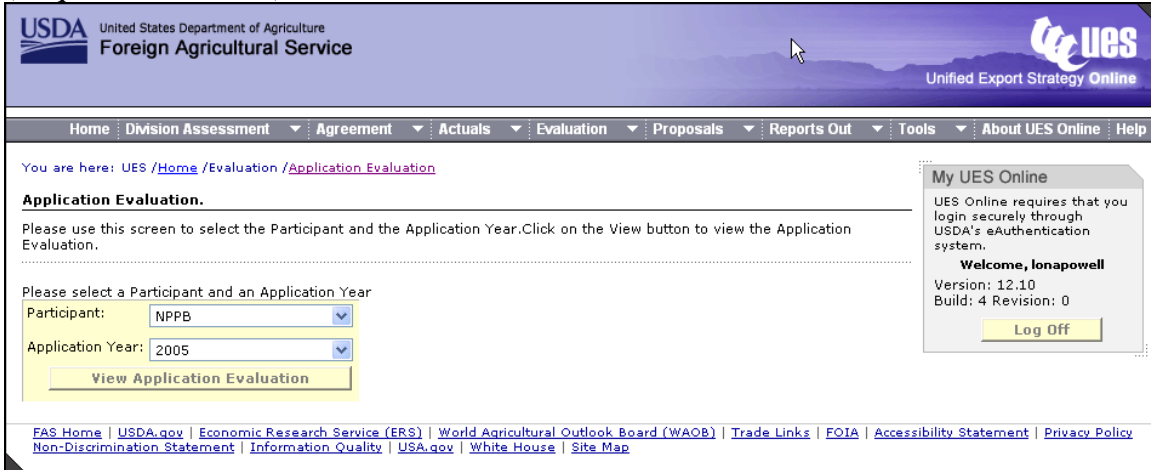
### 5.2.1 CPR Review

The Participant select box should include the Participant name, not just the acronym. CPR data is entered at the constraint level so the navigation would need to include a way to pick the constraint.

## 5.3 Evaluation

### 5.3.1 Application Evaluation

(Req. # 02.04.91.000)



USDA United States Department of Agriculture  
Foreign Agricultural Service

UES  
Unified Export Strategy Online

Home | Division Assessment | Agreement | Actuals | Evaluation | Proposals | Reports Out | Tools | About UES Online | Help

You are here: UES / Home / Evaluation / Application Evaluation

**Application Evaluation.**

Please use this screen to select the Participant and the Application Year. Click on the View button to view the Application Evaluation.

Please select a Participant and an Application Year

Participant: NPPB

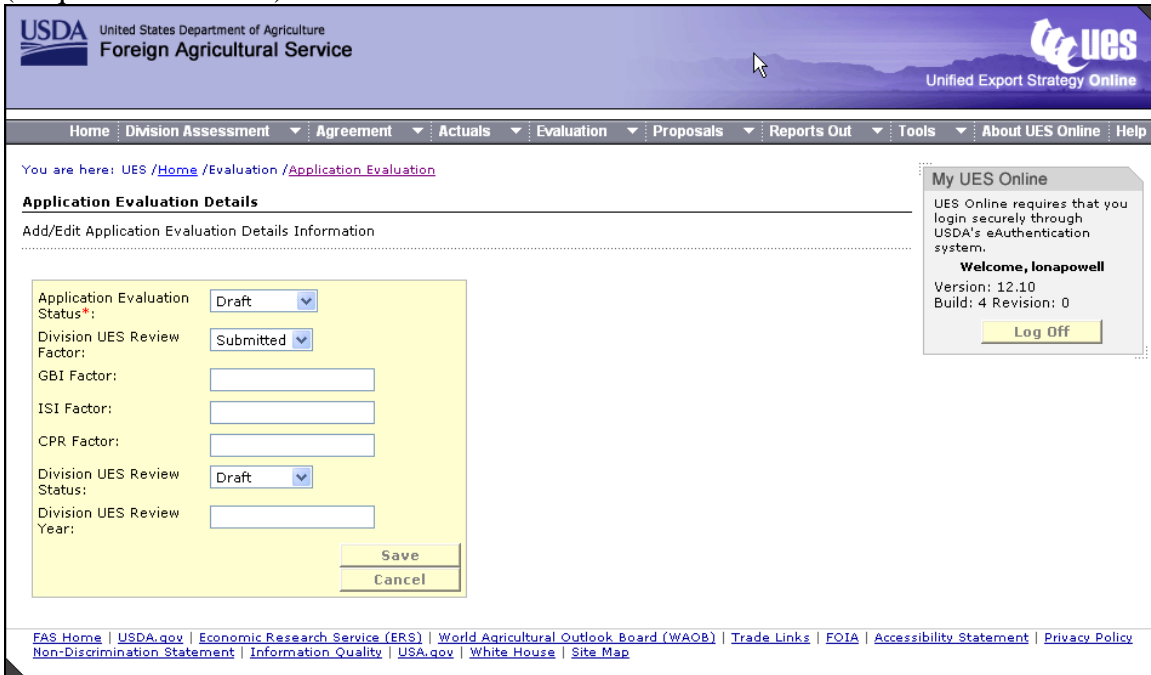
Application Year: 2005

View Application Evaluation

My UES Online  
UES Online requires that you login securely through USDA's eAuthentication system.  
**Welcome, lonapowell**  
Version: 12.10  
Build: 4 Revision: 0  
Log Off

FAS Home | USDA.gov | Economic Research Service (ERS) | World Agricultural Outlook Board (WAOB) | Trade Links | FOIA | Accessibility Statement | Privacy Policy  
Non-Discrimination Statement | Information Quality | USA.gov | White House | Site Map

(Req. # 02.04.91.000)



USDA United States Department of Agriculture  
Foreign Agricultural Service

UES  
Unified Export Strategy Online

Home | Division Assessment | Agreement | Actuals | Evaluation | Proposals | Reports Out | Tools | About UES Online | Help

You are here: UES / Home / Evaluation / Application Evaluation

**Application Evaluation Details**

Add/Edit Application Evaluation Details Information

Application Evaluation Status\*: Draft

Division UES Review Factor: Submitted

GBI Factor:

ISI Factor:

CPR Factor:

Division UES Review Status: Draft

Division UES Review Year:

Save  
Cancel

My UES Online  
UES Online requires that you login securely through USDA's eAuthentication system.  
**Welcome, lonapowell**  
Version: 12.10  
Build: 4 Revision: 0  
Log Off

FAS Home | USDA.gov | Economic Research Service (ERS) | World Agricultural Outlook Board (WAOB) | Trade Links | FOIA | Accessibility Statement | Privacy Policy  
Non-Discrimination Statement | Information Quality | USA.gov | White House | Site Map



### 5.3.2 Division UES Review

(Req. # 02.04.92.000)

United States Department of Agriculture  
Foreign Agricultural Service

Unified Export Strategy Online

Home | Division Assessment | Agreement | Actuals | Evaluation | Proposals | Reports Out | Tools | About UES Online | Help

You are here: UES / Home / Evaluation / Division UES Review

**CPR Review**  
Please use this screen to select the Participant and the Application Year. Click on the View button to view the CPR Information.

Year: 2006

**Division Participants**

Participant	Complete	Status	Submitted Date	
Aenean Aulputate Alor	✓	Draft		<a href="#">Submit</a>
Arem Bipsum Alor Association	✓	Absent		<a href="#">Submit</a>
Aconsectetuer Cadipiscing Alit	✓	Draft		<a href="#">Submit</a>
Apellentesque Dec Alectus	✓	Draft		<a href="#">Submit</a>

[UES Review Details](#)

**My UES Online**  
UES Online requires that you login securely through USDA's eAuthentication system.  
**Welcome, lonapowell**  
Version: 12.10  
Build: 4 Revision: 0  
[Log Off](#)

[FAS Home](#) | [USDA.gov](#) | [Economic Research Service \(ERS\)](#) | [World Agricultural Outlook Board \(WAOB\)](#) | [Trade Links](#) | [FOIA](#) | [Accessibility Statement](#) | [Privacy Policy](#)  
[Non-Discrimination Statement](#) | [Information Quality](#) | [USA.gov](#) | [White House](#) | [Site Map](#)

(Req. # 02.04.92.000)

United States Department of Agriculture  
Foreign Agricultural Service

Unified Export Strategy Online

Home | Division Assessment | Agreement | Actuals | Evaluation | Proposals | Reports Out | Tools | About UES Online | Help

You are here: UES / Home / Evaluation / Division UES Review / Division UES Review Details

**Division Evaluation Details**  
To view a category of information select the named Tab

CAFA: CPR: AJAY-fruit - INDIA

**Summary** | Funding | Criteria | Analysis

[Select a Participant](#)

Application Submitted Date: 02/01/2005  
Evaluation Complete: Yes  
Status: Draft  
Evaluation Submitted Date:  
Evaluation Submitted By:

	Requested	Recommended	Assessed	Average
MAP	\$165,500	\$185,500	UES Application and Marketing Plan	3.9
FMD	\$80,000	\$80,000	Results Oriented Management Processes	3
EMP	\$32,250	\$32,250	Overall	3.4
QSP	\$9,900	\$15,000		

[Submit](#) [Print Version](#)

**My UES Online**  
UES Online requires that you login securely through USDA's eAuthentication system.  
**Welcome, lonapowell**  
Version: 12.10  
Build: 4 Revision: 0  
[Log Off](#)

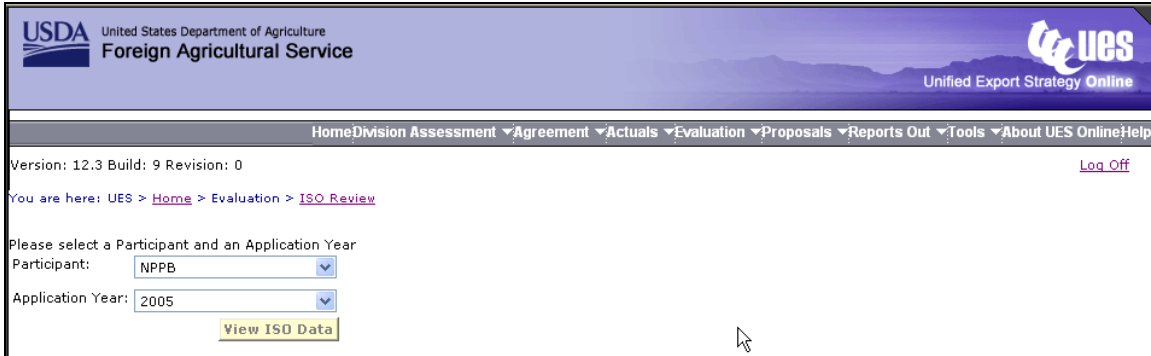
[FAS Home](#) | [USDA.gov](#) | [Economic Research Service \(ERS\)](#) | [World Agricultural Outlook Board \(WAOB\)](#) | [Trade Links](#) | [FOIA](#) | [Accessibility Statement](#) | [Privacy Policy](#)  
[Non-Discrimination Statement](#) | [Information Quality](#) | [USA.gov](#) | [White House](#) | [Site Map](#)





### 5.3.3 Strategic Executive Summary Review

(Req. # 01.04.13.130)



Note: Old name “ISO” needs to be replaced with “Strategic Executive Summary”. Participant select box needs to include the name as well as the acronym.



### 5.3.4 QSP Evaluation

(Req. # 02.04.93.000 – 2, 02.02.58.004)

The screenshot shows the top navigation bar with the USDA logo and 'Foreign Agricultural Service' on the left, and the 'UES Unified Export Strategy Online' logo on the right. A secondary navigation bar contains links: Home, Division Assessment, Agreement, Actuals, Evaluation, Proposals, Reports Out, Tools, About UES Online, and Help. Below this, the version information 'Version: 12.3 Build: 9 Revision: 0' and a 'Log Off' link are displayed. The breadcrumb trail reads 'You are here: UES > Home > Evaluation > QSP Evaluation'. The main content area prompts the user to 'Please select a Participant and an Application Year'. There are two dropdown menus: 'Participant' with 'NPPB' selected and 'Application Year' with '2005' selected. A 'View QSP Evalu' button is located at the bottom of the form.

Note: Participant select box needs to include the name as well as the acronym.

(Req. # 02.04.93.100)

This screenshot shows the 'QSP Evaluation' form. The top navigation and breadcrumb trail are identical to the previous screen. The page title is 'QSP Evaluation' and the description is 'Allows the user to enter/update QSP Evaluation information.' The form displays 'QSP Evaluation: Participant' and 'Year: 2005 Status: Draft'. There are three tabs: 'Basics' (selected), 'Criteria', and 'Review'. The 'Basics' tab contains a 'Last Modified: [MM/DD/YYYY]' field, a 'Project\*' dropdown menu with 'ProposalTest1' selected, a 'Limit' text input field with a note 'between \$15,000 or \$75,000.', and a 'Priority' dropdown menu with 'High' selected. A 'Save' button is at the bottom of the form. On the right side, there is a 'My UES Online' sidebar with a login notice, the user name 'Welcome, lonapowell', version information 'Version: 12.10 Build: 4 Revision: 0', and a 'Log Off' button. The footer contains a list of links: FAS Home, USDA.gov, Economic Research Service (ERS), World Agricultural Outlook Board (WAOB), Trade Links, FOIA, Accessibility Statement, Privacy Policy, Non-Discrimination Statement, Information Quality, USA.gov, White House, and Site Map.

## 5.4 Proposals

### 5.4.1 EMP Proposals

(Req. # 02.02.56.130)

The screenshot displays the UES Online interface for 'EMP Proposals Awaiting Sufficiency Review - 2007'. The page features a navigation menu at the top with options like Home, Division Assessment, Agreement, Actuals, Evaluation, Proposals, Reports Out, Tools, About UES Online, and Help. A breadcrumb trail indicates the user's location: UES / Home / Proposals / EMP Proposals. The main content area shows a table of proposals with columns for Participant ID, Commodity, Market, Proposal Title, Submitted Date, and Status. Each row includes an 'UPDATE STATUS' button. A sidebar on the right, titled 'My UES Online', provides a welcome message for user 'lonapowell' and includes a 'Log Off' button. The footer contains various links such as FAS Home, USDA.gov, and Privacy Policy.

Participant ID	Commodity	Market	Proposal Title	Submitted Date	Status	
CCI	BUTTR	ASEAN	This is a test EMP proposal	11/01/2006	Submitted	UPDATE STATUS
CPB	PRUNE	ASIA	This is a test2	11/15/2006	Submitted	UPDATE STATUS
TPC	AFATS	AF	This is another test	12/01/2006	Submitted	UPDATE STATUS
TPC	SEAFD	AF	EMP proposal for SEAFD	12/15/2006	Submitted	UPDATE STATUS

## 5.4.2 QSP Proposals

(Req. # 02.02.58.140)

The screenshot displays the UES (Unified Export Strategy Online) web application interface. At the top, there is a header with the USDA logo and the text "United States Department of Agriculture Foreign Agricultural Service" on the left, and the UES logo and "Unified Export Strategy Online" on the right. Below the header is a navigation menu with items: Home, Division Assessment, Agreement, Actuals, Evaluation, Proposals, Reports Out, Tools, About UES Online, and Help. A breadcrumb trail indicates the current location: "You are here: UES / Home / Proposals / QSP Proposals".

The main content area is titled "QSP Proposals Awaiting Sufficiency Review- 2007" and includes the instruction "Update QSP Proposals Status. Proposals are sorted in Participant Order". Below this is a table with the following data:

Participant ID	Commodity	Market	Proposal Title	Submitted Date	Status	
CCI	BUTTR	ASEAN	This is a test QSP proposal	11/01/2006	Submitted	UPDATE STATUS
CPB	PRUNE	ASIA	This is a test2	11/15/2006	Submitted	UPDATE STATUS
TPC	AFATS	AF	This is another test	12/01/2006	Submitted	UPDATE STATUS
TPC	SEAFD	AF	QSP proposal for SEAFD	12/15/2006	Submitted	UPDATE STATUS

On the right side of the interface, there is a "My UES Online" sidebar. It contains the text: "UES Online requires that you login securely through USDA's eAuthentication system." Below this, it says "Welcome, lonapowell" and "Version: 12.10 Build: 4 Revision: 0". At the bottom of the sidebar is a "Log Off" button.

At the bottom of the page, there is a footer with various links: "FAS Home", "USDA.gov", "Economic Research Service (ERS)", "World Agricultural Outlook Board (WAOB)", "Trade Links", "FOIA", "Accessibility Statement", "Privacy Policy", "Non-Discrimination Statement", "Information Quality", "USA.gov", "White House", and "Site Map".

### 5.4.3 TASC Proposals

(Req. # 02.02.57.140)

United States Department of Agriculture  
**Foreign Agricultural Service**

Unified Export Strategy Online

Home | 
 Division Assessment ▾ | 
 Agreement ▾ | 
 Actuals ▾ | 
 Evaluation ▾ | 
 Proposals ▾ | 
 Reports Out ▾ | 
 Tools ▾ | 
 About UES Online | 
 Help

You are here: [UES /Home /Proposals /TASC Proposals](#)

**TASC Proposals Awaiting Sufficiency Review - 2007**

Update TASC Proposals Status. Proposals are sorted in Participant Order

Participant ID	Commodity	Market	Proposal Title	Submitted Date	Status	
<a href="#">▶</a> CCI	BUTTR	ASEAN	This is a test TASC proposal	11/01/2006	Submitted	<a href="#">UPDATE STATL</a>
<a href="#">▶</a> CPB	PRUNE	ASIA	This is a test2	11/15/2006	Submitted	<a href="#">UPDATE STATL</a>
<a href="#">▶</a> TPC	AFATS	AF	This is another test	12/01/2006	Submitted	<a href="#">UPDATE STATL</a>
<a href="#">▶</a> TPC	SEAFD	AF	TASC proposal for SEAFD	12/15/2006	Submitted	<a href="#">UPDATE STATL</a>

**My UES Online**

UES Online requires that you login securely through USDA's eAuthentication system.

**Welcome, lonapowell**

Version: 12.10  
Build: 4 Revision: 0

[Log Off](#)

[FAS Home](#) | 
 [USDA.gov](#) | 
 [Economic Research Service \(ERS\)](#) | 
 [World Agricultural Outlook Board \(WAOB\)](#) | 
 [Trade Links](#) | 
 [FOIA](#) | 
 [Accessibility Statement](#) | 
 [Privacy Policy](#) | 
 [Non-Discrimination Statement](#) | 
 [Information Quality](#) | 
 [USA.gov](#) | 
 [White House](#) | 
 [Site Map](#)



## 5.5 Reports Out

(Req. # 05.04.00.000)

The screenshot displays the UES Reengineering Sample User Interface. At the top left, the USDA logo and text "United States Department of Agriculture Foreign Agricultural Service" are visible. On the top right, the UES logo and "Unified Export Strategy Online" are present. A navigation bar contains links for Home, Application, Financials, Reports In, Reports Out, Proposals, Tools, About UES Online, Help, and Contact Us. The "Reports Out" dropdown menu is open, listing various report types: Branded Companies, Sufficiency Check Report, Branded Company Report, PART Report, Program Ceiling Report, Allocation Balance Report, Allocation Balance Report by Program, Carryover Report by Program, Carryover Report by Participant, UES Application Report, Activity Plan Approval Report, and Contribution Detail Report. The main content area shows the "Branded Companies" section with a search form for "Participant: NPPB" and "Application Year: 2007". A "Log Off" button is visible in the "My UES Online" sidebar. The footer contains a list of links including FAS Home, USDA.gov, Economic Research Service (ERS), World Agricultural Outlook Board (WAOB), Trade Links, FOIA, Accessibility Statement, Privacy Policy, Non-Discrimination Statement, Information Quality, USA.gov, White House, and Site Map.

### 5.5.1 Branded Companies

(Req. #07.04.17.000, 07.04.17.100, 07.04.17.004)

The screenshot displays the UES Branded Companies interface. At the top, the USDA logo and 'United States Department of Agriculture Foreign Agricultural Service' are on the left, and the UES logo and 'Unified Export Strategy Online' are on the right. A navigation menu includes Home, Application, Financials, Reports In, Reports Out, Proposals, Tools, About UES Online, Help, and Contact Us. The breadcrumb trail reads 'You are here: / Branded Companies / Branded Companies'. The main heading is 'Branded Companies', followed by the instruction: 'Please select an Branded Company to view its information. Click 'Add New' button to add new Branded Company'. A yellow highlighted section contains the following text: 'Participant: NPPB', 'Application Year: 2007', and a paragraph explaining the search process. Below this text is a search input field, a 'SEARCH' button, and an 'Add New' button. On the right side, the 'My UES Online' section shows a login status for 'ParticipantUser1' with a dropdown menu set to 'NPPB', version information (12.10), and a 'Log Off' button. Below that, the 'Other Actions' section includes links for 'View Attachments' and 'Add a Foot Note'. The footer contains various links such as 'FAS Home', 'USDA.gov', 'Economic Research Service (ERS)', 'World Agricultural Outlook Board (WAOB)', 'Trade Links', 'FOIA', 'Accessibility Statement', 'Privacy Policy', 'Non-Discrimination Statement', 'Information Quality', 'USA.gov', 'White House', and 'Site Map'.

### 5.5.1.1 Add/Edit Branded Company

The screenshot displays the UES Reengineering Sample User Interface for adding or editing a branded company. The page features a header with the USDA logo and 'United States Department of Agriculture Foreign Agricultural Service' on the left, and the UES logo and 'Unified Export Strategy Online' on the right. A navigation menu includes links for Home, Application, Financials, Reports In, Reports Out, Proposals, Tools, About UES Online, Help, and Contact Us. The main content area is titled 'Branded Company Details' and includes a breadcrumb trail 'You are here: / Home / Branded Companies'. Below this, a message states 'Please enter Branded Company information to Add/Edit Branded Company.' The form is divided into a 'Basics' tab and contains the following fields: Participant (NPPB), Application Year (2007), Company Name\*, DUNS Number\*, Address 1\*, Address 2, City\*, State\*, Zip\*, Area Code, Phone, Fax, Promoted Product Name\*, Branded Company Status\* (Draft), Origin Percentage, Congressional District, Branded Company Kind (a dropdown menu currently set to 'Select'), and Branded Company Size Verification (a checkbox). A link labeled 'SELECT A BRANDED COMPANY' is visible in the top right of the form area. On the right side of the page, there is a 'My UES Online' section with a login message, a 'Welcome, lonapowell' message, a dropdown menu for the user (currently showing 'NPPB'), version information (Version: 12.10, Build: 4, Revision: 0), a 'Log Off' button, and an 'Other Actions' section with links for 'View Attachments' and 'Add a Foot Note'.

Note: Branded Company Kind (size) is mandatory and should be indicated as such on the screen.

## **5.5.2 Sufficiency Check Report**

(Req. # 05.04.00.500.a)

### 5.5.3 Branded Company Report

(Req. # 05.04.00.400)


The screenshot displays a web application interface for a 'Branded Company Status Report By Company'. The interface includes a navigation pane on the left with a list of companies, a main content area with a table of financial data, and a header with the FASUES logo and 'Unified Export Strategy'.

**Table: Branded Company Status Report By Company**

	Year	Budget	Exempt	Expenses
<b>ABS Global, Inc.</b>				
<b>Australia</b> <b>Graduated</b>				
	1995	\$11,000.00	\$0.00	\$11,000.00
	1996	\$10,188.00	\$0.00	\$10,188.00
	1997	\$6,500.00	\$0.00	\$6,500.00
	1998	\$1,216.00	\$0.00	\$1,216.00
	1999	\$1,350.00	\$0.00	\$1,350.00
<b>Colombia</b> <b>Graduated</b>				
	1995	\$18,000.00	\$0.00	\$17,300.00
	1996	\$3,260.00	\$0.00	\$3,260.00
	1997	\$1,500.00	\$0.00	\$1,500.00
	1998	\$2,200.00	\$0.00	\$2,200.00
	2000	\$2,500.00	\$0.00	\$2,414.00
<b>Italy</b> <b>Graduated</b>				
	1995	\$3,334.00	\$0.00	\$3,334.00
	1997	\$4,334.00	\$0.00	\$2,384.00
	1998	\$4,334.00	\$0.00	\$4,334.00
	1999	\$2,000.00	\$0.00	\$2,000.00
	2000	\$4,000.00	\$0.00	\$890.73
<b>Ag-Link International, Inc.</b>				
<b>Brazil</b> <b>Graduated</b>				
	1994	\$4,000.00	\$0.00	\$4,000.00
	1995	\$2,000.00	\$0.00	\$2,000.00
	1996	\$2,000.00	\$0.00	\$2,000.00
	1997	\$1,600.00	\$0.00	\$1,600.00
	1998	\$3,500.00	\$0.00	\$3,500.00
<b>Mexico</b> <b>Graduated</b>				
	1994	\$1,000.00	\$0.00	\$1,000.00
	1995	\$2,000.00	\$0.00	\$2,000.00
	1996	\$2,000.00	\$0.00	\$2,000.00
	1997	\$1,500.00	\$0.00	\$1,500.00
	1998	\$3,417.00	\$0.00	\$3,417.00

### 5.5.4 PART Report

(Req. # 05.04.00.900)

 <span style="float: right;">PART Report</span>														
Year	Count of All Activities Conducted / Count of Activities Supporting Small					Small Company Sales Aggregate Measures			Industry Strategic Planning Rating	Total Exports in Countries and Product Lines where MAP/FMD are expended (\$B)	% of All UES Constraint Measures Meeting Goal	Industry Investments in Export Promotions (\$M)	Participant Program Management Rating	Total Program
	Upper Income Countries	Upper Mid Income Countries	Lower Mid Income Countries	Lower Income Countries	Annual Totals	Actual Sales (\$M)	Count 1st Export Sale	Count Increased Sales > 20%						
1995	0	0	0	0	0	\$0	0	0		\$0		\$0		\$110
1996	0	0	0	0	0	\$0	0	0		\$0		\$0		\$110
1997	0	0	0	0	0	\$0	0	0		\$0		\$0		\$90
1998	140	92	123	38	393	\$0	0	0		\$0		\$0		\$90
1999	4,491 308	2,859 188	4,239 205	3,066 174	15,255 875	\$0	0	0		\$62	0%	\$0		\$90
2000	5,579 112	3,676 88	5,542 108	4,884 106	19,881 394	\$0	0	0		\$58	0%	\$0	0	\$90
2001	5,211 70	3,312 15	5,101 0	4,623 0	18,247 85	\$0	0	0		\$36	0%	\$0	0	\$90
2002	5,491 72	3,630 35	5,392 81	4,787 63	19,300 221	\$0	0	0		\$25	0%	\$0	0	\$100
2003	7,516 41	5,266 6	7,976 11	7,125 5	27,883 63	\$0	0	0		\$55	0%	\$0	0	\$135
2004	4,929 63	3,307 24	4,907 36	4,163 12	17,306 135	\$0	0	0		\$855	0%	\$0	0	\$149
2005	6,575 106	4,561 28	6,890 40	6,999 12	25,025 186	\$0	0	0		\$71	0%	\$0	0	\$240
2006	5,519 78	3,695 45	5,595 42	5,054 9	19,863 174	\$0	0	0		\$64	0%	\$0	0	\$51
2007	3,066 78	1,909 45	2,836 42	2,474 9	10,285 174	\$0	0	0		\$43	0%	\$0	0	\$148
2008	0	0	0	0	0	\$0	0	0		\$0	0%	\$0	0	\$0
2009	0	0	0	0	0	\$0	0	0		\$0	0%	\$0	0	\$0

### 5.5.5 Program Ceiling Report

(Req. # 05.04.00.919.c)

Program	Program Year	Participant Name	Total Ceiling Amt	Total Expenses	Total Approved
MAP	1994	National Potato Promotion Board	\$2,241,500.00	\$0.00	\$1,069,148.22
		Totals for MAP 1994	\$2,241,500.00	\$0.00	\$1,069,148.22
MAP	1995	National Potato Promotion Board	\$1,910,000.00	\$0.00	\$1,527,742.65
		Totals for MAP 1995	\$1,910,000.00	\$0.00	\$1,527,742.65
MAP	1996	National Potato Promotion Board	\$1,435,000.00	\$0.00	\$1,208,198.24
		Totals for MAP 1996	\$1,435,000.00	\$0.00	\$1,208,198.24
MAP	1997	National Potato Promotion Board	\$1,674,984.00	\$0.00	\$1,391,549.31
		Totals for MAP 1997	\$1,674,984.00	\$0.00	\$1,391,549.31
MAP	1998	National Potato Promotion Board	\$1,989,005.00	\$1,989,005.00	\$1,857,877.02
		Totals for MAP 1998	\$1,989,005.00	\$1,989,005.00	\$1,857,877.02
MAP	1999	National Potato Promotion Board	\$1,580,000.00	\$1,583,364.00	\$1,487,956.58
		Totals for MAP 1999	\$1,580,000.00	\$1,583,364.00	\$1,487,956.58
MAP	2000	National Potato Promotion Board	\$1,700,000.00	\$1,700,000.00	\$1,700,000.00
		Totals for MAP 2000	\$1,700,000.00	\$1,700,000.00	\$1,700,000.00
MAP	2001	National Potato Promotion Board	\$1,769,780.00	\$1,769,780.00	\$1,739,861.01
		Totals for MAP 2001	\$1,769,780.00	\$1,769,780.00	\$1,739,861.01
MAP	2002	National Potato Promotion Board	\$2,014,715.00	\$2,014,715.00	\$2,014,715.00
		Totals for MAP 2002	\$2,014,715.00	\$2,014,715.00	\$2,014,715.00
MAP	2003	National Potato Promotion Board	\$2,822,319.00	\$2,822,319.00	\$2,718,080.85

### 5.5.6 Allocation Balance Report

(Req. # 05.04.00.919.c)

Allocation Balance report by Program

Program/Year	Participant	Agreement	Status	Allocations	Cum. Allocations	Expenses	Cum. Expenses	Balance	Expired Funds	Cum. Exp. Funds	Expire Date	Calc Date	Yearly Bal
EBP 2001	NPPB	020	Open	\$120,000		\$100,249		\$19,751				19-Apr-2007	\$19,751
EBP 2002	NPPB	020	Open					\$0				19-Apr-2007	\$0
EBP 2003	NPPB	020	Open					\$0				19-Apr-2007	\$0
EBP 2004	NPPB	020	Open					\$0				19-Apr-2007	\$0
EBP 2005	NPPB	020	Open					\$0				19-Apr-2007	\$0
EBP 2006	NPPB	020	Open	\$314,000				\$314,000				19-Apr-2007	\$314,000
EBP 2007	NPPB	020	Open					\$0				19-Apr-2007	\$0
MAP 1991	NPPB	020	Closed	\$3,930,000	\$3,930,000	\$3,459,431	\$3,459,431	\$0	\$0	\$0	30-Sep-1994	19-Apr-2007	
MAP 1992	NPPB	020	Closed	\$5,600,000	\$9,530,000	\$4,303,822	\$7,763,253	\$0	\$0	\$0	30-Sep-1995	19-Apr-2007	
MAP 1993	NPPB	020	Closed	\$2,670,000	\$12,200,000	\$2,703,176	\$10,466,429	\$864,423	\$0	\$0	30-Sep-1996	19-Apr-2007	
MAP 1994	NPPB	020	Closed	\$1,020,000	\$13,220,000	\$1,068,148	\$11,535,577	\$156,680	\$9,384,660	\$9,384,660	30-Sep-1997	19-Apr-2007	
MAP 1995	NPPB	020	Closed	\$1,110,000	\$14,330,000	\$1,527,743	\$13,063,320	\$58,482			30-Sep-1998	19-Apr-2007	
MAP 1996	NPPB	020	Closed	\$685,000	\$14,915,000	\$1,208,198	\$14,271,518	\$0			30-Sep-1999	19-Apr-2007	
MAP 1997	NPPB	020	Closed	\$1,290,888	\$16,205,888	\$1,391,549	\$15,663,067	\$0			30-Sep-2000	19-Apr-2007	
MAP 1998	NPPB	020	Closed	\$1,574,945	\$17,780,833	\$1,857,877	\$17,520,944	\$0			30-Sep-2001	19-Apr-2007	
MAP 1999	NPPB	020	Closed	\$1,527,869	\$19,308,702	\$1,487,957	\$19,008,901	\$0			30-Sep-2002	19-Apr-2007	
MAP 2000	NPPB	020	Closed	\$1,625,396	\$20,933,698	\$1,700,000	\$20,708,901	\$0			30-Sep-2003	19-Apr-2007	
MAP 2001	NPPB	020	Closed	\$1,603,806	\$22,537,504	\$1,738,861	\$22,448,762	\$0			30-Sep-2004	19-Apr-2007	
MAP 2002	NPPB	020	Closed	\$1,985,038	\$24,522,540	\$2,014,715	\$24,463,477	\$0			30-Sep-2005	19-Apr-2007	
MAP 2003	NPPB	020	Closed	\$2,763,256	\$27,285,796	\$2,718,081	\$27,181,558	\$0			30-Sep-2006	19-Apr-2007	
MAP 2004	NPPB	020	Open	\$3,414,088	\$30,699,884	\$3,372,258	\$30,553,816	\$0	\$0	\$9,384,660	30-Sep-2007	19-Apr-2007	
MAP 2005	NPPB	020	Open	\$8,970,851	\$37,670,735	\$4,997,109	\$35,550,924	\$2,119,811	\$0	\$9,384,660	30-Sep-2008	19-Apr-2007	
MAP 2006	NPPB	020	Open	\$0	\$37,670,735	\$0	\$35,550,924	\$2,119,811	\$0	\$9,384,660	30-Sep-2009	19-Apr-2007	
MAP 2007	NPPB	020	Open	\$4,500,542	\$42,171,077	\$0	\$35,550,924	\$6,620,153	\$0	\$9,384,660	30-Sep-2010	19-Apr-2007	
MSP 2001	NPPB	012	Open	\$50,000		\$18,962		\$31,038				19-Apr-2007	\$31,038
MSP 2002	NPPB	012	Open	\$110,000		\$57,383		\$52,617				19-Apr-2007	\$52,617
MSP 2003	NPPB	012	Open	\$160,000		\$58,175		\$101,825				19-Apr-2007	\$101,825
MSP 2004	NPPB	012	Open	\$215,000		\$141,830		\$73,170				19-Apr-2007	\$73,170
MSP 2005	NPPB	012	Open	\$400,000		\$202,026		\$197,974				19-Apr-2007	\$197,974
MSP 2006	NPPB	012	Open	\$478,000		\$4,145		\$473,855				19-Apr-2007	\$473,855
MSP 2007	NPPB	012	Open					\$0				19-Apr-2007	\$0
TDC 2002	NPPB	9	Open	\$54,000		\$54,000		\$0				19-Apr-2007	\$0
TDC 2003	NPPB	9	Open					\$0				19-Apr-2007	\$0
TDC 2004	NPPB	9	Open	\$95,000		\$85,272		\$9,728				19-Apr-2007	\$9,728
TDC 2005	NPPB	9	Open	\$75,000		\$36,323		\$38,677				19-Apr-2007	\$38,677
TDC 2006	NPPB	9	Open	\$30,000		\$10,464		\$19,536				19-Apr-2007	\$19,536
TDC 2007	NPPB	9	Open					\$0				19-Apr-2007	\$0



### 5.5.7 Carryover Report by Program Carryover Report by Participant

(Req. # 05.04.00.919.c) (Appearance may depend on reporting tool)

The screenshot displays a web application interface for a 'Carryover Report by Program'. On the left, a tree view shows a hierarchy starting with 'MAP' and sub-items for years 1,994 through 2,005. The main content area features a table with the following columns: Program, Year, Participant ID, Participant Name, Carryover Amount, Agreement Doc Nbr, and Agr. The table contains 12 rows of data, all for the 'National Potato Promotion Board' (NPPB) under the 'MAP' program. A dropdown menu is open over the 'Participant Name' column, listing percentage values: 400%, 300%, 200%, 150%, 125%, 100%, 75%, 50%, and 25%. The 'Carryover Amount' column shows values ranging from \$146,068.00 to \$1,221,500.00. The 'Agreement Doc Nbr' is consistently 58 for all entries.

Program	Year	Participant ID	Participant Name	Carryover Amount	Agreement Doc Nbr	Agr
MAP	1994	NPPB	National Potato Promotion Board	\$1,221,500.00	58	
MAP	1995	NPPB	National Potato Promotion Board	\$800,000.00	58	
MAP	1996	NPPB	National Potato Promotion Board	\$850,000.00	58	
MAP	1997	NPPB	National Potato Promotion Board	\$384,296.00	58	
MAP	1998	NPPB	National Potato Promotion Board	\$414,060.00	58	
MAP	1999	NPPB	National Potato Promotion Board	\$52,331.00	58	
MAP	2000	NPPB	National Potato Promotion Board	\$94,897.00	58	
MAP	2001	NPPB	National Potato Promotion Board	\$185,974.00	58	
MAP	2002	NPPB	National Potato Promotion Board	\$29,679.00	58	
MAP	2003	NPPB	National Potato Promotion Board	\$59,063.00	58	
MAP	2005	NPPB	National Potato Promotion Board	\$146,068.00	58	

### **5.5.8 UES Application Report**

This should be an html version, with hyperlinks to sections, of the complete Plan that a participant submits for an application year.

### **5.5.9 Activity Plan Approval Report**

(Req. # 05.04.00.919.c) Legacy System report can be referred to for guidance.

### 5.5.10 Contribution Detail Report

(Req. # 05.04.00.919.c)

The screenshot displays a web browser window showing a 'Contribution Detail Report'. The browser's address bar shows 'Main Report' and '100%' zoom. The report title is 'Contribution Detail Report' under the 'Unified Export Strategy' logo. The report is organized into sections for the years 2000 and 2001, each with a 'MAP' (Marketing Assistance Program) category. A modal dialog box for exporting the report is open, allowing the user to choose the file format (Crystal Reports (RPT)) and the page range (All). The report table includes columns for 'Cost Category', 'US Participant', 'US Industry', 'Federal State', 'Foreign 3rd Party', and 'Grand Totals'. Data is provided for 'American Peanut Council' and 'Alaska Seafood Marketing Institute'.

Year	Category	US Participant	US Industry	Federal State	Foreign 3rd Party	Grand Totals
2000 - MAP	<b>American Peanut</b>					
	Totals for American Peanut Council					
	Grand Totals for MAP					
2001 - FMD	<b>American Peanut</b>					
	Totals for American Peanut Council					
	Grand Totals for FMD					
2001 - MAP	<b>Alaska Seafood Marketing Institute</b>					
	CONSM	\$56,098.00				
	Totals for Alaska Seafood Marketing Institute					
2001 - MAP	<b>American Peanut Council</b>					
	CONSM	\$169.53	\$262,710.80			
	Totals for American Peanut Council					

### 5.5.11 Ad-Hoc Reporting

Screen will depend on the COTS reporting tool.

## 5.6 Tools

### 5.6.1 User Accounts

Screen unavailable

### 5.6.2 Preferences

Screen unavailable

## 5.7 About UES

TBD

## 5.8 Help

TBD

## 6 UES Post Interface

### 6.1 Post Assessment

#### 6.1.1 Targeted Market Review

(Req. # 01.08.33.406)

(Req. # 01.08.33.406)

## 6.1.2 Constraint Review

(Req. # 02.04.00.102)

United States Department of Agriculture  
Foreign Agricultural Service

Unified Export Strategy Online

Home | Post Assessment | Actuals | Reports Out | Tools | About UES Online | Help | Contact Us

You are here: UES / Home / Post Assessment / Constraint Review

### Constraint Review - Selection Parameter Page

Please select in turn the Participant, Application Year, Market and Commodity, then click on the 'View' button to see the Constraint Information.

Participant: NPPB - National Potato Board

Application Year: 2005

Market: Black Market

Commodity: Corn

Constraint: Lack of money

View

My UES Online  
UES Online requires that you login securely through USDA's eAuthentication system.  
**Welcome, lonapowell**  
Version: 12.10  
Build: 4 Revision: 0  
Log Off

FAS Home | USDA.gov | Economic Research Service (ERS) | World Agricultural Outlook Board (WAOB) | Trade Links | FOIA | Accessibility Statement | Privacy Policy | Non-Discrimination Statement | Information Quality | USA.gov | White House | Site Map

(Req. # 02.04.00.102)

United States Department of Agriculture  
Foreign Agricultural Service

Unified Export Strategy Online

Home | Post Assessment | Actuals | Reports Out | Tools | About UES Online | Help | Contact Us

You are here: UES / Home / Post Assessment / Constraint Review

### Constraint Review - Selection Parameter Page

Please use this screen to view the Basic Constraint Information, Performance Measure Specifics Section, Activities Section and Post Review Section

Application Year: [year]

Basic Info | Performance Measure Specific | Activities | Post Review

Last Modified: [MM/DD/YYYY]

Please click on the section links to enter the content information. 'Division Assessment' and 'Recommendations' information is read only.

Section	Complete
<a href="#">Evaluation and Findings</a>	<input type="checkbox"/>
<a href="#">Post Assessment</a>	<input type="checkbox"/>
<a href="#">Division Assessment</a>	<input type="checkbox"/>

Preview All Sections

My UES Online  
UES Online requires that you login securely through USDA's eAuthentication system.  
**Welcome, lonapowell**  
Version: 12.10  
Build: 4 Revision: 0  
Log Off

FAS Home | USDA.gov | Economic Research Service (ERS) | World Agricultural Outlook Board (WAOB) | Trade Links | FOIA | Accessibility Statement | Privacy Policy | Non-Discrimination Statement | Information Quality | USA.gov | White House | Site Map

## 6.2 Actuals

### 6.2.1 Post Notifications

(Req. 3 04.04.84.000)

Version: 12.3 Build: 9 Revision: 0 [Log Off](#)

You are here: UES > [Home](#) > [Actuals](#) > [Post Notifications](#)

**Post Notification Summary Page**

Use this screen to view the Post Notifications summary. To view the details please click on the '>>' image.

Country	Location	Status
> Bahamas	Bahamas	Submitted
> Australia	Australia	Submitted
> Burma	Burma	Submitted

## 6.3 Reports Out

(Req. # 05.04.00.000)

Version: 12.10 Build: 4 Revision: 0 [Log Off](#)

You are here: / [Branded Companies](#) / [Branded Companies](#)

**Branded Companies**

Please select an Branded Company to view its information. Click 'Add New' to add a new Branded Company.

**Participant:** NPPB  
**Application Year:** 2007

Before entering a new Company, search against the beginning characters of the company name to make sure that it is not already in the system. View information for an existing Branded Company currently in system. The list or the possible matches list. If there are no matches with Companies currently in the system, you can click on the 'add new' button to add a branded company:

**Reports Out**

- Branded Companies
- Sufficiency Check Report
- Branded Company Report
- PART Report
- Program Ceiling Report
- Allocation Balance Report
- Allocation Balance Report by Program
- Carryover Report by Program
- Carryover Report by Participant
- UES Application Report
- Activity Plan Approval Report
- Contribution Detail Report

**My UES Online**

UES Online requires that you login securely through USDA's eAuthentication system.

Welcome, **ParticipantUser1**

NPPB

Version: 12.10  
Build: 4 Revision: 0

**Other Actions**

[View Attachments](#)  
[Add a Foot Note](#)

[FAS Home](#) | [USDA.gov](#) | [Economic Research Service \(ERS\)](#) | [World Agricultural Outlook Board \(WAOB\)](#) | [Trade Links](#) | [FOIA](#) | [Accessibility Statement](#) | [Privacy Policy](#) | [Non-Discrimination Statement](#) | [Information Quality](#) | [USA.gov](#) | [White House](#) | [Site Map](#)

### 6.3.1 Branded Companies

(Req. #07.04.17.000, 07.04.17.100, 07.04.17.004)

The screenshot displays the UES Branded Companies interface. At the top, the USDA logo and 'United States Department of Agriculture Foreign Agricultural Service' are on the left, and the UES logo and 'Unified Export Strategy Online' are on the right. A navigation menu includes Home, Application, Financials, Reports In, Reports Out, Proposals, Tools, About UES Online, Help, and Contact Us. The breadcrumb trail reads 'You are here: / Branded Companies / Branded Companies'. The main heading is 'Branded Companies', followed by the instruction: 'Please select an Branded Company to view its information. Click 'Add New' button to add new Branded Company'. A yellow highlighted section contains the form: 'Participant: NPPB', 'Application Year: 2007', and a search instruction: 'Before entering a new Company, search against the beginning characters of the proposed new company name to make sure that it is not already in the system. View information for an existing Branded Company by selecting it from the companies currently in system. The list or the possible matches list. If there are no matches with Companies currently in the system, you can click on the 'add new' button to add a branded company:'. The form includes a text input field, a 'SEARCH' button, and an 'Add New' button. On the right sidebar, 'My UES Online' shows the user 'ParticipantUser1' with a dropdown menu set to 'NPPB', version '12.10', build '4', and revision '0', along with a 'Log Off' button. Below this, 'Other Actions' includes links for 'View Attachments' and 'Add a Foot Note'. The footer contains various links: FAS Home, USDA.gov, Economic Research Service (ERS), World Agricultural Outlook Board (WAOB), Trade Links, FOIA, Accessibility Statement, Privacy Policy, Non-Discrimination Statement, Information Quality, USA.gov, White House, and Site Map.



### 6.3.1.1 Add/Edit Branded Company

**USDA** United States Department of Agriculture  
Foreign Agricultural Service

**UES**  
Unified Export Strategy Online

Home Application Financials Reports In Reports Out Proposals Tools About UES Online Help Contact Us

You are here: / Home / Branded Companies

#### Branded Company Details

Please enter Branded Company information to Add/Edit Branded Company.

**Participant:** NPPB  
**Application Year:** 2007

**Basics**

[SELECT A BRANDED COMPANY](#)

Company Name\*:

DUNS Number\*:

Address 1\*:

Address 2:

City\*:

State\*:

Zip\*:

Area Code:

Phone:

Fax:

Promoted Product Name\*:

Branded Company Status\*: Draft

Origin Percentage:

Congressional District:

Branded Company Kind:

Branded Company Size Verification:

**My UES Online**

UES Online requires that you login securely through USDA's eAuthentication system.

**Welcome, lonapowell**

Version: 12.10  
Build: 4 Revision: 0

**Other Actions**

[View Attachments](#)

[Add a Foot Note](#)

### 6.3.2 Branded Company Report

(Req. # 05.04.00.400)

Unified Export Strategy  
**FASUES**  
**Branded Company Status Report By Company**

	Year	Budget	Exempt	Expenses
<b>ABS Global, Inc.</b>				
<b>Australia</b> <b>Graduated</b>				
	1995	\$11,000.00	\$0.00	\$11,000.00
	1996	\$10,188.00	\$0.00	\$10,188.00
	1997	\$6,500.00	\$0.00	\$6,500.00
	1998	\$1,216.00	\$0.00	\$1,216.00
	1999	\$1,350.00	\$0.00	\$1,350.00
<b>Colombia</b> <b>Graduated</b>				
	1995	\$18,000.00	\$0.00	\$17,300.00
	1996	\$3,260.00	\$0.00	\$3,260.00
	1997	\$1,500.00	\$0.00	\$1,500.00
	1998	\$2,200.00	\$0.00	\$2,200.00
	2000	\$2,500.00	\$0.00	\$2,414.00
<b>Italy</b> <b>Graduated</b>				
	1995	\$3,334.00	\$0.00	\$3,334.00
	1997	\$4,334.00	\$0.00	\$2,384.00
	1998	\$4,334.00	\$0.00	\$4,334.00
	1999	\$2,000.00	\$0.00	\$2,000.00
	2000	\$4,000.00	\$0.00	\$890.73
<b>Ag-Link International, Inc.</b>				
<b>Brazil</b> <b>Graduated</b>				
	1994	\$4,000.00	\$0.00	\$4,000.00
	1995	\$2,000.00	\$0.00	\$2,000.00
	1996	\$2,000.00	\$0.00	\$2,000.00
	1997	\$1,600.00	\$0.00	\$1,600.00
	1998	\$3,500.00	\$0.00	\$3,500.00
<b>Mexico</b> <b>Graduated</b>				
	1994	\$1,000.00	\$0.00	\$1,000.00
	1995	\$2,000.00	\$0.00	\$2,000.00
	1996	\$2,000.00	\$0.00	\$2,000.00
	1997	\$1,500.00	\$0.00	\$1,500.00
	1998	\$3,417.00	\$0.00	\$3,417.00

### 6.3.3 PART Report

(Req. # 05.04.00.900 – 918)

Unified Export Strategy														
PART Report														
Year	Count of All Activities Conducted / Count of Activities Supporting Small					Small Company Sales Aggregate Measures			Industry Strategic Planning Rating	Total Exports in Countries and Product Lines where MAP/FMD are expended (\$B)	% of All UES Constraint Measures Meeting Goal	Industry Investments in Export Promotions (\$M)	Participant Program Management Rating	Total Program
	Upper Income Countries	Upper Mid Income Countries	Lower Mid Income Countries	Lower Income Countries	Annual Totals	Actual Sales (\$M)	Count 1st Export Sale	Count Increased Sales > 20%						
1995	0 0	0 0	0 0	0 0	0 0	\$0	0	0		\$0		\$0		\$110
1996	0 0	0 0	0 0	0 0	0 0	\$0	0	0		\$0		\$0		\$110
1997	0 0	0 0	0 0	0 0	0 0	\$0	0	0		\$0		\$0		\$90
1998	140 0	92 0	123 0	38 0	393 0	\$0	0	0		\$0		\$0		\$90
1999	4,491 308	2,859 188	4,239 205	3,066 174	15,255 875	\$0	0	0		\$62	0%	\$0		\$90
2000	5,579 112	3,676 88	5,542 108	4,884 106	19,881 394	\$0	0	0		\$58	0%	\$0	0	\$90
2001	5,211 70	3,312 15	5,101 0	4,623 0	18,247 85	\$0	0	0		\$36	0%	\$0	0	\$90
2002	5,491 72	3,630 35	5,392 81	4,787 63	19,300 221	\$0	0	0		\$25	0%	\$0	0	\$100
2003	7,516 41	5,266 6	7,976 11	7,125 5	27,883 63	\$0	0	0		\$55	0%	\$0	0	\$135
2004	4,929 63	3,307 24	4,907 36	4,163 12	17,306 135	\$0	0	0		\$855	0%	\$0	0	\$149
2005	6,575 106	4,561 28	6,890 40	6,999 12	25,025 186	\$0	0	0		\$71	0%	\$0	0	\$240
2006	5,519 78	3,695 45	5,595 42	5,054 9	19,863 174	\$0	0	0		\$64	0%	\$0	0	\$51
2007	3,066 78	1,909 45	2,836 42	2,474 9	10,285 174	\$0	0	0		\$43	0%	\$0	0	\$148
2008	0 0	0 0	0 0	0 0	0 0	\$0	0	0		\$0	0%	\$0	0	\$0
2009	0 0	0 0	0 0	0 0	0 0	\$0	0	0		\$0	0%	\$0	0	\$0

### 6.3.4 Program Ceiling Report

(Req. # 05.04.00.919.c)

Program	Program Year	Participant Name	Total Ceiling Amt	Total Expenses	Total Approved
MAP	1994	National Potato Promotion Board	\$2,241,500.00	\$0.00	\$1,069,148.22
		Totals for MAP 1994	\$2,241,500.00	\$0.00	\$1,069,148.22
MAP	1995	National Potato Promotion Board	\$1,910,000.00	\$0.00	\$1,527,742.65
		Totals for MAP 1995	\$1,910,000.00	\$0.00	\$1,527,742.65
MAP	1996	National Potato Promotion Board	\$1,435,000.00	\$0.00	\$1,208,198.24
		Totals for MAP 1996	\$1,435,000.00	\$0.00	\$1,208,198.24
MAP	1997	National Potato Promotion Board	\$1,674,984.00	\$0.00	\$1,391,549.31
		Totals for MAP 1997	\$1,674,984.00	\$0.00	\$1,391,549.31
MAP	1998	National Potato Promotion Board	\$1,989,005.00	\$1,989,005.00	\$1,857,877.02
		Totals for MAP 1998	\$1,989,005.00	\$1,989,005.00	\$1,857,877.02
MAP	1999	National Potato Promotion Board	\$1,580,000.00	\$1,583,364.00	\$1,487,956.58
		Totals for MAP 1999	\$1,580,000.00	\$1,583,364.00	\$1,487,956.58
MAP	2000	National Potato Promotion Board	\$1,700,000.00	\$1,700,000.00	\$1,700,000.00
		Totals for MAP 2000	\$1,700,000.00	\$1,700,000.00	\$1,700,000.00
MAP	2001	National Potato Promotion Board	\$1,769,780.00	\$1,769,780.00	\$1,739,861.01
		Totals for MAP 2001	\$1,769,780.00	\$1,769,780.00	\$1,739,861.01
MAP	2002	National Potato Promotion Board	\$2,014,715.00	\$2,014,715.00	\$2,014,715.00
		Totals for MAP 2002	\$2,014,715.00	\$2,014,715.00	\$2,014,715.00
MAP	2003	National Potato Promotion Board	\$2,822,319.00	\$2,822,319.00	\$2,718,080.85

### **6.3.5 Allocation Balance Report**

(Req. # 05.04.00.919.c)

### 6.3.6 Allocation Balance report by Program

(Req. # 05.04.00.919.c)

/ 1+ Main Report 100%

**FAS UES** Unified Export Strategy

#### Allocation Balance Report by Program

Program/Year	Participant	Agreement	Status	Allocations	Cum Allocations	Expenses	Cum Expenses	Balance	Expired Funds	Cum Exp Funds	Expire Date	Calc Date	Yearly Bal
EMP 2001	NPPB	020	Open	\$120,000		\$100,249		\$19,751				19-Apr-2007	\$19,751
EMP 2002	NPPB	020	Open					\$0				19-Apr-2007	\$0
EMP 2003	NPPB	020	Open					\$0				19-Apr-2007	\$0
EMP 2004	NPPB	020	Open					\$0				19-Apr-2007	\$0
EMP 2005	NPPB	020	Open					\$0				19-Apr-2007	\$0
EMP 2006	NPPB	020	Open	\$314,000				\$314,000				19-Apr-2007	\$314,000
EMP 2007	NPPB	020	Open					\$0				19-Apr-2007	\$0
MAP 1991	NPPB	020	Closed	\$3,930,000	\$3,930,000	\$3,459,431	\$3,459,431	\$0	\$0	\$0	30-Sep-1994	19-Apr-2007	
MAP 1992	NPPB	020	Closed	\$5,600,000	\$9,530,000	\$4,303,822	\$7,763,253	\$0	\$0	\$0	30-Sep-1995	19-Apr-2007	
MAP 1993	NPPB	020	Closed	\$2,670,000	\$12,200,000	\$2,703,176	\$10,466,429	\$664,423	\$0	\$0	30-Sep-1996	19-Apr-2007	
MAP 1994	NPPB	020	Closed	\$1,020,000	\$13,220,000	\$1,069,148	\$11,535,577	\$156,680	\$9,384,660	\$9,384,660	30-Sep-1997	19-Apr-2007	
MAP 1995	NPPB	020	Closed	\$1,110,000	\$14,330,000	\$1,527,743	\$13,063,320	\$58,482			30-Sep-1998	19-Apr-2007	
MAP 1996	NPPB	020	Closed	\$585,000	\$14,915,000	\$1,208,198	\$14,271,518	\$0			30-Sep-1999	19-Apr-2007	
MAP 1997	NPPB	020	Closed	\$1,290,688	\$16,205,688	\$1,391,549	\$15,663,067	\$0			30-Sep-2000	19-Apr-2007	
MAP 1998	NPPB	020	Closed	\$1,574,946	\$17,780,633	\$1,857,877	\$17,520,944	\$0			30-Sep-2001	19-Apr-2007	
MAP 1999	NPPB	020	Closed	\$1,527,669	\$19,308,302	\$1,487,957	\$19,008,901	\$0			30-Sep-2002	19-Apr-2007	
MAP 2000	NPPB	020	Closed	\$1,625,396	\$20,933,698	\$1,700,000	\$20,708,901	\$0			30-Sep-2003	19-Apr-2007	
MAP 2001	NPPB	020	Closed	\$1,603,808	\$22,537,504	\$1,739,861	\$22,448,792	\$0			30-Sep-2004	19-Apr-2007	
MAP 2002	NPPB	020	Closed	\$1,985,036	\$24,522,540	\$2,014,715	\$24,463,477	\$0			30-Sep-2005	19-Apr-2007	
MAP 2003	NPPB	020	Closed	\$2,763,256	\$27,285,796	\$2,718,081	\$27,181,568	\$0			30-Sep-2006	19-Apr-2007	
MAP 2004	NPPB	020	Open	\$3,414,088	\$30,699,884	\$3,372,268	\$30,553,816	\$0	\$0	\$9,384,660	30-Sep-2007	19-Apr-2007	
MAP 2005	NPPB	020	Open	\$6,970,651	\$37,670,535	\$4,997,109	\$35,550,924	\$2,119,611	\$0	\$9,384,660	30-Sep-2008	19-Apr-2007	
MAP 2006	NPPB	020	Open	\$0	\$37,670,535	\$0	\$35,550,924	\$2,119,611	\$0	\$9,384,660	30-Sep-2009	19-Apr-2007	
MAP 2007	NPPB	020	Open	\$4,500,542	\$42,171,077	\$0	\$35,550,924	\$6,620,153	\$0	\$9,384,660	30-Sep-2010	19-Apr-2007	
OSP 2001	NPPB	012	Open	\$50,000		\$18,962		\$31,038				19-Apr-2007	\$31,038
OSP 2002	NPPB	012	Open	\$110,000		\$57,383		\$52,617				19-Apr-2007	\$52,617
OSP 2003	NPPB	012	Open	\$180,000		\$58,175		\$101,825				19-Apr-2007	\$101,825
OSP 2004	NPPB	012	Open	\$215,000		\$141,830		\$73,170				19-Apr-2007	\$73,170
OSP 2005	NPPB	012	Open	\$400,000		\$202,026		\$197,974				19-Apr-2007	\$197,974
OSP 2006	NPPB	012	Open	\$478,000		\$4,145		\$473,855				19-Apr-2007	\$473,855
OSP 2007	NPPB	012	Open					\$0				19-Apr-2007	\$0
TCC 2002	NPPB	9	Open	\$54,000		\$54,000		\$0				19-Apr-2007	\$0
TCC 2003	NPPB	9	Open					\$0				19-Apr-2007	\$0
TCC 2004	NPPB	9	Open	\$95,000		\$85,272		\$9,728				19-Apr-2007	\$9,728
TCC 2005	NPPB	9	Open	\$75,000		\$36,323		\$38,677				19-Apr-2007	\$38,677
TCC 2006	NPPB	9	Open	\$30,000		\$10,464		\$19,536				19-Apr-2007	\$19,536
TCC 2007	NPPB	9	Open					\$0				19-Apr-2007	\$0

### 6.3.7 Carryover Report by Program Carryover Report by Participant

(Req. # 05.04.00.919.c)

The screenshot shows a software application window titled 'Main Report' with a zoom level of 100%. On the left is a tree view under 'MAP' containing years from 1994 to 2005. The main area displays a table titled 'Carryover Report by Program'. The table has the following data:

Program	Year	Participant ID	Participant Name	Carryover Amount	Agreement Doc Nbr	Agr
MAP	1994	NPPB	National Potato Promotion Board	\$1,221,500.00	58	
MAP	1995	NPPB	National Potato Promotion Board	\$800,000.00	58	
MAP	1996	NPPB	National Potato Promotion Board	\$850,000.00	58	
MAP	1997	NPPB	National Potato Promotion Board	\$384,296.00	58	
MAP	1998	NPPB	National Potato Promotion Board	\$414,060.00	58	
MAP	1999	NPPB	National Potato Promotion Board	\$52,331.00	58	
MAP	2000	NPPB	National Potato Promotion Board	\$94,897.00	58	
MAP	2001	NPPB	National Potato Promotion Board	\$185,974.00	58	
MAP	2002	NPPB	National Potato Promotion Board	\$29,679.00	58	
MAP	2003	NPPB	National Potato Promotion Board	\$59,063.00	58	
MAP	2005	NPPB	National Potato Promotion Board	\$146,068.00	58	

A dropdown menu is open over the 'Participant Name' column, showing a list of percentages: 25%, 50%, 75%, 100%, 125%, 150%, 200%, 300%, and 400%. The '100%' option is currently selected.

### 6.3.8 UES Application Report

Enter prompt values.

**Enter Participant ID:** Participant ID

The value must be between 1 and 8 characters long.

**Enter Application\_Year:** Application\_Year

**Enter Plan State:** Plan State

The value must be between 1 and 10 characters long.



### 6.3.9 Activity Plan Approval Report

(Req. # 05.04.00.919.c)

### 6.3.10 Contribution Detail Report

(Req. # 05.04.00.919.c)

The screenshot displays a web application interface for the 'Contribution Detail Report'. The browser window title is 'Export Report - Microsoft Internet Explorer pro...'. The report header includes 'FAS UES Unified Export Strategy' and 'Contribution Detail Report'. The table columns are: Cost Category, US Participant, US Industry, Federal State, Foreign 3rd Party, and Grand Totals. The data is organized by year (2000 and 2001) and category (MAP and FMD). A modal window for 'Export Report' is overlaid on the table, showing 'File Format: Crystal Reports (RPT)' and 'Page Range: All'. The table data includes entries for 'American Peanut Council' and 'Alaska Seafood Marketing Institute'.

Year	Category	US Participant	US Industry	Federal State	Foreign 3rd Party	Grand Totals
2000	MAP	American Peanut Council				
		Totals for American Peanut Council				
2001	FMD	American Peanut Council				\$263,774.58
		Totals for American Peanut Council				\$263,774.58
2001	MAP	Alaska Seafood Marketing Institute				
		Totals for Alaska Seafood Marketing Institute	\$56,098.00			
2001	MAP	American Peanut Council				
		Totals for American Peanut Council	\$169.53	\$262,710.80		

### 6.3.11 Country Summary Report

Screen unavailable. Guidance can be found in the legacy system report.

### 6.3.12 Ad hoc Reporting

Screen will depend on the integrated COTS reporting tool.

## 6.4 Tools

### 6.4.1 Manage Post

(Req. # 07.06.34.100)

The screenshot shows the 'Manage Post Information' screen in the UES system. The header includes the USDA logo and 'United States Department of Agriculture Foreign Agricultural Service' on the left, and the UES logo and 'Unified Export Strategy Online' on the right. A navigation menu at the top contains 'Home', 'Post Assessment', 'Actuals', 'Reports Out', 'Tools', 'About UES Online', and 'Help/Contact Us'. Below the menu, the version information 'Version: 12.3 Build: 9 Revision: 0' and a 'Log Off' link are displayed. The breadcrumb trail reads 'You are here: UES > Home > Tools > Manage Post'. The main heading is 'Manage Post Information', followed by the instruction 'The Post User can enter/update the Basic Overseas Post Information'. The form area is highlighted in yellow and contains the following fields: 'Post Name\*' (required), 'Post Phone', 'Post Email', and 'Post URL'. Below these is the 'Associated Countries \*' section, which features two lists: 'Available FAS Regions/Countries' and 'Current Countries Associated'. Between the lists are four directional buttons: '>>', '>', '<', and '<<'. A 'Save' button is located at the bottom right of the form area.

### 6.5 About UES

TBD

### 6.6 Help

TBD

### 6.7 Contact Us

TBD

## 7 SA Interface

The system will require System Administration screens which are not included in this document.