



**FSA**

---

## **Peanut Buyers and Handlers Program Guidelines**

---



**For Peanut Buyers and Handlers**

**UNITED STATES DEPARTMENT OF AGRICULTURE**  
Farm Service Agency Washington, DC 20250

All Peanut Buyers and Handlers:

The Agricultural Act of 2014 reauthorized marketing assistance loans (MAL's) and loan deficiency payments (LDP's) for peanuts for the 2014 through 2018 crop years.

To assist your company with handling the 2018-crop farmer stock peanuts, we have developed guidelines to prepare your automated peanut buying point systems. The guidelines are available on the Price Support Division website at: <http://www.fsa.usda.gov/programs-and-services/price-support/commodity-loans/non-recourse-loans/peanut-program/index>

Once the guidelines are opened, they can be printed.

The guidelines include instructions for completing the FSA-1007 template, paper and electronic warehouse receipt requirements, instructions for transmitting the FSA-1007 transmission file (MP1 file), the peanut premiums and discounts which will be used to calculate the value of the loan, the 2018 Price Table file, High Moisture Grade Conversions charts, policy for storage and in-handling, eligibility requirements of adjusted gross income (AGI) limitation and the \$125,000 payment limitation for MAL's, LDP's, as well as payments received under the newly authorized programs of Price Loss Coverage (PLC) and Agricultural Risk Coverage (ARC), and other valuable information to assist you in your peanut marketing activities.

In crop year 2015, FSA implemented new MAL software, Commodity Loan Processing System (CLPS). The guidelines provide helpful information and reporting from the CLPS system. We would like to emphasize that MAL's for peanuts will be determined based on the Warehouse Receipt and not the FSA-1007. However, we require a **DAILY** transmission of all 3 categories completed on the FSA-1007 with the additional data to continue to provide other information, reports, and shared data associated with the 2018-crop peanuts. Also, a quick reference guide has been included at the beginning of the guidelines to assist you in locating major changes for the 2018-crop year. Alphabetical indexes for the text portion as well as the exhibits are located at the beginning of the guidelines.

We appreciate your patience and continued cooperation in the implementation of the peanut price support program.

If you have any questions or are unable to obtain a copy of the guidelines online, please contact George Pryor, Price Support Division at (202) 690-4799, and a copy will be sent to you.

Sincerely,

/s/ George E. Pryor

George E. Pryor Peanut Price Support Program  
Specialist, Price Support Division

## Table of Contents

### 2018-Crop Guidelines for Peanut Marketing Activity

Text	Pages
Application Deadline/Loan Availability Period	2
Authentication Code Signature	4
Authorized Offsets	20
Authorized Signatures of Agents	22
Beneficial Interest	15
Buying Point Number	2
Buying Point Profiles (Updates are Required)	2
Calculating Receipt Loan Value	19
CCC-633EZ for LDP's	17
Commodity Assessments - Collection of Federal and State	22
Corrections	11
Deputy Administrator Commodity Operations (DACO) – FSA-1007 Requirements	5
End of Season Reconciliation	24
EWR Provider Contact Information	23
FSA-1007 – Completion Guidelines	6
FSA-1007 - High Moisture Conversion Requirements	9
FSA-1007 – Receipted Peanuts Only – Additional Requirements	8
FSA-1007 – Unreceipted/Stored Peanuts Only – Additional Requirements	8
FSA-1007 (Inspection Certificate and Calculation Worksheet)	3
FSA-1007 –Commercial Peanuts Only – Additional Requirements	8
FSA-1007 Transmission File (MPI File)	10
<b>SC-95</b> (Federal-State Inspection Service (FSIS) Peanut Inspection Notesheet)	2
In-Handling Charges and Grading and Inspection Rates	13
Loan Rates by Peanut Type	18
Loan Repayment	21
Loan Service Fee	20
Marketing Assistance Loans (MAL) and Loan Deficiency Payments (LDP)	15
Minimum Quality Standards	19
National Peanut Promotion Fee	21
Payment Limitation	16
PMP-DC Mandatory Test Transmission	10
Program Authority	1
Storage Credit	20
Technical Support	25
Warehouse Charges on Peanuts Forfeited to CCC	12
Warehousing and Warehouse Receipts	11
<b>Exhibit's</b>	
Ex: 1. USDA eAuthentication	26-27
Ex: 1.1 User Guide – Peanut Marketplace Program Data Collection	28-46
Ex: 2. Federal- State Inspection Service: Contact Information	47-49
Ex: 3.1, 3.2 & 3.3 Inspection Certificate and Calculation Worksheet	50-52
Ex: 4 Farmer Stock Conversion Charts	53-80
Ex: 4.1 HMC Transmission	81
Ex: 5 MPI Record Layout - FSA-1007 Inspection Certificate and Calculation worksheet Record Descriptor	82-84
Ex: 5.1 PMP-DC Upload File Layout	85
Ex: 7 ACH Vendor/Miscellaneous Payment Enrollment Form	88-89
Ex: 8 Peanut Discount Table	90
Ex: 9 Price Table Files (MAL Premiums and Discounts)	91-92

<b>Exhibit's (contd)</b>	<b>Pages</b>
Ex: 10 Lien Waiver ( CCC-679 )	93
Ex: 11 Loan Payments by Wire Transfer	94-95
Ex: 11.1 Wire Transfer Instructions	96-98
Ex: 12 Wire Transfer of Funds ( CCC-258 )	99
Ex: 13 Instructions to First Handlers for 2017 Crop Collections for the National Peanut Board and Promotion Assessment	100-103
Ex: 14 Designation of Agent - Peanut ( CCC-605-P, CCC-605P-1	104-106
Ex: 14.1 Designation of Subsequent Agent – Peanuts ( CCC-605-P-2 )	107-108
Ex: 15 Electronic Peanut Warehouse Receipts (EWR)	109-113
Ex: 16 Example of Loan Calculations	114-116
EX: 17 Peanut Handler Information	117-118

## **2018-CROP GUIDELINES FOR PEANUT MARKETING ACTIVITY**

### **Program Authority**

The regulations authorizing the peanut marketing assistance loan program are located at **7 CFR Part 1421** Marketing Assistance Loans (MALs) and Loan Deficiency Payments (LDPs). These regulations cover peanuts, pulse crops, wheat, feed grains, soybeans, and other oilseeds. The regulations authorizing 2014 and subsequent MAL and LDPs were published in the federal register on January 2, 2015, to incorporate the provisions of the Agricultural Act of 2014. There were two major changes in the 2014 Act:

- The average Adjusted Gross Income (AGI) provisions were simplified. Effective for 2014 and subsequent crop years, persons and legal entities must have an average AGI of \$900,000 or less
- Payment Limitation of \$125,000 for peanut MAL market loan gains and LDPs, which is combined with PLC (Price Loss Coverage) and ARC (Agricultural Risk Coverage) payments.

Section 740 of the Consolidated Appropriations Act, 2016, amended Section 166 of the Federal Agriculture Improvement and Reform Act of 1996. Beginning with the 2015 crop year MAL's, the Secretary shall provide commodity certificates under the same terms and condition as were in effect for the 2008 crop year for loans. Effective with the 2015 crop year MAL's, CCC will authorize the purchase of commodity certificates that must be immediately exchanged for outstanding nonrecourse marketing assistance loan (MAL) collateral by a producer or designated agent. Commodity Certificates can be purchased when the National Peanut Price (NPP) is lower than the loan rate and exchanged for the peanuts under loan, and are referred to as a Commodity Certificate Exchange (CCE). Utilizing CCE provides the lower purchase price, but is not attributed against a producer's payment limitation. Furthermore, AGI provisions do not apply to CCE.

Other regulations related to the marketing and program administration of the peanut program are found at:

- **7 CFR Part 1400** – Payment Limitation & Payment Eligibility
- **7 CFR Part 1405** - These regulations provide that the Commodity Credit Corporation will deduct from MAL proceeds for approved entities an amount equal to any assessment required under state or federal law to be paid by a producer who markets the commodity or by the first purchaser of the commodity.
- **7 CFR Part 996** - Establishment of Minimum Quality and Handling Standards for Domestic and Imported Peanuts Marketed in the U.S. and Termination of Peanut Marketing Agreement. These regulations provide the establishment of minimum quality and handling standards for domestic and imported peanuts marketed in the United States.
- **7 CFR Part 1216** - Peanut Promotion, Research, and Information Order. These regulations require all producers to pay a one percent assessment on all peanuts sold to the first handler. The first handler must collect and remit the assessment to the National Peanut Board (Board). The Board uses these funds to conduct generic programs of promotion, research, consumer information surveys, and many other projects requested by the industry.
- **7 CFR Parts 735** - Implementation of the U.S. Warehouse Act.
- **7 CFR Part 1425** - Cooperative Marketing Associations.

### **Application Deadline/Loan Availability Period**

Peanut MALs and LDPs are available to all eligible producers during the year following a normal harvest. All applications for peanut marketing assistance loans or LDPs must be made by **January 31, 2019** for the 2018 crop.

### **Handler Number**

Registered peanut handlers will continue to use their assigned handler number. New peanut handlers must register with the Price Support Division (PSD) to get a handler number to be used in marketing peanuts and transmitting data during the 2018 peanut marketing season. Complete Exhibit 17 to request the handler number. The request and supporting documentation can be emailed to [george.pryor@wdc.usda.gov](mailto:george.pryor@wdc.usda.gov).

### **Buying Point Number**

Buying points will continue to use previously assigned buying point numbers to identify the physical location of the buying point where the official farmers stock inspection is conducted. New buying points will continue to register with AMS to obtain a buying point number.

AMS's contacts are:

[Anthony Souza](mailto:tony.souza@ams.usda.gov), Associate Director of Federal-State Inspection at (209) 477-0123;  
[tony.souza@ams.usda.gov](mailto:tony.souza@ams.usda.gov)

Nate Tickner, Agricultural Marketing Service, Fruit and Vegetable Programs, Specialty Crop Inspection Division. (202) 690-0603; [Nate.Tickner@ams.usda.gov](mailto:Nate.Tickner@ams.usda.gov).

### **Buying Point Profiles (Updates are Required)**

All shellers are **REQUIRED** to update their sheller and affiliated buying point profile data and confirm their status for the **2018** crop year. Transmissions will **NOT** be activated until all profiles are updated. The sheller should update all sheller and buying point profiles by accessing <https://apps.fsa.usda.gov/pmp-web>. E-Authentication registration level 2 is necessary to access the website. Refer to the following link for information on <https://www.eauth.usda.gov/MainPages/index.aspx>

See Exhibits 1 and 1.1 for additional information and contact George Pryor at (202)690-4799 for additional assistance.

### **SC-95 (Federal-State Inspection Service (FSIS) Peanut Inspection Notesheet)**

AMS and FSIS will continue to use the SC-95 (**formerly FV-95**) to record the results of an official farmers stock peanut inspection. Handlers using the electronic grading system should follow the guidelines issued by AMS and FSIS. The lead alpha character for the **2018 crop SC-95 will be "C"**, as applicable.



## **SC-95 (Federal-State Inspection Service (FSIS) Peanut Inspection Notesheet) (Continued)**

**NOTE:** If the High Moisture Grade (HMG) process will be used at any buying point location, the producer or the designee, prior to beginning the official inspection, **MUST** inform the Federal State Inspector if the load of peanuts is to be graded under the HMG process.

**EXCEPTION:** No Valencia peanuts will be graded using the HMG process. Further, if SMK grade is less than 60%, the HMG charts should not be used.

### **FSA-1007 (Inspection Certificate and Calculation Worksheet)**

The official name of the FSA-1007 form is the Inspection Certification and Calculation Worksheet. In 2005, the FSA-1007 template was developed and approved for use by FSA, Price Support Division. The FSA-1007 was enhanced to also include HMG conversion in Section II. FSA/AMS will continue the use of this form during the 2018 crop year.

The results may be calculated and printed in dollars per ton or cents per pound when determining the value of the load. The required copies are as follows:

- Applicant
- FSIS
- Seller
- AMS, if applicable
- Other, if applicable

The official results of farmers stock inspection shall be recorded in Section I of the FSA-1007 form and will continue to require the signature of the FSIS inspector prior to transmission. Buying points shall generate a corresponding FSA-1007 for each load of peanuts delivered and inspected. If the producer, handler/sheller, and buying point agree that the HMG process will be used, the converted HMG should be placed in the applicable grade factor categories of marketing in Section II of the FSA-1007. If the HMG process is used, the HMG conversions factors should be transmitted to the Peanut Marketplace-Data Collection (PMP-DC) in Kansas City.

***IMPORTANT - Data on the FSA-1007 form, Section I (Inspection Certificate - Farmers Stock Peanuts) must be identical to data transferred from the SC-95 and the FSA-1007 data in the MP1 File (FSA-1007 Transmission File) transmitted to the PMP-DC. If it is not, then the data will not be correct for the buying point or the producer and will cause problems.***

There will continue to be three categories on the FSA-1007. **ALL** three Categories Commercial, Receipted, and Unreceipted/Stored **MUST** be transmitted **DAILY** to the PMP-DC. **Only the FSA/AMS OFFICIALLY assigned and issued FSA-1007 serial numbers are to be used.** FSA-1007 serial numbers will begin with the number "8" for the 2018 crop year. If additional numbers are needed, contact your state FSIS. It is imperative that all data be transmitted to the PMP-DC timely, for reporting purposes, accordingly a designation of marketing should be made within 72 hours and SC-95's should not be held.

NOTE: State FSIS offices should report the assigned FSA-1007 numbers and applicable buying points with associated sheller within 14 days after assignment.

### **FSA-1007 (Inspection Certificate and Calculation Worksheet) (Continued)**

Handler/buying point software should include a warning/block to prevent the use of FSA-1007 numbers not issued to a buying point location. **ONLY** the FSA-1007 numbers issued to a buying point by FSIS **MUST** be used at that location. This is a software requirement for PMP-DC capabilities only.

*Handler/buying point software must **NOT** allow any changes be made to the FSA-1007 after printing all of the applicable copies. This form should become a print **ONLY** form. Any changes/corrections would require a new FSA-1007 to be issued and the appropriate void or superseded FSA-1007 to be logged in the MP1 file for the applicable record. This is very important! **\*\*Please ensure your software does not allow changes to FSA-1007 AFTER printing and providing all copies.***

The proper applicant name and FSA issued handler number should be printed on the FSA-1007 in the applicable applicant name and number section.

All handlers/shellers and buying points are **REQUIRED** to use the FSA developed template form or a like version which **MUST** be approved by PSD. All FSA-1007 forms that will be used for the **2018 crop year** must be approved by PSD prior to use. If there have been no subsequent changes to the FSA-1007 form previously approved by PSD in 2005 or subsequent years, no further approval is necessary. **ONLY** submit new, changed or enhanced FSA-1007's forms for approval.

All copies of the approved FSA-1007 will need to be signed by the Federal State Inspector prior to transmission to the PMP-DC, if the authentication program is not in use in the state where the FSA-1007 is completed. Further, if the FSA-1007 is being used as a "Nut Weight Certificate", the Licensed Weigher **WILL** be required to sign all copies of the FSA-1007.

For peanuts that are returned to the farm for seed, **\*--DO NOT** process the FSA-1007 as "Unreceipted/Stored". SC-95's associated with the quantities returned to farm for seed shall be designated as "No Sale-Grade" and must be transmitted with an "S" flag in field 327 of the FSA-1007 record.--\*

### **Authentication Code Signature**

FSA and AMS have entered into an agreement to allow the use of authenticated signatures to be used on the FSA-1007. The authentication code should be placed in the MP1 file in positions 438-446.

**NOTES:** The use of the authenticated signature program is **NOT** mandatory in all states for the **2018 crop year**. All Federal State Supervisors interested in using this program for the **2018 crop year** should contact the Georgia, Federal State Inspection Service, (229) 432-7505.



## Deputy Administrator Commodity Operations (AMS) – FSA-1007 Requirements (Unchanged)

In accordance with the requirements issued by AMS, the FSA-1007 form provides the ability to indicate the information required of each weight certificate issued. The FSA-1007 form shall embody the following information within its written or printed terms, if applicable:

- a) The caption “United States Warehouse Act, Nut Weight Certificate.” This should be printed in the “Q. Remarks” section of the FSA-1007 form.
- b) Whether it is an original, a duplicate or other copy, and that it is **Not Negotiable**. The 4<sup>th</sup> copy of the FSA-1007 has been designated as an AMS copy and “**Not Negotiable**” is printed on the bottom of the form.
- c) The name and location of the warehouse in which the nuts are stored or are to be stored. This should be printed in the “Q. Remarks” section of the FSA-1007 form.
- d) Whether the nuts are weighed into or out of the warehouse. Indicate by checking the appropriate box on FSA-1007 form above Section II.
- e) The date of the certificate. This will be manually written next to the signature of the weigher referenced in item “i”.
- f) The consecutive number of the certificate. This should be printed in the bottom right corner of the FSA-1007 form. **NOTE:** Allow 11 characters spaces for this entry. It has come to our attention that this is not being followed consistently. Please truly make this a consecutive number through your software. This should either be the FSA-1007#, the receipt number of a number of STXXX000001, where ST is the state code of location and XXX is the county code of location.
- g) The gross, tare and net weight of the nuts. This will be printed in Section II of the FSA-1007 form.
- h) A statement that the certificate is issued by a weigher licensed under the United States Warehouse Act and the regulations thereunder and the signature of the weigher.

### Required Statement When Developing a FSA-1007 Form

"This certificate is issued by an inspector licensed under the United States Warehouse Act and the regulations thereunder."

This statement should be printed in the “Q. Remarks” section of the FSA-1007 form if the statement is not preprinted on the form.

- i) The signature of the weigher. The signature should appear in the “Q. Remarks” section of the FSA-1007 form under the statement referenced in item (h) with the date or in the signature block on the preprinted form.

**NOTE:** Notices relating to warehouse activity can be obtained by visiting:

<https://www.fsa.usda.gov/FSA/webapp?area=home&subject=coop&topic=con>

**FORM FSA-1007 SHALL BE COMPLETED USING THE FOLLOWING GUIDELINES:****FSA-1007 - Completion for All Loads of Farmers Stock Peanuts**

The following FSA-1007 form blocks must be completed for **all inspected peanuts**:

<b>FSA-1007 Block</b>	<b>Status</b>	<b>Remarks</b>
Farm Producer/Sheller's Name, St. & CO. Code and Farm No.	Unchanged	Required - Block 1
Buying Point No./Grading Point No. & Location	Unchanged	Required - Block 2
Computer Serial Number	Unchanged	Required - Block 3
Serial Number	Unchanged	Required; Block 4
Producer's Name & Share	Unchanged	Required. Producers shall be responsible to buying points/handlers for identifying each producer's share of peanuts being delivered. - Block 5
Section I: Inspection Certificate-Farmers Stock Peanuts	Unchanged	Required to complete all applicable fields in Section I. Block 6
Vehicle No.	Unchanged	Required - Block 7
Date Inspected	Unchanged	Required - Block 8
Inspection Memo No. (SC-95)	Unchanged	Required - Block 9
Type of Inspection	Unchanged	Required - Block 10
No. of Bags	Unchanged	Required - Block 11
Bulk	Unchanged	Required - Block 12
Type	Unchanged	Required - Block 13
Seg.	Unchanged	Required - Block 14
Crop Year	Unchanged	Required - Block 15
Time	Unchanged	Required - Block 16
Foreign Material	Unchanged	Requires Percent of Foreign Material only – Block 17. Dirt, Sticks, Rocks, Trash & Raisins, Other blocks are not required.
LSK	Unchanged	Required - Block 18
Moisture	Unchanged	Required - Block 19
SMK	Unchanged	Required - Block 20
Sound Split	Unchanged	Required - Block 21
SMK & SS	Unchanged	Required - Block 21A
Other Kernels	Unchanged	Required - Block 22
Damage	Unchanged	Required - Block 23
Total Kernels	Unchanged	Required - Block 24
Hulls	Unchanged	Required - Block 25
Total Kernels & Hulls (Exc. LSK)	Unchanged	Required - Block 26
Freeze Damage	Unchanged	Required - Block 27
Concealed RMD	Unchanged	Required - Block 28
Valencia: Cracked or Broken Shells	Unchanged	Required - Block 29
Valencia: Discolored Shells	Unchanged	Required - Block 30
Virginia: Fancy	Unchanged	Required - Block 31
Virginia: ELK	Unchanged	Required - Block 32
REMARKS	Unchanged	Required - Block 33

<b>FSA-1007 Block</b>	<b>Status</b>	<b>Remarks</b>
Applicant 1 - Applicant/Buyer's Name and No.	Unchanged	Required. - Block 34 Commercial/Receipted/Unreceipted-Stored – <b>MUST Print and use PSD issued handler number and applicable applicant name.</b>  New Handlers - Contact PSD George Pryor, for new handler number. Reference Exhibit 17
Applicant 2 - Applicant/Buyer's Name and No.	Unchanged	Required, if applicable. - Block 35
Applicant 3 - Applicant/Buyer's Name and No.	Unchanged	Required, if applicable. - Block 36
Warehouse Description and Bin No.	Unchanged	Optional – Block 37
Delivery Point, if not same as Whse	Unchanged	Optional – Block 38
Type of Storage	Unchanged	Required – Block 39
Weight Ticket No.	Unchanged	Required - Block 40
In or Out	Unchanged	Required by <b>AMS</b> – Block 40A
Section II – Calculation Worksheet: Items A through I	Unchanged	Required - Block 41

### **FSA-1007 - Additional Requirements for Commercial Peanuts Only**

Inspected peanuts delivered for commercial sale must complete all FSA-1007 form blocks described on the previous page through the Net Amount using the T. Commercial column only (Exhibit 3.1). The following guidelines must be followed:

<b>FSA-1007 Block</b>	<b>Status</b>	<b>Remarks</b>
Section II – Calculation Worksheet: Items J through P	Unchanged	Required-Block 41 - Values can be calculated in cents/pound or dollars/ton, as applicable.
T. Commercial Column	Unchanged	Required - Use Commercial Column to reflect purchases by commercial handlers.
Applicant No.	Unchanged	Required - Block 42
LBS. (Line G)	Unchanged	Required - Block 43
x line P	Unchanged	Required - Block 44
x %	Unchanged	Required - Block 45
Value of Segment	Unchanged	Required - Block 46
Deductions Items 1 through 8	Unchanged	Handlers are required to reflect all applicable deductions. Deduction No. 1 – Peanut Promotion Fee- Should be deducted for Commercial transactions Block 47. Deduction No. 2 – As applicable Blocks 48 - Deduction Nos. 3-8 -Optional. – Block 49.
Net Amount	Unchanged	Required – Block 50
Date Delivered for Immediate Sale	Unchanged	Block – 51
Consecutive number of certificate at bottom right hand corner	Unchanged	Required by <b>AMS</b> Block 52
Q. Remarks	Unchanged	Required by <b>AMS</b> , if Applicable – Block – 53



### **FSA-1007 - Additional Requirements for Receipted Peanuts Only**

Inspected and receipted peanuts may be offered as warehouse-stored loan collateral and must complete all FSA-1007 form blocks specified through Section II, Line I and place the net pounds in the S. Receipted column "LBS. (Line G)" block. This information will be transmitted with the FSA-1007 record to PMP-DC. Handlers electing to complete additional information through the Net Amount for receipted peanuts must use the Receipted column only (Exhibit 3.2), and follow the guidelines below:

<b>FSA-1007 Block</b>	<b>Status</b>	<b>Remarks</b>
Section II – Calculation Worksheet: Items J through P	Unchanged	Optional - Block 41- Values can be calculated in cents/pound or dollars/ton, as applicable.
S. Receipted Column	Unchanged	Use Receipted Column to reflect load of peanuts that may be offered as Loan Collateral or Receipted.
Applicant No.	Unchanged	Required - Block 42
LBS (Line G)	Unchanged	Required - Block 43
x line P; x %; Value of Segment	Unchanged	Optional. Marketing Assistance Loan Value will be calculated based on Warehouse Receipt. – Blocks 44, 45, and 46.
Deductions: Items 1 through 8	<b>Unchanged</b>	Optional Blocks 47 & 48. All deductions associated with loan peanuts <b>EXCEPT</b> cleaning and drying, custom harvesting, seed accounts and storage. (See Offsets) will <b>NOT</b> be handled by the County Office.
Net Amount	Unchanged	Optional - Block 49
Consecutive number of certificate at bottom right hand corner	Unchanged	Required by <b>AMS</b> – Block 50
Q. Remarks	Unchanged	Required by <b>AMS</b> if Applicable – Block – 51

**NOTE:** Producers must have a Peanut Warehouse Receipt, paper or electronic, to apply for a warehouse-stored marketing assistance loan.

### **FSA-1007 - Additional Requirements for Unreceipted/Stored Peanuts Only**

Inspected peanuts that may be Unreceipted/Stored must complete all FSA-1007 form blocks specified through Section II, Line I. Handlers electing to complete additional information for Unreceipted/Stored peanuts must use the R. Unreceipted/Stored column only (Exhibit 3.3) and follow the guidelines below:

<b>FSA-1007 Block</b>	<b>Status</b>	<b>Remarks</b>
Section II – Calculation Worksheet: Items J through P	Unchanged	Optional Block 41- Values can be calculated in cents/pound or dollars/ton, as applicable.
R. Unreceipted/Stored Column	Unchanged	Use Unreceipted/Stored Column to reflect a load of peanuts that may be stored by the warehouse.
<b>FSA-1007 Block</b>	<b>Status</b>	<b>Remarks</b>
Applicant No.	Unchanged	Required - Block 42
LBS (Line G)	Unchanged	Required - Block 43

x line P; x %; Value of Segment	Unchanged	Optional - Blocks 44, 45, and 46.
Deductions: Items 1 through 8	Unchanged	Not Required - Deductions Nos. 2-8. Blocks 47
Net Amount	Unchanged	Optional - Block 48
Consecutive number of certificate at bottom right hand corner	Unchanged	Required by <b>AMS</b> – Block 49
Q. Remarks	Unchanged	Required by <b>AMS</b> if Applicable – Block – 50

### **FSA-1007 - High Moisture Conversion**

If shellers/handlers and producers agree to use the HMG process the HMC grade percentages should be transmitted to the PMP-DC **not** the grades in Section I. HMC charts are in Exhibit 4. Exhibit 4.1 provides example of FSA-1007 with HMC grade and the HMC data transmission requirements.

<b>FSA-1007 Block</b>	<b>Status</b>	<b>Remarks</b>
<b>Section II – High Moisture Conversion %:</b>	Unchanged	<b>Applicable to High Moisture Conversion</b>
Seg.	Unchanged	Required - Block 14
Foreign Material	Unchanged	Required - Block 17
LSK	Unchanged	Required - Block 18
Moisture	Unchanged	Required - Block 19
SMK	Unchanged	Required - Block 20
Sound Splits	Unchanged	Required - Block 21
SMK & SS	Unchanged	Required - Block 21A
Other Kernels	Unchanged	Required - Block 22
Freeze Damage	Unchanged	Required - Block 27
Concealed RMD	Unchanged	Required - Block 28
Total Kernels	Unchanged	Required - Block 24
Damage	Unchanged	Required - Block 23
Hulls	Unchanged	Required - Block 25
Virginia: ELK	Unchanged	Required - Block 32
Virginia: Fancy	Unchanged	Required - Block 31
Total Kernels & Hulls (Exc. LSK)	Unchanged	Required - Block 26

**NOTE: ALL producers MUST be informed that the use of the High Moisture Grading (HMG) process is OPTIONAL.**



### **FSA-1007 Transmission File (MP1 File)**

Handlers/buying points must generate a FSA-1007 transmission file (MP1 file) with record length and data specified by FSA in Exhibit 5. The data contained in the MP1 file **MUST** be identical to the corresponding printed FSA-1007 form that has been verified and signed by the FSIS inspector. **ALL** categories (Commercial, Receipted, and Unreceipted/Stored) **MUST** be transmitted to the PMP-DC on a **DAILY** basis. The upload file layout is shown in Exhibit 5.1.

### **FSA-1007 Transmission File (MP1 File) (Continued)**

Handlers/buying points will be required to transmit all completed FSA-1007 records via MP1 file to the PMP-DC on a **daily** basis by following the FSA-issued instructions and procedures outlined in PMP-DC Guidelines in Exhibit 1.1. Duplicate FSA-1007 records must **NOT** be transmitted to the PMP-DC. Handlers must verify the status of their MP1 file transmissions by accessing PMP-DC and selecting "Incoming Files" from PMP Menu.

A new handler **must** contact George Pryor at 202-690-4 799 for technical assistance, with respect to obtaining a valid transmission ID and password before sending any files to the PMP-DC.

Procedures for voided FSA-1007's and void or 'no sale' SC-95's remain unchanged. In order to track the voided records and loads of peanuts that were designated as "No Sale", the peanut buying point software will continue using the Voided Reason Code field (field No. 327) to indicate "Voids" and "No Sales". The record must be transmitted with the MP1 file and at a minimum, must contain a valid FSA-1007 or SC-95 number, buying point number, crop year, and one of the following designations in the voided reason code (field No. 327) field:

- "V" = Void FSA-1007
- "F" = Void SC-95
- "S" = No Sale-Grade
- "M" = No Sale-Moisture
- "L" = No Sale-FM/LSK.

Do not process FSA-1007 records for SC-95's that are voided or designated as 'No Sale'. Include any "Void" and "No Sale" records with your MP1 file transmissions.

Handlers must ensure that the buying point has the capability to print an Inspection Note Summary and SC-95 Summary reports daily for the FSIS. Handlers must maintain a back-up system containing all processed FSA-1007 records and retain all backups throughout the marketing season.

### **PMP-DC - Mandatory Test Transmission**

Each site transmitting to the PMP-DC must transmit a **MANDATORY "TEST TRANSMISSION"** to the PMP-DC **BEFORE** sending any valid record for the applicable crop year. **Contact George Pryor at 202-690-4799, to verify that a successful test transmission was received at the PMP-DC. This should be completed prior to September 7, 2018.**

## **Corrections**

These correction instructions are very important to ensure accurate data and successful end-of-year reporting. All USDA agencies utilize this data in calculations and reporting to Congress. Handlers shall be responsible for the MP1 file transmissions of its affiliated buying points and must have the capability to correct transmission problems.

**Buying points must correct errors on the FSA-1007 form prior to transmission.** Corrections after MP1 file generation must be handled as follows:

- Corrections in Section I of a transmitted FSA-1007 record **MUST** use the procedures for supersede FSA-1007 upon approval by the FSIS inspector.
- All other corrections - will not be included in the MP1 transmission file when handled manually at the buying point.
- All corrections made using the supersede FSA-1007 procedures **MUST** be transmitted to PMP-DC.
- Notify FSIS of any corrections to the hard copy and transmitted FSA-1007 information.

There is no need to notify the county FSA office of any superseded FSA-1007 forms or to complete a FSA-1007 Peanuts (Correction) document for errors on the FSA-1007 form.

**NOTE: ALL hard copy FSA-1007 and transmitted files MUST match. NO corrections should be made to the hard copy without a matching VALID MP1 file transmission record.**

## **Warehousing and Warehouse Receipts**

Peanut Warehouse Receipts will be submitted to an approved Cooperative Marketing Association (CMA), Designated Marketing Association (DMA) or the county FSA office for obtaining a warehouse-stored marketing assistance loan. The FSA, Commodity Operations Division is responsible for approving peanut warehouses used to store loan collateral peanuts.

Further, it is **REQUIRED** that the buying point number be entered on the warehouse receipt. Commodity Operations Division will issue additional instructions for warehouse receipts. A list of CCC approved warehouses can be obtained by visiting:

[https://internet-dotnet.fsa.usda.gov/approved\\_whses/peanuts/approved\\_peanut\\_whses.asp](https://internet-dotnet.fsa.usda.gov/approved_whses/peanuts/approved_peanut_whses.asp)

### Warehouse Charges on Peanut Forfeited to CCC

The Agricultural Act of 2014 authorizes CCC to pay storage, handling, and other associated costs for all peanuts pledged for collateral during the 2014-2018 crop years that are subsequently forfeited to CCC.

If the MAL is not repaid within the nine month period, and the peanuts are subsequently forfeited to the CCC, storage charges will be handled as follows:

If storage was not paid on peanuts offered as collateral for MAL, the "Storage Paid Through" date shall be the same as the date of deposit. If using EWR, the "Storage Paid Through" date field shall be the same as "Storage Start Date" and is required. CCC will pay storage charges to the warehouse starting from the date of deposit (Storage Start Date) through final disposition. And a receivable will be created to bill and collect from the producer unpaid storage from the "Storage Start Date" to the day before "Date Documents Received".

If the receipt indicates that storage has been paid either through loan maturity or past the "Date Documents Received" date, a refund will be issued to the producer and storage to the warehouse will begin the day following the "Date Storage Paid Through".

The 2018 approved rates are provided in the following table:

State	Handling Rates (per ton)		Monthly Storage Rate
	Load- In Charges (when delivery requested by CCC)	Load-Out Charge	
Alabama	\$8.00 per ton	Up to \$20.00 per ton	\$2.71 per ton (daily storage rate is \$0.089)
Arkansas			
Florida			
Georgia			
Mississippi			
New Mexico			
North Carolina			
Oklahoma			
South Carolina			
Texas			
Virginia			

### **In-Handling Charges and Grading and Inspection Rates**

The Agricultural Act of 2014 authorizes CCC to pay handling and other associated costs (other than storage) incurred at the time the peanuts are placed under MAL for the 2014 through 2018 crop years. In-handling charges will be paid to the storing warehouse **MONTHLY**, unless transmission is submitted after the month-end cutoff, but prior to the third day of the month. It will then be a separate payment. Subsequently, the charges must be repaid when the MAL is redeemed. Shellers/Warehouses will receive a Peanut Load-In register each month. If you have specific questions about a transaction listed please contact George Pryor. There are reports that can be processed providing additional information.

Direct Deposit Sign-Up Form, (Standard Form-3881 ACH Vendor/Miscellaneous Payment Enrollment Form (Exhibit 7). All new submissions or changes will need to be submitted using this form. If there are no changes, the previous SF-1 199A or SF-3881, will remain in place. Provide all required information and have your financial institution complete and sign accordingly. If the information from the **2017** crop year did not change, a new form will not need to be submitted.

NOTE: New handlers please submit form SF-3881 (Exhibit 18) prior to beginning the season to ensure timely payments.

Upon completion, scan and email the form to George Pryor at [george.pryor@wdc.usda.gov](mailto:george.pryor@wdc.usda.gov)

The table below provides the **2018** crop approved rates:

State	Warehouse Charges and Grading and Inspection Rates
Alabama	\$36.65
Arkansas	\$37.50
Florida	\$35.70
Georgia	\$34.90
Mississippi	\$37.50
New Mexico	\$36.00
North Carolina	\$36.25
Oklahoma	\$38.10
South Carolina	\$37.50
Texas	\$37.10
Virginia	\$37.95

### **In-Handling Charges and Grading and Inspection Rates**

NOTE: The rates include a **\$30.00** load in charge plus the initial grading and inspection fee as determined by the physical location of the buying point where the official farmer's stock inspection was conducted. Since the receiving rate in the table includes the cost for grading the peanuts, the cost of this service is the warehouse operator's responsibility and **MUST** be paid **TIMELY** to AMS, Federal-State Inspection Service from the receiving fees.

## **Marketing Assistance Loans (MAL) and Loan Deficiency Payments (LDP)**

Producers may apply for MAL for farm-stored or warehouse-stored peanuts. Farm-stored loans may be certified or measured. To obtain a warehouse-stored loan, the issued paper or electronic warehouse receipt corresponding to the load of peanuts offered as loan collateral will be used when presented to the CMA, DMA or a county FSA office. Currently, one CMA and four DMAs have been approved to handle peanuts for the 2018 crop year.

For price support purposes, each warehouse receipt should represent farmers stock peanuts inspected in the same State. Eligible producers who produce and harvest peanuts can request a nine-month MAL or agree to forgo the MAL to obtain a LDP, if applicable. The MALs are issued based on the National loan rate for the specific type of peanut. There are four types of peanuts: (1) Virginia (2) Runner (3) Spanish and (4) Valencia. These loan rates may be adjusted for quality factors for Segregation I warehouse-stored peanuts.

With respect to peanuts that are placed under warehouse-stored MAL for the 2018 crop year, CCC will **NOT** reduce the loan rate for any unpaid storage. But, if the peanuts are forfeited to CCC, producers will be billed and CCC will collect from the producer any unpaid storage from the "Storage Start Date" to the day before "Date Documents Received". Also, an entry is required on all warehouse receipt in the "Storage Paid Through Date". If no storage has been paid, the "Storage Start Date" shall be entered.

CCC will pay handling and other associated costs (other than storage) when peanuts are placed in warehouse-stored MAL

**Note:** The handling and associated costs will be repaid to CCC and recovered at MAL redemption.

Producers may repay the MALs at a rate that is the lesser of the established loan rate plus interest or at an alternative repayment rate that will minimize potential forfeitures, minimize accumulation of stocks of peanuts by CCC, minimize the cost incurred by CCC to store loan peanuts, and allow the commodity to be marketed freely and competitively, both domestically and internationally.



## **Marketing Assistance Loans (MAL) and Loan Deficiency Payments (LDP) (continued)**

### **LDP Provisions**

A producer who is eligible to obtain a loan, but who agrees to forgo the loan, may obtain a LDP. The LDP rate equals the amount by which the applicable loan rate for the specific peanut type exceeds the national posted repayment rate. LDPs can be certified, or based on submitted acceptable production evidence when using Warehouse Receipts (Paper or EWR's).

LDPs must be requested on form CCC-633 EZ. Peanut Designated Marketing Associations will obtain the CCC-633EZ for their customers. Eligible producers must indicate their intentions by submitting a completed CCC-633 EZ, page 1 to their local FSA County Office before beneficial interest is lost and by the final loan availability date. Submitting CCC-633EZ, page 1, will allow producers with a beneficial interest in the peanuts to indicate their intentions and receiving of LDP when reporting acreage and allows producers to submit an LDP request for benefits at any time during the MAL/LDP availability period as long as the producer still has beneficial interest in the commodity. The CCC-633 EZ, Page 2 must be signed and submitted by the producer after the peanuts have been harvested in order to request a LDP payment. LDPs are assignable and not subject to premiums or discounts. The basic LDP rate is the rate in effect on the date the LDP request is received in the County Office.

LDPs may be requested through the eLDP system and processed as:

- Farm-stored
- Warehouse-stored
- Sold/Delivered or Fed
- Open Storage
- EWR.

**Note:** The eLDP system allows the County FSA office to process eLDP requests for individual producers as well as LDP requests from peanut CMA's and DMA's.

### **Beneficial Interest**

Producers **MUST** have beneficial interest in the peanuts at the time of the request to obtain a MAL or LDP. To obtain MAL or LDP, producers must maintain beneficial interest in the commodity at the time of request. CCC has determined that if a producer has control of the commodity it is assumed that the producer has risk of loss in the commodity; therefore, the risk of loss component is removed when determining whether a producer has beneficial interest in the commodity.

If either of the conditions listed below are lost, the producer does not have beneficial interest in the commodity. The following table defines beneficial interest, but is not limited to the following:

<b>Condition</b>	<b>Definition</b>
<b>Control of the commodity</b>	A producer has control of the commodity if the producer keeps the ability to make all decisions affecting the commodity.
<b>Title to the commodity</b>	A producer may be considered to have title to the commodity if the producer has not sold or delivered the commodity for market, including the delivery of warehouse receipts.

### **Beneficial Interest (Continued)**

In order for a producer to have beneficial interest in the commodity tendered as collateral for a MAL, the producer must:

- be the producer of the commodity;
- have had ownership of the commodity from the time it was planted through the earlier the date the loan was repaid or the maturity date of the loan;
- not have received any payment from any party with respect to the commodity;
- have control of the commodity from the time of planting throughout the maturity date of the loan.

To have control of the commodity, the producer must have the complete decision making authority regarding:

- whether the commodity will be tendered as collateral for a MAL or used to obtain an LDP;
- when the loan will be repaid;
- if the collateral will be forfeited to CCC in satisfaction of the MAL; and
- where the commodity will be maintained during the term of the MAL.

### **Payment Limitation**

The Agricultural Act of 2014 added a payment limitation provision. Peanut MAL market loan gains (MLGs) and LDPs, combined with payments received under the PLC and ARC programs cannot exceed \$125,000. Payment limitation amounts are attributed to each member. Remember that payments are attributed by program year, not marketing year.

Section 740 of the Consolidated Appropriations Act, 2016, amended Section 166 of the Federal Agriculture Improvement and Reform Act of 1996. Beginning with the 2015 crop year MAL's, the Secretary shall provide commodity certificates in the same terms and condition as were in effect for the 2008 crop year for loans. Effective with the 2015 crop year MAL's, CCC will authorize the purchase of commodity certificates that must be immediately exchanged for outstanding nonrecourse marketing assistance loan (MAL) collateral by a producer or designated agent. Commodity Certificates can be purchased when the NPP is lower than the loan rate and exchanged for the peanuts, referred to as CCE. The commodity certificates can be purchased via wire transfer or check, the same as a regular repayment.

### **CCC-633-EZ for LDP's**

The CCC-633 EZ, Page 1, Loan Deficiency Payment Agreement and Request allows producers with a beneficial interest in the peanuts to indicate their intentions of receiving an LDP when reporting acreage and allows producers to submit an LDP request for benefits at any time during the MAL/LDP availability period as long as the producer still has beneficial interest in the commodity. When Producers request the LDP payment, CCC-633 EZ, Page 2, must be submitted.

Peanut Designated Marketing Associations will obtain the CCC-633 EZ from their customers.

**NOTES:** The eLDP system shall be used to submit a payment request for all LDPs.

For the **2018 crop year**, an FSA-1007 form may be considered acceptable production evidence for an LDP. The date the peanuts are sold will be the date printed in the "Date Delivered for Immediate Sale" block under the columns R, S, and T on the FSA-1007 form and are the date to be used when determining when beneficial interest is lost.

### Loan Rates by Peanut Type

For the 2018 crop year the loan rates are as follows:

PEANUT TYPE	SUPPORT RATE PER TON	VALUE PER 1% OF SMK
Virginia	\$359.80	\$4.902
Runner	\$354.49	\$4.806
Spanish	\$345.84	\$4.782
Valencia	\$359.80	\$5.398
National Loan Rate	\$355.00	

The MAL value for peanuts will be calculated using the loan rates for each type of peanut regardless of the area where the peanuts are produced. Virginia peanuts will use Virginia loan rate regardless of the percent fancy and Valencia peanuts will use the Valencia loan rate regardless of the percent cracked/broken and discolored. Warehouse-stored loans involving Seg.1 peanuts will be adjusted for the applicable premiums and discounts.

### Loan Rates by Peanut Type for Segregation 2 and 3 Peanuts

The MAL rate for Segregation 2 and 3 peanuts will be discounted to 35 percent of the 2018 National loan rate for the applicable type with no additional premiums and discounts.

PEANUT TYPE	SEG. 2 & SEG. 3 LOAN RATE PER TON (No Additional Premiums or Discounts Apply)
VIRGINIA	\$125.93
RUNNER	\$124.07
SPANISH	\$121.04
VALENCIA	\$125.93

### **Calculating Receipt Loan Value**

For the 2018 crop year, the manner of calculating the receipt value of Segregation 1, warehouse-stored peanuts is the same as the 2017 crop year to calculate the value per percent of total kernels. This is obtained by:

- adding the value of the Total Sound Mature Kernels (SMK), including Sound Splits (SS), value of Other Kernels(OK) and value of Extra Large Kernels ELK for Virginia peanuts.
- deducting the discounts for Damaged Kernels (DK), Excess Foreign Material (FM) and Excess SS.
- adding the value of Loose Shelled Kernels (LSK).

See Exhibit 16, for an example of how the MAL rate is determined for a warehouse receipt of Segregation 1 peanuts.

To determine the loan value for the purpose of price support loan, the receipt value will **NOT** be reduced by the amount of unpaid storage through loan maturity.

### **MAL Premiums and Discounts**

The MAL premiums and discounts are shown in Exhibit 8. The rate for LSK's for 2018 crop year will be \$140/ton (7 cents per pound), which is unchanged from the 2015 crop year. The ELK premium for Virginia peanuts **ONLY** is \$.35 per percent.

Exhibit 9 shows the loan rates, premiums and discounts in the Price Table File (MPS102.dat) format.

### **Minimum Quality Standards**

Segregation 1 peanuts means farmers stock peanuts with not more than 3.49 percent damaged kernels no more than 1.00 percent concealed damage caused by rancidity, mold, or decay and which are free from visible *Aspergillus flavus*.

Segregation 2 peanuts means farmers stock peanuts with more than 3.49 percent damaged kernels or more than 1.00 percent concealed damage caused by rancidity, mold, or decay and which are free from visible *Aspergillus flavus*.

Segregation 3 peanuts mean farmers stock peanuts with visible *Aspergillus flavus*.

For loan eligibility:

- peanuts must **NOT** contain less than 2.50 percent or more than 10.49 percent moisture to be eligible for warehouse-stored marketing assistance loan. The quality on the warehouse receipt has been adjusted for excess moisture (i.e., moisture over 7 percent).

**Peanuts that contain more than 10.49 percent foreign material will be discounted according to the discount table in (Exhibit 8 Loan Service Fee).**



The service fee for peanut loans shall be the smaller of:

- ½ of one percent times the gross loan amount or
- \$45 per loan, plus \$3.00 for each receipt or bin over one.

### **Storage Credit**

Storage credit is **NOT** applicable for the 2018 crop year.

### **Authorized Offsets**

Authorized offsets from the loan proceeds may be made for amounts contained on a separate statement of unpaid charges or a separate bill for unpaid charges. These charges must be associated with the handling of the peanuts represented by the warehouse receipt and the marketing of the peanuts pledged as loan collateral.

For the 2018 crop year CMA's, DMA's and county FSA offices will be authorized to allow authorized offset charges associated with **CLEANING, DRYING, CUSTOM HARVESTING, SEED ACCOUNTS, AND STORAGE** of peanuts from the producer's loan proceeds, if requested by the producer.

Accordingly, FSA will allow authorized offsets to be made for storage charges provided the producer presents a bill or statement of charges with the warehouse receipt when requesting a MAL. Therefore, storage charges and all other authorized offsets will be deducted from the MAL proceeds as directed by each producer and is **NOT** considered a lien and must be included on a CCC-679, block 5(c). (Exhibit 10)

**NOTES:** The Deputy Administrator, for Farm Programs must approve all other requests for offset of charges.

Storage charges can be offset **only** if the warehouse receipt indicates storage has been paid through the date indicated on the statement of charges or separate bill.

According to 8-LP, subparagraph 505 C, all statement of charges or bills for authorized offsets **must** be signed by the producer.

## **Loan Repayment**

The "National Posted Price" applicable for the four types of peanuts can be found on the following website:  
<http://www.fsa.usda.gov/FSA/epasReports?area=home&subject=ecpa&topic=fta-pn>

The price for each of the four types of peanuts will be announced each Tuesday at 3:00 p.m. Eastern Time. The rates will become effective on Wednesday at 12:01 a.m. These rates are used to determine the alternative loan repayment rates for MALs and to determine LDPs. These rates can be obtained by visiting:

<https://www.fsa.usda.gov/Assets/USDA-FSA-Public/usdafiles/Price-Support/Excel/Weekly-LDP-Rates/peanut.xls>

## **Loan Repayments by Wire Transfer**

A wire transfer is a financial transaction that producers or other entities make through their bank. It authorizes the bank to wire funds electronically from their account to a Commodity Credit Corporation (CCC) account in a Federal Reserve Bank. The use of wire transfers can speed up the release of warehouse receipts held by the CCC as loan collateral.

A wire transfer may be used for repaying one or more FSA loans or portions of loans by a variety of payment methods including cash, check or bank wire transfer, provided that all loans are serviced at the same county FSA office. Requests for wire transfer repayment must be made at the county FSA office where the loan originated. (See Updated Exhibits 11, 11.1 and 12.)

## **National Peanut Promotion Fee**

Beginning crop year 2018, the basis for the assessment of peanuts regulated under the Peanut Promotion, Research, and Information Order (7 CFR Part 1216) will change from value to volume (per ton). Specifically, the Peanut Promotion Fee will be structured as follows: assessment rates will be \$3.55 per ton for Segregation 1 peanuts and \$1.25 per ton for lower quality Segregation 2 and 3 peanuts

Exhibit 13 has been updated by AMS to be used when submitting Peanut Promotion remittances to the National Peanut Board for commercial purchases and also includes the 2018 "First Handler Instructions" issued by the NPB.

## Collection of Federal and State Commodity Assessments

Contact PSD for guidance in submitting a request for approval and collection with respect to the collection of State and National commodity assessments. The current list of approved Federal and State commodity assessment for peanuts are listed below:

ENTITY	ASSESSMENT RATE	YEAR IMPLEMENTED
National Peanut Board	Seg 1 \$3.55/per ton Seg 2 \$1.25/per ton Seg 3 \$1.25/per ton	2018
Mississippi Dept. of Ag & Commerce	\$2.50/ton	2014
North Carolina Peanut Growers Association	\$.15 per 100 pounds or \$3.00 per ton	2006
Oklahoma Peanut Commission	\$4.00 per ton	2006
South Carolina Peanut Board	\$2.00 per ton	2006
Texas Peanut Producers Board	\$2.00 per ton	2006
Virginia Peanut Board	\$6.00 per ton.	2013

## Designation of Agent (CCC-605P, CCC-605P-1 and CCC-605P-2)

Producers may designate an agent to redeem all or a portion of the peanuts pledged as collateral for a marketing assistance loan.

Designation of an agent does not relieve the producer from the terms and conditions of the note and security agreement. Agents designated may transfer the designation to a subsequent agent on CCC-605P, by endorsement. Agents who are subsequently designated may transfer the designation to other subsequent agents on CCC-605P-2, by endorsement. County FSA offices will make the CCC-605P, CCC-605P-1 and CCC-605P-2 available to the public. Producers should be advised that a separate CCC-605P is required for each loan (Exhibit 14). These forms are available at:

<http://forms.sc.egov.usda.gov/eForms/searchAction.do>

**Note:** Agent on 605P, 605P-1 and 605P-2 cannot sign CCC-694-2 for the producer. Producer must sign each crop year and then authorizes Part 8C at Posted County Price for Commodity Certificate Exchange.

### **Cotton and Peanut – Redemptions by Authorized Agents, Buyers and Alternative Delivery**

**Partners** - ALL transactions are to be processed as commodity certificate exchanges if the exchange rate is in effect at the time of the redemption and are required for each producer represented by an agent or subagent.

## Authorized Signatures of Agents

Each sheller/handler must provide a list of authorized agents/representatives and a signature sample for the designated agents from their company to the Price Support Division (PSD) or the applicable state FSA office beginning August 1, 2018. This list can be emailed to [george.pryor@wdc.usda.gov](mailto:george.pryor@wdc.usda.gov). Updates to the previously submitted list must be provided to PSD as soon as possible.

## **Electronic Warehouse Receipt**

FSA-PSD has been authorized to continue the use of Electronic Warehouse Receipts (EWR) to handle EWR for peanuts for the 2018 crop year. This web-based EWR system was initially deployed during the 2009 crop year. EWR, Inc. (Provider) will continue to be the Provider and will be responsible for maintaining a central database for all EWR's for peanuts. Following the guidelines issued by FSA, the Provider, operating under an Agreement with AMS, shall store, transfer and cancel the movement of the EWR information in a secure manner, and provide PSD with warehouse receipt data which shall be used by the Automated Price Support System and the eLDP system in the county FSA office to process MAL's and LDP applications. (Exhibit 15).

**NOTE:** Paper warehouse receipts are also acceptable for requesting peanut MAL's.

## **EWR Provider Contact Information**

Sheller/Handlers interested in using EWR's should contact:

EWR, Inc.  
6055 Primacy Parkway  
Suite 100  
Memphis, TN 38119  
Office Phone: 901-753-5026  
Fax: 901-758-9003  
Email:ewrwebmail@ewr.org

## **Contact Information – AMS and FSIS**

See Updated Exhibit 2 for AMS and FSIS contact information including the contact persons, addresses and telephone numbers.



### **End of Season Reconciliation:**

\*\*\*\*\* Change for 2018. In order to release loan rates for the subsequent year earlier, all handlers are REQUIRED to submit a Recon.dat file (Sheller Comparison File) by **March 30, 2019**, as part of the end of year reconciliation, according to steps below:

- 1) Create the Recon.dat file listing all FSA-1007 records processed during the **2018 crop year**. The file must include a complete list of FSA-1007's that were processed by their affiliated buying points and should use the following file layout.

Sheller Comparison File (Recon.dat) Len=20			
Position	Type	Size	Description
1-5	N	5	Buying Point Number (Cannot be 00000, 13999, 48999, 51999)
6-12	N	7	FSA-1007 Serial Number  (Cannot be 00000; Do not include SC-95s; Right justified with either leading zeros or blanks; Left justified with trailing blanks – any zeros will be treated as part of the 1007 number)
13-18	Date	6	Transmission Date (MMDDYY) Date the sheller 'Transmission Package' that included the FSA-1007 record was transmitted to PMP-DC.
19	-	1	Carriage Return (Optional)
20	-	1	Line Feed (Optional)

- 2) Logon to PMP-DC Web application using the USDA-issued eAuthentication ID and Password.
- 3) Upload the Recon.dat file by selecting "Upload File" from the PMP Menu.
- 4) Attach the Recon.dat file and transmit.
- 5) Note: Recon.dat file can also be uploaded to PMP-DC through secure FTP.

If there are errors in the initial Recon.dat file that was submitted, correct the Recon.dat file, and re-upload the complete file according to steps 2 through 4 using the same file name. (Note: **DO NOT** increment the file names, i.e., Recon1.dat, Recon2.dat, etc.)

Shellers will be notified by telephone or email, if the PMP-DC has not received the FSA-1007 records listed in the Recon.dat file. Upon notification, shellers are required to transmit the missing FSA-1007 records to the PMP-DC as soon as possible following the normal procedures for uploading FSA-1007 file (MP1 file).

If you have a submitted the Recon.data file by **March 30, 2019**, and will have additional transmissions, please contact George Pryor by phone at 202-690.4799, or by email at [george.pryor@wdc.usda.gov](mailto:george.pryor@wdc.usda.gov).



## **Technical Support**

Handlers are responsible for providing technical support to buying points on problems relating to the buying point's FSA-1007 and warehouse receipt processing software. The designated handler technical support representative may contact the USDA ITS Service Desk Support at **800-457-3642, option 2**. For technical support relating to:

- PMP-DC, select Option 2, then Option 1
- eAuthentication, select Option 1.

ITS Service Desk Support calls will be answered directly Monday through Friday from 8 a.m. to 5:30 p.m. c.t. Calls received after work hours will be recorded by voicemail and returned the next workday morning.

## SDA eAuthentication

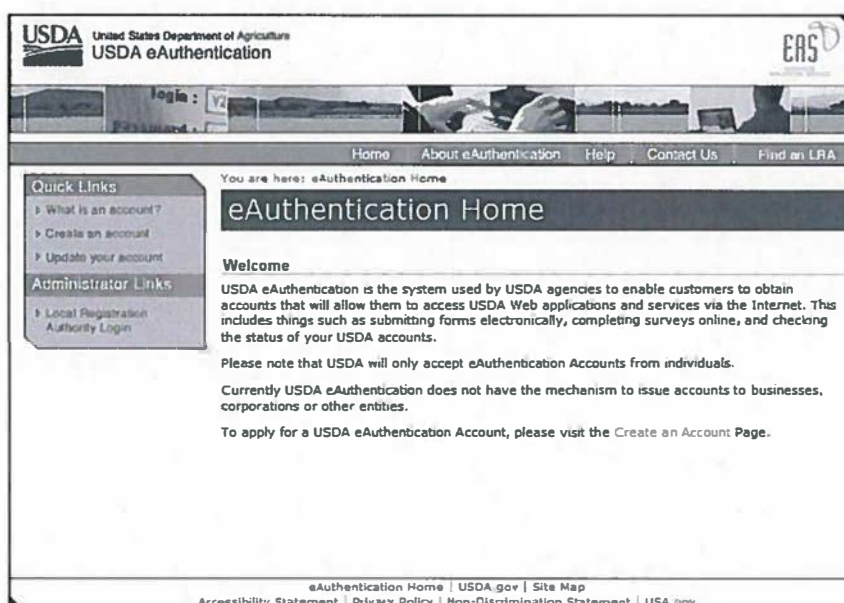
### 1 General Information

USDA customers can obtain eAuthentication account to access USDA web applications and services. To access the web-based **Peanut Market Place-Data Collection (PMP-DC)**, the user must obtain a **Level 2 USDA eAuthentication** account. This allows the user to login to PMP-DC and conduct activities relating to transmission packages containing FSA-1007 data (MP1 file).

### 2 Accessing eAuthentication Homepage

The USDA eAuthentication website can be accessed through the following link:

<https://www.eauth.usda.gov/mainPages/index.aspx>.



### 3 Applying for Level 2 eAuthentication Account

From the eAuthentication Homepage, click on **Create Account** and follow the online instructions.

**Notes:** The Frequently Asked Questions document provides useful information regarding eAuthentication. Click on the following link to access the document:

[https://www.eauth.usda.gov/GlobalAssets/Documents/USDA\\_eAuth\\_FAQ.pdf](https://www.eauth.usda.gov/GlobalAssets/Documents/USDA_eAuth_FAQ.pdf)

For additional assistance or questions regarding eAuthentication, contact the ITS Service Desk at **1-800-456-3642, Option 1**, or [eAuthHelpdesk@ftc.usda.gov](mailto:eAuthHelpdesk@ftc.usda.gov).

The following are the general guidelines for obtaining Level 2 eAuthentication:

IF you have...	THEN...
----------------	---------

<b>No eAuthentication Account</b>	<p><b>Obtain a Level 2 eAuthentication.</b></p> <p>From the Getting Started-Create an Account Screen, <b>CLICK on Register for a Level 2 Account.</b></p> <div style="border: 1px solid black; padding: 5px;"> <p><b>Request Level 2 Access to:</b></p> <ul style="list-style-type: none"> <li>• Submit official business transactions via the Internet</li> <li>• Enter into a contract with the USDA</li> <li>• Submit forms or applications for the USDA via the Internet</li> </ul> <p style="text-align: right;"><b>Register for a Level 2 Account</b></p> </div>
<b>Level 1 account</b>	<p><b>Upgrade to Level 2 eAuthentication.</b></p> <p>From the Getting Started-Create an Account Screen, <b>CLICK on Log into Your Profile.</b></p> <div style="border: 1px solid black; padding: 5px;"> <p><b>Changing from Level 1 Access to Level 2 Access</b></p> <p>If you already have a Level 1 account and require Level 2 access:</p> <ol style="list-style-type: none"> <li>1. Log into your profile</li> <li>2. Fill in and submit the required information</li> <li>3. Visit your Local Registration Authority (LRA)</li> </ol> <p style="text-align: right;"><b>Log into Your Profile</b></p> </div>
<b>Level 2 but do not have access to PMP-DC</b>	<p>Contact George Pryor @ 202-690.4799  george.pryor@wdc.usda.gov to request access to PMP-DC.</p>
<b>Level 2 and has access to PMP-DC</b>	<p>Use your eAuthentication ID and password to access PMP-DC.</p>

**Level 2 eAuthentication** access requires a visit to a Local Registration Authority (LRA) for in-person identity proofing. Click on the following link for a list of LRA's:

<http://offices.sc.egov.usda.gov/locator/app?type=lra>

#### 4 Using Level 2 eAuthentication to Access PMP-DC

Once your Level 2 eAuthentication credentials are approved, notify George Pryor at 202-690-4799 or [george.pryor@wdc.usda.gov](mailto:george.pryor@wdc.usda.gov) with the following information in your notification:

- Name of Authorized Sheller Representative
- Sheller Name
- Office Phone Number
- eMail Address
- eAuthentication ID.

**Note:** Sheller must notify FSA when the authorized sheller representative is no longer affiliated with the company so their access to PMP-DC can be disabled.

## User Guide

### Peanut Marketplace Program (PMP) - Data Collection (DC)


#### 1 General Information

The Peanut Marketplace Program (PMP) is a web-based application that allows authorized users to do the following:

- Maintain Sheller and associated Buying Point Profile
- Upload Files
- View Incoming Files status.

The availability of the functionalities will be based on the roles assigned to the user. Additional functionalities are available to users with administrative roles.

#### 2 Peanut Market Place Login

Step	Action
1	<p>Access the web application at *-- <a href="https://apps.fsa.usda.gov/pmp-web">https://apps.fsa.usda.gov/pmp-web</a>. --*</p> <p><b>Notes:</b> User must have valid Level 2, eAuthentication ID and Password. Refer to the following link for Information on eAuthentication <a href="http://www.eauth.egov.usda.gov/index.html">http://www.eauth.egov.usda.gov/index.html</a> and Exhibit 1 for additional information.</p> <p>If using Internet Explorer Version 9, do the following <b>before</b> accessing the PMP:</p> <p>Go to “Tools” then CLICK “Compatibility View Settings” then on the pop-up screen</p> <ul style="list-style-type: none"> <li>• type “usda.gov” in the “Add this website” block</li> <li>• check the radio button “Display all websites in CompatibilityView”.</li> </ul>
2	<p>Login using the USDA issued eAuthentication ID and Password. The <b>Welcome to the Peanut Market Place</b> screen will be displayed with the user’s name on the PMP Menu, on the left side of the screen. The following is an example of the screen.</p> 

### 3 Maintain Sheller Profile

#### A General Information

The **Maintain Sheller Profile** option allows authorized user to modify and confirm the information relating to the sheller.

**IMPORTANT:** Shellers must review and confirm the Sheller and Buying Point profiles of their affiliated Buying Points before transmission packages from the sheller can be processed. Transmission packages received from shellers that have not confirmed their Sheller Profile will be put in a "Held" status until the status of the Sheller and Buying Point Profiles are set to "Confirmed".

Data relating to the new sheller has to be added to the PMP-DC by the PMP-DC administrator. If your sheller profile is not found, **contact George or [george.pryor@wdc.usda.gov](mailto:george.pryor@wdc.usda.gov)**

#### C View Sheller Profile

CLICK "Maintain Sheller Profile" under PMP Menu. The **View Sheller Profile** screen will be displayed. The following is an example of the View Sheller Profile screen.

**USDA** United States Department of Agriculture  
**Farm Service Agency**

**Peanut Market Place Program Data Collection (PMP-DC)**

PMP-DC Home | About PMP-DC | Help | Contact Us | Exit PMP-DC | Log Off

## View Sheller Profile

[Select Authorized Sheller Profile](#)

[Printer Friendly Version](#)

Sheller Name: gov.usda.fsa.pscas.pmp.service.Transmiss  
 Company President: Mark  
 Transmission ID: YAA  
 Status: Confirmed  
 Termination Date:

Sheller ID: OK500  
 Confirmation Date: 06/20/2017  
 Termination Reason:

**Point of Contact**  
 Name: gov.usda.fsa.pscas.pmp.service.Transmiss  
 E-mail: test@junit.org  
 Phone: 900-555-1212  
 Fax:

**Mailing Address**  
 gov.usda.fsa.pscas.pmp.service.Transmiss  
 Kansas City, MO 64105

**Street Address**  
 gov.usda.fsa.pscas.pmp.service.Transmiss  
 Kansas City, MO 64105

[Modify](#)

Associated Buying Points			
Site Name	Buying Point No.	State Name	County Name
gov.usda.fsa.pscas.pmp.service.Transmiss	40600	OK	Woodward

Sorted by Site Name  
 PMPFindShellerProfID01 [Back to Top](#)

[PMP-DC Home](#) | [FSA Internet](#) | [FSA Intranet](#) | [USDA.gov](#)  
[Site Map](#) | [Policies and Links](#) | [FOIA](#) | [Accessibility Statement](#) | [Privacy](#) | [Non-Discrimination](#) | [Information Quality Activities](#) | [USA.gov](#) | [White House](#)



### 3 Maintain Sheller Profile (Continued)

#### C View Sheller Profile (Continued)

The sample **View Sheller Profile** screen displayed above has “**Unconfirmed**” status. To modify and/or confirm the sheller profile, CLICK “**Modify**” and the **Modify Sheller Profile** screen will be displayed. Go to subparagraph 3 D for further information.

#### D Modify Sheller Profile

To print the sheller profile, CLICK the Acrobat icon, Printer Friendly Version, on the upper right side of the screen to convert the profile to pdf format.

A sheller with more than one operation may have a profile created for each of the location upon approval by FSA. Contact the PMP-DC Administrator to create a sheller profile for each transmitting location. The authorized sheller representative must ensure that the status of the profile of each location is confirmed.

The following is an example of the **Maintain Sheller Profile** screen for a sheller with multiple transmitting locations.

**USDA** United States Department of Agriculture  
**Farm Service Agency**

Peanut Market Place

PMP Home | About PMP | Help | Contact Us | Exit PMP | Log Off

**PMP Menu**  
 Welcome  
**Sheller Menu**  
 Maintain Sheller Profile  
 Upload File  
 Incoming Files

**PMP - Maintain Sheller Profile**

Select Authorized Sheller Profile

Available Shellers

Handler ID	Sheller ID	Sheller Name	Actions
13987	ga909	Peanut Ga-No.1	<a href="#">View</a>
13654	ga808	Peanut Ga-No. 2	<a href="#">View</a>
01987	al707	Peanut Whse-AL	<a href="#">View</a>

Sorted by Sheller Name

Back to Top

PMP Select Auth Sheller Profile

PMP Home | FSA Internet | FSA Intranet | USDA.gov  
 Site Map | Policies and Links | FOIA | Accessibility Statement | Privacy | Non-Discrimination | Information Quality | USA.gov | Website

Under the Action column CLICK “**View**” next to the applicable Sheller ID and Name, and the **View Sheller Profile** screen will be displayed. Then, CLICK “**Modify**”, to display the **Modify Sheller Profile** screen to update and confirm the sheller profile.

### 3 Maintain Sheller Profile (Continued)

#### D Modify Sheller Profile (Continued)

The following is an example of the **Modify Sheller Profile** screen.

**USDA** United States Department of Agriculture  
**Farm Service Agency**

**Peanut Market Place Program Data Collection (PMP-DC)**

PMP-DC Home | About PMP-DC | Help | Contact Us | Exit PMP-DC | Log Off

## Modify Sheller Profile

Select Authorized Sheller Profile > [Sheller Profiles List](#)

\*Sheller Name: gov.usda.fsa.pscap.pmp.service.Tr Company President: Mark  
 Transmission ID: YAA Sheller ID: OKS00  
 Status: Confirmed

**Point of Contact**

\*Name: gov.usda.fsa.pscap.pmp.service.Transmiss \*Phone: 9005551212  
 \*E-mail: test@junit.org Fax:

**Mailing Address**

\*Line 1: gov.usda.fsa.pscap.pmp.service.Transmiss  
 Line 2:  
 \*City: Kansas City \*State: Missouri  
 \*Zip: 64105

**Street Address** ☐ Same as Mailing Address

\*Line 1: gov.usda.fsa.pscap.pmp.service.Transmiss  
 Line 2:  
 \*City: Kansas City \*State: Missouri  
 \*Zip: 64105

\* Denotes Required Field

**Associated Buying Points**

Site Name	Buying Point No.	State Name	County Name	Actions
gov.usda.fsa.pscap.pmp.service.Transmiss	40600	OK	Woodward	<a href="#">Modify</a> <a href="#">Remove</a>

Sorted by Site Name

**Add Associated Buying Point**

Buying Point Number:

PMP-DC Home | FSA Internet | FSA Intranet | USDA.gov [Back to Top](#)

Verify and update the information displayed on the screen and make the applicable changes to the data on the screen. Data fields denoted by an asterisk (\*) are required entries.

### 3 Maintain Sheller Profile (Continued)

#### D Modify Sheller Profile (Continued)

Change the Status to **"Confirmed"** CLICK **"Submit"**. This will save the data and change the status of the sheller profile to **Confirmed**.

**IMPORTANT:** Transmission package from shellers with **"Unconfirmed"** status will be **Held**, until the user changes the Sheller Profile status to **"Confirmed"** according to instructions in this section.

The **Associated Buying Points** section at the bottom of the screen displays the list of buying points associated with the sheller.

Under the **Action** column corresponding to the buying point information, the user can:

- CLICK **"Modify"** to display, modify and confirm the buying point profile associated with the sheller
- CLICK **"Remove"** to remove the buying point from those associated with the sheller.

The **Search Buying Points** section at the bottom of the screen allows the user to add a buying point to the sheller's associated buying points. Enter the buying point number, then CLICK **"Search"** to display the buying point to add to the list of buying points associated with the sheller.

Go to paragraph 4, for additional information on **Buying Point Profile** maintenance.

CLICK **"Cancel"** to return to the **PMP-Maintain Sheller Profile** screen.

### 4 Maintain Buying Point Profiles

#### A General Information

Shellers have the capability to:

- modify the profile of their associated buying points
- remove a buying point from their list of associated buying points
- identify the buying point that **"Shuttles to"** or **"Shuttles from"** the applicable buying point.

Shellers must review and verify the list of **"Associated Buying Points"** at the bottom of the **Modify Sheller Profile** screen.

**IMPORTANT:** Transmission package from shellers with **"Unconfirmed"** status will be **Held**, until the user changes the Buying Point Profile status to **"Confirmed"** according to instructions in this section.

Contact George Pryor at **202-690-4799** or at **george.pryor@wdc.usda.gov**, if the buying point number cannot be found.

#### 4 Maintain Buying Point Profiles (Continued)

##### B Modify Buying Point Profile (Continued)

Under the **Associated Buying Points** Action column:

- CLICK **"Modify"** if the listed buying point is associated with the sheller and the Maintain Buying Point Profile Screen will be displayed (see subparagraph 4 B). The Sheller must review, modify and confirm the buying point information.
- CLICK **"Remove"** if the listed buying point is **not** associated with the sheller. This will dissociate the buying point from the sheller.

**NOTE:** It is important to have accurate records each year. If there is a buying point that is no longer associated with your sheller then please make sure to remove it. Buying points **MUST** be under the correct sheller.

Select a Buying Point from the list of **"Associated Buying Points"** displayed on the Sheller Profile screen. The following is an example of the Modify Buying Point Profile screen.

## 4 Maintain Buying Point Profiles (Continued)

## B Modify Buying Point Profile (Continued)

**USDA** United States Department of Agriculture  
**Farm Service Agency**

**Peanut Market Place Program Data Collection (PMP-DC)**

PMP-DC Home | About PMP-DC | Help | Contact Us | Exit PMP-DC | Log Off

## Modify Buying Point Profile

Select Authorized Sheller Profile > Sheller Profiles List > Modify Sheller Profile

Sheller Name: gov.usda.fsa.pscap.pmp.service.Transmiss  
 Buying Point Name: gov.usda.fsa.pscap.pmp.service.Transmiss  
 Buying Point Number: 40600  
 Status:

State: OK  
 County: Woodward  
 Confirmation Date: 08-13-2016

**Point of Contact**

\* Name:  \* Phone:   
 Fax:

**Mailing Address**

\* Line 1:   
 Line 2:   
 \* City:  \* State:    
 \* Zip:

**Street Address** ☐ Same as Mailing Address

\* Line 1:   
 Line 2:   
 \* City:  \* State:    
 \* Zip:

\* Denotes Required Field

**Shuttle Points**

Shuttles To:

Buying Point Number	Buying Point Name
-- Select Buying Point --	<input type="button" value="Add"/>

Shuttles From:

Buying Point Number	Buying Point Name
-- Select Buying Point --	<input type="button" value="Add"/>

PMPUpdateRPPProf1001 [Back to Top](#)

[PMP-DC Home](#) | [FSA Internet](#) | [FSA Intranet](#) | [USDA.gov](#)  
[Site Map](#) | [Policies and Links](#) | [FOIA](#) | [Accessibility Statement](#) | [Privacy](#) | [Non-Discrimination](#) | [Information Quality](#) | [USA.gov](#) | [White House](#)

Verify and update the buying point information. Complete all required fields denoted by asterisks (\*), and change the Status to "Confirmed". The corresponding confirmation date must be greater than 06/01/2017 for crop year 2017. CLICK "Submit" to confirm the buying point information. This will update the buying point profile status to Confirmed.



#### 4 Maintain Buying Point Profiles (Continued)

##### B Modify Buying Point Profile (Continued)

The bottom section of the **Modify Buying Point Profile** screen allows the user to add Shuttle Buying Point information as follows:

- **"Shuttles To"** – allows the user to identify where this buying point location sends its paperwork for processing
- **"Shuttles From"** – allows the users to identify the buying point that takes its paperwork to this buying point location for processing.


Select the applicable buying point from the drop down list and CLICK **"Add"**. The selected buying point will be listed on the screen.

To remove a buying point, from the list of **"Shuttles To"** and **"Shuttles From"**, CLICK **"Remove"** next to the name of the buying point.

## 4 Maintain Buying Point Profiles (Continued)

## B Modify Buying Point Profile (Continued)

The following is an example of the **Modify Buying Point Profile** screen, which will allow the option to "remove" instead of "Add" when a listed shuttles buying point information has previously been associated.


United States Department of Agriculture  
**Farm Service Agency**

**Peanut Market Place  
Program  
Data Collection (PMP-DC)**

[PMP-DC Home](#) | [About PMP-DC](#) | [Help](#) | [Contact Us](#) | [Exit PMP-DC](#) | [Log Off](#)

## Modify Buying Point Profile

[Select Authorized Sheller Profile](#) > [Sheller Profiles List](#) > [Modify Sheller Profile](#)

Buying point profile gov.usda.fsa.pscap.pmp.service.Transmiss has not been confirmed for Sheller OK500.

Sheller Name: gov.usda.fsa.pscap.pmp.service.Transmiss  
 Buying Point Name: gov.usda.fsa.pscap.pmp.service.Transmiss  
 Buying Point Number: 40600  
 Status: Unconfirmed

State: OK  
 County: Woodward  
 Confirmation Date:

**Point of Contact**

\*Name: gov.usda.fsa.pscap.pmp.service.Transmiss \*Phone: 9005551212  
 Fax:

**Mailing Address**

\*Line 1: gov.usda.fsa.pscap.pmp.service.Transmiss  
 Line 2:  
 \*City: Kansas City \*State: Missouri  
 \*Zip: 64105

**Street Address** ☐ Same as Mailing Address

\*Line 1: gov.usda.fsa.pscap.pmp.service.Transmiss  
 Line 2:  
 \*City: Kansas City \*State: Missouri  
 \*Zip: 64105

\* Denotes Required Field

**Shuttle Points**

Shuttles To:		Shuttles From:	
Buying Point Number	Buying Point Name	Buying Point Number	Buying Point Name
No Buying Points were found.		No Buying Points were found.	

PMPUpdateBPPProfID01 [Back to Top](#)

[PMP-DC Home](#) | [FSA Internet](#) | [FSA Intranet](#) | [USDA.gov](#)  
[Site Map](#) | [Policies and Links](#) | [FOIA](#) | [Accessibility Statement](#) | [Privacy](#) | [Non-Discrimination](#) | [Information Quality Activities](#) | [USA.gov](#) | [White House](#)

## 5 Upload File

### A General Information

The **Upload File** option provides users the ability to upload the Transmission Packages containing FSA-1007 records and reconciliation files (Recon.dat) to PMP-DC. The following is an example of the PMP-Upload File screen.

- From the PMP Menu, select **"Upload File"**.
- At the **PMP – Upload File** screen, CLICK **"Browse"** to search for the file to upload to PMP-DC. Select the folder where the file is located and select the file name to upload. Once the selected file is displayed, CLICK **"Submit"** to send the transmission file or CLICK **"Cancel"** to discontinue the upload process.

**NOTE:**

- In PKZIP format
- Contain valid MP1 records containing data.

## B Upload Confirmation

Once the upload process is successfully completed PMP-DC will display a confirmation message similar to the following screen:

The screenshot shows a web application interface for the USDA Farm Service Agency's Peanut Market Place. The header includes the USDA logo, the text "United States Department of Agriculture", "Farm Service Agency", and "Peanut Market Place". A navigation bar contains links: "PMP Home", "About PMP", "Help", "Contact Us", "Exit PMP", and "Log Off". On the left, a "PMP Menu" sidebar lists: "Welcome Sheller", "Sheller Menu", "Maintain Sheller Profile", "Upload File", and "Incoming Files". The main content area is titled "PMP - Upload File" and displays a confirmation message: "PNXYZBBS.004" has been uploaded successfully. Below this, there is a section for "Upload Transmission File" with a required field "Select Upload File:" followed by a text input and a "Browse" button. At the bottom of this section are "Submit" and "Cancel" buttons. A note states "\* Denotes Required Field". The footer of the page shows "PMPUploadFile01" on the left and "Back to Top" on the right.

## 6 Incoming Files

### A Search Incoming File

**IMPORTANT:** Files transmitted to PMP-DC are processed at **11 am CST** daily and results of processing can be viewed by **12:00 pm CST**. Shellers **must** check the status of their transmissions and resolve any issues related to the files that were processed. **If you need further assistance, contact George Pryor at 202-690-4799 or email at [george.pryor@wdc.usda.gov](mailto:george.pryor@wdc.usda.gov)**

Select “Incoming Files” on the PMP Menu, the system will take the user to the **PMP – Incoming File Detail Report** screen, **Incoming Transmission Packages Report** that lists the transmission packages sent by the user.

### B Incoming Transmission Packages Report

The following is an example of the “Incoming Transmission Packages Report”.

USDA United States Department of Agriculture  
Farm Service Agency

Peanut Market Place Program Data Collection (PMP-DC)

PMP-DC Home | About PMP-DC | Help | Contact Us | Exit PMP-DC | Log Off

### Incoming Transmission Packages Report

Crop Year: 2016

Sheller Name: gov.usda.fsa.pscas.pmp.service.Transmiss  
Sheller ID: OK500

Package Name	Received Date	Package Status	Processed Date	Action
recon.dat	2016-08-13 21:27	Processed	08-13-2016	
PNYAABBS.000	2016-08-13 21:27	Processed	08-13-2016	<a href="#">View</a>

PMPUploadResult01

[PMP-DC Home](#) | [FSA Internet](#) | [FSA Intranet](#) | [USDA.gov](#) | [Site Map](#) | [Policies and Links](#) | [FOIA](#) | [Accessibility Statement](#) | [Privacy](#) | [Non-Discrimination](#) | [Information Quality](#) | [USA.gov](#) | [White House](#)

The screen displays the files in the order they were received, and the following information:

- Package Name – lists the transmission package name containing FSA-1007 records and the Recon.dat file sent by the user
- Received Date – displays the date the file was received by PMP-DC
- Package Status – displays either of the following:
  - Received
  - Held
  - Processed
  - Processed With Errors
  - Unable to Process

**Note:** Refer to Section 6 E for further details on the different package status.



## 5 Incoming Files (continued)

### B Incoming Transmission Packages Report (continued)

- Processed Date – the date the files were processed.
- Action – allows the user to view the details of the processing results.

**Note:** The details of the Recon.dat file are not displayed. CLICK “View” under the Action column corresponding to the package name to view. The **MP1 Files in Transmission Package Report** will be displayed.

### C MP1 Files in Transmission Package Report

The **MP1 File in Transmission Package Report** lists the MP1 file(s) within the Transmission Package that was selected from the previous screen.

The **Processing Message** section of the **MP1 Files in Transmission Package Report** summarizes the MP1 file status, the processing results including any processing error messages, if applicable.

The following is an example of the screen.

**USDA** United States Department of Agriculture  
**Farm Service Agency**

**Peanut Market Place Program Data Collection (PMP-DC)**

PMP-DC Home | About PMP-DC | Help | Contact Us | **Exit PMP-DC** | Log Off

### MP1 Files in Transmission Package Report

**Incoming Transmission Packages Report**

**Sheller Name:** gov.usda.fsa.pscas.pmp.service.Transmiss  
**Package Name:** PNYAABBS.000  
**Package Status:** Processed

**Sheller ID:** OK500  
**Received Date:** 2016-08-13 21:27  
**Processed Date:** 08-13-2016

Processing Message					
All MP1 Files have been processed.					
Package contained 1 MP1 file(s) to process.					
MP1 File Name OK500000.mp1 was processed.					

MP1 File Name	MP1 Creation Date	Received Date	Processed Date	Record Count	Action
OK500000.mp1	08-13-2016	08-13-2016	08-13-2016	2	<a href="#">View</a>


PMPUploadResults02 Back to Top ^

CLICK “View” under the Action column corresponding to the MP1 file to view the contents of the MP1 file. The **PMP – 1007 Detail for User File, Inspection Certificates in MP1 File** screen will be displayed

## 6 Incoming Files (Continued)

## D Inspection Certificates in MP1 File

The following is an example of the **Inspection Certificates in MP1 File** screen:



United States Department of Agriculture  
**Farm Service Agency**

**Peanut Market Place  
Program  
Data Collection (PMP-DC)**

[PMP-DC Home](#) | [About PMP-DC](#) | [Help](#) | [Contact Us](#) | [Exit PMP-DC](#) | [Log Off](#)

## Inspection Certificates in MP1 File

[Incoming Transmission Packages Report](#) > [MP1 Files in Transmission Package Report](#)

**Sheller Name:** gov.usda.fsa.pscas.pmp.service.Transmiss

**Package Name:** PNYAABBS.000

**Package Status:** Processed

**MP1 File Name:** OK500000.mp1

**Record Count:** 2

**Sheller ID:** OK500

**Received Date:** 2016-08-13 21:27

**MP1 Creation Date:** 2016-08-13 21:27:00.000

FSA-1007 / FV-95 Number	Processing Message
	Processing complete for OK500000.mp1 in PNYAABBS.000. valid=2, invalid=0

FSA-1007 No.	Buying Point No.	Transmittal Date
1234568	40600	12-15-1999
1234569	40600	12-15-1999

PMP-DC Home | FSA Internet | FSA Internet | USDA.gov
[Back to Top ^](#)

**Note:** The example displays a partial list of the FSA-1007's in the MP1 file.

The list will include all transmitted records without errors, including valid FSA-1007's, superseded FSA-1007's, and voided FSA-1007s and **SC-95's**.

## 6 Incoming Files (Continued)

### E Incoming File Status Frequently Asked Questions

**Q:** What does the transmission Package Status “**Received**” mean?

**A:** PMP-DC received the transmission package after the scheduled daily batch-processing. The file will be included in the next processing cycle.

**Q:** Why is the transmission package status “**Held**”?

**A:** This message will be generated at the same time that one or more of the following messages is generated:

- Sheller profile <sheller id> is not confirmed. (Section 3)
- Buying point profile <buying point number> has not been confirmed for Sheller <sheller id> (Section 4)
- Transmission Package File Name <filename>.<sequence number> is held because it is after next Package Sequence Number to process (Section 6)
- Next Transmission Package File Name expected for Sheller <sheller id> is <filename>.<sequence number> (Section 6)
- Transmission Package File Name <filename>.<sequence number> was rejected because it was before next Package Sequence Number to process. (Section 6)

**Note:** Transmission packages must be numbered sequentially starting with “000” each crop year.

#### Example: Incoming Transmission Package Report

Package Name	Received Date	Package Status	Processed Date	Action
PNXYZBBS.000	10-01-2016	Processed	10-01-2016	<a href="#">View</a>
PNXYZBBS.001	10-02-2016	Processed	10-02-2016	<a href="#">View</a>
PNXYZBBS.003	10-03-2016	Held		
PNXYZBBS.004	10-04-2016	Held		
PNXYZBBS.005	10-04-2016	Held		

In the example above, files numbers ‘003’, ‘004’ and ‘005’ will be processed when file number ‘002’ is received and processed.

Review all messages generated and related Frequently Asked Questions (FAQ) to determine case.

## 6 Incoming Files (Continued)

### E Incoming File Status Frequently Asked Questions (Continued)

**Q:** Why is the transmission package status “Unable to Process”?

**A:** PMP-DC received the transmission package but is unable to process because the transmission package has incorrect file name and/or it is a duplicate of a previously processed transmission package. The user must review the following:

- **Transmission Package file name format: PNSSSBBS.ccc** where,  
 PN = constant  
 SSS = FSA-Issued alpha transmission ID  
 BBS = constant  
 ccc = file counter beginning with “000” each crop year.

**Duplicate File Name:** Refer to the following guidelines for duplicate transmission package file name.

IF it is a duplicate transmission package file name and...	THEN...
all data in the duplicate transmission package are the same as the previous transmission package	No further action is needed.  <b>Note:</b> Do not retransmit the file.
all data in duplicate transmission package are different from the previous transmission package	Transmit the data using next transmission file number.  <b>Note:</b> Review your “Incoming File” report to verify your last transmission package number.
<b>Note:</b> If 2 files with identical file names are received and processed on the same day, the latest file received that meets validation will be processed.	

**Q:** Why is the transmission package status “Processed with Errors”?

**A:** This means that the transmission package was processed but they contain records other than valid FSA-1007’s. Records that are voids, supersedes will need no additional action. Records with messages specific to a data field will require verification and/or corrective action.

From the **MP1 Files Transmission Report**, **Action** column, CLICK “**View**” to display the **Processing Messages** and the list of records included in the MP1 file. Refer to the 2017 Guidelines for Peanut Marketing Activity, Exhibit 5 for the MP1 Record data description.

## 6 Incoming Files (Continued)

### C Incoming File Status Frequently Asked Questions (Continued)

**Q:** What should I do to correct the error in the MP1 file?

**A:** Review the **SC-95** and FSA-1007 information to determine if they match with the electronic FSA-1007 record transmitted to PMP-DC. Refer to the following guidelines to correct the error in the MP1 file.

IF hardcopy of the FSA-1007 has ...	THEN...
incorrect data	Supersede the FSA-1007's and reprocess a correct FSA-1007. Ensure that field 328-334 of the superseding FSA-1007 has the FSA-1007 that is being superseded.
correct data	<p>Review the electronic record and identify the incorrect data in the electronic record.</p> <ul style="list-style-type: none"> <li>• If the electronic FSA-1007 record is:             <ul style="list-style-type: none"> <li>○ <b>correct</b>, re-transmit the correct FSA-1007 record with the next transmission package.</li> <li>○ <b>incorrect</b>, sheller should do the following:                 <ul style="list-style-type: none"> <li>- correct the software that generated the FSA-1007 record</li> <li>- supersede the incorrect FSA-1007</li> <li>- process the FSA-1007's using the corrected software</li> <li>- transmit the correct record to PMP-DC with the next transmission package.</li> </ul> </li> </ul> </li> </ul>

**Q:** Why is the MP1 file included in the transmission package not processed?

**A:** MP1 Files included in the transmission Package with incorrect MP1 File naming convention cannot be processed. The user must ensure that the **MP1 File name format** is **SSIDCCC.MP1** where,

SS = the alpha State abbreviation

SID = is a number assigned by FSA

CCC = file counter beginning with "000" each crop year

MP1 = constant.



## 7 Contact Information

- **USDA ITS Service Desk: 800-457-3642**
  - For eAuthentication account credentials and password reset, Select **Option 1**
  - For PMP-DC questions, Select **Option 2** (Applications and Programs)
    - Tell Service Desk that assistance is required for PMP-DC (Peanut Marketplace Program – Data Collection)
    - Ask Service Desk representative to assign the incident to **FSA Service Desk**.
  - \*-- For secure FTP (SFTP) account reset, call **800-255-2434**, select **Option 2** (FSA Security Support Desk), then **Option 5** (other support). Have your SFTP account login name available. --\*
- For questions on adding new shellers/buying points, test transmissions and reconciliation files, contact George Pryor at 202-690-4799; email [george.pryor@wdc.usda.gov](mailto:george.pryor@wdc.usda.gov) for questions on setting up new sheller account, adding new buying point, and sheller test transmissions
- For questions on peanut marketing activity policies, contact George Pryor at 202-690-4799; email: [george.pryor@wdc.usda.gov](mailto:george.pryor@wdc.usda.gov).

**FEDERAL-STATE INSPECTION SERVICE Contact Information**

The following are FSIS contact persons, addresses and telephone numbers:

<b>Southeast (Georgia, Alabama, Florida and Mississippi)</b>	
<b>Federal Contacts</b>	<b>State Contacts</b>
Mr. William Shoulders <b>Mr. Richard Marowski</b> Federal Program Managers USDA, AMS, SCP, Specialty Crops Inspection Division 98 3 <sup>rd</sup> Street Winter Haven, FL 33880  <b>Telephone:</b> 863-299-7132 <b>FAX:</b> 863-299-7814	Mr. Jeff Jeffers Alabama Federal-State Inspection Service PO Box 1368 Dothan, AL 36302 <b>Telephone:</b> 334-792-5185; <b>FAX:</b> 334-671-7984  Mr. Marlon Clements <b>Mr. Steve Eguino</b> <b>Mr. Mike Mountain</b> Division of Fruit and Vegetables Florida Department of Agriculture and Consumer Services 170 Century Blvd Bartow, FL 33830-7700 <b>Telephone:</b> 863-578-1900; <b>FAX:</b> 863-578-1901  Mr. Randall Taylor Georgia Federal-State Inspection Service PO Box 71767 Albany, GA 31708-1767 <b>Telephone:</b> 229-432-7505; <b>FAX:</b> 229-438-8920  Mr. Kevin Riffin MDAC/Federal State Inspection Service PO Box 1609 Jackson, Mississippi 39215-1609 <b>Telephone:</b> 601-359-1138; <b>FAX:</b> 601-359-1175

<b>Virginia-Carolina (Virginia, North Carolina, and South Carolina)</b>	
<b>Federal Contacts</b>	<b>State Contacts</b>
<p>Mr. Alan Novakowski  Mr. Gary Crane  Federal Program Managers  USDA, AMS, SCP,  Specialty Crops Inspection Division  8610 Baltimore Washington Blvd.  Suite 212  Jessup, MD 20794</p> <p><b>Telephone:</b> 301-317-5365  <b>FAX:</b> 301-317-5438</p>	<p>Mr. Ronnie Wynn  NCDA Cooperative Grading Service  PO Box 588  Williamston, NC 27892  <b>Telephone:</b> 252-792-1672; <b>FAX:</b> 252-792-4784</p> <p>Mr. Jack Dantzler  SCDA, Inspection Service  PO Box 13391  Columbia, SC 29201  <b>Telephone:</b> 803-737-4588; <b>FAX:</b> 803-737-4667</p> <p>Ms. Teresa Byrd  VDACS, Peanut Marketing Program  PO Box 1130  Suffolk, VA 23434  <b>Telephone:</b> 757-925-2286; <b>FAX:</b> 757-925-2275</p>

Southwest (Texas, Oklahoma, New Mexico, and Arkansas)	
Federal Contacts	State Contacts
<p>Mr. Edgar Rippee  Vacant  Federal Program Managers  USDA, AMS, SCP,  Specialty Crops Inspection Division  1511 NE Parvin Road  Kansas City, MO 64116</p> <p><b>Telephone:</b> 816-453-4926  <b>FAX:</b> 816-453-4914</p>	<p>Mr. Russell Beamsley  Texas Cooperative Inspection Program  PO Box 368  Gorman, TX 76454  <b>Telephone:</b> 254-734-3006; <b>FAX:</b> 254-734-3009</p> <p>Mr. Stacy Gerke  New Mexico Federal-State Inspection Service  PO Box 483  Portales, NM 88130  <b>Telephone:</b> 575-356-8393; <b>FAX:</b> 575-356-6464</p> <p>Mr. Scott Bray  Mr. John Lansdale  Mr. Terry Walker  Arkansas State Plant Board  285 Bradley 124  Hermitage, AR 71647  <b>Telephone:</b> 870-820-0290; <b>FAX:</b> 870-463-8719</p> <p>Oklahoma  See Federal Contact</p>

## INSPECTION CERTIFICATE AND CALCULATION WORKSHEET

52



FSA-1667 (06-01-05) FINAL

## INSPECTION CERTIFICATE AND CALCULATION WORKSHEET

USDA/FSA/AMS

Farm Producer Name/Seller's Name, St. &amp; CO. Code &amp; Farm No.

Buying Point No. &amp; Location

Serial No.

Share %

Applicant /Buyer's Name and No.

1.

2.

3.

5

1

2

3

4

34

35

36

## SECTION I - INSPECTION CERTIFICATE - FARMERS STOCK PEANUTS

This certificate is issued pursuant to the Agricultural Marketing Act of 1946 as amended (7 U.S.C. 1621 et seq.) and is admissible as prima-facie evidence in all courts in the United States. Any person who knowingly shall falsely make, alter, forge, or counterfeit this certificate, electronic image, or participate in any such action is subject to a fine not more than \$1000.00, imprisonment for not less than 1 year, or both.

Vehicle No.

Whse. Description and Bin No.

Delivery Point, if not the same as Whse.

Type Storage

Weight Ticket No.

Inspection Memo No. (FV-95)

Type of Inspection

Date Inspected

No. Bags

Bulk

Type

Seg.

Crop Year

Time

Seg.

A. Weight including Vehicle

lbs.

HMC

B. Weight of Vehicle

lbs.

FM

C. Gross Weight (A minus B)

lbs.

LSK

D. Foreign Material (% of FM x C)

lbs.

MST

E. Weight Less FM (C minus D)

lbs.

SMK

F. Excess Moisture (% of EW x E)

lbs.

SS

G. NET WEIGHT (E minus F)

lbs.

SMKRS

H. LSK (% of LSK x C)

lbs.

OK

I. Net Weight excluding LSK (G minus H)

lbs.

FRZ

J. Kernel Value Per Ton/Lb. (Exc. LSK)

\$/c

C RMD

K. ELK Premium

\$/c

Total

L. Total (J + K)

\$/c

Total

M. Damage

Excess FM

Excess Splits

TOTAL

\$/c

DAM

N. Net Value Per Ton/Lb. Exc. LSK

\$/c

HULLS

O. Value Per Lb. Exc. LSK (N divided by 2000)

c

ELK

P. Value Per Pound Including LSK

c

FANCY

N or O x 1 = \$

H x 5.07 = \$

TOTAL = \$

I, the undersigned, a duly authorized inspector of the United States Department of Agriculture, do hereby certify that, at the request of the applicant and on the date inspected indicated above, samples of the above described products were inspected and the quality and/or condition as shown by said samples were as herein stated.

Applicant No.

R. Unrecorded/Sorted

Applicant No.

S. Received

Applicant No.

T. Commercial

LBS. (Line G)

LBS. (Line G)

LBS. (Line G)

x Line P = \$

x Line P = \$

x Line P = \$

x %

x %

x %

Signature of Inspector

Date Signed

Value of Segment

Value of Segment

Value of Segment

I, the undersigned, a duly licensed weigher, do hereby certify that this certificate is issued under the United States Warehouse Act and in accordance with the laws thereunder.

Deductions

1. Peanut Promotion

Signature of Licensed Weigher

2. Tax - Ser. Fee

3.

4.

5.

6.

7. Net Amount

Date Signed

Q. REMARKS

Date Delivered for Immediate Sale.

50

FSA-1007 (06-01-05) FINAL		INSPECTION CERTIFICATE AND CALCULATION WORKSHEET		USDA/FSA/JAMS	
Farm Producer Name/Seller's Name, SL & CO. Code & Farm No. <div style="position: absolute; top: 10px; left: 10px; border: 1px solid black; border-radius: 50%; width: 30px; height: 30px; text-align: center; line-height: 30px;">5</div> <div style="position: absolute; top: 10px; right: 10px; border: 1px solid black; border-radius: 50%; width: 30px; height: 30px; text-align: center; line-height: 30px;">1</div>		Buying Point No. & Location <div style="position: absolute; top: 10px; right: 10px; border: 1px solid black; border-radius: 50%; width: 30px; height: 30px; text-align: center; line-height: 30px;">2</div>		Serial No. <div style="position: absolute; top: 10px; left: 10px; border: 1px solid black; border-radius: 50%; width: 30px; height: 30px; text-align: center; line-height: 30px;">3</div> <div style="position: absolute; top: 10px; right: 10px; border: 1px solid black; border-radius: 50%; width: 30px; height: 30px; text-align: center; line-height: 30px;">4</div>	
Share % <div style="position: absolute; top: 10px; left: 10px; border: 1px solid black; border-radius: 50%; width: 30px; height: 30px; text-align: center; line-height: 30px;">34</div> <div style="position: absolute; top: 10px; right: 10px; border: 1px solid black; border-radius: 50%; width: 30px; height: 30px; text-align: center; line-height: 30px;">35</div> <div style="position: absolute; top: 10px; bottom: 10px; border: 1px solid black; border-radius: 50%; width: 30px; height: 30px; text-align: center; line-height: 30px;">36</div>		Applicant /Buyer's Name and No. 1. 2. 3.			
<b>6</b> SECTION I - INSPECTION CERTIFICATE - FARMERS STOCK PEANUTS <small>This certificate is issued pursuant to the Agricultural Marketing Act of 1946 as amended (7 U.S.C. 1621 et. seq.) and is admissible as prima-facie evidence in all courts in the United States. Any person who knowingly falsifies, makes, alters, forges, or counterfeits this certificate, electronic image, or participate in any such action is subject to a fine not more than \$1000.00, imprisonment for not less than 1 year, or both.</small>		Whse. Description and Bin No. <div style="position: absolute; top: 10px; right: 10px; border: 1px solid black; border-radius: 50%; width: 30px; height: 30px; text-align: center; line-height: 30px;">37</div>		Delivery Point, if not the same as Whse. <div style="position: absolute; top: 10px; right: 10px; border: 1px solid black; border-radius: 50%; width: 30px; height: 30px; text-align: center; line-height: 30px;">38</div>	
Vehicle No. <div style="position: absolute; top: 10px; right: 10px; border: 1px solid black; border-radius: 50%; width: 30px; height: 30px; text-align: center; line-height: 30px;">7</div>		Weight Ticket No. <div style="position: absolute; top: 10px; right: 10px; border: 1px solid black; border-radius: 50%; width: 30px; height: 30px; text-align: center; line-height: 30px;">40</div>		In Out <div style="position: absolute; top: 10px; right: 10px; border: 1px solid black; border-radius: 50%; width: 30px; height: 30px; text-align: center; line-height: 30px;">40</div>	
Inspection Memo No. (FV-95) <div style="position: absolute; top: 10px; left: 10px; border: 1px solid black; border-radius: 50%; width: 30px; height: 30px; text-align: center; line-height: 30px;">9</div>		Type of Inspection <div style="position: absolute; top: 10px; right: 10px; border: 1px solid black; border-radius: 50%; width: 30px; height: 30px; text-align: center; line-height: 30px;">10</div>		Date Inspected <div style="position: absolute; top: 10px; right: 10px; border: 1px solid black; border-radius: 50%; width: 30px; height: 30px; text-align: center; line-height: 30px;">8</div>	
No. Bags <div style="position: absolute; top: 10px; left: 10px; border: 1px solid black; border-radius: 50%; width: 30px; height: 30px; text-align: center; line-height: 30px;">11</div>		Bulk <div style="position: absolute; top: 10px; left: 10px; border: 1px solid black; border-radius: 50%; width: 30px; height: 30px; text-align: center; line-height: 30px;">12</div>		Type <div style="position: absolute; top: 10px; left: 10px; border: 1px solid black; border-radius: 50%; width: 30px; height: 30px; text-align: center; line-height: 30px;">13</div>	
Seg. <div style="position: absolute; top: 10px; right: 10px; border: 1px solid black; border-radius: 50%; width: 30px; height: 30px; text-align: center; line-height: 30px;">14</div>		Crop Year <div style="position: absolute; top: 10px; right: 10px; border: 1px solid black; border-radius: 50%; width: 30px; height: 30px; text-align: center; line-height: 30px;">15</div>		Time <div style="position: absolute; top: 10px; right: 10px; border: 1px solid black; border-radius: 50%; width: 30px; height: 30px; text-align: center; line-height: 30px;">16</div>	
FOREIGN MATERIAL <div style="position: absolute; top: 10px; right: 10px; border: 1px solid black; border-radius: 50%; width: 30px; height: 30px; text-align: center; line-height: 30px;">17</div>		VALENCIA TYPE ONLY <div style="position: absolute; top: 10px; right: 10px; border: 1px solid black; border-radius: 50%; width: 30px; height: 30px; text-align: center; line-height: 30px;">29</div>		LSK <div style="position: absolute; top: 10px; left: 10px; border: 1px solid black; border-radius: 50%; width: 30px; height: 30px; text-align: center; line-height: 30px;">18</div>	
CRACKED/BROKEN SHELLS <div style="position: absolute; top: 10px; right: 10px; border: 1px solid black; border-radius: 50%; width: 30px; height: 30px; text-align: center; line-height: 30px;">29</div>		DISCOLORED SHELLS <div style="position: absolute; top: 10px; right: 10px; border: 1px solid black; border-radius: 50%; width: 30px; height: 30px; text-align: center; line-height: 30px;">30</div>		MOISTURE <div style="position: absolute; top: 10px; left: 10px; border: 1px solid black; border-radius: 50%; width: 30px; height: 30px; text-align: center; line-height: 30px;">19</div>	
FREEZE DAMAGE <div style="position: absolute; top: 10px; right: 10px; border: 1px solid black; border-radius: 50%; width: 30px; height: 30px; text-align: center; line-height: 30px;">27</div>		VIRGINIA TYPE ONLY <div style="position: absolute; top: 10px; right: 10px; border: 1px solid black; border-radius: 50%; width: 30px; height: 30px; text-align: center; line-height: 30px;">31</div>		CONCEALED RMD <div style="position: absolute; top: 10px; right: 10px; border: 1px solid black; border-radius: 50%; width: 30px; height: 30px; text-align: center; line-height: 30px;">28</div>	
FANCY <div style="position: absolute; top: 10px; right: 10px; border: 1px solid black; border-radius: 50%; width: 30px; height: 30px; text-align: center; line-height: 30px;">31</div>		ELK <div style="position: absolute; top: 10px; right: 10px; border: 1px solid black; border-radius: 50%; width: 30px; height: 30px; text-align: center; line-height: 30px;">32</div>		SMK <div style="position: absolute; top: 10px; left: 10px; border: 1px solid black; border-radius: 50%; width: 30px; height: 30px; text-align: center; line-height: 30px;">20</div>	
% + SOUND SPLITS <div style="position: absolute; top: 10px; right: 10px; border: 1px solid black; border-radius: 50%; width: 30px; height: 30px; text-align: center; line-height: 30px;">21</div>		% = <div style="position: absolute; top: 10px; right: 10px; border: 1px solid black; border-radius: 50%; width: 30px; height: 30px; text-align: center; line-height: 30px;">21</div>		REMARKS <div style="position: absolute; top: 10px; left: 10px; border: 1px solid black; border-radius: 50%; width: 30px; height: 30px; text-align: center; line-height: 30px;">33</div>	
OTHER KERNELS <div style="position: absolute; top: 10px; right: 10px; border: 1px solid black; border-radius: 50%; width: 30px; height: 30px; text-align: center; line-height: 30px;">22</div>		DAMAGE <div style="position: absolute; top: 10px; right: 10px; border: 1px solid black; border-radius: 50%; width: 30px; height: 30px; text-align: center; line-height: 30px;">23</div>		TOTAL KERNELS <div style="position: absolute; top: 10px; right: 10px; border: 1px solid black; border-radius: 50%; width: 30px; height: 30px; text-align: center; line-height: 30px;">24</div>	
HULLS <div style="position: absolute; top: 10px; right: 10px; border: 1px solid black; border-radius: 50%; width: 30px; height: 30px; text-align: center; line-height: 30px;">25</div>		TOTAL KERNELS & HULLS (EXC. LSK) <div style="position: absolute; top: 10px; right: 10px; border: 1px solid black; border-radius: 50%; width: 30px; height: 30px; text-align: center; line-height: 30px;">26</div>		LSK <div style="position: absolute; top: 10px; left: 10px; border: 1px solid black; border-radius: 50%; width: 30px; height: 30px; text-align: center; line-height: 30px;">18</div>	
CRACKED/BROKEN SHELLS <div style="position: absolute; top: 10px; right: 10px; border: 1px solid black; border-radius: 50%; width: 30px; height: 30px; text-align: center; line-height: 30px;">29</div>		DISCOLORED SHELLS <div style="position: absolute; top: 10px; right: 10px; border: 1px solid black; border-radius: 50%; width: 30px; height: 30px; text-align: center; line-height: 30px;">30</div>		MOISTURE <div style="position: absolute; top: 10px; left: 10px; border: 1px solid black; border-radius: 50%; width: 30px; height: 30px; text-align: center; line-height: 30px;">19</div>	
FREEZE DAMAGE <div style="position: absolute; top: 10px; right: 10px; border: 1px solid black; border-radius: 50%; width: 30px; height: 30px; text-align: center; line-height: 30px;">27</div>		VIRGINIA TYPE ONLY <div style="position: absolute; top: 10px; right: 10px; border: 1px solid black; border-radius: 50%; width: 30px; height: 30px; text-align: center; line-height: 30px;">31</div>		CONCEALED RMD <div style="position: absolute; top: 10px; right: 10px; border: 1px solid black; border-radius: 50%; width: 30px; height: 30px; text-align: center; line-height: 30px;">28</div>	
FANCY <div style="position: absolute; top: 10px; right: 10px; border: 1px solid black; border-radius: 50%; width: 30px; height: 30px; text-align: center; line-height: 30px;">31</div>		ELK <div style="position: absolute; top: 10px; right: 10px; border: 1px solid black; border-radius: 50%; width: 30px; height: 30px; text-align: center; line-height: 30px;">32</div>		SMK <div style="position: absolute; top: 10px; left: 10px; border: 1px solid black; border-radius: 50%; width: 30px; height: 30px; text-align: center; line-height: 30px;">20</div>	
% + SOUND SPLITS <div style="position: absolute; top: 10px; right: 10px; border: 1px solid black; border-radius: 50%; width: 30px; height: 30px; text-align: center; line-height: 30px;">21</div>		% = <div style="position: absolute; top: 10px; right: 10px; border: 1px solid black; border-radius: 50%; width: 30px; height: 30px; text-align: center; line-height: 30px;">21</div>		REMARKS <div style="position: absolute; top: 10px; left: 10px; border: 1px solid black; border-radius: 50%; width: 30px; height: 30px; text-align: center; line-height: 30px;">33</div>	
OTHER KERNELS <div style="position: absolute; top: 10px; right: 10px; border: 1px solid black; border-radius: 50%; width: 30px; height: 30px; text-align: center; line-height: 30px;">22</div>		DAMAGE <div style="position: absolute; top: 10px; right: 10px; border: 1px solid black; border-radius: 50%; width: 30px; height: 30px; text-align: center; line-height: 30px;">23</div>		TOTAL KERNELS <div style="position: absolute; top: 10px; right: 10px; border: 1px solid black; border-radius: 50%; width: 30px; height: 30px; text-align: center; line-height: 30px;">24</div>	
HULLS <div style="position: absolute; top: 10px; right: 10px; border: 1px solid black; border-radius: 50%; width: 30px; height: 30px; text-align: center; line-height: 30px;">25</div>		TOTAL KERNELS & HULLS (EXC. LSK) <div style="position: absolute; top: 10px; right: 10px; border: 1px solid black; border-radius: 50%; width: 30px; height: 30px; text-align: center; line-height: 30px;">26</div>		LSK <div style="position: absolute; top: 10px; left: 10px; border: 1px solid black; border-radius: 50%; width: 30px; height: 30px; text-align: center; line-height: 30px;">18</div>	
CRACKED/BROKEN SHELLS <div style="position: absolute; top: 10px; right: 10px; border: 1px solid black; border-radius: 50%; width: 30px; height: 30px; text-align: center; line-height: 30px;">29</div>		DISCOLORED SHELLS <div style="position: absolute; top: 10px; right: 10px; border: 1px solid black; border-radius: 50%; width: 30px; height: 30px; text-align: center; line-height: 30px;">30</div>		MOISTURE <div style="position: absolute; top: 10px; left: 10px; border: 1px solid black; border-radius: 50%; width: 30px; height: 30px; text-align: center; line-height: 30px;">19</div>	
FREEZE DAMAGE <div style="position: absolute; top: 10px; right: 10px; border: 1px solid black; border-radius: 50%; width: 30px; height: 30px; text-align: center; line-height: 30px;">27</div>		VIRGINIA TYPE ONLY <div style="position: absolute; top: 10px; right: 10px; border: 1px solid black; border-radius: 50%; width: 30px; height: 30px; text-align: center; line-height: 30px;">31</div>		CONCEALED RMD <div style="position: absolute; top: 10px; right: 10px; border: 1px solid black; border-radius: 50%; width: 30px; height: 30px; text-align: center; line-height: 30px;">28</div>	
FANCY <div style="position: absolute; top: 10px; right: 10px; border: 1px solid black; border-radius: 50%; width: 30px; height: 30px; text-align: center; line-height: 30px;">31</div>		ELK <div style="position: absolute; top: 10px; right: 10px; border: 1px solid black; border-radius: 50%; width: 30px; height: 30px; text-align: center; line-height: 30px;">32</div>		SMK <div style="position: absolute; top: 10px; left: 10px; border: 1px solid black; border-radius: 50%; width: 30px; height: 30px; text-align: center; line-height: 30px;">20</div>	
% + SOUND SPLITS <div style="position: absolute; top: 10px; right: 10px; border: 1px solid black; border-radius: 50%; width: 30px; height: 30px; text-align: center; line-height: 30px;">21</div>		% = <div style="position: absolute; top: 10px; right: 10px; border: 1px solid black; border-radius: 50%; width: 30px; height: 30px; text-align: center; line-height: 30px;">21</div>		REMARKS <div style="position: absolute; top: 10px; left: 10px; border: 1px solid black; border-radius: 50%; width: 30px; height: 30px; text-align: center; line-height: 30px;">33</div>	
OTHER KERNELS <div style="position: absolute; top: 10px; right: 10px; border: 1px solid black; border-radius: 50%; width: 30px; height: 30px; text-align: center; line-height: 30px;">22</div>		DAMAGE <div style="position: absolute; top: 10px; right: 10px; border: 1px solid black; border-radius: 50%; width: 30px; height: 30px; text-align: center; line-height: 30px;">23</div>		TOTAL KERNELS <div style="position: absolute; top: 10px; right: 10px; border: 1px solid black; border-radius: 50%; width: 30px; height: 30px; text-align: center; line-height: 30px;">24</div>	
HULLS <div style="position: absolute; top: 10px; right: 10px; border: 1px solid black; border-radius: 50%; width: 30px; height: 30px; text-align: center; line-height: 30px;">25</div>		TOTAL KERNELS & HULLS (EXC. LSK) <div style="position: absolute; top: 10px; right: 10px; border: 1px solid black; border-radius: 50%; width: 30px; height: 30px; text-align: center; line-height: 30px;">26</div>		LSK <div style="position: absolute; top: 10px; left: 10px; border: 1px solid black; border-radius: 50%; width: 30px; height: 30px; text-align: center; line-height: 30px;">18</div>	
CRACKED/BROKEN SHELLS <div style="position: absolute; top: 10px; right: 10px; border: 1px solid black; border-radius: 50%; width: 30px; height: 30px; text-align: center; line-height: 30px;">29</div>		DISCOLORED SHELLS <div style="position: absolute; top: 10px; right: 10px; border: 1px solid black; border-radius: 50%; width: 30px; height: 30px; text-align: center; line-height: 30px;">30</div>		MOISTURE <div style="position: absolute; top: 10px; left: 10px; border: 1px solid black; border-radius: 50%; width: 30px; height: 30px; text-align: center; line-height: 30px;">19</div>	
FREEZE DAMAGE <div style="position: absolute; top: 10px; right: 10px; border: 1px solid black; border-radius: 50%; width: 30px; height: 30px; text-align: center; line-height: 30px;">27</div>		VIRGINIA TYPE ONLY <div style="position: absolute; top: 10px; right: 10px; border: 1px solid black; border-radius: 50%; width: 30px; height: 30px; text-align: center; line-height: 30px;">31</div>		CONCEALED RMD <div style="position: absolute; top: 10px; right: 10px; border: 1px solid black; border-radius: 50%; width: 30px; height: 30px; text-align: center; line-height: 30px;">28</div>	
FANCY <div style="position: absolute; top: 10px; right: 10px; border: 1px solid black; border-radius: 50%; width: 30px; height: 30px; text-align: center; line-height: 30px;">31</div>		ELK <div style="position: absolute; top: 10px; right: 10px; border: 1px solid black; border-radius: 50%; width: 30px; height: 30px; text-align: center; line-height: 30px;">32</div>		SMK <div style="position: absolute; top: 10px; left: 10px; border: 1px solid black; border-radius: 50%; width: 30px; height: 30px; text-align: center; line-height: 30px;">20</div>	
% + SOUND SPLITS <div style="position: absolute; top: 10px; right: 10px; border: 1px solid black; border-radius: 50%; width: 30px; height: 30px; text-align: center; line-height: 30px;">21</div>		% = <div style="position: absolute; top: 10px; right: 10px; border: 1px solid black; border-radius: 50%; width: 30px; height: 30px; text-align: center; line-height: 30px;">21</div>		REMARKS <div style="position: absolute; top: 10px; left: 10px; border: 1px solid black; border-radius: 50%; width: 30px; height: 30px; text-align: center; line-height: 30px;">33</div>	
OTHER KERNELS <div style="position: absolute; top: 10px; right: 10px; border: 1px solid black; border-radius: 50%; width: 30px; height: 30px; text-align: center; line-height: 30px;">22</div>		DAMAGE <div style="position: absolute; top: 10px; right: 10px; border: 1px solid black; border-radius: 50%; width: 30px; height: 30px; text-align: center; line-height: 30px;">23</div>		TOTAL KERNELS <div style="position: absolute; top: 10px; right: 10px; border: 1px solid black; border-radius: 50%; width: 30px; height: 30px; text-align: center; line-height: 30px;">24</div>	
HULLS <div style="position: absolute; top: 10px; right: 10px; border: 1px solid black; border-radius: 50%; width: 30px; height: 30px; text-align: center; line-height: 30px;">25</div>		TOTAL KERNELS & HULLS (EXC. LSK) <div style="position: absolute; top: 10px; right: 10px; border: 1px solid black; border-radius: 50%; width: 30px; height: 30px; text-align: center; line-height: 30px;">26</div>		LSK <div style="position: absolute; top: 10px; left: 10px; border: 1px solid black; border-radius: 50%; width: 30px; height: 30px; text-align: center; line-height: 30px;">18</div>	
CRACKED/BROKEN SHELLS <div style="position: absolute; top: 10px; right: 10px; border: 1px solid black; border-radius: 50%; width: 30px; height: 30px; text-align: center; line-height: 30px;">29</div>		DISCOLORED SHELLS <div style="position: absolute; top: 10px; right: 10px; border: 1px solid black; border-radius: 50%; width: 30px; height: 30px; text-align: center; line-height: 30px;">30</div>		MOISTURE <div style="position: absolute; top: 10px; left: 10px; border: 1px solid black; border-radius: 50%; width: 30px; height: 30px; text-align: center; line-height: 30px;">19</div>	
FREEZE DAMAGE <div style="position: absolute; top: 10px; right: 10px; border: 1px solid black; border-radius: 50%; width: 30px; height: 30px; text-align: center; line-height: 30px;">27</div>		VIRGINIA TYPE ONLY <div style="position: absolute; top: 10px; right: 10px; border: 1px solid black; border-radius: 50%; width: 30px; height: 30px; text-align: center; line-height: 30px;">31</div>		CONCEALED RMD <div style="position: absolute; top: 10px; right: 10px; border: 1px solid black; border-radius: 50%; width: 30px; height: 30px; text-align: center; line-height: 30px;">28</div>	
FANCY <div style="position: absolute; top: 10px; right: 10px; border: 1px solid black; border-radius: 50%; width: 30px; height: 30px; text-align: center; line-height: 30px;">31</div>		ELK <div style="position: absolute; top: 10px; right: 10px; border: 1px solid black; border-radius: 50%; width: 30px; height: 30px; text-align: center; line-height: 30px;">32</div>		SMK <div style="position: absolute; top: 10px; left: 10px; border: 1px solid black; border-radius: 50%; width: 30px; height: 30px; text-align: center; line-height: 30px;">20</div>	
% + SOUND SPLITS <div style="position: absolute; top: 10px; right: 10px; border: 1px solid black; border-radius: 50%; width: 30px; height: 30px; text-align: center; line-height: 30px;">21</div>		% = <div style="position: absolute; top: 10px; right: 10px; border: 1px solid black; border-radius: 50%; width: 30px; height: 30px; text-align: center; line-height: 30px;">21</div>		REMARKS <div style="position: absolute; top: 10px; left: 10px; border: 1px solid black; border-radius: 50%; width: 30px; height: 30px; text-align: center; line-height: 30px;">33</div>	
OTHER KERNELS <div style="position: absolute; top: 10px; right: 10px; border: 1px solid black; border-radius: 50%; width: 30px; height: 30px; text-align: center; line-height: 30px;">22</div>		DAMAGE <div style="position: absolute; top: 10px; right: 10px; border: 1px solid black; border-radius: 50%; width: 30px; height: 30px; text-align: center; line-height: 30px;">23</div>		TOTAL KERNELS <div style="position: absolute; top: 10px; right: 10px; border: 1px solid black; border-radius: 50%; width: 30px; height: 30px; text-align: center; line-height: 30px;">24</div>	
HULLS <div style="position: absolute; top: 10px; right: 10px; border: 1px solid black; border-radius: 50%; width: 30px; height: 30px; text-align: center; line-height: 30px;">25</div>		TOTAL KERNELS & HULLS (EXC. LSK) <div style="position: absolute; top: 10px; right: 10px; border: 1px solid black; border-radius: 50%; width: 30px; height: 30px; text-align: center; line-height: 30px;">26</div>		LSK <div style="position: absolute; top: 10px; left: 10px; border: 1px solid black; border-radius: 50%; width: 30px; height: 30px; text-align: center; line-height: 30px;">18</div>	
CRACKED/BROKEN SHELLS <div style="position: absolute; top: 10px; right: 10px; border: 1px solid black; border-radius: 50%; width: 30px; height: 30px; text-align: center; line-height: 30px;">29</div>		DISCOLORED SHELLS 			

High Moisture Content Farmer Stock Grade Conversion Charts for Virginia Type Peanuts  
 Grade Factor = Foreign Material

Exhibit 4

HOME

HMC FM %	11	12	13	14	15	16	17	18
0	2	2	2	2	2	2	2	3
1	2	2	2	3	3	3	3	3
2	3	3	3	3	3	3	3	4
3	3	3	4	4	4	4	4	4
4	4	4	4	4	4	4	4	5
5	5	5	5	5	5	5	5	5
6	5	5	5	5	5	5	6	6
7	6	6	6	6	6	6	6	6
8	6	6	6	7	7	7	7	7
9	7	7	7	7	7	7	7	7
10	8	8	8	8	8	8	8	8
11	8	8	8	8	8	8	8	8
12	9	9	9	9	9	9	9	9
13	10	9	9	9	9	9	9	9
14	10	10	10	10	10	10	10	10

## High Moisture Content Farmer Stock Grade Conversion Charts for Virginia Type Peanuts

Grade Factor = Loose Shelled Kernels

HOME

HMC LSK %

11	12	13	14	15	16	17	18
----	----	----	----	----	----	----	----

0	1	1	1	1	1	1	1	1
1	1	1	1	1	2	2	2	2
2	2	2	2	2	2	2	2	2
3	3	3	3	3	3	3	3	3
4	4	4	4	4	4	4	4	4
5	5	5	5	5	5	5	5	5
6	6	6	6	6	6	6	6	6
7	6	6	6	6	6	6	6	6
8	7	7	7	7	7	7	7	7
9	8	8	8	8	8	8	8	8
10	9	9	9	9	9	9	9	9
11	10	10	10	10	10	10	10	10
12	10	10	10	10	10	10	10	10
13	11	11	11	11	11	11	11	11
14	12	12	12	12	12	12	12	12
15	13	13	13	13	13	13	13	13
16	14	14	14	14	14	14	14	14
17	15	15	15	15	14	14	14	14
18	15	15	15	15	15	15	15	15
19	16	16	16	16	16	16	16	16
20	17	17	17	17	17	17	17	17

# High Moisture Content Farmer Stock Grade Conversion Charts for Virginia Type Peanuts

Grade Factor =

HOME

Sound Mature Kernels

HMC SMK %

11	12	13	14	15	16	17	18
----	----	----	----	----	----	----	----

80	81	81	81	81	81	81	81	81
79	80	80	80	80	80	80	80	80
78	79	79	79	79	79	79	79	79
77	78	78	78	78	78	78	78	78
76	77	77	77	77	77	77	77	77
75	75	75	75	75	75	75	75	75
74	74	74	74	74	74	74	74	74
73	73	73	73	73	73	73	73	73
72	72	72	72	72	72	72	72	72
71	71	71	71	71	71	71	71	71
70	69	69	69	69	69	69	69	69
69	68	68	68	68	68	68	68	68
68	67	67	67	67	67	67	67	67
67	66	66	66	66	66	66	66	66
66	65	65	65	65	65	65	65	65
65	63	63	63	63	63	63	63	63
64	62	62	62	62	62	62	62	62
63	61	61	61	61	61	61	61	61
62	60	60	60	60	60	60	60	60
61	59	59	59	59	59	59	59	59
60	57	57	57	57	57	57	57	57
59	56	56	56	56	56	56	56	56
58	55	55	55	55	55	55	55	55
57	54	54	54	54	54	54	54	54
56	53	53	53	53	53	53	53	53
55	51	51	51	51	51	51	51	51
54	50	50	50	50	50	50	50	50
53	49	49	49	49	49	49	49	49
52	48	48	48	48	48	48	48	48
51	47	47	47	47	47	47	47	47
50	45	45	45	45	45	45	45	45



# High Moisture Content Farmer Stock Grade Conversion Charts for Virginia Type Peanuts

Grade Factor =

Sound Splits

HOME

HMC SS %

HMC MOISTURE CONTENT							
11	12	13	14	15	16	17	18

1	3	3	3	3	3	3	3
2	4	4	4	4	4	4	4
3	5	5	5	5	5	5	5
4	7	6	6	6	6	6	5
5	8	8	7	7	7	7	6
6	9	9	8	8	8	8	7
7	10	10	10	9	9	8	8
8	12	11	11	10	10	9	9
9	13	12	12	11	11	10	10
10	14	14	13	12	12	11	11
11	15	15	14	13	13	12	11
12	17	16	15	14	14	13	12
13	18	17	16	15	15	14	13
14	19	18	17	17	16	15	14
15	20	20	19	18	17	16	15
16	22	21	20	19	18	17	16
17	23	22	21	20	19	17	16
18	24	23	22	21	20	18	17
19	26	24	23	22	20	19	18
20	27	25	24	23	21	20	19

# High Moisture Content Farmer Stock Grade Conversion Charts for Virginia Type Peanuts

Grade Factor =

SMK + SS

HOME

HMC SMKSS %

	11	12	13	14	15	16	17	18
84	84	84	84	83	83	83	82	82
83	83	83	83	82	82	82	81	81
82	82	82	81	81	81	81	80	80
81	81	81	80	80	80	80	79	79
80	80	80	79	79	79	79	78	78
79	79	78	78	78	78	78	77	77
78	78	77	77	77	77	76	76	76
77	77	76	76	76	76	75	75	75
76	75	75	75	75	75	74	74	74
75	74	74	74	74	74	73	73	73
74	73	73	73	73	73	72	72	72
73	72	72	72	72	71	71	71	71
72	71	71	71	71	70	70	70	70
71	70	70	70	70	69	69	69	69
70	69	69	69	68	68	68	68	68
69	68	68	68	67	67	67	67	67
68	67	67	66	66	66	66	66	66
67	66	66	65	65	65	65	65	65
66	65	64	64	64	64	64	64	64
65	63	63	63	63	63	63	63	63
64	62	62	62	62	62	62	62	62
63	61	61	61	61	61	61	61	61
62	60	60	60	60	60	60	60	60
61	59	59	59	59	59	59	59	59
60	58	58	58	58	58	58	58	58
59	57	57	57	57	57	57	57	57
58	56	56	56	56	56	56	56	56
57	55	55	55	55	55	55	55	55
56	54	54	54	54	54	54	54	54
55	53	53	53	53	53	53	53	53
54	52	52	52	52	52	52	52	52
53	50	50	50	50	51	51	51	51
52	49	49	49	49	49	50	50	50
51	48	48	48	48	48	48	49	49
50	47	47	47	47	47	47	47	48

# High Moisture Content Farmer Stock Grade Conversion Charts for Virginia Type Peanuts

Grade Factor =

Other Kernels

HMC OK %

11	12	13	14	15	16	17	18
----	----	----	----	----	----	----	----

1	1	1	1	1	2	2	2
2	2	2	2	2	2	3	3
3	3	3	3	3	3	3	4
4	4	4	4	4	4	4	4
5	5	5	5	5	5	5	5
6	5	6	6	6	6	6	6
7	6	6	7	7	7	7	7
8	7	7	8	8	8	8	8
9	8	8	8	9	9	9	9
10	9	9	9	9	10	10	10
11	10	10	10	10	11	11	11
12	11	11	11	11	11	12	12
13	11	12	12	12	12	13	13
14	12	13	13	13	13	14	14
15	13	13	14	14	14	14	15
16	14	14	15	15	15	15	16
17	15	15	15	16	16	16	17
18	16	16	16	17	17	17	18
19	17	17	17	17	18	18	19
20	17	18	18	18	19	19	20

# High Moisture Content Farmer Stock Grade Conversion Charts for Virginia Type Peanuts

Grade Factor = Total Kernels

HOME

HMC Total Kernels

11	12	13	14	15	16	17	18
----	----	----	----	----	----	----	----

84	84	84	83	83	83	83	83	83
83	83	83	82	82	82	82	82	82
82	82	82	82	81	81	81	81	81
81	81	81	81	80	80	80	80	80
80	80	80	80	80	79	79	79	79
79	79	79	79	79	79	78	78	78
78	78	78	78	78	78	78	77	77
77	77	77	77	77	77	77	77	77
76	76	76	76	76	76	76	76	76
75	75	75	75	75	75	75	75	75
74	74	74	74	74	74	74	74	74
73	73	73	73	73	73	73	73	73
72	72	72	72	72	72	72	72	72
71	71	71	71	71	71	71	71	71
70	70	70	70	70	70	70	70	70
69	69	69	69	69	69	69	70	70
68	68	68	68	68	69	69	69	69
67	67	67	67	68	68	68	68	68
66	66	66	67	67	67	67	67	67
65	65	65	66	66	66	66	66	66
64	64	65	65	65	65	65	65	65
63	63	64	64	64	64	64	64	64
62	62	63	63	63	63	63	63	64
61	62	62	62	62	62	62	62	63
60	61	61	61	61	61	61	62	62
59	60	60	60	60	60	61	61	61
58	59	59	59	59	59	60	60	60
57	58	58	58	58	59	59	59	59
56	57	57	57	57	58	58	58	58
55	56	56	56	56	57	57	57	57
54	55	55	55	56	56	56	56	57
53	54	54	54	55	55	55	55	56
52	53	53	53	54	54	54	55	55
51	52	52	52	53	53	53	54	54
50	51	51	52	52	52	52	53	53

# High Moisture Content Farmer Stock Grade Conversion Charts for Virginia Type Peanuts

Grade Factor =

Hulls

HOME

HMC HULLS %

11	12	13	14	15	16	17	18
----	----	----	----	----	----	----	----

10	10	10	11	11	11	12	12	12
11	11	11	12	12	12	12	13	13
12	12	12	13	13	13	13	14	14
13	13	13	14	14	14	14	15	15
14	14	14	15	15	15	15	15	16
15	15	15	16	16	16	16	16	17
16	16	16	17	17	17	17	17	17
17	17	17	18	18	18	18	18	18
18	18	18	18	19	19	19	19	19
19	19	19	19	20	20	20	20	20
20	20	20	20	21	21	21	21	21
21	21	21	21	21	22	22	22	22
22	22	22	22	22	23	23	23	23
23	23	23	23	23	23	24	24	24
24	24	24	24	24	24	24	24	25
25	25	25	25	25	25	25	25	25
26	26	26	26	26	26	26	26	26
27	27	27	27	27	27	27	27	27
28	28	28	28	28	28	28	28	28
29	29	29	29	29	29	29	29	29
30	30	30	30	30	30	30	30	30
31	31	31	31	31	31	31	31	31
32	32	32	32	32	32	32	32	32
33	33	33	33	33	33	33	33	33
34	34	34	34	34	34	34	34	33
35	35	35	35	35	35	35	34	34
36	36	36	36	36	36	35	35	35
37	37	37	37	37	37	36	36	36
38	38	38	38	38	37	37	37	37
39	39	39	39	39	38	38	38	38
40	40	40	40	40	39	39	39	39



High Moisture Content Farmer Stock Grade Conversion Charts for Virginia Type Peanuts  
 Grade Factor = **HOME** Damage

HMC DAM %								
	11	12	13	14	15	16	17	18
0	0	0	0	0	0	0	0	0
1	1	1	1	1	1	1	1	1
2	1	1	1	1	1	1	1	1
3	2	2	2	2	2	2	2	2
4	2	2	2	2	2	2	2	2
5	3	3	3	3	3	3	3	3
6	3	3	3	3	3	3	3	3
7	4	4	4	4	4	4	4	4
8	4	4	4	4	4	4	4	4
9	5	5	5	5	5	5	5	5
10	5	5	5	6	6	6	6	6
11	6	6	6	6	6	6	6	6
12	7	7	7	7	7	7	7	7
13	7	7	7	7	7	7	7	7
14	8	8	8	8	8	8	8	8
15	8	8	8	8	8	8	8	8
16	9	9	9	9	9	9	9	9
17	9	9	9	9	9	9	9	9
18	10	10	10	10	10	10	10	10
19	10	10	10	10	10	10	10	10
20	11	11	11	11	11	11	11	11

High Moisture Content Farmer Stock Grade Conversion Charts for Virginia Type Peanuts  
 Grade Factor = Extra Large Kernels

HMC ELK %	HMC MOISTURE CONTENT							
	11	12	13	14	15	16	17	18
20	18	17	17	16	16	15	15	14
21	19	18	18	17	17	16	16	15
22	20	19	19	18	18	17	17	16
23	21	20	20	19	19	18	17	17
24	22	21	21	20	20	19	18	18
25	23	22	22	21	21	20	19	19
26	24	23	23	22	22	21	20	20
27	25	24	24	23	23	22	21	21
28	26	25	25	24	24	23	22	22
29	27	26	26	25	25	24	23	23
30	28	27	27	26	26	25	24	24
31	29	28	28	27	27	26	25	25
32	30	29	29	28	28	27	26	26
33	31	30	30	29	29	28	27	27
34	32	31	31	30	29	29	28	28
35	33	32	32	31	30	30	29	29
36	34	33	33	32	31	31	30	30
37	35	34	34	33	32	32	31	31
38	36	35	35	34	33	33	32	32
39	37	36	36	35	34	34	33	32
40	38	37	37	36	35	35	34	33
41	39	38	38	37	36	36	35	34
42	40	39	39	38	37	37	36	35
43	41	40	40	39	38	38	37	36
44	42	41	41	40	39	39	38	37
45	43	42	42	41	40	40	39	38
46	44	43	43	42	41	41	40	39
47	45	44	44	43	42	42	41	40
48	46	45	45	44	43	43	42	41
49	47	46	46	45	44	44	43	42
50	48	48	47	46	45	45	44	43
51	49	49	48	47	46	46	45	44
52	50	50	49	48	47	47	46	45
53	51	51	50	49	48	48	47	46
54	52	52	51	50	49	49	48	47
55	53	53	52	51	50	50	49	48
56	54	54	53	52	51	51	50	49
57	55	55	54	53	52	52	51	50
58	56	56	55	54	53	53	52	51
59	57	57	56	55	54	53	53	52
60	58	58	57	56	55	54	54	53
61	59	59	58	57	56	55	55	54
62	60	60	59	58	57	56	56	55
63	61	61	60	59	58	57	57	56
64	62	62	61	60	59	58	58	57
65	63	63	62	61	60	59	59	58

High Moisture Content Farmer Stock Grade Conversion Charts for Virginia Type Peanuts  
 Grade Factor = Fancy

HMC FANCY %	HMC MOISTURE CONTENT							
	11	12	13	14	15	16	17	18
40	40	40	40	40	40	40	40	40
41	41	41	41	41	41	41	41	41
42	42	42	42	42	42	42	42	42
43	43	43	43	43	43	43	43	43
44	44	44	44	44	44	44	44	44
45	45	45	45	45	45	45	45	45
46	46	46	46	46	46	46	46	46
47	47	47	47	47	47	47	47	47
48	48	48	48	48	48	48	48	48
49	49	49	49	49	49	49	49	49
50	50	50	50	50	50	50	50	50
51	51	51	51	51	51	51	51	51
52	52	52	52	52	52	52	52	52
53	53	53	53	53	53	53	53	53
54	54	54	54	54	54	54	54	54
55	55	55	55	55	55	55	55	55
56	56	56	56	56	56	56	56	56
57	57	57	57	57	57	57	57	57
58	58	58	58	58	58	58	58	58
59	59	59	59	59	59	59	59	59
60	60	60	60	60	60	60	60	60
61	61	61	61	61	61	61	61	61
62	62	62	62	62	62	62	62	62
63	63	63	63	63	63	63	63	63
64	64	64	64	64	64	64	64	64
65	65	65	65	65	65	65	65	64
66	66	66	66	66	66	66	65	65
67	67	67	67	67	67	67	66	66
68	68	68	68	68	68	67	67	67
69	69	69	69	69	69	68	68	68
70	70	70	70	70	69	69	69	69
71	71	71	71	71	70	70	70	70
72	72	72	72	72	71	71	71	71
73	73	73	73	72	72	72	72	72
74	74	74	74	73	73	73	73	73
75	75	75	74	74	74	74	74	74
76	76	76	75	75	75	75	75	75
77	77	77	76	76	76	76	76	76
78	78	78	77	77	77	77	77	77
79	79	78	78	78	78	78	78	78
80	80	79	79	79	79	79	79	79
81	81	80	80	80	80	80	80	80
82	82	81	81	81	81	81	81	81
83	82	82	82	82	82	82	82	82
84	83	83	83	83	83	83	83	83
85	84	84	84	84	84	84	84	84
86	85	85	85	85	85	85	85	85
87	86	86	86	86	86	86	86	86
88	87	87	87	87	87	87	87	87
89	88	88	88	88	88	88	88	88
90	89	89	89	89	89	89	89	89
91	90	90	90	90	90	90	90	90
92	91	91	91	91	91	91	91	91
93	92	92	92	92	92	92	92	92
94	93	93	93	93	93	93	93	93
95	94	94	94	94	94	94	94	93

High Moisture Content Farmer Stock Grade Conversion Charts for Spanish Type Peanuts

Grade Factor =

Foreign Material

HMC FM %

11	12	13	14	15	16	17	18
----	----	----	----	----	----	----	----

0	0	0	0	1	1	1	1
1	1	1	1	1	2	2	2
2	2	2	2	2	2	3	3
3	2	3	3	3	3	4	4
4	3	4	4	4	4	5	5
5	4	5	5	5	5	5	6
6	5	6	6	6	6	6	7
7	5	7	7	7	7	7	8
8	6	8	8	8	8	8	9
9	7	9	9	9	9	9	10
10	8	10	10	10	10	10	11
11	8	10	11	11	11	11	12
12	9	11	12	12	12	12	13
13	10	12	13	13	13	13	14
14	11	13	14	14	14	14	15

High Moisture Content Farmer Stock Grade Conversion Charts for Spanish Type Peanuts  
 Grade Factor = **HOMER**  
 Loose Shelled Kernels

HMC LSK %								
	11	12	13	14	15	16	17	18
0	1	1	1	2	2	2	2	2
1	2	2	2	2	2	2	2	2
2	3	3	2	2	2	2	2	2
3	3	3	3	3	3	3	2	2
4	4	4	4	3	3	3	3	2
5	5	4	4	4	3	3	3	2
6	5	5	5	4	4	3	3	2
7	6	6	5	5	4	4	3	3
8	7	6	6	5	4	4	3	3
9	7	7	6	5	5	4	3	3
10	8	7	7	6	5	4	4	3
11	9	8	7	6	5	5	4	3
12	10	9	8	7	6	5	4	3
13	10	9	8	7	6	5	4	3
14	11	10	9	8	6	5	4	3
15	12	10	9	8	7	6	4	3
16	12	11	10	8	7	6	5	3
17	13	12	10	9	7	6	5	3
18	14	12	11	9	8	6	5	3
19	14	13	11	10	8	7	5	3
20	15	13	12	10	8	7	5	4

High Moisture Content Farmer Stock Conversion Charts for Spanish Type Peanuts

Grade Factor =  
HOME

Sound Mature Kernels

HMC SMK %

HIGH MOISTURE CONTENT							
11	12	13	14	15	16	17	18

00	80	00	80	80	79	79	79	79
79	79	79	78	78	70	78	78	70
70	77	77	77	77	77	77	77	77
77	76	78	76	76	76	76	75	75
76	75	75	76	75	74	74	74	74
75	74	74	74	73	73	73	73	73
74	73	73	72	72	72	72	71	71
73	72	71	71	71	71	70	70	70
72	70	70	70	70	69	69	69	69
71	69	69	69	68	68	68	68	67
70	80	68	68	87	67	67	66	66
69	67	67	66	66	66	65	66	65
60	66	65	65	65	64	64	64	63
07	65	64	64	64	63	63	62	62
66	63	63	63	62	62	61	61	61
65	62	62	61	61	61	60	60	59
64	61	61	60	60	59	59	58	58
63	60	60	59	59	58	50	57	57
62	59	58	58	57	57	56	56	55
61	58	67	57	56	56	55	55	54
60	67	56	55	55	54	64	63	53
59	65	55	54	54	53	53	52	51
58	64	54	53	52	52	51	51	50
67	63	62	52	51	51	50	49	49
56	52	51	51	60	49	49	48	48
55	51	50	48	49	40	47	47	48
54	50	49	48	48	47	46	46	45
53	48	48	47	46	46	45	44	44
52	47	46	46	45	44	44	43	42
51	46	45	45	44	42	42	42	41
50	45	44	43	43	41	40	40	40



High Moisture Content Fairmer Stock Grade Conversion Charts for Spanish Type Peanuts

Grade Factor =  
HOME

SMKSS

HMC SMKSS %

	11	12	13	14	15	16	17	18
84	84	84	84	83	83	83	82	82
83	83	83	83	82	82	82	81	81
82	82	82	81	81	81	81	80	80
81	81	81	80	80	80	80	79	79
80	80	80	79	79	79	79	78	78
79	79	78	78	78	78	78	77	77
78	78	77	77	77	77	76	76	76
77	77	76	76	76	76	75	75	75
76	75	75	75	75	75	74	74	74
75	74	74	74	74	74	73	73	73
74	73	73	73	73	73	72	72	72
73	72	72	72	72	71	71	71	71
72	71	71	71	71	70	70	70	70
71	70	70	70	70	69	69	69	69
70	69	69	69	68	68	68	68	68
69	68	68	68	67	67	67	67	67
68	67	67	66	66	66	66	66	66
67	66	66	65	65	65	65	65	65
66	65	64	64	64	64	64	64	64
65	63	63	63	63	63	63	63	63
64	62	62	62	62	62	62	62	62
63	61	61	61	61	61	61	61	61
62	60	60	60	60	60	60	60	60
61	59	59	59	59	59	59	59	59
60	58	58	58	58	58	58	58	58
59	57	57	57	57	57	57	57	57
58	56	56	56	56	56	56	56	56
57	55	55	55	55	55	55	55	55
56	54	54	54	54	54	54	54	54
55	53	53	53	53	53	53	53	53
54	52	52	52	52	52	52	52	52
53	50	50	50	50	51	51	51	51
52	49	49	49	49	49	50	50	50
51	48	48	48	48	48	48	49	49
50	47	47	47	47	47	47	47	48

High Moisture Content Farmer Stock Grade Conversion Charts for Spanish Type Peanuts

Grade Factor =

HOME

Total Kernels

HMC TK %

11	12	13	14	15	16	17	18
----	----	----	----	----	----	----	----

84	84	84	83	83	83	83	83
83	83	83	82	82	82	82	82
82	82	82	81	81	81	81	81
81	81	81	80	80	80	80	80
80	80	80	79	79	79	79	79
79	79	79	78	78	78	78	78
78	78	78	77	77	77	77	77
77	77	77	76	76	76	76	76
76	76	76	75	75	75	75	75
75	75	75	74	74	74	74	74
74	74	74	73	73	73	73	73
73	73	73	72	72	72	72	72
72	72	72	71	71	71	71	71
71	71	71	70	70	70	70	70
70	70	70	69	69	69	69	69
69	69	69	68	68	68	68	68
68	68	68	67	67	67	67	67
67	67	67	66	66	66	66	66
66	66	66	65	65	65	65	65
65	65	65	64	64	64	64	64
64	64	64	63	63	63	63	63
63	63	63	62	62	62	62	62
62	62	62	61	61	61	61	61
61	61	61	60	60	60	60	60
60	60	60	59	59	59	59	59
59	59	59	58	58	58	58	58
58	58	58	57	57	57	57	57
57	57	57	56	56	56	56	56
56	56	56	55	55	55	55	55
55	55	55	54	54	54	54	54
54	54	54	53	53	53	53	53
53	53	53	52	52	52	52	52
52	52	52	51	51	51	51	51
51	51	51	50	50	50	50	50
50	50	50	49	49	49	49	49

# High Moisture Content Farmer Stock Grade Conversion Charts for Spanish Type Peanuts

Grade Factor =

Hulls

HOME

HMC HULLS %

11	12	13	14	15	16	17	18
----	----	----	----	----	----	----	----

10	10	10	11	11	11	11	12	12
11	11	11	12	12	12	12	13	13
12	12	12	13	13	13	13	14	14
13	13	13	14	14	14	14	15	15
14	14	14	15	15	15	15	16	16
15	15	15	16	16	16	16	17	17
16	16	16	17	17	17	17	18	18
17	17	17	18	18	18	18	19	19
18	18	18	19	19	19	19	20	20
19	19	19	20	20	20	20	21	21
20	20	20	21	21	21	21	22	22
21	21	21	22	22	22	22	23	23
22	22	22	23	23	23	23	24	24
23	23	23	24	24	24	24	25	25
24	24	24	25	25	25	25	26	26
25	25	25	26	26	26	26	27	27
26	26	26	27	27	27	27	28	28
27	27	27	28	28	28	28	29	29
28	28	28	29	29	29	29	30	30
29	29	29	30	30	30	30	31	31
30	30	30	31	31	31	31	32	32
31	31	31	32	32	32	32	33	33
32	32	32	33	33	33	33	34	34
33	33	33	34	34	34	34	35	35
34	34	34	35	35	35	35	36	36
35	35	35	36	36	36	36	37	37
36	36	36	37	37	37	37	38	38
37	37	37	38	38	38	38	39	39
38	38	38	39	39	39	39	40	40
39	39	39	40	40	40	40		
40	40	40						

High Moisture Content Farmer Stock Grade Conversion Charts for Spanish Type Peanuts

Grade Factor = **HOME**

Damaged Kernels

HMC DAM %

11	12	13	14	15	16	17	18
----	----	----	----	----	----	----	----

0	0	0	0	0	0	0	0
1	1	1	1	1	1	1	1
2	1	1	1	1	1	1	1
3	2	2	2	2	2	1	1
4	3	3	2	2	2	2	2
5	3	3	3	3	3	2	2
6	4	4	4	3	3	3	3
7	4	4	4	4	3	3	3
8	5	4	4	4	4	4	3
9	5	5	5	5	4	4	4
10	6	6	5	5	5	4	4
11	7	6	6	6	5	5	4
12	7	7	6	6	5	5	5
13	8	8	7	6	6	5	5
14	9	8	7	7	6	6	5
15	9	9	8	7	7	6	6
16	10	9	8	8	7	7	6
17	11	10	10	9	8	7	7
18	11	11	10	9	8	8	7
19	12	11	11	10	9	8	7
20	13	12	11	11	10	9	8

# High Moisture Content Farmer Stock Grade Conversion Charts for Spanish Type Peanuts

Grade Factor = **HOME**

Other Kernels

HMC OK %

11	12	13	14	15	16	17	18
----	----	----	----	----	----	----	----

1	2	2	2	3	3	3	3
2	3	3	3	3	3	4	4
3	4	4	4	4	4	5	5
4	5	5	5	5	5	5	5
5	6	6	6	6	6	6	6
6	6	7	7	7	7	7	7
7	7	7	8	8	8	8	8
8	8	8	8	8	9	9	9
9	9	9	9	9	9	10	10
10	10	10	10	10	10	10	10
11	11	11	11	11	11	11	11
12	12	12	12	12	12	12	12
13	12	12	13	13	13	13	13
14	13	13	13	13	14	14	14
15	14	14	14	14	14	14	15
16	15	15	15	15	15	15	15
17	16	16	16	16	16	16	16
18	17	17	17	17	17	17	17
19	17	18	18	18	18	18	18
20	18	18	18	19	19	19	19

High Moisture Content Farmer Stock Grade Conversion Charts for Runner Type Peanuts  
 Grade Factor = **HOME** Foreign Material

HMC FM %								
	11	12	13	14	15	16	17	18
0	1	1	1	1	1	2	2	2
1	2	2	2	2	2	2	2	2
2	2	2	2	2	3	3	3	3
3	3	3	3	3	3	3	3	3
4	3	3	3	3	4	4	4	4
5	4	4	4	4	4	4	4	4
6	4	4	4	5	5	5	5	5
7	5	5	5	5	5	5	5	5
8	5	5	6	6	6	6	6	6
9	6	6	6	6	6	6	6	7
10	6	7	7	7	7	7	7	7
11	7	7	7	7	7	7	8	8
12	8	8	8	8	8	8	8	8
13	8	8	8	8	8	9	9	9
14	9	9	9	9	9	9	9	9



# High Moisture Content Farmer Stock Grade Conversion Charts for Runner Type Peanuts

Grade Factor =  
HOME

Loose Shelled Kernels

HMC LSK %

11	12	13	14	15	16	17	18
----	----	----	----	----	----	----	----

0	1	1	1	1	1	1	1
1	1	1	1	1	1	1	2
2	2	2	2	2	2	2	2
3	2	3	3	3	3	3	3
4	3	3	3	3	3	3	4
5	4	4	4	4	4	4	4
6	4	5	5	5	5	5	5
7	5	5	5	5	5	5	6
8	6	6	6	6	6	6	6
9	6	6	7	7	7	7	7
10	7	7	7	7	7	7	8
11	8	8	8	8	8	8	8
12	8	8	9	9	9	9	9
13	9	9	9	9	9	9	9
14	10	10	10	10	10	10	10
15	10	10	10	11	11	11	11
16	11	11	11	11	11	11	11
17	12	12	12	12	12	12	12
18	12	12	12	13	13	13	13
19	13	13	13	13	13	13	13
20	14	14	14	14	14	14	14

High Moisture Content Farmer Stock Grade Conversion Charts for Runner Type Peanuts  
 Grade Factor =  
 HOME  
 Sound Mature Kernels

HMC SMK %	HMC SMK %							
	11	12	13	14	15	16	17	18
80	78	78	78	78	78	78	78	78
79	77	77	77	77	77	77	77	77
78	76	76	76	76	76	76	76	76
77	74	74	74	74	74	74	74	74
76	73	73	73	73	73	73	73	73
75	72	72	72	72	72	72	72	72
74	71	71	71	71	71	71	71	71
73	70	70	70	70	70	70	70	70
72	69	69	69	69	69	69	69	69
71	68	68	68	68	68	68	68	68
70	67	67	67	67	67	67	67	67
69	66	66	66	66	66	66	66	66
68	65	65	65	65	65	65	65	65
67	64	64	64	64	64	64	64	64
66	63	63	63	63	63	63	63	63
65	62	62	62	62	62	62	62	62
64	61	61	61	61	61	61	61	61
63	60	60	60	60	60	60	60	60
62	59	59	59	59	59	59	59	59
61	58	58	58	58	58	58	58	58
60	56	56	56	56	56	56	56	56
59	55	55	55	55	55	55	55	55
58	54	54	54	54	54	54	54	54
57	53	53	53	53	53	53	53	53
56	52	52	52	52	52	52	52	52
55	51	51	51	51	51	51	51	51
54	50	50	50	50	50	50	50	50
53	49	49	49	49	49	49	49	49
52	48	48	48	48	48	48	48	48
51	47	47	47	47	47	47	47	47
50	46	46	46	46	46	46	46	46

High Moisture Content Farmer-Blood Grade Conversion Chart for Runner Type Poultry  
Grade Factor = Sound-Spills

HMC MOISTURE CONTENT		HMC %						
		11	12	13	14	15	16	17
0	2	2	2	2	2	3	3	3
1	3	3	3	3	3	3	3	3
2	3	3	3	3	3	3	3	3
3	4	4	4	4	4	4	4	4
4	5	5	5	5	5	5	5	5
5	6	6	6	6	6	6	6	6
6	7	7	7	7	7	7	7	7
7	8	8	8	8	8	8	8	8
8	9	9	9	9	9	9	9	9
9	10	10	10	10	10	10	10	10
10	11	11	11	11	11	11	11	11
11	12	12	12	12	12	12	12	12
12	13	13	13	13	13	13	13	13
13	14	14	14	14	14	14	14	14
14	15	15	15	15	15	15	15	15
15	16	16	16	16	16	16	16	16
16	17	17	17	17	17	17	17	17
17	18	18	18	18	18	18	18	18
18	19	19	19	19	19	19	19	19

High Moisture Content Farmer Stock Grade Conversion Charts for Runner Type Peanuts  
Grade Factor = SMKSS

HMC SMKSS %

11	12	13	14	15	16	17	18
----	----	----	----	----	----	----	----

84	84	84	83	83	83	82	82
83	83	83	82	82	82	81	81
82	82	81	81	81	81	80	80
81	81	80	80	80	80	79	79
80	80	79	79	79	79	78	78
79	79	78	78	78	78	77	77
78	78	77	77	77	76	76	76
77	77	76	76	76	75	75	75
76	75	75	75	75	74	74	74
75	74	74	74	74	73	73	73
74	73	73	73	73	72	72	72
73	72	72	72	71	71	71	71
72	71	71	71	70	70	70	70
71	70	70	70	69	69	69	69
70	69	69	68	68	68	68	68
69	68	68	67	67	67	67	67
68	67	67	66	66	66	66	66
67	66	66	65	65	65	65	65
66	65	64	64	64	64	64	64
65	63	63	63	63	63	63	63
64	62	62	62	62	62	62	62
63	61	61	61	61	61	61	61
62	60	60	60	60	60	60	60
61	59	59	59	59	59	59	59
60	58	58	58	58	58	58	58
59	57	57	57	57	57	57	57
58	56	56	56	56	56	56	56
57	55	55	55	55	55	55	55
56	54	54	54	54	54	54	54
55	53	53	53	53	53	53	53
54	52	52	52	52	52	52	52
53	50	50	50	51	51	51	51
52	49	49	49	49	50	50	50
51	48	48	48	48	48	49	49
50	47	47	47	47	47	47	48

# High Moisture Content Farmer Stock Grade Conversion Charts for Runner Type Peanuts

Grade Factor =

Other Kernels

HOME

HMC OK %

11	12	13	14	15	16	17	18
----	----	----	----	----	----	----	----

1	2	2	2	2	2	2	2	2
2	3	3	3	3	3	3	3	3
3	4	4	4	4	4	4	4	5
4	5	5	5	5	5	5	5	6
5	6	6	6	6	6	6	7	7
6	7	7	7	7	7	7	8	8
7	7	8	8	8	8	8	9	9
8	8	9	9	9	9	9	10	10
9	9	10	10	10	10	11	11	11
10	10	11	11	11	11	12	12	12
11	11	12	12	12	12	13	13	13
12	12	13	13	13	13	14	14	14
13	13	14	14	14	14	15	15	15
14	14	15	15	15	15	16	16	16
15	15	15	16	16	16	17	17	17
16	16	16	17	17	17	18	18	18
17	17	17	18	18	18	19	19	20
18	18	18	19	19	20	20	20	21
19	19	19	20	20	21	21	21	22
20	20	20	21	21	22	22	22	23

High Moisture Content Farmer Stock Grade Conversion Charts for Runner Type Peanuts

Grade Factor =  
HOME

Total Kernels

HMC TK %

11	12	13	14	15	16	17	18
----	----	----	----	----	----	----	----

84	84	83	83	83	83	83	83
83	83	82	82	82	82	82	82
82	82	81	81	81	81	81	81
81	81	80	80	80	80	80	80
80	80	79	79	79	79	79	79
79	79	78	78	78	78	78	78
78	78	77	77	77	77	77	77
77	77	76	76	76	76	76	76
76	76	75	75	75	75	75	75
75	75	74	74	74	74	74	74
74	74	73	73	73	73	73	73
73	73	72	72	72	72	72	72
72	72	71	71	71	71	71	71
71	71	70	70	70	70	70	70
70	70	69	69	69	69	69	69
69	69	68	68	68	68	68	68
68	68	67	67	67	67	67	67
67	67	66	66	66	66	66	66
66	66	65	65	65	65	65	65
65	65	64	64	64	64	64	64
64	64	63	63	63	63	63	63
63	63	62	62	62	62	62	62
62	62	61	61	61	61	61	61
61	61	60	60	60	60	60	60
60	60	59	59	59	59	59	59
59	59	58	58	58	58	58	58
58	58	57	57	57	57	57	57
57	57	56	56	56	56	56	56
56	56	55	55	55	55	55	55
55	55	54	54	54	54	54	54
54	54	53	53	53	53	53	53
53	53	52	52	52	52	52	52
52	52	51	51	51	51	51	51
51	51	50	50	50	50	50	50
50	50	49	49	49	49	49	49



High Moisture Content Farmer Stock Grade Conversion Charts for Runner Type Peanuts

Grade Factor =  
HOME

Hulls

HMC HULLS %

11	12	13	14	15	16	17	18
----	----	----	----	----	----	----	----

10	10	10	11	11	11	12	12	12	12
11	11	11	12	12	12	12	13	13	13
12	12	12	13	13	13	13	14	14	14
13	13	13	14	14	14	14	15	15	15
14	14	14	15	15	15	15	16	16	16
15	15	15	16	16	16	16	17	17	17
16	16	16	17	17	17	17	18	18	18
17	17	17	18	18	18	18	19	19	19
18	18	18	19	19	19	19	20	20	20
19	19	19	20	20	20	20	21	21	21
20	20	20	21	21	21	21	22	22	22
21	21	21	22	22	22	22	23	23	23
22	22	22	23	23	23	23	24	24	24
23	23	23	24	24	24	24	25	25	25
24	24	24	25	25	25	25	26	26	26
25	25	25	26	26	26	26	27	27	27
26	26	26	27	27	27	27	28	28	28
27	27	27	28	28	28	28	29	29	29
28	28	28	29	29	29	29	30	30	30
29	29	29	30	30	30	30	31	31	31
30	30	30	31	31	31	31	32	32	32
31	31	31	32	32	32	32	33	33	33
32	32	32	33	33	33	33	34	34	34
33	33	33	34	34	34	34	35	35	35
34	34	34	35	35	35	35	36	36	36
35	35	35	36	36	36	36	37	37	37
36	36	36	37	37	37	37	38	38	38
37	37	37	38	38	38	38	39	39	39
38	38	38	39	39	39	39	40	40	40
39	39	39	40	40	40	40			
40	40	40							

High Moisture Content Farmer Stock Grade Conversion Charts for Runner Type Peanuts  
 Grade Factor = **HOME**  
 Damaged Kernels

HMC DAM %	HMC DAM %							
	11	12	13	14	15	16	17	18
0	0	0	0	0	0	0	0	0
1	1	1	1	1	1	1	1	1
2	1	1	1	1	1	1	1	1
3	2	2	2	2	1	1	1	1
4	2	2	2	2	2	2	2	1
5	3	3	3	2	2	2	2	2
6	3	3	3	3	3	2	2	2
7	4	4	3	3	3	3	2	2
8	4	4	4	4	3	3	3	3
9	5	5	4	4	4	3	3	3
10	5	5	5	4	4	4	3	3
11	6	6	5	5	5	4	4	4
12	7	6	6	5	5	4	4	4
13	7	7	6	6	5	5	4	4
14	8	7	7	6	6	5	5	4
15	8	8	7	7	6	6	5	5
16	9	8	8	7	6	6	5	5
17	9	9	8	7	7	6	6	5
18	10	9	8	8	7	7	6	5
19	10	10	9	8	8	7	6	6
20	11	10	9	8	8	7	6	6

FSA-1007 (06-01-05) FINAL

## INSPECTION CERTIFICATE AND CALCULATION WORKSHEET

USDA/FSA/AMS

Farm Producer Name/Seller's Name, St. &amp; CO. Code &amp; Farm No.

Buying Point No. &amp; Location

Serial No.

Share %

Applicant /Buyer's Name and No.

1.  
2.  
3.

## SECTION I - INSPECTION CERTIFICATE - FARMERS STOCK PEANUTS

This certificate is issued pursuant to the Agricultural Marketing Act of 1946 as amended (7 U.S.C. 1621 et. seq.) and is admissible as prima-facie evidence in all courts in the United States. Any person who knowingly shall falsify name, date, origin, or number of this certificate, electronic image, or participate in any such action is subject to a fine not more than \$1000.00, imprisonment for not less than 1 year, or both.

Whse. Description and Bin No.

Delivery Point, if not the same as Whse.

Type Storage

Vehicle No.

Weight Ticket No.

In

Out

Inspection Memo No. (FV-95)

Type of Inspection

Date Inspected

## SECTION II - CALCULATION WORKSHEET

No. Bags

Bulk

Type

Seg.

Crop Year

Time

Seg. 14

A. Weight Including Vehicle

lbs.

HMC

%

B. Weight of Vehicle

lbs.

FM

%

C. Gross Weight (A minus B)

lbs.

FOREIGN MATERIAL

%

VALENCIA TYPE ONLY

LSK

%

D. Foreign Material (% of FM x C)

lbs.

LSK

%

CRACKED/BROKEN SHELLS

%

MST

%

E. Weight Less FM (C minus D)

lbs.

MOISTURE

%

DISCOLORED SHELLS

%

SMK

%

F. Excess Moisture (% of EM x E)

lbs.

FREEZE DAMAGE

%

VIRGINIA TYPE ONLY

SS

%

G. NET WEIGHT (E minus F)

lbs.

CONCEALED RMD

%

FANCY

%

SMKRS

%

H. LSK (% of LSK x C)

/ lbs.

ELK

%

OK

%

I. Net Weight excluding LSK (G minus H)

lbs.

SMK

% + SOUND SPLITS

%

%

FRZ

%

J. Kernel Value Per Ton/Lb. (Exc. LSK)

\$/c

REMARKS

OTHER KERNELS

%

C RMD

%

K. ELK Premium

\$/c

DAMAGE

%

Total

%

L. Total (J + K)

\$/c

TOTAL KERNELS

%

Total

%

M. Damage

Excess FM

Excess Splits

TOTAL

HULLS

%

DAM

%

N. Net Value Per Ton/Lb. Exc. LSK

\$/c

TOTAL KERNELS  
& HULLS (EXC. LSK)

%

ELK

%

O. Value Per Lb. Exc. LSK (N divided by 2000)

c

FANCY

%

P. Value Per Pound Including LSK  
N or O x 1 = \$ \_\_\_\_\_  
H x \$.07 = \$ \_\_\_\_\_

TOTAL = \$

+ G =

c

I, the undersigned, a duly authorized inspector of the United States Department of Agriculture, do hereby certify that, at the request of the applicant and on the date inspected indicated above, samples of the above described products were inspected and the quality and/or condition as shown by said samples were as herein stated.

Applicant No.

R. Unrecptd/Stored

Applicant No.

S. Receipted

Applicant No.

T. Commercial

LBS. (Line G)

LBS. (Line G)

LBS. (Line G)

x Line P = \$

x Line P = \$

x Line P = \$

x

%

x

%

x

%

Signature of Inspector

Date Signed

Value of Segment

Value of Segment

Value of Segment

= \$

= \$

= \$

I, the undersigned, a duly licensed weigher, do hereby certify that this certificate is issued under the United States Warehouse Act and in accordance with the regulations thereunder.

Deductions  
1. Peanut Promotion

\$

\$

\$

Signature of Licensed Weigher

2. Tax - Ser. Fee

\$

\$

\$

3.

\$

\$

\$

4.

\$

\$

\$

Date Signed

5.

\$

\$

\$

6.

\$

\$

\$

Q. REMARKS

7. Net Amount

\$

\$

\$

Date Delivered for Immediate Sale:

## Exhibit 5

### MP1 Record Layout (FSA-1007: Inspection Certificate and Calculation Worksheet Record Descriptor)

Position	Description	Format	Comments/ Data Validations
1-7	1007 Serial Number	N (7)	Cannot be: - empty - 0000000 - Duplicate not allowed, except for: <b>Void FV-95's (Value in RFS, field 327="F", "L", "M", "S") which will have "11111" + Numeric State Code.</b>  <b>Note:</b> The value can be: • right justified with either leading zeroes or blanks • left justified with trailing blanks (any zeroes will be treated as part of the 1007 number).
8-9	State Code	N (2)	Ensure that State code is valid
10-12	County Code	N (3)	Ensure that County Code is valid
13-19	Farm Number	N (7)	Greater than 0
20-23	Filler		
24-28	Buying Point Number	N (5)	Cannot be 00000, 13999, 48999, 51999
29-33	Grading Point Number	N (5)	
34-209	Filler		
210-214	First Buyer Number	N (5)	
215-219	Second Buyer Number	N (5)	
220-224	Third Buyer Number	N (5)	
225-231	FV-95 Serial Number	AN (7)	
232-236	Warehouse Bin No.	AN (5)	
237-240	Peanut Type	N (4)	0073=Runner; 0074=Spanish; 0076=Valencia; 0077=Virginia
241	Segregation (Seg)	N (1)	1, 2 or 3
242-243	Crop Year	N (2)	Year must be the current crop year (CY).  <b>Note:</b> CY for peanuts starts from August 1 ending July 31 of the following calendar year.
244-245	Sound Mature Kernel (SMK)	N (2)	Between 1 and 99
246-247	Sound Splits Kernel (SS)	N (2)	
248-249	Total SMK+SS	N (2)	
250-251	Other Kernel (OK)	N (2)	
252-253	Damage Kernel (DK)	N (2)	
254-255	Hulls	N (2)	Between 1 and 99
256-258	Total Kernel+Hull	N (3)	Must be 99, 100 or 101
259-262	Concealed Rancidity, Mold Damage (CRMD)	N (4)	
263-266	Freeze Damage	N (4)	
267-268	Foreign Material (FM)	N (2)	
269-270	Loose Shelled Kernel (LSK)	N (2)	
271-274	Moisture (MOIST)	N (4)	
275-276	Fancy	N (2)	
277-278	Extra Large Kernel (ELK)	N (2)	

## Exhibit 5

Position	Description	Format	Comments/ Data Validations
279-280	Discolored – Valencia	N (2)	
281-282	Broken Kernel – Valencia	N (2)	
283	Visible A Flavus	A (1)	Y or N
284-287	Filler		
288-293	Date of Inspection (mmddyy)	N (6)	Required - must contain a date with format – mmddyy
294-299	Date of FV-95 Record Entered (mmddyy)	N (6)	Required - must contain in a date with format - mmddyy
300-306	Weight With Vehicles	N (7)	Greater than “Weight of Vehicle”
307-313	Weight of Vehicles	N (7)	Must be numeric greater than zero
314-319	Net Weight	N (6)	Can be less than the difference between “Weight with Vehicles” and “Weight of Vehicles”. “Net Weight” must be greater than zero.
320-326	Value Per Pound	N (7)	
327	Voided Reason Code (Formerly named, Return Farm Seed (RFS)	A (1)	N = for not voided V = Void FSA-1007 Voiding reason codes: F = Voided FV-95 L = No Sale - FM/LSK M = No Sale - Moisture S = No Sale - Grade
328-334	Supersede 1007	N (7)	Indicates the FSA-1007 that was superseded. The superseded record will be removed from the valid record. Superseded record can be transmitted as voided record.
335-340	Transmittal Number (yyymmdd)	N (6)	Required - must contain a date with format - yyymmdd
341-343	Warehouse Code	N (3)	
344-437	Filler		
438-446	Authentication Code	N(9)	FSIS Grader Authentication Code, if applicable
447-455	Filler		
456	Unreceipted/Stored– Applicant	N (1)	
457-462	Unreceipted/Stored – Pounds Sold	N (6)	
463-468	Unreceipted/Stored – Percent	N (6)	Optional
469-475	Unreceipted/Stored – Seg. Value	N (7)	Optional
476-498	Filler		
499	Commercial – Applicant	N (1)	
500-505	Commercial – Pounds Sold	N (6)	
506-511	Commercial – Percent	N (6)	
512-518	Commercial – Seg. Value	N (7)	
519-527	Commercial – Marketing Assessment (Research & Promotion Fee)	N (9)	
528-541	Filler		
542	Receipted – Applicant	N (1)	
543-548	Receipted– Pounds Sold	N (6)	
549-557	Filler		
558-564	Receipted– Tax or Service Fee	N (7)	Optional
565-606	Filler		
607-615	Receipted - Total Amount	N (9)	Optional
616-623	Filler		

**Exhibit 5**

Position	Description	Format	Comments/ Data Validations
624- 632	Receipted Seg Value	N(9)	Optional
633-743	<i>Filler</i>		
744-750	Split1007	N (7)	Optional
751-768	Reserved		

**Notes:**

- *Items in italics and grayed-out are not currently used and should be ignored.*
- *Highlighted items were added to clarify the data description.*
- *Data fields that are optional may be blank or zero.*



## Exhibit 5.1

### PMP-DC Upload File Layout (Transmission File Layout)

Data	Format	Description	Comments
Transmission ID	Alpha 3 bytes	Transmission ID	Required. Issued by PSD and used to Identify the transmission package. Example: AAB
Sheller Package Name	Character 12 bytes	Name of transmission file submitted by the sheller.	Required. "PN" + Transmission ID + "BBS".XXX (file counter starting with '000' each crop year). Example: PNAAABBS.001
Sheller Package Creation Date	Numeric 14 bytes	Date and time transmission package was created by the sheller	Required. MMDDCCYYHHMMSS
Processing Date	Numeric 14 bytes	Date and time transmission package was processed by FSA.	Required. MMDDCCYYHHMMSS
User File Name	Character 12 bytes	Name of the User file	Required. State Code + SID + XXX (file counter starting with '000', each crop year)."MP1". Example: VA701001.MP1

**ACH VENDOR/MISCELLANEOUS PAYMENT  
ENROLLMENT FORM**

OMB No. 1510-0056

This form is used for Automated Clearing House (ACH) payments with an addendum record that contains payment-related information processed through the Vendor Express Program. Recipients of these payments should bring this information to the attention of their financial institution when presenting this form for completion. See Page 2 for additional instructions.

**PRIVACY ACT STATEMENT**

The following information is provided to comply with the Privacy Act of 1974 (P.L. 93-579). All information collected on this form is required under the provisions of 31 U.S.C. 3322 and 31 CFR 210. This information will be used by the Treasury Department to transmit payment data, by electronic means to vendor's financial institution. Failure to provide the requested information may delay or prevent the receipt of payments through the Automated Clearing House Payment System.

**AGENCY INFORMATION**

FEDERAL PROGRAM AGENCY:

AGENCY IDENTIFIER:

AGENCY LOCATION CODE (ALC):

ACH FORMAT:

☐

CCD +

☐

CTX

ADDRESS:

CONTACT PERSON NAME:

TELEPHONE NUMBER (Include Area Code):

( ) -

ADDITIONAL INFORMATION:

**PAYEE/COMPANY INFORMATION**

NAME:

SSN NO. OR TAXPAYER ID NO.:

ADDRESS:

CONTACT PERSON NAME:

TELEPHONE NUMBER (Include Area Code):

( ) -

**FINANCIAL INSTITUTION INFORMATION**

NAME :

ADDRESS :

ACH COORDINATOR NAME:

TELEPHONE NUMBER (Include Area Code):

( ) -

NINE-DIGIT ROUTING TRANSIT NUMBER:

\_ \_ \_ \_ \_

DEPOSITOR ACCOUNT TITLE:

DEPOSITOR ACCOUNT NUMBER:

LOCKBOX NUMBER:

TYPE OF ACCOUNT:

☐

CHECKING

☐

SAVINGS

☐

LOCKBOX

SIGNATURE AND TITLE OF AUTHORIZED OFFICIAL (Could be the same as ACH Coordinator):

TELEPHONE NUMBER (Include Area Code):

( ) -

AUTHORIZED FOR LOCAL REPRODUCTION

**SF-3881** (Rev. 2/2003)Prescribed by Department of Treasury  
31 U S C 3322; 31 CFR 210

**INSTRUCTIONS FOR COMPLETING SF-3881 FORM**

Make three copies of form after completing. Copy 1 is the Agency Copy; copy 2 is the Payee/Company Copy; and copy 3 is the Financial Institution Copy.

1. Agency Information Section - Federal agency prints or types the name and address of the Federal program agency originating the vendor/miscellaneous payment, agency identifier, agency location code, contact person name and telephone number of the agency. Also, the appropriate box for ACH format is checked.
2. Payee/Company Information Section - Payee prints or types the name of the payee/company and address that will receive ACH vendor/miscellaneous payments, social security or taxpayer ID number, and contact person name and telephone number of the payee/company. Payee also verifies depositor account number, account title, and type of account entered by your financial institution in the Financial Institution Information Section.
3. Financial Institution Information Section - Financial institution prints or types the name and address of the payee/company's financial institution who will receive the ACH payment, ACH coordinator name and telephone number, nine-digit routing transit number, depositor (payee/company) account title and account number. Also, the box for type of account is checked, and the signature, title, and telephone number of the appropriate financial institution official are included.

**BURDEN ESTIMATE STATEMENT**

The estimated average burden associated with this collection of information is 15 minutes per respondent or recordkeeper, depending on individual circumstances. Comments concerning the accuracy of this burden estimate and suggestions for reducing this burden should be directed to the Financial Management Service, Facilities Management Division, Property and Supply Branch, Room B-101, 3700 East West Highway, Hyattsville, MD 20782 and the Office of Management and Budget, Paperwork Reduction Project (1510-0056), Washington, DC 20503.

**Peanut Discount Table****Exhibit 8**

<b>Damage</b>	
<b>Percent</b>	<b>Deduction</b>
1	None
2	\$3.40

<b>Foreign Material</b>	
<b>Percent</b>	<b>Deduction</b>
1	None
2	None
3	None
4	None
5	\$1.00
6	\$2.00
7	\$3.00
8	\$4.00
9	\$5.00
10	\$6.00
11	\$7.00
12	\$8.50
13	\$10.00
14	\$11.50
15	\$13.00
Above 15% up to 99%	\$13.00 + \$2.00 for each % over 15%

<b>Sound Splits</b>	
<b>Percent</b>	<b>Deduction</b>
1	None
2	None
3	None
4	None
5	\$0.80
6	\$1.60
7	\$2.40
8	\$3.20
9	\$4.00
10	\$4.80
11	\$5.60
12	\$6.40
13	\$7.20
14	\$8.00
15	\$8.80
Above 15% up to 99%	\$8.80 + \$0.80 for each percent over 15 %

**Note:** The rates are unchanged from the 2013 CY

Price Table Files

**Exhibit 9**

HANDLER ID'S: **13400, 48400 & 51400**

PEANUT TYPE (VA,RU,SP,VL)	VA		CROP YEAR <b>2018</b>		
SUPPORT PRICE	<b>359.80</b>		SMK + SS PRICE %	<b>4.902</b>	
OK PRICE/%	1.400		ELK PRICE/%	0.350	
LSK PRICE/#	.070		MAX MOISTURE	07.00	
DAMAGE RATES	000.00	003.40	007.00	011.00	025.00
	040.00	060.00	080.00	080.00	100.00
OVER 10%	000.00 /%				
FM RATES	000.00	000.00	000.00	000.00	001.00
	002.00	003.00	004.00	005.00	006.00
	007.00	008.50	010.00	011.50	013.00
OVER 15%	02.00 /%				
SS RATES	000.00	000.00	000.00	000.00	000.80
	001.60	002.40	003.20	004.00	004.80
OVER 10%	000.80 /%				
CARRYING CHARGE	00.000				
LOAN ADDTL.%	000.00	BUDGET RECON. DEDUCTION 00.00			
MA QC&QL (lbs)	.00000000	LA&CA (lbs) .00000000			

PRICE TABLE FILE

HANDLER ID'S: **13400, 48400 & 51400**

PEANUT TYPE (VA,RU,SP,VL)	RU		CROP YEAR <b>2018</b>		
SUPPORT PRICE	<b>354.49</b>		SMK + SS PRICE %	<b>4.806</b>	
OK PRICE/%	1.400		ELK PRICE/%	0.000	
LSK PRICE/#	.070		MAX MOISTURE	07.00	
DAMAGE RATES	000.00	003.40	007.00	011.00	025.00
	040.00	060.00	080.00	080.00	100.00
OVER 10%	000.00 /%				
FM RATES	000.00	000.00	000.00	000.00	001.00
	002.00	003.00	004.00	005.00	006.00
	007.00	008.50	010.00	011.50	013.00
OVER 15%	02.00 /%				
SS RATES	000.00	000.00	000.00	000.00	000.80
	001.60	002.40	003.20	004.00	004.80
OVER 10%	000.80 /%				
CARRYING CHARGE	00.000				
LOAN ADDTL.%	000.00	BUDGET RECON. DEDUCTION 00.00			
MA QC&QL (lbs)	.00000000	LA&CA (lbs) .00000000			

Price Table Files

**Exhibit 9**

**HANDLER ID's: 13400, 48400 & 51400**

PEANUT TYPE (VA,RU,SP,VL)	SP	CROP YEAR <b>2018</b>			
SUPPORT PRICE	<b>345.84</b>			SMK + SS PRICE %	<b>4.782</b>
OK PRICE/%	1.400			ELK PRICE/%	0.000
LSK PRICE/#	.070			MAX MOISTURE	07.00
DAMAGE RATES	000.00	003.40	007.00	011.00	025.00
	040.00	060.00	080.00	080.00	100.00
OVER 10%	000.00 /%				
FM RATES	000.00	000.00	000.00	000.00	001.00
	002.00	003.00	004.00	005.00	006.00
	007.00	008.50	010.00	011.50	013.00
OVER 15%	02.00 /%				
SS RATES	000.00	000.00	000.00	000.00	000.80
	001.60	002.40	003.20	004.00	004.80
OVER 10%	000.80 /%				
CARRYING CHARGE	00.000				
LOAN ADDTL.%	000.00	BUDGET RECON. DEDUCTION 00.00			
MA QC&QL (lbs)	.00000000	LA&CA (lbs) .00000000			

PRICE TABLE FILE

**HANDLER ID's: 13400, 48400 & 51400**

PEANUT TYPE (VA,RU,SP,VL)	VL	CROP YEAR <b>2018</b>			
SUPPORT PRICE	<b>359.80</b>			SMK + SS PRICE %	<b>5.398</b>
OK PRICE/%	1.400			ELK PRICE/%	0.000
LSK PRICE/#	.070			MAX MOISTURE	07.00
DAMAGE RATES	000.00	003.40	007.00	011.00	025.00
	040.00	060.00	080.00	080.00	100.00
OVER 10%	000.00 /%				
FM RATES	000.00	000.00	000.00	000.00	001.00
	002.00	003.00	004.00	005.00	006.00
	007.00	008.50	010.00	011.50	013.00
OVER 15%	02.00 /%				
SS RATES	000.00	000.00	000.00	000.00	000.80
	001.60	002.40	003.20	004.00	004.80
OVER 10%	000.80 /%				
CARRYING CHARGE	00.000				
LOAN ADDTL.%	000.00	BUDGET RECON. DEDUCTION 00.00			
MA QC&QL (lbs)	.00000000	LA&CA (lbs) .00000000			

This form is available electronically.

<b>CCC-679</b> (11-15-16)  <b>LIEN WAIVER</b>	<b>U.S. DEPARTMENT OF AGRICULTURE</b> Commodity Credit Corporation		1A. County Name and Address (Including Zip Code)
			1B. County Office Telephone Number (Including Area Code)
			1C. County Fax Number (Including Area Code)
2. Name and Address of Producer (Including Zip Code)	3. Crop Year	4. Commodity	

**NOTE:** The following statement is made in accordance with the Privacy Act of 1974 (5 USC 552a – as amended). The authority for requesting the information identified on this form is 7 CFR Part 1421, 7 CFR Part 1425, 7 CFR Part 1427, 7 CFR Part 1436, the Commodity Credit Corporation Charter Act (15 U.S.C. 714 et seq.), and the Agricultural Act of 2014 (Pub. L. 113-79). The information will be used to determine eligibility to participate in and receive benefits under a Commodity Credit Corporation (CCC) loan program by documenting that a lien waiver has been authorized by the current lienholder for purposes of pledging the commodity to CCC for a loan. The information collected on this form may be disclosed to other Federal, State, Local government agencies, Tribal agencies, and nongovernmental entities that have been authorized access to the information by statute or regulation and/or as described in applicable Routine Uses identified in the System of Records Notice for USDA/FSA-2, Farm Records File (Automated) and USDA/FSA-14, Applicant/Borrower. Providing the requested information is voluntary. However, failure to furnish the requested information will result in a determination of ineligibility to participate in and receive benefits under a CCC loan program.

This information collection is exempted from the Paperwork Reduction Act as specified in the Agricultural Act of 2014 (Pub. L. 113-79, Title I, Subtitle F, Administration). The provisions of criminal and civil fraud, privacy, and other statutes may be applicable to the information provided.  
**RETURN THIS COMPLETED FORM TO YOUR COUNTY FSA OFFICE.**

5. The undersigned is the holder of a lien on the commodity identified above. In order for the producer identified above to pledge such commodity as collateral for a Commodity Credit Corporation ("CCC") loan, with respect to CCC only, the undersigned waives all interest in, and title to, such commodity. The undersigned agrees that the proceeds of the loan shall be disbursed (lienholder must check one of the following):

- (a) ☐ To the producer.
- (b) ☐ Jointly to the producer and the undersigned lienholder.
- (c) ☐ Jointly to the producer and the undersigned lienholder, less (1) \$ \_\_\_\_\_ administrative offset as of (2) \_\_\_\_\_ (Date) and charges due (3) \_\_\_\_\_

6. Name and Address of Lienholder or Authorized Agent

7A. Lienholder Signature (By)	7B. Title/Relationship (of the Individual Signing in the Representative Capacity)	7C. Date
7A. Lienholder Signature (By)	7B. Title/Relationship (of the Individual Signing in the Representative Capacity)	7C. Date

In accordance with Federal civil rights law and U.S. Department of Agriculture (USDA) civil rights regulations and policies, the USDA, its Agencies, offices, and employees, and institutions participating in or administering USDA programs are prohibited from discriminating based on race, color, national origin, religion, sex, gender identity (including gender expression), sexual orientation, disability, age, marital status, family/parental status, income derived from a public assistance program, political beliefs, or reprisal or retaliation for prior civil rights activity, in any program or activity conducted or funded by USDA (not all bases apply to all programs). Remedies and complaint filing deadlines vary by program or incident.

Persons with disabilities who require alternative means of communication for program information (e.g., Braille, large print, audiotape, American Sign Language, etc.) should contact the responsible Agency or USDA's TARGET Center at (202) 720-2600 (voice and TTY) or contact USDA through the Federal Relay Service at (800) 877-8339. Additionally, program information may be made available in languages other than English.

To file a program discrimination complaint, complete the USDA Program Discrimination Complaint Form, AD-3027, found online at [http://www.ascr.usda.gov/complaint\\_filing\\_cust.html](http://www.ascr.usda.gov/complaint_filing_cust.html) and at any USDA office or write a letter addressed to USDA and provide in the letter all of the information requested in the form. To request a copy of the complaint form, call (866) 632-9992. Submit your completed form or letter to USDA by: (1) mail: U.S. Department of Agriculture Office of the Assistant Secretary for Civil Rights 1400 Independence Avenue, SW Washington, D.C. 20250-9410; (2) fax: (202) 690-7442; or (3) email: [program.intake@usda.gov](mailto:program.intake@usda.gov). USDA is an equal opportunity provider, employer, and lender.





## Farm Service Agency

March 2003

### Fact Sheet

## Loan Repayments by Wire Transfer

### Overview

A wire transfer is a financial transaction that producers or other entities make through their bank. It authorizes the bank to wire funds electronically from their account to a Commodity Credit Corporation (CCC) account in a Federal Reserve Bank. The use of wire transfers can speed up the release of warehouse receipts held by the CCC as loan collateral.

A wire transfer may be used for repaying one or more Farm Service Agency (FSA) loans or portions of loans by a variety of payment methods including cash, check, or bank wire transfer, provided that all loans are serviced at the same FSA county office. Requests for wire transfer repayment must be made at the FSA county office where the loan originated.

When requesting a wire transfer, please provide FSA county staff with the following information:

- name, phone, and fax number or the entity or person requesting the wire transfer of funds;
- the loan number to which the transfer of funds will be applied;
- the requested repayment date by wire transfer (which is used to calculate the repayment amount.)

### How to Make Loan Payments by Wire Transfers

To make a wire transfer, payers are required to complete and sign a Wire Transfer of Funds form CCC-258, authorizing their bank to automatically debit a bank account of their choice in a specific amount.

Forms can be obtained by contacting the FSA county office that services the loan. The CCC-258 form must be completed and signed before an outgoing wire transfer can be initiated.

Once the CCC-258 form is completed and signed, the payer sends it to their designated bank. Payers must request their bank to send a copy of the wire transfer receipt to the FSA county office that services the loan. Payers must also inform their bank of the routing number of the Federal Reserve Bank to which the payment should be sent, CCC's account number at the Federal Reserve, and the required payment amount.

FSA county offices are able to accept a commercial bank's receipt of a wire transfer of funds as a form of payment. County office staff will wait for confirmation of the wire transfer receipt from the Federal Reserve Bank before releasing any warehouse receipts. Failure to provide FSA county office staff with receipt of wire transfer of

funds will result in a delay in crediting your account. Please keep the receipt of your wire transfer for future references.

For repayment of commodity loans, CCC must receive funds equal to the full repayment amount before warehouse receipts will be released.

### Loan Repayment Calculation

Payers may provide the county office staff with the estimated amount needed for the loan payment. The county office staff may accept this calculation and enter it onto form CCC-258 to speed up the transfer of funds. In some cases, or if requested by the payer, the county office staff may calculate the repayment amount.

County office staff reserves the right to calculate the repayment amount for entry onto form CCC-258.

### FSA Procedures for Wire Transfers

County office staff maintains a log of wire transfer numbers that are entered on form CCC-258 to match wired payments to the correct loan.

Upon receiving a request for a wire transfer of funds, county office staff completes item numbers 3, 8, 11, 14, and 15 on

**Fact Sheet**  
**Loan Repayments by Wire Transfer**

form CCC-258 and returns the form to the payer to complete, sign, and send to the bank.

Banks can fax the wire transfer receipts directly to an FSA county office. Upon receipt of evidence of the loan repayment, the county office staff will record the loan repayment and release any warehouse receipts associated with the loan.

Any bank fee for processing a wire transfer of funds is paid by the sender. Account holders should know the bank's procedures, including related fees, its policy for providing receipts, and the time needed to process wire transfer of funds.

**NOTE:** Due to workload, FSA county office staff may not be able to process wire transfer of funds requests immediately after requests are submitted. All requests, regardless of the type, are processed in the order in which they are received.

**Explanation of Entries on CCC-258**

All circled items (item numbers 1, 5, 6, 7, and 9) on form CCC-258 are supplied by the payer's bank for informational purposes.

**Item #1:**  
This item is completed at the option of the bank and is not required by CCC.

**Item #2:**  
This notifies the payer that interest is calculated to the date entered in item #3.

**Item #3:**  
The requested repayment date. The wire transfer of funds must occur no later than the requested repayment date for the transfer of funds to be sufficient to repay the loan. The payer may request the repayment date. If not specified by the payer, county office staff will enter the date corresponding to the amount entered in Item #8.

**Item #4:**  
This entry is preprinted and is the bank's routing number for the FSA account. Nothing further needs to be entered in this section. CCC's account number is also imbedded in the pre-printed entry of Item #11.

**Item #8:**  
County office staff computes the repayment amount and enters the payment amount estimated by the payer. Although the payer's estimate may be used for the transfer of funds, the final loan repayment amount applied is the amount determined by CCC.

**Item #10:**  
This entry is preprinted and nothing further needs to be entered in this section.

**Item #11:**  
This item contains an alpha/numeric code entered by the county office staff that includes its log number for matching the wire transfer of the loan.

**Example:**  
BAN=/AC -4992 OBI=CCC/1/  
XXXXXX/SCH#xxxx/

- AC-4992 OBI=CCC contains the CCC account number,
- XXXXXX is the State and County codes and check digit, and
- xxxx is the 4-digit log number.

**Item #14:**  
This contains the voice and fax number for the county office. This is the fax number to which the wire transfer receipt can be faxed.

**Item #15:**  
The county office representative signs Form CCC-258.

**For More Information**

Further information on this and other FSA programs is available from local FSA offices or on FSA's Web site at: [www.fsa.usda.gov](http://www.fsa.usda.gov)

The United States Department of Agriculture (USDA) prohibits discrimination in all its programs and activities on the basis of race, color, national origin, sex, religion, age, disability, political beliefs, sexual orientation, or marital or family status. (Not all prohibited bases apply to all programs.) Persons with disabilities who require alternative means for communication of program information (Braille, large print, audiotape, etc.) should contact USDA's TARGET Center at 202-720-2600 (voice and TDD).

To file a complaint of discrimination, write USDA, Director, Office of Civil Rights, Room 326-W, Whitten Building, 1400 Independence Avenue, SW, Washington, DC 20250-9410 or call (202) 720-5864 (voice and TDD). USDA is an equal opportunity provider and employer.

**Helpful Hints For Wire Transfers**

**NY FRB – WIRES**

**Payment submitted by Wire Transfer of funds:**

Commodity Credit Corporation

Account Number **00004992 (also known as ALC: should be 8 digits)**

**(Shown on bank wire as 4200 “Beneficiary Identifier”)**

Special Data: BNF=/AC-00004992 OBI=CCC/

**ABA#021030004 (on bank wire shown as 3400 “Receiver DI-Number”)**

Federal Reserve Bank of New York

33 Liberty Street

New York, NY 10045

## Wire Transfer Repayments

### A Background

Wire transfer repayments are available through CLPS. Producers or buyers may wire transfer repayments directly to CCC's account at the U.S. Department of Treasury.

\* \* \*

### B Processing Wire Transfer Repayments

CCC-258 is provided to producers or buyers by County Offices to cross-reference loans redeemed by CCC-258.

County Offices can use their manual log of wire transfer numbers, maintained according to 3-FI, paragraph 39, to enter the loan numbers to which the wire transfer will apply.

The date the wire transfer receipt and CCC-258 are received in the County Office is the date of repayment. Use PCP in effect on the date the receipt of the wire transfer is received.

Process loan redemptions made by wire transfer according to the following.

Step	Action
1	Upon request from a buyer or producer for a loan redemption by wire transfer, provide (by FAX, if requested) CCC-258 according to subparagraph C.
2	Advise the buyer or producer that the completed CCC-258 is to be: <ul style="list-style-type: none"> <li>transmitted to the bank providing the wire transfer</li> <li>FAXed by the bank or the buyer to the County Office <b>on the day of the wire transfer</b> with the bank's receipt of the wire transfer.</li> </ul>
3	Accept the wire transfer receipt from the bank as confirmation of receipt of funds and record the repayment through APSS. The system will generate CCC-500 as a *--receipt for the wire transfer. The date the wire transfer funds are received in CCC's account is the date of repayment. Also, use the CCC-determined value or PCP in effect on the date the wire transfer funds are received in CCC's account.--* See 3-FI for additional information on how to record remittance.  CCC-258 states that if funds are transferred to CCC's account after the date in block 3, additional interest may be due.

**Wire Transfer Repayments (Continued)****\*--C Completing CCC-258**

County Offices shall follow complete CCC-258 according to the following and 1-FI.

<b>Item</b>	<b>Instructions</b>
1	This item is completed at the option of the bank and is not required by CCC.
2	No entry necessary. This item notifies the payer that interest is calculated to the date entered in item 3.
3	Enter repayment date requested by the payer. The wire transfer of funds must occur no later than the requested repayment date for the transfer of funds to be sufficient to repay the loan. If the date is not specified by the payer, the County Office will enter the date corresponding to the amount entered in item 8.
4	This item is preprinted and is the bank's routing number for the FSA account. No entry necessary.
5	This item is completed at the option of the bank for informational purposes, and is not required by CCC.
6	This item is completed by the bank.
7	This item is completed by the bank.
8	The County Office shall compute the repayment amount to the date entered in item 3 and enter the estimated payment amount required from the payer. Although this amount may be used for the transfer of funds, the final loan repayment amount applied is the amount determined by CCC.
9	This item is completed by the bank.
10	This item is preprinted. No entry is necessary.
11	<p>This item contains a preprinted alpha/numeric code. County Offices shall enter the following:</p> <ul style="list-style-type: none"> <li>• "1" to show the type of payment, followed by "/"</li> <li>• State and county code and check digit, followed by "/"</li> </ul> <p><b>Note:</b> County Offices shall contact their State Office for assistance, if needed.</p> <ul style="list-style-type: none"> <li>• "SCH#" and the 4-digit log number between "9001" and "9998", which is from the county log of wire transfer numbers maintained according to 3-FI, subparagraph 39 B, followed by "/"</li> </ul> <p><b>Example:</b> BNF = /AC -4994 OBI = CCC/1/SSCCCX/SCH#XXXX/.</p>
12	Optional. The County Office may manually enter the name of the buyer or producer and the loan number or numbers for which payment will be wired.
13	Optional. The County Office may manually enter, "Fax receipt of the bank wire transfer to the County Office on the date of the wire transfer to the FAX number entered in item 14B", as additional instructions to the bank
14	Enter the telephone and FAX number for the County Office. This is the FAX number to which the wire transfer receipt shall be FAXed.
15	Signature of County Office representative.

This form is available electronically.

CCC-258 (06-19-17)		U.S. DEPARTMENT OF AGRICULTURE Commodity Credit Corporation		Items 1, 5, 6, 7, and 9 are for bank use only	
<b>WIRE TRANSFER OF FUNDS</b>					
1. PRIORITY CODE (If required)		2. <b>NOTICE TO PAYER:</b> Interest is calculated to the date in Item 3. The wire transfer of funds <b>MUST</b> occur no later than this date.		3. DATE (MM-DD-YYYY)	
4. TO  021030004			5. TYPE OF CODE		
6. FROM (Bank's 9 digit identifier)		7. BANK REFERENCE NUMBER		8. AMOUNT  \$	
9. SENDING BANK'S NAME					
10. CODES  TREAS NYC/CTR/					
11. SPECIAL DATA  BNF = /AC 00004992 OBI = CCC/					
<b>INSTRUCTIONS</b>					
12. TO PAYER  Take this form to your bank and have funds transferred no later than the date in item 3. If the funds are transferred after this date, additional interest may be due.					
13. TO BANK  A. Items 4 and 10 must appear on the funds transfer message in the precise manner as shown.  B. Items 1, 5, 6, 7, and 9 are for information supplied by your bank. These items are self-explanatory.  C. If all the data in Item 11 cannot appear on the funds transfer message, show at least the first 35 characters and call the number in Item 14D.					
14A. AUTHORIZED SIGNATURE		14B. AUTHORIZED SIGNER TITLE		14C. DATE SIGNED (MM-DD-YYYY)	
14D. PHONE NO. (Including Area Code)				14E. FAX NO. (Including Area Code)	

In accordance with Federal civil rights law and U.S. Department of Agriculture (USDA) civil rights regulations and policies, the USDA, its Agencies, offices, and employees, and institutions participating in or administering USDA programs are prohibited from discriminating based on race, color, national origin, religion, sex, gender identity (including gender expression), sexual orientation, disability, age, marital status, family/parental status, income derived from a public assistance program, political beliefs, or reprisal or retaliation for prior civil rights activity, in any program or activity conducted or funded by USDA (not all bases apply to all programs). Remedies and complaint filing deadlines vary by program or incident.

Persons with disabilities who require alternative means of communication for program information (e.g., Braille, large print, audiotape, American Sign Language, etc.) should contact the responsible Agency or USDA's TARGET Center at (202) 720-2600 (voice and TTY) or contact USDA through the Federal Relay Service at (800) 877-8339. Additionally, program information may be made available in languages other than English.

To file a program discrimination complaint, complete the USDA Program Discrimination Complaint Form, AD-3027, found online at [http://www.ascr.usda.gov/complaint\\_filing\\_cust.html](http://www.ascr.usda.gov/complaint_filing_cust.html) and at any USDA office or write a letter addressed to USDA and provide in the letter all of the information requested in the form. To request a copy of the complaint form, call (866) 632-9992. Submit your completed form or letter to USDA by: (1) mail: U.S. Department of Agriculture Office of the Assistant Secretary for Civil Rights 1400 Independence Avenue, SW Washington, D.C. 20250-9410; (2) fax: (202) 690-7442; or (3) email: [program.intake@usda.gov](mailto:program.intake@usda.gov). USDA is an equal opportunity provider, employer, and lender.

☐ COPY TO PAYER'S BANK

☐ ORIGINATING OFFICE COPY

***Instructions to First handlers for 2018 Crop Collections for the  
National Peanut Board Research and Promotion Assessment***

**Calculating, Collecting & Remitting National Peanut Board Assessment Promotion Fee**

In conformity with the reporting requirements of the Peanut Promotion, Research, and Information Order, an assessment must be collected on all peanut purchases and remitted to the National Peanut Board.

Beginning with the 2005 crop the U.S. Department Agriculture (USDA)/Farm Service Agency (FSA) began collecting and remitting to the National Peanut Board (NPB) the assessment from the producer's loan proceeds for all those peanuts placed in the Marketing Assistance Loan (MAL) program. If the peanuts are placed in the MAL Program, the assessment is deducted at the time that the loan is calculated.

Beginning with Crop Year 2018, the Peanut Promotion assessment rate will be as follows:

<b><u>Segregation</u></b>	<b><u>Rate per Net Ton</u></b>	<b><u>Rate per Net Pound</u></b>
Segregation 1	\$ 3.55	\$ 0.001775
Segregation 2	\$ 1.25	\$ 0.000625
Segregation 3	\$ 1.25	\$ 0.000625

Whether the peanuts are purchased directly by a handler or processor, or placed under the MAL program, the calculation is performed the same. Below are examples of Segregation (Seg.) 1, Segregation 2 and Segregation 3 purchase calculations.

**Number of pounds purchased equals net weight (Line G on FSA-1007).**

**Examples**

**Seg.1 peanuts purchased by direct purchase or through Marketing Assistance Loan Program:**

10,000	Number of pounds purchased (Line G FSA-1007)
<u>\$ 0.001775</u>	Seg.1 NPB assessment rate per pound
\$ 17.75	Remittance to National Peanut Board

**Seg.2 peanuts purchased by direct purchase or through Marketing Assistance Loan Program:**

10,000	Number of pounds purchased (Line G FSA-1007)
<u>\$ .000625</u>	Seg.2 NPB assessment rate per pound
\$ 6.25	Remittance to National Peanut Board

**Seg.3 peanuts purchased by direct purchase or through Marketing Assistance Loan Program:**

10,000	Number of pounds purchased (Line G FSA-1007)
<u>\$ .000625</u>	Seg.3 NPB assessment rate per pound
\$ 6.25	Remittance to National Peanut Board

Required Reports to Accompany National Peanut Board Promotion Fee:

***TO MEET COMPLIANCE OBLIGATIONS OF THE PEANUT PROMOTION, RESEARCH, AND INFORMATION ORDER (the government order). ALL HANDLERS AND PEANUT COOPERATIVE MARKETING ASSOCIATIONS AND DESIGNATED MARKETING ASSOCIATIONS ARE OBLIGATED TO SEND THE FOLLOWING INFORMATION WITH ALL ASSESSMENTS COLLECTED:***



**Handlers Reports and Transaction Detail.**

Whether information is reported electronically or by printed copy, all handlers are required to submit the following information.

**Required Documentation and Detail for PEANUTS MARKETING UNDER MAL PROGRAM:**

All transaction detail should be sorted and totaled by State (not by region) displaying: 1) Crop year; 2) producer name; 3) producer address; 4) FSA assigned State code; 5) FSA assigned County code; 6) FSA assigned farm ID number; 7) farm name; 8) identifying loan number; 9) amount of loan; 10) tons purchased; 11) price per ton paid; 12) disbursement date; 13) Segregation (1, 2, or 3) and 14) amount of assessment.

**Required Documentation and Detail for PEANUTS NOT MARKETING UNDER MAL PROGRAM:**

The following information is required for those peanuts that are not under the MAL program and are direct producer purchases. All transaction detail should be sorted and totaled by State (not by region) displaying: 1) Crop year; 2) producer name; 3) producer address; 4) FSA assigned State code; 5) FSA assigned County code; 6) FSA assigned farm ID number; 7) farm name; 8) purchase price; 9) date the peanuts were purchased; 10) tons purchased; 11) price per ton paid; 12) Segregation (1, 2, or 3) and 13) amount of assessment.

*All information above is required. For your convenience, we have included a report illustration for reference.*

This information is required under the Peanut Promotion, Research, and Information Order and is used for compliance verification purposes. Failure to comply could result in an audit of your records.

**Payments**

**All payments and reports should be sent to the National Peanut Board Collection Agents:**

PLEASE NOTE ADDRESS

**ATTN: Melissa Rabern**

**C/O HLB Gross Collins, P.C.**

**3330 Cumberland Boulevard, Suite 900**

**Atlanta, GA 30339**

**Email: [mrabern@grosscollins.com](mailto:mrabern@grosscollins.com)**

**Provisions and invoice procedures for late penalty fees:**

USDA mandates that the interest calculation begin with the first month the assessment was late regardless of when the assessment is received. For example, if peanuts were purchased on the first of the month, the purchaser has 60 days from the first day of the next month to forward any assessments. Similarly, if peanuts were purchased on the 20<sup>th</sup> of that month, the first handler would still have 60 days from the first day of the next month to forward assessments.

Section 1216.51 (g) of the Peanut Promotion, Research, and Information Order authorizes the National Peanut Board to impose a late payment fee in the form of interest on anyone who fails to remit the assessment in a timely manner. Specifically, a late fee will be charged against any assessments received by NPB more than 60 days after the last day of the month in which they were marketed, a 15-percent annual interest fee (1.25% per month) accrues on all late payments. By the direction of the peanut promotion order, NPB must forward an invoice for the penalty to the first handler upon receipt of a late assessment.

**Late Payment Fee Calculation Example**

Peanuts marketed in October 2018:

Assessment due on or before December 31, 2018	\$	1,000.00
Late payment fee if not paid by December 31, 2018 (as stipulated above)	\$	12.50
Late payment fee if not paid by January 31, 2019 (as stipulated above)	\$	12.50
Total due if paid by January 31, 2019 (one month late)	\$	1,012.50
Total due if paid by February 28, 2019 (two months late)	\$	1,025.00

# NATIONAL PEANUT BOARD

Exhibit 13  
OMB No. 0581-0093

## First Handler Report

Peanut Promotion, Research, and Information Order - Fee Collection  
This form may be completed as below, or serve as a cover sheet with just totals, with all details attached. Please submit hard copy or in electronic format.

(Name) \_\_\_\_\_ (Business Telephone No., Include Area Code)

(Name of Business/Company) \_\_\_\_\_ (Tax ID No. or Employer ID No.)

(Business Address) \_\_\_\_\_ (City) \_\_\_\_\_ (County) \_\_\_\_\_ (State) \_\_\_\_\_ (Zip) \_\_\_\_\_  
Report of Peanuts Handled \_\_\_\_\_  
During \_\_\_\_\_, 20XX  
(Month)

List Below the Producers for Whom you Handled Peanuts -- REMEMBER TO SORT BY STATE

Crop Year	Producer name	Address	City	St	Zip	FSA State ID	FSA County ID	FSA Farm #	Farm Name	Purchase Price	Purchase Date	# Tons Purchased	Price Per ton	Segregation (1, 2 or 3)	Assessment*

\*Assessment = (Seg.1 Tons purchased x 3.55) or (Seg.2 Tons purchased x 1.25) or (Seg.3 Tons purchased x 1.25)

I certify under the penalties provided by law, that this report is true, correct, and complete report. I also certify that I am authorized to sign this report.<sup>1</sup>

Name of Individual - Print \_\_\_\_\_ Title \_\_\_\_\_

Signature of Individual \_\_\_\_\_ Date \_\_\_\_\_  
PEA-FHR (06/2018)

This form is available electronically.

<b>CCC-605P</b> (05-23-13)	<b>U.S. DEPARTMENT OF AGRICULTURE</b> Commodity Credit Corporation
<b>DESIGNATION OF AGENT – PEANUT</b>	
<b>1. COUNTY OFFICE NAME AND ADDRESS (Include Zip Code)</b>	
<b>TELEPHONE NUMBER (Include Area Code):</b>	

**INSTRUCTIONS: ITEMS 2 - 10 MUST BE COMPLETED BY THE PRODUCER.****PART A – LOAN AND AGENT DATA**

<b>2. PRODUCER'S NAME AND ADDRESS (Include Zip Code)</b>	<b>3. AGENT'S NAME AND ADDRESS (Include Zip Code)</b>	<b>4. COUNTY OFFICE HOLDING WAREHOUSE RECEIPTS</b>
<b>5. MATURITY DATE (MM-DD-YYYY)</b>	<b>6. LOAN NUMBER</b>	<b>7. CROP YEAR</b>

**PART B - DESIGNATION OF AGENT FOR LOAN REDEMPTION**

**THE UNDERSIGNED PRODUCER(S) ("PRODUCER")** hereby authorizes the agent identified in Item 3 or, if applicable, the subsequent agent identified by endorsement on Page 2 of this form or the execution of a Form CCC-605P-2, to redeem all or a portion of the peanuts pledged as collateral for the loan identified in Part A. The Producer agrees that no other Form CCC-605P has been or will be executed with respect to such peanuts. If this form covers all the warehouse receipts pledged as security for the loan as described in Part A, mark "all" in Item 8. If this form is for only some of the warehouse receipts pledged as security for the loan, mark "see attached Form CCC-605P-1, or other list" and enter the receipt number(s) in numerical order on Form CCC-605P-1 or other list properly dated and signed by the producer. Attach CCC-605P-1 or other list to this form.

<b>8. LOAN QUANTITY APPLICABLE TO THIS AGREEMENT:</b>  ALL <input type="checkbox"/> See attached Form CCC-605P-1 or other list <input type="checkbox"/>	<b>9. NUMBER OF TONS/POUNDS</b>
---	---------------------------------

Title to the peanuts shall, without a sale thereof, immediately vest in CCC upon maturity of the loan. CCC shall have no obligation to pay for any market value which the peanuts may have in excess of the amount of the loan. CCC may sell, transfer and deliver the peanuts or documents evidencing title thereto at such time, in such manner, and upon such terms and conditions as CCC may determine, without demand, advertisement, or notice of the time and place of sale. CCC does not guarantee that the peanuts subject to this agreement will be permitted to be redeemed at a level lower than the original loan level if the producer has exceeded statutory Adjusted Gross Income amounts. In addition, CCC does not guarantee that the peanuts subject to this agreement will not be redeemed by anyone other than the designated agent or that the warehouse receipts representing the peanuts will not be released to anyone other than the designated agent.

<b>10A. SIGNATURE OF PRODUCER (BY)</b>	<b>10B. TITLE/RELATIONSHIP OF THE INDIVIDUAL SIGNING IN THE REPRESENTATIVE CAPACITY</b>	<b>10C. DATE (MM-DD-YYYY)</b>
<b>11A. SIGNATURE OF PRODUCER (BY)</b>	<b>11B. TITLE/RELATIONSHIP OF THE INDIVIDUAL SIGNING IN THE REPRESENTATIVE CAPACITY</b>	<b>11C. DATE (MM-DD-YYYY)</b>
<b>12A. SIGNATURE OF PRODUCER (BY)</b>	<b>12B. TITLE/RELATIONSHIP OF THE INDIVIDUAL SIGNING IN THE REPRESENTATIVE CAPACITY</b>	<b>12C. DATE (MM-DD-YYYY)</b>
<b>13A. SIGNATURE OF PRODUCER (BY)</b>	<b>13B. TITLE/RELATIONSHIP OF THE INDIVIDUAL SIGNING IN THE REPRESENTATIVE CAPACITY</b>	<b>13C. DATE (MM-DD-YYYY)</b>

**14. REMARKS**

**NOTE:** The following statement is made in accordance with the Privacy Act of 1974 (5 USC 552a - as amended). The authority for requesting the information identified on this form is the Commodity Credit Corporation Charter Act (15 U.S.C. 714 et seq.) and the Food, Conservation, and Energy Act of 2008 (Pub. L. 110-246). The information will be used by the peanut producer to designate an agent to redeem all or a portion of peanut production pledged as collateral for a specified loan. The information collected on this form may be disclosed to other Federal, State, Local government agencies, Tribal agencies, and nongovernmental entities that have been authorized access to the information by statute or regulation and/or as described in applicable Routine Uses identified in the System of Records Notice for USDA/FSA-14, Applicant/Borrower. Providing the requested information is voluntary. However, failure to furnish the requested information will result in a determination of ineligibility for the peanut producer to designate an agent to redeem all or a portion of peanut production pledged as collateral for a specified loan.

This information collection is exempted from the Paperwork Reduction Act, as it is required for administration of the Food, Conservation, and Energy Act of 2008 (see Pub. L. 110-246, Title I, Subtitle F - Administration).

The provisions of appropriate criminal and civil fraud, privacy, and other statutes may be applicable to the information provided. **RETURN THIS COMPLETED FORM TO YOUR COUNTY FSA OFFICE.**

The U.S. Department of Agriculture (USDA) prohibits discrimination against its customers, employees, and applicants for employment on the bases of race, color, national origin, age, disability, sex, gender identity, religion, reprisal, and where applicable, political beliefs, marital status, familial or parental status, sexual orientation, or all or part of an individual's income is derived from any public assistance program, or protected genetic information in employment or in any program or activity conducted or funded by the Department. (Not all prohibited bases will apply to all programs and/or employment activities.) Persons with disabilities, who wish to file a program complaint, write to the address below or if you require alternative means of communication for program information (e.g., Braille, large print, audiotape, etc.) please contact USDA's TARGET Center at (202) 720-2600 (voice and TDD). Individuals who are deaf, hard of hearing, or have speech disabilities and wish to file either an EEO or program complaint, please contact USDA through the Federal Relay Service at (800) 877-8339 or (800) 845-6136 (in Spanish).

If you wish to file a Civil Rights program complaint of discrimination, complete the USDA Program Discrimination Complaint Form, found online at [http://www.ascr.usda.gov/complaint\\_filing\\_cust.html](http://www.ascr.usda.gov/complaint_filing_cust.html), or at any USDA office, or call (866) 632-9992 to request the form. You may also write a letter containing all of the information requested in the form. Send your completed complaint form or letter by mail to U.S. Department of Agriculture, Director, Office of Adjudication, 1400 Independence Avenue, S.W., Washington, D.C. 20250-9410, by fax (202) 690-7442 or email at [program.intake@usda.gov](mailto:program.intake@usda.gov). USDA is an equal opportunity provider and employer.

**THE TRANSFEROR/ENDORSER MUST COMPLETE THE RELEVANT INFORMATION FOR EACH TRANSFER. FAILURE TO COMPLETE THE INFORMATION RENDERS THIS CCC-605P VOID.**

**15. BY ENDORSEMENT:**

<p>A. _____ (Name of agent)</p> <p>does hereby transfer the functions specified in Part B:</p> <p>TO _____ (Name of subsequent agent)</p> <p>BY _____ (Signature of agent)</p>	<p>D. _____ (Name of agent)</p> <p>does hereby transfer the functions specified in Part B:</p> <p>TO _____ (Name of subsequent agent)</p> <p>BY _____ (Signature of agent)</p>
<p>B. _____ (Name of agent)</p> <p>does hereby transfer the functions specified in Part B:</p> <p>TO _____ (Name of subsequent agent)</p> <p>BY _____ (Signature of agent)</p>	<p>E. _____ (Name of agent)</p> <p>does hereby transfer the functions specified in Part B:</p> <p>TO _____ (Name of subsequent agent)</p> <p>BY _____ (Signature of agent)</p>
<p>C. _____ (Name of agent)</p> <p>does hereby transfer the functions specified in Part B:</p> <p>TO _____ (Name of subsequent agent)</p> <p>BY _____ (Signature of agent)</p>	<p>F. _____ (Name of agent)</p> <p>does hereby transfer the functions specified in Part B:</p> <p>TO _____ (Name of subsequent agent)</p> <p>BY _____ (Signature of agent)</p>

CCC-605P-1  
(05-23-13)U.S. DEPARTMENT OF AGRICULTURE  
Commodity Credit Corporation**DESIGNATION OF AGENT - PEANUTS  
(CONTINUATION SHEET TO FORM CCC-605P)**

**NOTE:** The following statement is made in accordance with the Privacy Act of 1974 (5 USC 552a - as amended). The authority for requesting the information identified on this form is the Commodity Credit Corporation Charter Act (15 U.S.C. 714 et seq.) and the Food, Conservation, and Energy Act of 2008 (Pub. L. 110-246). The information will be used by the peanut producer to designate an agent to redeem all or a portion of peanut production pledged as collateral for a specified loan. The information collected on this form may be disclosed to other Federal, State, Local government agencies, Tribal agencies, and nongovernmental entities that have been authorized access to the information by statute or regulation and/or as described in applicable Routine Uses identified in the System of Records Notice for USDA/FSA-14, Applicant/Borrower. Providing the requested information is voluntary. However, failure to furnish the requested information will result in a determination of ineligibility for the peanut producer to designate an agent to redeem all or a portion of peanut production pledged as collateral for a specified loan.

This information collection is exempted from the Paperwork Reduction Act, as it is required for administration of the Food, Conservation, and Energy Act of 2008 (see Pub. L. 110-246, Title I, Subtitle F - Administration).

The provisions of appropriate criminal and civil fraud, privacy, and other statutes may be applicable to the information provided. **RETURN THIS COMPLETED FORM TO YOUR COUNTY FSA OFFICE.**

1. PRODUCER'S NAME AND ADDRESS		2. AGENT'S NAME AND ADDRESS		3. COUNTY OFFICE HOLDING WAREHOUSE RECEIPTS	
4. MATURITY DATE (MM-DD-YYYY)		5. LOAN NUMBER		6. CROP YEAR	
7. List warehouse receipt numbers in numerical order.					
WHSE. RECEIPT NO.	WHSE. RECEIPT NO.	WHSE. RECEIPT NO.	WHSE. RECEIPT NO.	WHSE. RECEIPT NO.	WHSE. RECEIPT NO.
1.	21.	41.		61.	
2.	22.	42.		62.	
3.	23.	43.		63.	
4.	24.	44.		64.	
5.	25.	45.		65.	
6.	26.	46.		66.	
7.	27.	47.		67.	
8.	28.	48.		68.	
9.	29.	49.		69.	
10.	30.	50.		70.	
11.	31.	51.		71.	
12.	32.	52.		72.	
13.	33.	53.		73.	
14.	34.	54.		74.	
15.	35.	55.		75.	
16.	36.	56.		76.	
17.	37.	57.		77.	
18.	38.	58.		78.	
19.	39.	59.		79.	
20.	40.	60.		80.	
8A. SIGNATURE OF PRODUCER		8B. TITLE/RELATIONSHIP OF THE INDIVIDUAL SIGNING IN THE REPRESENTATIVE CAPACITY		8C. DATE (MM-DD-YYYY)	

The U.S. Department of Agriculture (USDA) prohibits discrimination against its customers, employees, and applicants for employment on the bases of race, color, national origin, age, disability, sex, gender identity, religion, reprisal, and where applicable, political beliefs, marital status, familial or parental status, sexual orientation, or all or part of an individual's income is derived from any public assistance program, or protected genetic information in employment or in any program or activity conducted or funded by the Department. (Not all prohibited bases will apply to all programs and/or employment activities.) Persons with disabilities, who wish to file a program complaint, write to the address below or if you require alternative means of communication for program information (e.g., Braille, large print, audiotape, etc.) please contact USDA's TARGET Center at (202) 720-2600 (voice and TDD). Individuals who are deaf, hard of hearing, or have speech disabilities and wish to file either an EEO or program complaint, please contact USDA through the Federal Relay Service at (800) 877-8339 or (800) 845-6136 (in Spanish).

If you wish to file a Civil Rights program complaint of discrimination, complete the USDA Program Discrimination Complaint Form, found online at [http://www.ascr.usda.gov/complaint\\_filing\\_cust.html](http://www.ascr.usda.gov/complaint_filing_cust.html), or at any USDA office, or call (866) 632-9992 to request the form. You may also write a letter containing all of the information requested in the form. Send your completed complaint form or letter by mail to U.S. Department of Agriculture, Director, Office of Adjudication, 1400 Independence Avenue, S.W., Washington, D.C. 20250-9410, by fax (202) 690-7442 or email at [program.intake@usda.gov](mailto:program.intake@usda.gov). USDA is an equal opportunity provider and employer.

This form is available electronically.

**CCC-605P-2**  
(05-23-13)

**U.S. DEPARTMENT OF AGRICULTURE**  
Commodity Credit Corporation

## DESIGNATION OF SUBSEQUENT AGENT – PEANUTS

**NOTE:** The following statement is made in accordance with the Privacy Act of 1974 (5 USC 552a - as amended). The authority for requesting the information identified on this form is the Commodity Credit Corporation Charter Act (15 U.S.C. 714 et seq.) and the Food, Conservation, and Energy Act of 2008 (Pub. L. 110-246). The information will be used by the agent to authorize a subsequent agent to act on behalf of the peanut producer or another subsequent agent to redeem a portion of peanut production pledged as collateral for a specified loan. The information collected on this form may be disclosed to other Federal, State, Local government agencies, Tribal agencies, and nongovernmental entities that have been authorized access to the information by statute or regulation and/or as described in applicable Routine Uses identified in the System of Records Notice for USDA/FSA-14, Applicant/Borrower. Providing the requested information is voluntary. However, failure to furnish the requested information will result in a determination of ineligibility for the agent to authorize a subsequent agent to act on behalf of the peanut producer or another subsequent agent to redeem a portion of peanut production pledged as collateral for a specified loan.

This information collection is exempted from the Paperwork Reduction Act, as it is required for administration of the Food, Conservation, and Energy Act of 2008 (see Pub. L. 110-246, Title I, Subtitle F – Administration).

The provisions of appropriate criminal and civil fraud, privacy, and other statutes may be applicable to the information provided. **RETURN THIS COMPLETED FORM TO YOUR COUNTY FSA OFFICE.**

**INSTRUCTIONS: Items 1 - 8 must be completed by Agent.**

### PART A – LOAN AND AGENT DATA

1. AGENT'S NAME AND ADDRESS	2. SUBSEQUENT AGENT'S NAME AND ADDRESS	3. COUNTY OFFICE HOLDING WAREHOUSE RECEIPTS	
4. MATURITY DATE (MM-DD-YYYY)	5. LOAN NUMBER	6. NUMBER OF POUNDS	7. CROP YEAR

### PART B - DESIGNATION OF SUBSEQUENT AGENT FOR LOAN REDEMPTION

**THE UNDERSIGNED AGENT ("AGENT")** hereby authorizes the subsequent agent identified Item 2 as the agent to act on behalf of the Producer or another subsequent agent as evidenced by endorsement on Page 2 of this form or the execution of a subsequent Form CCC-605P-2, to redeem the peanuts pledged as collateral for the loan identified in Part A which is listed on the attached Form CCC-605P-1 or other list properly dated and signed by the Agency. The Agent agrees that no other Form CCC-605P-2 has been or will be executed with respect to such peanut. A copy of the CCC-605P and any other CCC-605P-2 that provide proof of the Agent's authority to designate a subsequent agent shall be attached.

Title to the peanuts shall, without a sale thereof, immediately vest in CCC upon maturity of the loan. CCC shall have no obligation to pay for any market value which the peanuts may have in excess of the amount of the loan. CCC may sell, transfer and deliver the peanuts or documents evidencing title thereto at such time, in such manner, and upon such terms and conditions as CCC may determine, without demand, advertisement, or notice of the time and place of sale. CCC does not guarantee that the peanuts subject to this agreement will be permitted to be redeemed at a level lower than the original loan level if the producer has exceeded statutory Adjusted Gross Income amounts. In addition, CCC does not guarantee that the peanuts subject to this agreement will not be redeemed by anyone other than the designated agent or the warehouse receipts representing the peanuts are not released to anyone other than the designated agent.

8A. SIGNATURE OF AGENT	8B. Title/Relationship of the Individual Signing in the Representative Capacity	8C. DATE (MM-DD-YYYY)
9. REMARKS		

The U.S. Department of Agriculture (USDA) prohibits discrimination against its customers, employees, and applicants for employment on the bases of race, color, national origin, age, disability, sex, gender identity, religion, reprisal, and where applicable, political beliefs, marital status, familial or parental status, sexual orientation, or all or part of an individual's income is derived from any public assistance program, or protected genetic information in employment or in any program or activity conducted or funded by the Department. (Not all prohibited bases will apply to all programs and/or employment activities.) Persons with disabilities, who wish to file a program complaint, write to the address below or if you require alternative means of communication for program information (e.g., Braille, large print, audiotape, etc.) please contact USDA's TARGET Center at (202) 720-2600 (voice and TDD). Individuals who are deaf, hard of hearing, or have speech disabilities and wish to file either an EEO or program complaint, please contact USDA through the Federal Relay Service at (800) 877-8339 or (800) 845-6136 (in Spanish).

If you wish to file a Civil Rights program complaint of discrimination, complete the USDA Program Discrimination Complaint Form, found online at [http://www.ascr.usda.gov/complaint\\_filing\\_cust.html](http://www.ascr.usda.gov/complaint_filing_cust.html), or at any USDA office, or call (866) 632-9992 to request the form. You may also write a letter containing all of the information requested in the form. Send your completed complaint form or letter by mail to U.S. Department of Agriculture, Director, Office of Adjudication, 1400 Independence Avenue, S.W., Washington, D.C. 20250-9410, by fax (202) 690-7442 or email at [program.intake@usda.gov](mailto:program.intake@usda.gov). USDA is an equal opportunity provider and employer.

**ENDORSEMENTS**

**THE TRANSFEROR OR ENDORSER MUST COMPLETE THE RELEVANT INFORMATION FOR EACH TRANSFER.  
FAILURE TO COMPLETE THE INFORMATION RENDERS THIS CCC-605P-2 VOID.**

Endorsement transfers both functions specified in Part B, and the transferor agent's authority is extinguished.

**10. BY ENDORSEMENT:**

A. \_\_\_\_\_  
(Name of agent)  
does hereby transfer the functions specified in Part B:  
TO \_\_\_\_\_  
(Name of subsequent agent)  
BY \_\_\_\_\_  
(Signature of agent)

D. \_\_\_\_\_  
(Name of agent)  
does hereby transfer the functions specified in Part B:  
TO \_\_\_\_\_  
(Name of subsequent agent)  
BY \_\_\_\_\_  
(Signature of agent)

B. \_\_\_\_\_  
(Name of agent)  
does hereby transfer the functions specified in Part B:  
TO \_\_\_\_\_  
(Name of subsequent agent)  
BY \_\_\_\_\_  
(Signature of agent)

E. \_\_\_\_\_  
(Name of agent)  
does hereby transfer the functions specified in Part B:  
TO \_\_\_\_\_  
(Name of subsequent agent)  
BY \_\_\_\_\_  
(Signature of agent)

C. \_\_\_\_\_  
(Name of agent)  
does hereby transfer the functions specified in Part B:  
TO \_\_\_\_\_  
(Name of subsequent agent)  
BY \_\_\_\_\_  
(Signature of agent)

F. \_\_\_\_\_  
(Name of agent)  
does hereby transfer the functions specified in Part B:  
TO \_\_\_\_\_  
(Name of subsequent agent)  
BY \_\_\_\_\_  
(Signature of agent)



## Electronic Peanut Warehouse Receipts

Joseph T. Wyrick, President & CEO

EWI, Inc.

August 2012

### Terms Defined

A **paper warehouse receipt** is a *title* document and a *bearer bond*. The "title" aspect is similar to the title of an automobile. The owner must have the title document in order to own whatever the document represents. A "bearer bond" is similar to a dollar bill - it belongs to whoever possesses it. If someone finds a dollar bill on the sidewalk, it belongs now to that person.

An **electronic warehouse receipt** is a *computer record* (stored on a computer disk) which contains all of the data which would be shown on a paper warehouse receipt. The electronic warehouse receipt (i.e., ewr) is legally equivalent in every respect to a paper warehouse receipt. The most notable difference is that there is no paper. Electronic warehouse receipts are allowed under federal law and are administrated under rules set by the USDA.

The ewr computer record is stored only on a computer system operated by a **Provider**. A Provider is a private-sector organization which is licensed by the U.S. Department of Agriculture to operate the electronic receipt computer system for a specific commodity. The Provider submits to strict regulation by USDA which requires both a financial and an EDP audit of the Provider annually. A Provider must have in place a variety of security measures and back-up mechanisms to ensure data safety along with continuity of operations. Also, the Provider is not allowed to alter any of the required data in a receipt record. *EWI, Inc.* is a Provider.

Associated with every ewr computer record in the Provider's computer is an essential piece of information which identifies the party to which the receipt belongs. This party is called the electronic receipt's **Holder**. The Holder of an ewr would be equivalent to the person who physically possesses or bears a paper receipt. It is important to note that, with a paper receipt, the person who possesses it may or may not be the owner of the commodity represented by the receipt. For example, the person could be acting as an agent for the true owner of the commodity. In a similar manner, the Holder of an electronic receipt may or may not be the owner of the commodity represented. The Provider system makes no effort to track ownership. The Provider only keeps track of who is the current Holder.

Holders can be brokers, shellers, growers, banks, buyers, sellers, USDA, buying points, or warehouses. *Only* warehouses can issue an electronic receipt on the Provider system. Typically the Provider requires each Holder to sign a contract before being allowed to use the Provider's system. The contract outlines requirements of both parties and the cost of the services of the Provider.

### How It Works

Basically a Holder transmits, via computer communications, instructions to the Provider system regarding a specific receipt. The Provider checks the instructions to determine whether they are legitimate. If they are, then the Provider acts on the instructions and sends acknowledgments that the action was taken to all appropriate parties to the transaction. As has already been mentioned, only a warehouse can issue and cancel electronic receipts on a Provider system.

The following example will help in understanding this process.

### A Straightforward Example

This example assumes that the warehouse, grower, and sheller are separate entities. This example is primarily for explanatory purposes. In actuality electronic receipts may be handled by an individual in an entirely different manner.

The depositor of 25 tons of peanuts in a warehouse requests that the warehouse issue a receipt for the commodity stored at that facility. The peanut warehouse has a Holder ID on the EWR, Inc. Provider system and begins the process of issuing an electronic warehouse receipt to represent the 25 tons of peanuts. The warehouse creates on its own computer a data file to be sent to EWR, Inc. This file contains all of the data required for a legal receipt. The file layout has been specified in advance by EWR, Inc. The file must be in the format required in order to be processed.

Upon creation of the *issuance* data file, the warehouse transmits the file to EWR, Inc. through the Internet to the EWR Inc. Peanut FTP Site. An FTP site is used rather than a "www" site because the FTP site, in most instances, permits computer operators to more fully automate their transmission of files. (Please note that the [www.ewrpeanut.com](http://www.ewrpeanut.com) site does allow users to perform all ewr functions with respect to their electronic peanut receipts.) EWR Inc. gives the warehouse in advance the security information it needs in order to access the FTP site.

It should be noted that a single transmission file may contain more than one issuance data file. In other words, a warehouse may send to EWR, Inc. numerous receipt issuance data files in a single transmission.

Immediately upon receiving the file, EWR Inc. begins processing it. The file is checked to ensure that it is from a legitimate Holder which is a warehouse trying to issue a receipt. The file is checked to make sure it passes certain security checks. Edit checks ensure that all required data is in the file.

If any problem at all is encountered then the issuing warehouse is sent via computer communications an acknowledgment message stating that the file cannot be processed and why. The warehouse must correct the error and resend the issuance data file.

If no problem is encountered then the receipt data file is stored on the Provider's computer system. At this point a legal warehouse receipt is issued. The warehouse is recorded on the Provider's computer as the first Holder. The warehouse is always recorded as the initial Holder although in many instances another party is made the Holder in just a few seconds. An acknowledgment message is sent to the issuing warehouse via computer communications to inform the warehouse that the receipt has been successfully issued.

Typically a grower will not want to become a Holder himself. Instead, he will want the warehouse to hold his receipt(s) and to act as his agent with respect to his receipts. The warehouse may want to have a written agency agreement with the grower. In any case, if the warehouse (or any party) is holding receipts on behalf of the grower, then that party needs to inform the grower of the receipt numbers when the electronic receipts are issued. The grower will need this information if he decides to request a CCC loan.

Upon instruction from the depositor, the warehouse (which is the current Holder of the receipt) begins to take action to make another party the Holder. In this example, assume the depositor is a grower who has informed the warehouse (n.b., this is done outside of the EWR system) that he wants to place his peanuts in the government loan. The warehouse needs to transfer Holdership of his receipt to USDA/CCC in order to accomplish this. The warehouse creates a *transfer* data file using its own computer. The transfer data file layout conforms with the specific file format provided by EWR, Inc.

Upon creation of the transfer data file, the warehouse transmits this file as it did before via computer communications to EWR's FTP site on the Internet. Upon receiving the file EWR Inc. performs various security and edit checks as it did before to ensure that the file is acceptable. Note that the transmission could have contained multiple transfer data files at the discretion of the sending Holder.

If the file has any problem then it is not processed by EWR and no change in Holder occurs. Instead an acknowledgment error message is sent from EWR by computer communications to the warehouse to inform it that the file did not process. A corrected file will have to be created by the warehouse and sent again.

If the file is correct then EWR Inc. processes the file. In this example, the warehouse is removed as the Holder and is replaced by USDA/CCC which becomes the new Holder. (Please note that this is not the way USDA normally becomes the holder, but is only an example. USDA typically uses the "loanable" feature described later in this document.) An acknowledgment message is sent by the Provider to the warehouse via computer communications to announce the successful change in Holders. A file may also be sent to USDA/CCC acknowledging that it is now the

Holder of this receipt. Other data from the receipt is sent to USDA in accordance with the Department's requirements.

At this point USDA/CCC is the Holder and has access to all data regarding the receipt. When the grower goes to the county office to initiate the loan then all of the receipt data will be immediately available. The county office staff will ask the grower for the specific receipt numbers which he wants to place in the loan. Special software has been developed by USDA to quickly process the electronic warehouse receipt data and associated loans.

Continuing with this example, assume that after a short time has passed a sheller becomes the owner of the equity in the peanuts. The sheller wishes to redeem the loan. The sheller initiates loan redemption in accordance with USDA requirements. Note that the transfer of the equity and the initiation of the redemption are both outside the scope of the Provider's ewr system.

The sheller initiates loan redemption. This is followed by USDA/CCC creating an instruction file which it sends to EWR, Inc. The file tells EWR to make the sheller the new Holder. The instruction is carried out. An acknowledgment file is sent to USDA/CCC in the appropriate manner. The sheller also receives an acknowledgment file from EWR which indicates that the sheller is now the Holder of the receipt. A data file accompanies the acknowledgment and this file contains all of the information in the receipt record so that the sheller can download the data into its computer system. Both the acknowledgment and the data files are in formats mandated by EWR, Inc.

At some point the sheller will want to ship the peanuts out of the warehouse. The sheller creates in its computer a *transfer* data file instructing EWR Inc. to make the warehouse the new Holder of this receipt. The transfer data file contains data elements in a layout specified by EWR Inc. Once created, the file is transmitted to EWR Inc.'s FTP site on the Internet via computer communications. After receiving the file, EWR Inc. performs edit and security checks. If the file has a problem of any kind then EWR send an acknowledgment error message to the sender and does not process the file. If the file is correct then EWR Inc. processes it. The warehouse is made the Holder, replacing the sheller.

Shipping instructions are sent by the sheller to the warehouse. This can be done outside the electronic receipt system (e.g., fax).

After the physical commodity (peanuts) have left storage, the warehouse must cancel the receipt it issued. The warehouse creates on its own computer a data file to be sent to EWR, Inc. This file contains all of the data required to cancel a legal receipt. The file layout has been specified in advance by EWR, Inc. The file must be in the format required in order to be processed. The warehouse can only cancel a receipt which it has issued. Once created, the file is transmitted to EWR Inc.'s FTP site on the Internet via computer communications. After receiving the file, EWR Inc. performs edit and security checks. If the file has a problem of any kind then EWR send an acknowledgment error message to the sender and does not process the file. If the file is correct then EWR Inc. processes it. The receipt is cancelled. An acknowledgment of the

cancellation is sent to the warehouse via computer communications.

### Adding Complexities

In the preceding example simplifying assumptions have been made. In practical application some of the realities will differ from the example.

In many cases the warehouse and the sheller will be the same entity. This poses no particular problem. In the example, this would eliminate the need for the sheller to transfer *holdership* to the warehouse for receipt cancellation.

Also, the electronic receipt system will allow, in certain cases, several tasks to be handled by a single instruction or transaction. For example, a single instruction file can be sent to EWR Inc. which tells the Provider to issue a receipt and to make USDA/CCC the Holder so that the receipt can be placed in the government loan. In the simple example used earlier, two instruction files had to be sent to EWR to accomplish these two tasks.

One other special feature of the EWR system regarding loans is the "loanable" indicator. When a warehouse issues a receipt the receipt can be marked by the warehouse as "loanable." In this case the warehouse remains the Holder. However, if CCC requests the receipt (after the grower comes into a county office seeking a loan) then the holdership is transferred so that CCC becomes the Holder. Rarely (if ever) will the grower want to transfer holdership directly to CCC. Instead, the grower will almost always want to have his receipts marked as "loanable." This is the easiest procedure since it always the grower to place the receipts in the peanut loan if he wants to do so but does not change holdership to CCC until the grower specifically requests a loan.

Information regarding the loan will be sent to the warehouse which they should find helpful. When the grower requests a loan, USDA will notify EWR of this request and EWR will send notification to the warehouse (so it will know when the grower has made the request). Also, when the loan is approved and a loan number is assigned, CCC will pass that information to EWR and EWR will forward it to the warehouse (so that it will know what receipts are associated with what loan number).

Finally, in addition to high-speed FTP communications, the peanut industry has access to the [www.ewrpeanut.com](http://www.ewrpeanut.com) web site. From this site a Holder can transact any transfer or cancellation of a receipt that the Holder could do via FTP. The site also offers a variety of reports and other information to the Holder.

### Basic Functionality

The basic functions of the electronic peanut warehouse receipt system will include: issue receipts; maintain (edit) receipts (warehouse only); transfer holdership; transfer to CCC for the loan; and cancel receipt.

### Advantages of Electronic Receipts

The advantages of electronic receipts over their paper counterparts include: reduction in manual paper handling; transporting paper documents is eliminated; information is moved faster; multiple keypunching of data is reduced; an audit trail of receipt activity is kept; and the electronic receipt system serves to back-up receipt data for the warehouse.

### System Security

The electronic receipt system uses identification codes and passwords to ensure that unauthorized access does not occur. A back-up computer site is maintained in the event that the main computer fails. Back-up tapes containing all critical data are made daily and stored off-site. EWR, Inc. utilizes fault-tolerant computers to minimize the chance of hardware failure. An audit log of all receipt activity is maintained.

### Internet

The electronic peanut receipt system will utilize communications via the Internet. Files will be sent from users to EWR Inc.'s FTP site in a specified format. Acknowledgments will be sent to users either through the FTP site or by email, depending upon the user's individual preference.

### Questions

*What kind of acknowledgment messages will be sent to users?*

The user will receive either a file via ftp or can receive a regular internet email message. The default method will be the ftp file. The user will tell EWR which type message it prefers and EWR will send the message in that manner.

*When will USDA get the loan data?*

USDA will send a request for the ewr data to EWR. The file will be created and placed in EWR's ftp site for USDA to retrieve. This request from CCC will not occur until the grower goes to the county office to request a loan.

*What type of acknowledgment will EWR receive from USDA and when?*

This has been established and works well. It does not directly impact other users in any way. The communication of data between USDA and EWR Inc. occurs very swiftly.

*When will EWR receive information about loan # from USDA?*

Each night USDA will send a file to EWR that contains the loan number and associated receipt(s). The loan number will be saved in the receipt record. The loan number can be sent to the subholder (normally the warehouse) of the loan if desired.

- end -

### Example of Loan Calculations

The following are examples of loan calculations for Runner peanuts.

The following is an example of loan calculations using 2018 Crop Year Loan Rates.

Warehouse-Stored Seg. 1 Peanut		
1	Loan Rate – Runner Peanuts	\$354.49
2	Value Per % Total SMK	\$4.806
<b>Loan Quantity (from Receipt)</b>		
3	Net Tons (Excluding LSK)	10.00
4	LSK Tons	0.50
5	Loan Quantity – Total Tons (Line 3 + Line 4)	10.50
<b>Grade Factors (from Receipt):</b>		
6	Seg.	1
7	Moisture	5.21%
8	Foreign Materials (FM)	4.75%
9	Sound Splits (SS)	4.60%
10	Total Sound Mature Kernels (Total SMK)	75.40%
11	Other Kernels (OK)	4.75%
12	Damaged Kernels (DK)	.06%
13	Hulls	19.92%
14	Total Kernels + Hulls (Total Kernels + Hulls)	100.13%
Calculations		
16	Total SMK (Line 10 X Line 2)	\$362.37
17	Other Kernel (Line 11 x \$1.40)	\$6.65
18	ELK - Virginia peanuts only	\$0.00
19	Total Kernel Value (Line 16+Line 17+Line 18)	\$369.02
<b>Discounts:</b>		
20	Damaged Kernels (% DK x Rate from Discounts Table)	\$0.00
21	Excess FM (% FM x Rate from Discounts Table)	\$1.00
22	Excess Splits (% SS x Rate from Discounts Table)	\$0.80
23	Total Discounts	\$1.80
<b>Net Loan Rate Excluding LSK</b>		
24	Net Loan Rate Excl. LSK (Line 19-Line23)	\$367.22
<b>Value Per Pound Including LSK:</b>		
25	Value Excl. LSK (Line 3 x Line 24)	\$3,672.20
26	Value of LSK (Line 4 x \$140)	\$70.00
27	Loan Amount/Receipt Loan Value (Line 25+Line 26)	\$3,742.20
Farm Stored Seg. 1 Peanuts		
1	Loan Quantity – Total Tons	10.50
2	Loan Rate – Seg. 1	\$354.49
3	Loan Amount (Line 1 x Line 2)	\$3,722.15
Warehouse/Farm Stored Seg. 2 & 3 Peanuts		
1	Loan Quantity – Total Tons	10.50
2	Loan Rate – Seg. 2	\$124.07
3	Loan Amount (Line 1 x Line 2)	\$1,302.74



### Examples of Warehouse-Stored Market Gain and LDP

The following is an example of repayment of warehouse-stored Seg. 1 peanut loans and the amount of LDP at different levels of NPP are shown below.

<b>NPP is Less Than Loan Rate</b>		
<b>WAREHOUSE-STORED LOAN REPAYMENT</b>		
1	Loan Rate: Runner Peanuts	\$354.49
2	Quality Adjustment (Premiums/Discounts)	(\$21.06)
3	<b>Rate Adjusted for Quality</b>	<b>\$333.43</b>
4	National Posted Price (NPP): Runner Peanuts	\$300.00
5	Repayment Rate Quality Adjustment:	(\$21.06)
6	Alternative Repayment Rate (line 4 - line 5)	<b>\$278.94</b>
7	<b>Market Gain (line 1 - line 4)</b>	<b>\$54.43</b>
<b>LDP CALCULATIONS</b>		
8	Loan Rate: Runner Peanuts	\$354.43
9	Alternate Repayment Rate (NPP): Runner Peanuts	\$300.00
10	<b>LDP Amount (line 8 - line 9)</b>	<b>\$54.43</b>
<b>NPP is Greater than Loan Rate <sup>1/</sup></b>		
<b>WAREHOUSE-STORED LOAN REPAYMENT</b>		
1	Loan Rate: Runner Peanuts	\$354.43
2	Quality Adjustment (Premiums/Discounts)	(\$21.06)
3	<b>Rate Adjusted for Quality</b>	<b>\$333.37</b>
4	National Posted Price (NPP)	\$375.00
5	Repayment Rate Quality Adjustment:	(\$21.06)
6	Adjusted for Repayment Rate (line 4 - line 5)	<b>\$353.94</b>
7	<b>NPP is &gt; Loan Rate, No Market Loan Gain</b>	<b>\$0.00</b>
<b>LDP CALCULATIONS</b>		
8	Loan Rate: Runner Peanuts	\$354.43
9	Alternate Repayment Rate (NPP)	\$375.00
10	<b>NPP is &gt; Loan Rate, No LDP will be paid.</b>	<b>\$0.00</b>
<sup>1/</sup> No Market Loan Gain or LDP. Loan has to be repaid at P+I.		



### Examples of Storage Charges Due at Forfeiture

The following are examples of storage charges due on forfeited peanuts.

<b>Loan Information:</b> Loan Maturity Date: June 30, 2018 Forfeited Loan Quantity = 100 tons Daily Storage Rate = \$.089	
<b>Warehouse Receipt Information</b>	<b>Storage Charges Due</b> Number of Storage Days x Daily Storage Rate x Quantity Forfeited
Storage Start Date: August 1, 2018 (date of deposit) Storage Paid Through: August 15, 2018 Date Documents Received: September 15, 2018	Establish Receivable for storage from August 16 through September 14, 2018 = 14 days  14 days x \$.089 x 100 tons = \$124.00
Storage Start Date: August 1, 2018 (date of deposit) Storage Paid Through = August 1, 2018 Date Documents Received: September 15, 2018	Establish Receivable for storage from August 1 through September 14, 2018 = 45 days  45 days x \$.089 x 100 tons = \$400.50
Storage Start Date: August 1, 2018 (date of deposit) Storage Paid Through: September 15, 2018 Date Documents Received: September 15, 2018	Issue Refund for storage for Sept. 15, 2018 = 1 day  1 day x \$.089 x 100 tons = \$8.90
Storage Start Date: August 1, 2018 (date of deposit) Storage Paid Through: December 31, 2018 Date Documents Received: September 15, 2018	Issue Refund for storage from September 15 through December 31, 2018 = 108 days  108 days x \$.089 x 100 tons = \$961.20
Storage Start Date: August 1, 2018 Storage Paid Through: July 31, 2018 Date Documents Received: September 15, 2018	Issue Refund for storage from September 15, 2018 through June 30, 2018 (Loan Maturity Date) = 289 days  289 days x \$.089 x 100 tons = \$2,572.10

PEANUT HANDLER	
HANDLER INFORMATION	
Handler Number	PSD Will Provide – Do Not complete
Handler (Sheller) Name	Exact legal name of the handler as listed on EIN request form
Purpose: (Shell, Seed, etc)	Please explain the full purpose of the operation requesting the Handler No.
Mailing Address	Address where mail is received
Street Address	Physical location address
Contact	Name of the contact that PSD will need to communicate with if questions
Office Phone No.	Phone number
Alternate Phone No.	Alternate phone number
Fax No.	Fax number
eMail	The email address where you want all correspondence sent to. This is very important as most communication is via email.
Affiliated Buying Point Number and Name (Number assigned by FSIS)	All buying points that will be associated with this sheller. Please list by BP#
Software Provider	The company that is preparing and servicing your software package in order to transmit to the Peanut Market Place-Data Collection
eAuthentication ID (if available) If you have not requested please do so. This is needed in order to transmit FSA-1007 information	This is the first step in requesting your sheller number and must be listed here before we can create your new ID. This ID is assigned as per Exhibit 1 instructions.

Each row is explained on this page. The format table to complete and submit to PSD is on page 2 of this exhibit.

PEANUT HANDLER	
HANDLER INFORMATION	
Handler Number	PSD Will Provide – Do Not complete
Handler (Sheller) Name	
Purpose: (Shell, Seed, etc)	
Mailing Address	
Street Address	
Contact	
Office Phone No.	
Alternate Phone No.	
Fax No.	
eMail	
Affiliated Buying Point Number and Name (Number assigned by FSIS)	
Software Provider	
eAuthentication ID (if available) If you have not requested please do so. This is needed in order to transmit FSA-1007 information	