

# **FSA**

## **HANDBOOK**

---

### **Peanut Buyers and Handlers Program Guidelines for 2019 and Subsequent Crop Years**

---

To access the transmittal page click on the short reference

**For Peanut Buyers and Handlers**

SHORT REFERENCE

**1-PPG**

UNITED STATES DEPARTMENT OF AGRICULTURE  
Farm Service Agency  
Washington, DC 20250



**UNITED STATES DEPARTMENT OF AGRICULTURE**

Farm Service Agency  
Washington, DC 20250

<b>Peanut Buyers and Handlers Program Guidelines for 2019 and Subsequent Crop Years 1-PPG</b>	<b>Amendment 2</b>
---	--------------------

**Approved by:** Deputy Administrator, Farm Programs



**Amendment Transmittal**

**A Reasons for Amendment**

Subparagraph 2:

- C has been amended to update PSD National Office contacts
- F has been amended to add a table for contact information to websites on peanut activity.

Subparagraph 4:

- D has been amended to update information for crop year dates
- E has been amended to update information for AGI eligibility.

Subparagraph 5 B has been amended to add clarification of CCC-633 EZ requirements.

Paragraph 6 has been amended to update 2019 crop year peanut loan rates.

Subparagraph 7 B has been amended to update information related to premiums and discounts.

Subparagraph 8 B has been amended to update quality standards for peanut moisture.

Subparaparagraph 28:

- B has been amended to remove duplicate information
- D has been amended to update storage charge information.

Subparagraph 41:

- A has been amended to add a table for handling storage charges when peanuts are offered as collateral
- B has been amended to add load-in register contact information.

## Amendment Transmittal (Continued)

### A Reasons for Amendment (Continued)

Subparagraph 42 B has been added for calculation of warehouse receipts for EWR's and paper receipts.

Subparagraph 56 A has been amended to add a requirement for new handler requests.

Exhibit 9 has been amended to update loan calculations using the revised 2019 crop year loan rates.

Exhibit 11 has been amended to update the price table for loan rates.

Exhibit 21 has been amended to show 1 table for Seg. 1, Seg. 2, and Seg. 3 for peanuts purchased by direct purchase or MAL program.

Exhibit 26 has been amended to update tables for examples of warehouse-stored market gain and LDP.

Exhibit 47 has been amended to update paragraph references.

Page Control Chart		
TC	Text	Exhibit
	1-3, 1-4	9, pages 1, 2
	1-11 through 1-16	11, pages 1, 2
	1-17	21, pages 1, 2
	2-5, 2-6	26, page 1
	2-7	47, pages 1-30
	3-1 through 3-4	page, 31
	3-5	
	4-1. 4-2	
	4-7, 4-8	
	4-11 through 4-16	
	5-3 through 5-6	
	5-9. 5-10	
	5-15, 5-16	
	5-23, 5-24	

## Table of Contents

### Page No.

#### **Part 1      Basic Program Provisions**

1	Overview .....	1-1
2	Resources .....	1-3
3	Responsibilities .....	1-5
4	MAL and LDP Loan Availability and Eligibility .....	1-10
5	General Marketing Assistance Loans and LDP's .....	1-13
6	Loan Rates .....	1-15
7	Receipts Loan Value, Premiums, and Discounts .....	1-16
8	Quality Standards and Determinations .....	1-17
9-24	(Reserved)	

#### **Part 2      Assessments, Agents, Repayments and Forfeitures**

25	Collection of Federal and State Commodity Assessments .....	2-1
26	Designation of Agent .....	2-2
27	Types of Repayments.....	2-3
28	Peanut Forfeitures .....	2-6
29-39	(Reserved)	

#### **Part 3      Warehouse Charges and Other Costs**

40	Storage Credits and Offsets .....	3-1
41	Warehouse Charges and Other Costs.....	3-2
42	Warehouse Receipts.....	3-5
43-49	(Reserved)	

#### **Part 4      FSA-1007**

50	Inspection Certificate and Calculation Worksheet .....	4-1
51	eAuthentication Code Signatures.....	4-4
52	Agricultural Marketing Service – FSA-1007 Requirements .....	4-4
53	FSA-1007 Guidelines.....	4-6
54	FSA-1007 Transmission File (MP1 File) .....	4-12
55	Correction Instructions.....	4-14
56	Handler Number/Buying Point Number .....	4-15
57	Buying Point Profile .....	4-16
58	Federal State Inspection Service .....	4-17
59-69	(Reserved)	

## Table of Contents (Continued)

		Page No
<b>Part 5</b>	<b>Data Collection, Upload and Transmission</b>	
70	eAuthentication Account for Accessing USDA Web Applications/Services.....	5-1
71	Peanut Marketplace Program – Data Collection.....	5-5
72	Maintain Sheller Profile.....	5-6
73	Maintain and Modify Buying Point Profiles.....	5-10
74	Upload File.....	5-14
75	Incoming Files .....	5-15
76	End of Season Reconciliation/Technical Support.....	5-23
<b>Exhibits</b>		
1	Reports, Forms and Abbreviations	
2	Definitions of Terms Used in This Handbook	
3	(Reserved)	
4	Federal State Inspection Service Contact Information	
5	Electronic Peanut Warehouse Receipts	
6	SC-95, Federal - State Inspection Service Peanut Inspection Notesheet	
7	FSA-1007, Inspection Certificate and Calculation Worksheet	
8	CCC-1047, Peanut Handlers	
9	Example of Loan Calculations	
10	Peanut Discount Table	
11	Peanut MAL Premiums and Discounts	
12-20	(Reserved)	
21	Instructions to First Handlers for 2019 Crop Collections for the Peanut Board and Promotion Assessment	
22	CCC-605P, Designation of Agent – Peanut, CCC-605P-1 (Continuation Sheet to Form CCC-605P)	
23	CCC-605P-2, Designation of Subsequent Agent – Peanuts	
24	CCC-258, Wire Transfer of Funds	
25	Fact Sheet for Loan Repayments by Wire Transfer	
26	Examples of Warehouse-Stored Market Gain and LDP	
27	Examples of Storage Charges Due at Forfeiture	
28-35	(Reserved)	
36	CCC-679, Lien Waiver	
37	(Reserved)	
38	SF-3881, ACH Vendor/Miscellaneous Payment Enrollment Form SF-3881	
39-46	(Reserved)	
47	Farmers Stock Grade Conversion Charts	
48	(Reserved)	
49	PMP-DC Upload File Layout (Transmission File Layout)	
50	MP1 Record Layout	

**Part 1 Basic Program Provisions****1 Overview****A Handbook Purpose**

This handbook provides the instructions and guidelines to peanut buyers and handlers to assist your company with handling 2019 crop farmer stock peanuts.

Peanut buyers and handlers will use guidance provided in this handbook with the following:

- handling the 2019 and subsequent years crop farmer stock peanuts
- preparing automated peanut buying point systems
- completing the FSA-1007 template, paper and electronic warehouse receipt requirements
- provide loan rates for crop year 2019 and subsequent years
- transmitting the FSA-1007 transmission file (MP1 file)
- peanut premiums and discounts used to calculate the value of loan for 2019 and subsequent crop years
- storage and handling, eligibility requirements
- payment limitation for MAL's and LDP's
- payments received under the price loss coverage and agricultural risk coverage programs
- guidelines for commodity loan processing system.

## 1 Overview (Continued)

### B Sources of Authority

Authority for the policies prescribed in this handbook is provided by the following:

- Agricultural Act of 1949, as amended
- Agriculture Improvement Act of 2018
- CCC Charter Act, as amended.

Federal regulations authorizing peanut MAL's and LDP's are in 7 CFR Part 1421. These regulations authorize 2019 through 2023 crop MAL's and LDP's.

The following table lists the Federal regulations related to peanuts.

Regulations Reference
7 CFR 735
7 CFR 996
7 CFR 1216
7 CFR 1400
7 CFR 1405
7 CFR 1421
7 CFR 1425

### C Program Administration

MAL's and LDP's for peanuts are administered under the general guidance of the DAFP through the PSD. FSA has the primary responsibility through STC and COC, for administering peanut MAL's and LDP's.

### D Exhibits 1 and 2

Exhibit 1 provides all the reports, forms, abbreviations and redelegations of authority for this handbook. Exhibit 2 provides the definition of terms used in this handbook.

## 2 Resources

### A Related Handbooks for Peanut Buyers and Handlers

The following table lists FSA handbooks that contain procedure related to peanut MAL's and LDP's.

Handbook	Purpose
1-CMA	CMA and DMA commodity loan and LDP procedures
1-CM	Signatures, estates, trusts, minors, or powers of attorney
2-LP Peanuts	Loans and Loan Deficiency Payments for Peanuts
3-PL	Web-based subsidiary files for 2009 and subsequent years
5-PL	Payment Eligibility and Averaged Adjusted Gross Income Agriculture Improvement Act 2018
8-LP	Loan eligibility

### B National Help Desk Contact Information

Designated handler and/or sheller representatives may call the **FPAC Service Help Desk** at 800-255-2434, for technical support relating to PMP-DC and FSA-1007 transmissions, as follows:

- for eAuthentication account credentials and password reset, select “1”
- for PMP-DC questions, select “2” (Applications and Programs) and do following:
  - tell service desk that assistance is required for PMP-DC
  - ask Service Desk representative to assign the incident to the **FPAC Service Help Desk**.

FPAC Help Desk calls will be answered directly Monday through Friday from 6 a.m. until 6:00 p.m. CT.

**Note:** Calls received after work hours will be recorded by voicemail and returned the next workday morning.

### C PSD National Office Contact

\*--For questions about the peanut loan program contact either of the following:

- Kelly Hereth Dawson, PSD Program Manager, by:
  - telephone at 202-720-0448
  - e-mail to [kelly.hereth@usda.gov](mailto:kelly.hereth@usda.gov)
- Dana Wood, PDD Automation Program Specialist, PMP Administrator, by:
  - telephone at 202-692-5288
  - e-mail to [dana.wood@usda.gov](mailto:dana.wood@usda.gov).\*

## 2 Resources (Continued)

### D EWR Provider Contact

For questions about electronic warehouse receipts e-mail to [ewrwebmail@ewr.org](mailto:ewrwebmail@ewr.org) or telephone at 901-758-5026.

### E Agricultural Marketing Service and Federal State Inspection Service Contacts

For questions about registering and obtaining a peanut buying point number contact either of the following:

- Anthony Souza, Associate Director of Federal-State Inspection, by:
  - telephone at 209-477-0123
  - e-mail to [tony.souza@usda.gov](mailto:tony.souza@usda.gov)
- Nate Tickner, Agricultural Marketing Service, Fruit and Vegetable Programs, Specialty Crop Inspection Division, by: -
  - telephone at 202-720-0477
  - e-mail to [nate.tickner@usda.gov](mailto:nate.tickner@usda.gov).

For FSIS State contacts see Exhibit 4.

**Note:** For information about updating the sheller profile and applicable buying points see paragraph 57.

### F Useful Websites

\*--The following table provides websites for peanut activity.

Website Content	Website Address
PSD	<a href="https://www.fsa.usda.gov/programs-and-services/price-support/Index">https://www.fsa.usda.gov/programs-and-services/price-support/Index</a>
PMP-DC	<a href="https://apps.fsa.usda.gov/pmp-web/splash.do">https://apps.fsa.usda.gov/pmp-web/splash.do</a>
FSA Handbooks	<a href="https://www.fsa.usda.gov/FSA/webapp?area=home&amp;subject=empl&amp;topic=hbk">https://www.fsa.usda.gov/FSA/webapp?area=home&amp;subject=empl&amp;topic=hbk</a>

--\*

### 3 Responsibilities

#### A PSD Responsibilities

PSD will provide:

- guidelines and procedures for marketing farmer stock peanuts to peanut handlers and/or shellers and buying points
- guidelines for obtaining MAL's and LDP's
- overall program administration.

#### B Peanut Handlers and/or Shellers Responsibilities

Peanut handlers and/or shellers will do the following:

- Continue to use the assigned handler number and buying point number(s).

**Note:** New peanut handler and/or sheller must contact PSD for handler number assignment. New buying points must continue to be registered with Federal-State Inspection Service, AMS. CCC-1047 (see Exhibit 8) can be found at <https://forms.sc.egov.usda.gov/eForms/welcomeAction.do?Home>.

- Provide affiliated peanut buying points with software and hardware to process and transmit all FSA-1007 records to PMP-DC following the requirements established by FSA.
- Instruct affiliated buying points on the continued use of FSA-1007 to reflect official results of farmer's stock inspection. Use FSA-1007's following the guidelines issued by FSA.
- Designate a handler and/or sheller technical representative who will provide technical support and training to affiliated buying.
- Contact the National Help Desk for questions about transmissions to PMP-DC System. See subparagraph 2 B for National Help Desk information.
- Contact PSD National Office according to subparagraph 2 C **before** sending test transmission to PMP-DC.
- Ensure that **all** FSA-1007 records processed by all affiliated buying points are transmitted daily to PMP-DC following the guidelines issued by FSA.
- Contact PSD National Office according to subparagraph 2 C to request a new transmission ID and password to transmit to PMP-DC.

### 3 Responsibilities (Continued)

#### B Peanut Handlers and/or Shellers Responsibilities (Continued)

- Inform peanut producers that warehouse-stored MAL's will be processed based on the warehouse receipt for peanuts.
- Instruct affiliated buying points that corrections to peanut grading and inspection data will be handled by FSIS, AMS. Transmitted records with errors in FSA-1007, Section I will be superseded upon approval by the FSIS, AMS inspector.

**Note:** There is no need to notify the County Office of superseded or corrected FSA-1007's.

- Submit end-of-season reconciliation file (**Recon.dat**) to PMP-DC after completing all marketing activities for the crop year according to paragraph 75.
- Complete the online sheller profile and buying point profiles at <https://apps.fsa.usda.gov/pmp-web>. A peanut handler will record a sheller profile for each sheller ID/transmission ID that will be used. The sheller profile has point of contact for one sheller ID/transmission ID. This is used for notifications or when transmission issues occur. Buying point profile is contact for issues with specific FSA-1007 Inspection Certificates. It is recorded under each sheller profile that sends data for that buying point number. These need to be confirmed each crop year.
- Print the buying point number where the peanuts were inspected on the warehouse receipt for peanuts. If using EWR, complete the "Buying Point Number" field as identified in the file layout when creating the receipt.
- Follow this handbook for guidelines in handling peanut marketing activity issued by PSD. See subparagraph 2 F for PSD website information.
- If using EWR, follow the requirements issued by the provider. See Exhibit 5.

### 3 Responsibilities (Continued)

#### C Buying Point Responsibilities

Buying points must:

- install peanut buying point hardware and software following the instructions provided by the affiliated peanut handlers and/or shellers.
- continue to use the assigned buying point number and handler number.

**Note:** New buying point numbers will be assigned by AMS. See paragraph 56 B for FSIS, AMS contact information.

- follow the instructions issued by the handler and/or sheller about FSA-1007 processing and transmissions.
- contact the affiliated handler and/or sheller representative for technical software support.
- inform peanut producers that warehouse-stored MAL's will be processed based on the warehouse receipt for peanuts.
- contact FSIS, AMS for questions about peanut grading, inspection, and SC-95 authentication code signatures. See Exhibit 6.
- direct peanut producers to their local County Office for questions about warehouse-stored MAL's and LDP's.
- create a backup of all FSA-1007 transmissions and keep the backup until all marketing's for the crop year have been reconciled.
- print the buying point number on the warehouse receipts for peanuts if issuing receipts from this location.
- follow this handbook for guidelines in handling peanut marketing activity issued by PSD for applicable crop year that is available on the PSD website. (See subparagraph 2 F for PSD website information.)

### 3 Responsibilities (Continued)

#### D Federal-State Inspection Service Responsibilities

Federal State Inspection Service will:

- continue to assign buying point numbers and notify AMS and PSD of newly assigned numbers.
- sign and date FSA-1007, Section I. See Exhibit 7.
- approve superseded FSA-1007 to correct errors in a transmitted FSA-1007, Section I. See Exhibit 6.
- handle questions about grading, inspection, and authentication code signature.
- issue official FSA-1007 serial numbers provided by PSD.

#### E AMS Responsibilities

AMS will:

- handle questions about peanut warehouses storing farmer stock peanuts offered as collateral for warehouse-stored MAL's.
- handle issues about rates for storage, receiving, and loadout for warehouse- stored loan collateral and forfeited peanuts, when applicable.
- handle questions about peanut storage agreements and warehouse receipts for peanuts.
- handle warehouse receipt corrections for peanuts, as applicable.
- maintain a current list of approved peanut warehouses. A list is available at [https://internet-dotnet.fsa.usda.gov/approved\\_whses/peanuts/approved\\_peanut\\_whses.asp](https://internet-dotnet.fsa.usda.gov/approved_whses/peanuts/approved_peanut_whses.asp).
- maintain custody of warehouse receipts and other documents representing commodities owned by CCC.
- assist County Offices with identifying potential buyers for local sales.

### 3 Responsibilities (Continued)

#### F EWR Provider Responsibilities

The provider will:

- provide assistance and information to handler and/or sheller interested in using EWR's at their warehouse locations.
- store and maintain central filing system of all EWR's in a secure manner.
- provide County Offices with warehouse receipt data to process loans in CLPS and LDP's.
- handle questions about grading, inspection, and SC-95 authentication code signatures.

#### G CED Responsibilities

CED's will:

- carry out the day-to-day operations of peanut MAL's and LDP's according to COC determinations and this handbook
- contact the State Office for peanut program assistance.

#### H Nondiscrimination Responsibilities

STC or COC will **not**, on the basis of race, color, national origin, age, disability, and where applicable, sex, marital status, familial status, parental status, religion, sexual orientation, political beliefs, genetic information, reprisal, bar any producer from participating in, or otherwise subject any producer to discrimination with respect to any benefits result from STC or COC approval to participate in a loan or LDP program.

#### I Outreach Responsibilities

STC and COC will ensure that program information and awareness is communicated to all individuals, groups, and communities.

## 4 MAL and LDP Loan Availability and Eligibility

### A Loan Maturity Date

Loans mature on demand, but no later than the last day of the ninth calendar month after the month in which CCC-677 and/or CCC-678 are approved.

**Note:** If the loan maturity date falls on a non-workday the producer will have the option to repay a loan on the next business day.

### B MAL's and LDP's Loan Availability Period

Peanut MAL's and LDP's are available to all eligible producers during the year following a normal harvest. Eligible producers who produce and harvest peanuts may request a nine month MAL or agree to forgo the MAL to obtain a LDP, if applicable.

MAL's and LDP's are available in the calendar year harvest from August 1 through January 31 of the year after the calendar year in which the crop is normally harvested. All applications for peanut marketing assistance loans or LDP's must be made by January 31.

**Note:** If the loan availability date falls on a non-workday the producer will have the option to request a loan or LDP on the next business day.

### C Beneficial Interest

To obtain MAL or LDP, producers **must** have beneficial interest in the peanuts at the time of the request, and beneficial interest **must** be maintained through repayment for MAL's. CCC has determined that if a producer has control of the commodity, it is assumed that the producer has risk of loss of the commodity; therefore, the risk of loss component is removed when determining whether a producer has beneficial interest in the commodity. Beneficial interest consists of the producer maintaining control of the commodity and title to the commodity. If either of these conditions is **not** true, the producer does **not** have beneficial interest in the peanuts.

The following table defines beneficial interest, but is not limited to the following:

Condition	Definition
Control of the commodity	A producer has control of the commodity if the producer maintains the ability to make all decisions affecting the commodity.
Title to the commodity	A producer may be considered to have title to the commodity if the producer has not sold or delivered the commodity for market, including the delivery of warehouse receipts.

**Note:** If either of the conditions are lost, the producer does not have beneficial interest in the commodity therefore, the producer is ineligible for a MAL or LDP on that commodity.

**4 MAL and LDP Loan Availability and Eligibility (Continued)****C Beneficial Interest (Continued)**

For a producer to have beneficial interest in the commodity tendered as collateral for a MAL, the producer must:

- be the producer of the commodity
- have ownership of the commodity from the time it was planted through the earlier of the date the loan was repaid or the maturity date of the loan
- not have received any payment from any party with respect to the commodity
- have control of the commodity from the time of planting throughout the maturity date of the loan.

To have control of the commodity, the producer must have the complete decision-making authority regarding:

- whether the commodity will be tendered as collateral for a MAL or used to obtain an LDP
- when the loan will be repaid
- if the collateral will be forfeited to CCC in satisfaction of the MAL
- where the commodity will be maintained during the term of the MAL.

## 4 MAL and LDP Loan Availability and Eligibility (Continued)

### D Payment Limitations

MLG's and LDP payments are attributed by program crop year, and not by calendar or marketing year. Gains or payments earned in the program year are attributed to each person or each member of a legal entity.

Payment limitation provisions are as follows:

- **Crop years 2019 through 2023, \* \* \*** MLG's and LDP payments are not subject to payment limitation, as authorized by the Agriculture Improvement Act of 2018.
- **Crop years 2014 through 2018,** peanut MAL MLG's and LDP payments, combined with payments received for peanuts under ARC/PLC programs cannot exceed \$125,000 per person as authorized under the Agricultural Act of 2014. The payment limitation for peanuts is separate and distinct from program payments for all other program commodities.

Loan gains realized from CCE's are not subject to payment limitation or AGI provisions.

### E AGI

\*--AGI provisions as provided by the Agriculture Improvement Act of 2018, state producers or legal entities whose average AGI exceeds \$900,000 are not eligible for MLG's or LDP's, but are eligible for MAL's that must be repaid at principal plus interest, or with a commodity certificate exchange.--\*

## 5 General Marketing Assistance Loans and LDP's

### A Marketing Assistance Provisions

Producers may apply for MAL for farm-stored or warehouse-stored peanuts. Farm-stored loans may be certified or measured. To obtain a warehouse-stored loan, the issued paper or electronic warehouse receipt corresponding to the load of peanuts offered as loan collateral will be used when presented to the CMA, DMA or a FSA County Office.

The MAL's are issued based on the NLR for the specific type of peanut. These loan rates may be adjusted for quality factors for Segregation I warehouse-stored peanuts.

There are 4 types of peanuts:

- Runner
- Spanish
- Valencia
- Virginia.

### B LDP Provisions

A producer who is eligible to obtain a loan, but who agrees to forgo the loan, may obtain an LDP. The LDP rate equals the amount by which the applicable loan rate for the specific peanut type exceeds the national posted repayment rate. LDP's can be certified; or based on submitted acceptable production evidence when using Warehouse Receipts (paper or EWR's).

\*--LDP's must be requested on CCC-633 EZ. Peanut DMA's will obtain the CCC-633 EZ for their customers. To be eligible for a LDP the producer must file CCC-633 EZ, page 1, before loss of beneficial interest and by the final loan availability date with their local FSA County Office.--\*

Submitting CCC-633 EZ, page 1, will allow producers with a beneficial interest in the peanuts to indicate their intentions and receiving of LDP when reporting acreage and allows producers to submit an LDP request for benefits at any time during the MAL/LDP availability period if the producer still has beneficial interest in the commodity. The CCC-633 EZ, page 2 must be submitted by the producer after the peanuts have been harvested and when the producer requests the LDP payment. LDP's are assignable and not subject to premiums or discounts. The basic LDP rate is the rate in effect on the date of request.

**5 General Marketing Assistance Loans and LDP's (Continued)**

**B LDP Provisions (Continued)**

LDP's may be requested through the LDP system and processed as:

- farm-stored
- warehouse stored
- sold/delivered or fed
- open storage
- EWR.

**Note:** The LDP system allows the FSA County Office to process LDP requests for individual producers as well as LDP requests from peanut CMA's and DMA's and will be used to submit a payment request for all LDP's.

## 6 Loan Rates

### A Rates for Peanut Type

For the 2019 crop year the loan rates are as follows.

\*--

<b>Peanut</b>	<b>Support Rate Per Ton</b>	<b>Value Per 1 Percent of SMK</b>
Runner	\$354.13	\$4.808
Spanish	\$346.70	\$4.784
Valencia	\$360.94	\$5.399
Virginia	\$360.94	\$4.904
National	\$355.00	

--\*

The MAL value for peanuts will be calculated using the loan rates for each type of peanut regardless of the area where the peanuts are produced. Virginia peanuts will use the Virginia loan rate regardless of the percent fancy and Valencia peanuts will use the Valencia loan rate regardless of the percent cracked/broken and discolored.

Warehouse-stored loans involving Segregation 1 peanuts will be adjusted for the applicable premiums and discounts.

### B Rates for Segregation of Peanuts

The MAL rate for Segregation 2 and 3 peanuts will be discounted to 35 percent of the 2019 NLR for the applicable type with no additional premiums and discounts.

\*--

<b>Peanut Type</b>	<b>Seg. 2 &amp; Seg. 3 Loan Rates Per Ton (No Additional Premiums or Discounts Apply)</b>
Runner	\$123.95
Spanish	\$121.35
Valencia	\$126.33
Virginia	\$126.33

--\*

## 7 Receipts Loan Value, Premiums, and Discounts

### A Calculating Receipt Loan Value

For the 2019 crop year, the manner of calculating the receipt value of Segregation 1, warehouse-stored peanuts is the same as the 2018 crop year to calculate the value per percent of total kernels. This is obtained by:

- adding the value of the total SMK, including SS, value of OK and value of ELK for Virginia peanuts.
- deducting the discounts for DK, excess FM, and Excess SS.
- adding the value of LSK.

See Exhibit 9 for an example of how the MAL rate is determined for a warehouse receipt of Segregation 1 peanuts. To determine the loan value for price support loan, the receipt value will **not** be reduced by the amount of unpaid storage through loan maturity.

### B MAL's Premiums and Discounts

\*--The MAL peanut premium and discount tables are shown in Exhibits 10 and 11. The rate for LSK's for the 2019 crop year will be \$140 per ton (7 cents per pound), which is unchanged from the 2018 crop year. For the 2019 crop year, the ELK premium for Virginia peanuts is \$0.35 per percent of total SMK, and \$1.40 per percent of total SMK for other kernels.--\*

\* \* \*

## 8 Quality Standards and Determinations

### A Minimum Quality Standards

Minimum quality standards are as follows.

Segregation 1 peanuts means farmer stock peanuts with not more than 3.49 percent damaged kernels, no more than 1.00 percent concealed damage caused by rancidity, mold, or decay and which are free from visible *Aspergillus flavus*.

Segregation 2 peanuts means farmer stock peanuts with more than 3.49 percent damaged kernels or more than 1.00 percent concealed damage caused by rancidity, mold, or decay and which are free from visible *Aspergillus flavus*.

Segregation 3 peanuts means farmer stock peanuts with visible *Aspergillus flavus*.

### B Minimum Quality Standards for Loan Eligibility

For loan eligibility peanuts must **not** contain less than 2.50 percent or more than 10.49 percent moisture to be eligible for warehouse-stored MAL. \* \* \*

**\*--Note:** Peanuts that contain more than 4.0 percent foreign material will be discounted--\* according to the discount table in Exhibit 10.

### C Loan Service Charges

The service fee for peanut loans will be the smaller of either of the following:

- half of one percent times the gross loan amount
- \$45 per loan, plus \$3 for each receipt or bin over one.

9-24 (Reserved)



## Part 2 Assessments, Agents, Repayments and Forfeitures

### 25 Collection of Federal and State Commodity Assessments

#### A Assessments

Contact PSD according to subparagraph 3 C for guidance in submitting a request for approval and collection with respect to the collection of State and National commodity assessments.

Following is the current list of approved Federal and State commodity assessment for peanuts.

Entity	Assessment Rate	Year
National Peanut Board	Seg 1 \$3.55 per ton Seg 2 \$1.25 per ton Seg 3 \$1.25 per ton	2018
Mississippi Dept. of Ag Commerce	\$2.50 per ton	2014
North Carolina Peanut Growers	\$0.15 per 100 pounds or \$3.00 per ton	2006
Oklahoma Peanut	\$4.00 per ton	2006
South Carolina Peanut Board	\$2.00 per ton	2006
Texas Peanut Producers	\$2.00 per ton	2006
Virginia Peanut Board	\$6.00 per ton	2016

#### B National Peanut Promotion Fee

Regulations at 7 CFR Part 1216 require a producer to remit assessments on all farmers stock peanuts sold at a rate of \$3.55 per ton for Seg. 1 peanuts and \$1.25 per ton for Seg. 2 and 3 peanuts as defined in 7 CFR 996.13(b) through (d). FSA will deduct the assessments on all peanuts processed through the MAL Program according to 7 CFR Part 1216.

The first handler must collect the assessment based on the full market price paid for all commercial peanuts. The assessment rate for the NPB is \$3.55 per ton for Seg. 1 peanuts and \$1.25 per ton for Seg. 2 and 3 peanuts. Exhibit 21 is to be used when submitting Peanut Promotion remittances to the NPB for commercial purchases and includes the 2019 “First Handler Instructions” issued by the NPB.

#### C DMA and CMA

Peanut DMA’s and CMA’s are responsible for collecting the research and promotion fee from the producer and remitting that amount to NPB and all approved applicable State entities.

**26 Designation of Agent**

**A Designation of Agent (CCC-605P, CCC-605P-1 and CCC-605P-2)**

Producers may designate an agent to redeem all or a portion of the peanuts pledged as collateral for a MAL.

Designation of an agent does not relieve the producer from the terms and conditions of the note and security agreement. Agents designated may transfer the designation to a subsequent agent on CCC-605P, by endorsement. Agents who are subsequently designated may transfer the designation to other subsequent agent on CCC-605P-2 (Exhibit 23), by endorsement. FSA County Offices will make the CCC-605P, CCC-605P-1 and CCC-605P- 2 available to the public. Producers should be advised that a separate CCC-605P is required for each loan (Exhibit 22).

**27 Types of Repayments****A Repayments (See 2-LP Peanuts, paragraphs 120 through 140)**

After the date of disbursement, farm-stored and warehouse-stored loans may be repaid at any time during the loan period.

The following types of repayments are available:

- principal plus interest
- market price repayment at NPP repayment rate, under the marketing loan provisions, according to 2-LP Peanuts, Part 3, paragraph 120
- CCE.

See Exhibit 26 for examples of warehouse-stored market gain and LDP.

**B When Market Prices Are Announced**

NPP for peanuts will be announced, to the extent practicable, at 3 p.m. EST each Tuesday and will be effective Wednesday at 12:01 a.m. EST.

**Exception:** If Tuesday is a non-workday, the announcement will be made on or after the next workday. NPP rates used to determine the market price repayment rate (CCC-determined value) or LDP rate can be found at <https://www.fsa.usda.gov/FSA/epasReports?area=home&subject=ecpa&topic=fta-pn>.

**C Repayment of Warehouse-Stored Loan In-Handling Charges**

In-handling charges paid to the storing warehouse, when the loan was disbursed, will be added to the total repayment amount due on the loan quantity being redeemed. The amount of handling charges due must be calculated by multiplying the loan quantity being redeemed times the CCC-approved handling charges applicable to the loan.

**27 Types of Repayments (Continued)****D Acceptable Forms of Payment**

County Offices will accept the following types of payment from producers or buyers as repayment for loans (See 2-LP Peanuts, paragraph 120):

- cash
- certified or cashier's checks
- money orders
- wire transfer
- checks issued, at the producer's request payable solely to CCC or the applicable County Office
- checks to CCC and other applicable lienholders
- checks solely to CCC or the applicable County Office
- checks that include the producer's name as 1 of the payees
- personal checks from producers or buyers
- guaranteed remittances may be required.

**27 Types of Repayments (Continued)****E Repayment Date**

The repayment date will be the date the repayment is received in the County Office that disbursed the loan.

**Note:** For EFT's the repayment date is the date remittance is received at FRB.

**F Wire Transfer Repayments**

Advise the buyer or producer that the completed CCC-258 (Exhibit 24) is to be:

- transmitted to the bank providing the wire transfer
- FAXed by the bank or the buyer to the County Office **on the day of the wire transfer** with the bank's receipt of the wire transfer.

**Note:** CCC-258 states that if funds are transferred to CCC's account after the date in item 3, additional interest may be due.

See Exhibit 25 and 8-LP, paragraph 720 for more information.

**G Cash Marketing Loan Repayment**

Market loan repayments with cash are at the **lesser** of the following:

- principal plus interest
- CCC-determined value.

The CCC-determined value (NPP repayment), in some cases, may be higher than the loan rate, but less than the loan principal plus interest.

See 2-LP, paragraph 140 for more information.

**28 Peanut Forfeitures****A Peanut Loan Forfeitures**

Peanut warehouse-stored loan forfeitures will be processed the next workday after loan maturity. There is **no** waiting period after the loan maturity date. The peanut shellers and handlers are **requested** to notify their applicable FSA County Office of intentions to forfeit their MAL's prior to loan maturity.

**B Warehouse Charges on Peanuts Forfeited to CCC**

The Agriculture Improvement Act of 2018 continued the authorization for CCC to pay storage, handling, and other associated costs for all peanuts pledged as collateral for MAL during the 2019 through 2023 crop years that are subsequently forfeited to CCC.

\* \* \*

**C Handling Charges**

\*--Handling charges paid when the loan was disbursed are **not** required to be repaid. (See paragraph 41 for approved rates for handling charges.)--\*

**28 Peanut Forfeitures (Continued)****D Storage Charges**

\*--If the warehouse-stored MAL is forfeited, producers are responsible for paying warehouse storage charges for forfeited peanuts from the “Storage Start Date” through the date before “Date Documents Received” (see Exhibit 27).

If the MAL is not repaid by the loan maturity date, storage charges will be handled according to this table.--\*

<b>IF storage charges were...</b>	<b>THEN CCC will pay storage charges to the...</b>
paid through loan maturity	<b>producer</b> will be refunded the storage paid through maturity.
<b>not</b> fully paid	<p>storing warehouse from either of the following, as applicable:</p> <ul style="list-style-type: none"> <li>• starting the day after loan maturity through final disposition</li> <li>• later of the “Date Storage Paid Through” or “Date Document Received” through final disposition, when applicable.</li> </ul>

**Note:** The producer will be billed for storage charges incurred from the “Storage Start Date” through the day before the “Date Document Received” date, if applicable. CCC will use “Date Storage Paid Through” on the receipt to determine to whom and when storage will be refunded.

**29-39 (Reserved)**



### Part 3 Warehouse Charges and Other Costs

#### 40 Storage Credits and Offsets

##### A Storage Credit

Storage credit is **not** applicable for the 2019 crop year. Therefore, with respect to peanuts that are pledged under warehouse-stored MAL for the 2019 crop year, CCC will **not** reduce the loan rate for any unpaid storage, unless peanuts are forfeited to CCC.

##### B Authorized Offsets

Authorized offsets from the loan proceeds may be made for amounts contained on a separate statement of unpaid charges or a separate bill for unpaid charges. These charges must be associated with the handling of the peanuts represented by the warehouse receipt and the marketing of the peanuts pledged as loan collateral.

For the 2019 crop year CMA's, DMA's, and FSA County Offices will be authorized to allow authorized offset charges associated with **cleaning, drying, custom harvesting, seed accounts**, and **storage** of peanuts from the producer's loan proceeds, if requested by the producer.

Accordingly, FSA will allow authorized offsets to be made for storage charges provided the producer presents a bill or statement of charges with the warehouse receipt when requesting a MAL. Therefore, storage charges and all other authorized offsets will be deducted from the MAL proceeds as directed by each producer and is **not** considered a lien and must be included on a CCC-679, Lien Waiver, item 5(c). (Exhibit 36)

**Note:** DAFP must approve all other requests for offset of charges.

Storage charges can be offset **only** if the warehouse receipt indicates storage has been paid through the date indicated on the statement of charges or separate bill.

According to 8-LP, subparagraph 505 C, all statement of charges or bills for authorized offsets **must** be signed by the producer.

##### C Excess Moisture

To be eligible for loan, warehouse receipts showing moisture that exceeds 10.49 percent **must not** be accepted.

\*--If sheller and/or handler and producers agree to use the HMG process, the high moisture content grade percentages are to be reflected on FSA-1007 and the warehouse receipt.

The FSA-1007 was enhanced to also include HMG conversion in Section II. If the producer, handler/sheller, and buying point agree that the HMG process will be used, the converted HMG should be placed in the applicable grade factor categories of marketing in Section II of the FSA-1007. Moisture will always be adjusted to 7 percent. If the HMG process is used, the HMG conversion factors in Section II are to be transmitted to the PMP-DC in Kansas City. See Exhibit 47 for farmers stock grade conversion charts.--\*

## 41 Warehouse Charges and Other Costs

**\*--A Storage, Handling, Warehouse Receipts, and Other Associated Costs on Peanuts--\*  
Forfeited to CCC**

The Agriculture Improvement Act of 2018 authorizes CCC to pay storage, handling, and other  
\*--associated costs for all peanuts pledged for collateral during the 2019 through 2023 crop--\*  
years that are subsequently forfeited to CCC.

\* \* \*

\*--All warehouse receipts, EWR's and paper receipts, must contain the field "storage paid through date". The storage paid through date is used in calculating the correct amount of the storage to be paid by the producer to CCC if the loan is forfeited. CCC will pay the storage charges to the warehouse if the loan is forfeited.--\*

The following table provides the 2019 approved handling rates.

Handling Rates (per ton)			
State	Load- In Charges (when delivery requested by CCC)	Load-Out Charge	Monthly Storage Rate
Alabama	\$8 per ton	Up to \$20 per ton	\$2.71 per ton (daily storage rate is \$0.089)
Arkansas			
Florida			
Georgia			
Mississippi			
New Mexico			
North Carolina			
Oklahoma			
South Carolina			
Texas			
Virginia			

## 41 Warehouse Charges and Other Costs (Continued)

**B In-Handling Charges and Grading and Inspection**

The Agriculture Improvement Act of 2018 authorizes CCC to pay handling and other associated costs (other than storage) incurred at the time the peanuts are placed under MAL for the 2018 through 2023 crop years. In-handling charges will be paid to the storing warehouse **monthly** unless transmission is submitted after the month end cutoff, but prior to the third day of the month. It will then be a separate payment. Subsequently, the charges must be repaid when the MAL is redeemed.

Shellers/warehouses will receive a peanut load-in register each month. If you have \* \* \*  
\*--specific questions related to load-in registers or a transaction listed, please contact the PMP Administrator according to subparagraph 2 C.--\*

\* \* \*

Reimbursement for these charges will be processed through a direct deposit process. File the Direct Deposit Sign-Up Form, (SF-3881, ACH Vendor/Miscellaneous Payment Enrollment Form), see Exhibit 38. All new submissions or changes will need to be submitted using this form. If there are no changes, the previous direct deposit on file will remain in place. Provide all required information and have your financial institution complete and sign accordingly.

**Note:** New handlers **must** submit SF-3881 (Exhibit 38) prior to beginning the season to ensure timely payments.

Upon completion, scan and email the SF-3881 to Nanteza Shakes by e-mail to **nanteza.shakes@usda.gov**.

## 41 Warehousing Charges and Other Costs (Continued)

**B In-Handling Charges and Grading and Inspection (Continued)**

The following table provides the 2019 crop approved rates.

State	Warehouse Charges and Grading and Inspection Rates
Alabama	\$36.65
Arkansas	\$37.50
Florida	\$35.70
Georgia	\$34.85
Mississippi	\$37.50
New Mexico	\$36.00
North Carolina	\$36.75
Oklahoma	\$39.00
South Carolina	\$37.50
Texas	\$37.10
Virginia	\$37.95

**Note:** The rates include **\$30** plus the initial grading and inspection fee as determined by the physical location of the buying point where the official farmer's stock inspection was conducted. Since the receiving rate in the table includes the cost for grading the peanuts, the cost of this service is the warehouse operator's responsibility and **must** be paid **timely** to AMS, FSIS from the receiving fees.

## 42 Warehouse Receipts

**\*--A General Warehouse Receipts Requirements for MAL's--\***

For Price Support purposes each warehouse receipt should represent farmers stock peanuts inspected in the same state. Peanut warehouse receipts will be submitted to an approved CMA, DMA, or the FSA County Office for obtaining a warehouse-stored MAL. The AMS, Warehouse and Commodity Management Division/License and Storage Contract Branch is responsible for approving peanut warehouses used to store loan collateral peanuts.

Further, the buying point number must be entered on the warehouse receipt. Commodity Operations Division will issue additional instructions for warehouse receipts. A list of CCC approved warehouses can be viewed at [https://internet-dotnet.fsa.usda.gov/approved\\_whses/peanuts/approved\\_peanut\\_whses.asp](https://internet-dotnet.fsa.usda.gov/approved_whses/peanuts/approved_peanut_whses.asp).

**\*--All warehouse receipts must:**

- represent eligible commodity actually stored in an authorized warehouse
- be a paper receipt, or EWR issued through an AMS-approved provider

**Note:** All receipts **must** have a valid CCC warehouse code.

- be negotiable, if paper receipt, or loanable, if EWR
- be issued to the eligible producer or CCC, as applicable, or in the case of loans made to CMA's, the receipt should be to issued to CMA
- be endorsed on the back by the producer, if receipt is paper
- for EWR's, CCC must be made holder of EWR
- show ownership, if commodity is owned by the warehouse operator, solely, jointly, or in common with others
- contain a statement that commodity is insured.

**B Calculation of Warehouse Receipts (EWR's and Paper Receipts)**

For 2020 and subsequent crop years, all warehouse receipts pledged for a MAL **must** be calculated using an **average** value of all FSA-1007's applicable to the receipt.--\*

## 43-49 (Reserved)



## Part 4 FSA-1007

## 50 Inspection Certificate and Calculation Worksheet

## A SC-95 – FSIS Inspection Note sheet

The initial report of inspection of farmers stock peanuts is reported on the SC-95. This SC-95 is designated for the inspection report and the inspector's signature, while the lower portion is designed to be used by the applicant. See Exhibit 6.

## B FSA-1007 Inspection Certificate and Calculation Worksheet

The FSA-1007 is the Inspection Certification and Calculation Worksheet. In 2005, the FSA-1007 template was developed and approved for use by FSA, PSD. The FSA-1007 was enhanced to also include HMG conversion in Section II. FSA/AMS will continue the use of this form during the 2019 and subsequent crop years.

The results may be calculated and printed in dollars per ton or cents per pound when determining the value of the load. Copies will be distributed as follows:

- applicant
- FSIS
- seller
- AMS, if applicable
- other, if applicable.

The official results of farmer's stock inspection will be recorded in Section I of the FSA-1007 and require the signature of the FSIS inspector prior to transmission. Buying points will generate a corresponding FSA-1007 for each load of peanuts delivered and inspected. If the producer, handler/sheller, and buying point agree that the HMG process will be used, the converted HMG should be placed in the applicable grade factor categories of marketing in \*--Section II of the FSA-1007. Moisture will always be adjusted to 7 percent. For all other applicable HMG factors see Exhibit 47 for farmer's stock conversion charts. If the HMG process is used, the HMG conversion factors should be transmitted to the PMP-DC--\* in Kansas City.

**Important:** Data on the FSA-1007, Section I (Inspection Certificate - Farmers Stock Peanuts) must be identical to data on the SC-95 which is transmitted in the MP1 file (FSA-1007) to PMP-DC.

There will continue to be three categories on the FSA-1007. All three categories are:

- commercial
- receipted
- unreceipted/stored.

**50 Inspection Certificate and Calculation Worksheet (Continued)****B FSA-1007 Inspection Certificate and Calculation Worksheet (Continued)**

Commercial, receipted, and unreceipted/stored FSA-1007's **must** be transmitted **daily** to the PMP- DC. **Only the FSA/AMS officially assigned and issued FSA-1007 serial numbers should be used.** The 2019 FSA-1007 serial numbers will begin with the number "9". If additional numbers are needed please contact your state FSIS office.

It is imperative that all data be transmitted to the PMP-DC is timely, for reporting purposes, accordingly a designation of marketing should be made within 72 hours and SC-95's should not be held.

**Note:** State FSIS offices will report the assigned FSA-1007 numbers and applicable buying points with associated sheller within 14 days after assignment.

**C Handling and Buying Point Software**

Handler/buying point software must **not** allow any changes to be made to the FSA-1007 after printing all of the applicable copies. Any changes or corrections would require a new FSA-1007 to be issued and the appropriate void or superseded FSA-1007 to be logged in the MP1 file for the applicable record. To void or supersede FSA-1007 must have prior approval and signature by a FSIS inspector. The proper applicant name and FSA issued handler number should be printed on the FSA-1007 in the applicable applicant name and number section.

All handlers/shellers and buying points are **required** to use the FSA developed template form or a like version which **must** be approved by PSD. All FSA-1007's that will be used for 2019 and subsequent crop years must be approved by PSD prior to use **Only** submit new, changed or enhanced FSA-1007's for approval.

All copies of the approved FSA-1007 will need to be signed by the Federal State Inspector prior to transmission to the PMP-DC, if the authentication program is not in use in the state where the FSA-1007 is completed.

**Important:** Handler/buying point software should include a warning/block to prevent the use of FSA-1007 numbers not issued to a buying point location. **Only** FSA-1007 numbers issued to a buying point by FSIS **must** be used at that location.

**50 Inspection Certificate and Calculation Worksheet (Continued)**

**D FSA-1007 Nut Weight Certificate**

If the FSA-1007 is being used as a “Nut Weight Certificate”, the licensed weigher **will** be required to sign all copies of the FSA-1007.

**E Peanuts Returned to Farm for Seed**

If SC-95 is returned to farm for seed for “No Sale-Grade”, it must be transmitted with an “S” flag in field 327 of the FSA-1007 record. Do not record the “Unreceipted/Stored” information on the FSA-1007.

## 51 eAuthentication Code Signature

### A Note Signatures

FSA and AMS have entered into an agreement to allow the use of authenticated signatures to be used on the FSA-1007. The authentication code should be placed in the MP1 file in positions 438 through 446.

### B Authenticated Signature Program

The use of the authenticated signature program is **not** mandatory in all States for the 2019 and subsequent crop years. All Federal State Supervisors interested in using this program for the new crop year should contact the Georgia FSIS by telephone at 229-432-6201.

## 52 Agricultural Marketing Service – FSA-1007 Requirements

### A Requirements

In accordance with the requirements issued by AMS, the FSA-1007 provides the ability to indicate the information required of each weight certificate issued.

### B Information included on FSA-1007

The FSA-1007 must, within its written or printed terms, if applicable, include the following.

- The caption “United States Warehouse Act, Nut Weight Certificate.” This should be printed in the “Q Remarks” section of the FSA-1007.
- Whether it is original, a duplicate or the other copy, and that it is **Not Negotiable**. The 4<sup>th</sup> copy of the FSA-1007 has been designated as an AMS copy and “**Not Negotiable**” is printed on the bottom of the form.
- The name and location of the warehouse in which the nuts are stored or are to be stored. This should be printed in the “Q Remarks” section of the FSA-1007.
- Whether the nuts are weighed into or out of the warehouse. Indicate by checking the appropriate box on FSA-1007 above Section II.

## 52 Agricultural Marketing Service – FSA-1007 Requirements (Continued)

**B Information included on FSA-1007 (Continued)**

- The date of the certificate. This will be manually written next to the signature of the weigher referenced in item “i”.
- The consecutive number of the certificate. This should be printed in the bottom right corner of the FSA-1007.

**Note:** Allow 11 characters spaces for this entry. This should be one of the following:

- the FSA-1007 number
- the receipt number
- a number of STXXX000001.

**Note:** ST is the state code of location and XXX is the county code of location.

- The gross, tare, and net weight of the nuts. This will be printed in Section II of the FSA-1007.
- A statement that the certificate is issued by a licensed weigher under the United States Warehouse Act and the regulations thereunder and the signature of the licensed weigher.

**Note:** The following is a required statement when developing a FSA-1007:  
 “This certificate is issued by a licensed weigher under the United States Warehouse Act and the regulations thereunder”.

- This statement should be printed in the “Q Remarks” section of the FSA-1007 if the statement is not preprinted on the form.
- The signature of the licensed weigher. The signature should appear in the “Q Remarks” section of the FSA-1007 under the statement referenced in item (h) with the date or in the signature block on the preprinted form.

## 53 FSA-1007 Guidelines

**A Completing FSA-1007 Farmers Stock Peanuts**

The following FSA-1007 blocks must be completed for **all** loads of inspected farmers stock peanuts.

<b>FSA-1007 Block Name</b>	<b>Required or Optional</b>	<b>Remarks</b>
Farm Producer Name/Sheller's Name, St. & CO. Code	Required	
Buying Point No./Grading Point No. & Location	Required	
Computer Serial Number	Required	
Serial Number	Required	
Producer's Name & Share	Required	Producers must be responsible to buying points/handlers for identifying each producer's share of peanuts being delivered.
<b>Section I: Inspection Certificate - Farmers Stock</b> <b>Complete all applicable fields.</b>		
Vehicle No.	Required	
Date Inspected	Required	
Inspection Memo No. (SC-95)	Required	
Type of Inspection	Required	
No. of Bags	Required	
Bulk	Required	
Type	Required	
Seg.	Required	
Crop Year	Required	
Time	Required	
Foreign Material	Required	Requires percent of Foreign Material only. Dirt, Sticks, Rocks, Trash & Raisins, Other blocks are not required.
LSK	Required	
Moisture	Required	
SMK	Required	
Sound Split	Required	
SMK & SS	Required	
Other Kernels	Required	

## 53 FSA-1007 Guidelines (Continued)

## A Completing FSA-1007 Farmers Stock Peanuts (Continued)

FSA-1007 Block Name	Required or Optional	Remarks
Damage	Required	
Total Kernels	Required	
Hulls	Required	
Total Kernels & Hulls (Exc. LSK)	Required	
Freeze Damage	Required	
Concealed RMD	Required	
Valencia: Cracked or Broken Shells	Required	
Valencia: Discolored	Required	
Virginia: Fancy	Required	
Virginia: ELK	Required	
REMARKS	Required	
Applicant 1 Applicant/Buyer's Name and No.	Required	Commercial/Receipted/U nreceipted-Stored: <b>Must print and use PSD issued handler number and applicable applicant name.</b>  <b>New Handlers:</b> *--Contact the PMP Administrator (see subparagraph 2 C), for--* new handler number. See Exhibit 8.
Applicant 2 Applicant/Buyer's Name and No.	Required If Applicable	
Applicant 3 Applicant/Buyer's Name and No.]	Required If Applicable	
Warehouse Description and Bin	Optional	
Delivery Point, if not same as warehouse	Optional	
Type of Storage	Required	
Weight Ticket No.	Required	
In or Out	Required by AMS	

## 53 FSA-1007 Guidelines (Continued)

**B Additional Requirements for Commercial Peanuts Only**

Inspected peanuts delivered for commercial sale must complete all FSA-1007 blocks described in subparagraph 53 A through the Net Amount using the T. Commercial column only (Exhibit 7). The guidelines in this table must be followed.

<b>FSA-1007 Block Name</b>	<b>Required or Optional</b>	<b>Remarks</b>
<b>Section II: Calculation Worksheet</b>		
Kernel Value Per Ton/Lb. (Exc. LSK)	Required	Values can be calculated in cents/pound or dollars/ton, as applicable
ELK Premium	Required	Values can be calculated in cents/pound or dollars/ton, as applicable
Total (J + K)	Required	Values can be calculated in cents/pound or dollars/ton, as applicable
Damage/Excess PM/Excess Splits	Required	Values can be calculated in cents/pound or dollars/ton, as applicable
Net Value Per Ton/Lb. Exc. LSK (L minus M)	Required	Values can be calculated in cents/pound or dollars/ton, as applicable
Value Per Lb. Exc. LSK (N divided y 2000)	Required	Values can be calculated in cents/pound or dollars/ton, as applicable
Value Per Pound Including LSK	Required	Values can be calculated in cents/pound or dollars/ton, as applicable
<b>T. Commercial Column</b>		
<b>Use commercial column to reflect purchases by commercial handlers</b>		
Applicant No.	Required	
LBS. (Line G)	Required	
x line P	Required	
x %	Required	
Value of Segment	Required	
Deduction 1	Required	Peanut Promotion Fee. Should be deducted for commercial transactions.
Deduction 2	Optional	As applicable.
Deductions 3 through 7	Optional	
Net Amount	Required	
Date Delivered for Immediate Sale	Required	
Consecutive number of certificate	Required by AMS	
Q, Remarks	Required by AMS	If applicable.
Signature of Licensed Weigher	Required	

## 53 FSA-1007 Guidelines (Continued)

**C Additional Requirements for Received Peanuts Only**

Inspected and receipted peanuts may be offered as warehouse-stored loan collateral and must complete all FSA-1007 blocks specified through Section II, Line I and place the net pounds in the S. Receipted column "LBS. (Line G)" block. This information will be transmitted with the FSA-1007 record to PMP-DC. Handlers electing to complete additional information through the Net Amount for receipted peanuts must use the receipted column only (Exhibit 7) and follow the guidelines in this table.

FSA-1007 Block Name	Required or Optional	Remarks
<b>Section II: Calculation Worksheet</b>		
Items J through P	Optional	Values can be calculated in cents or pounds/ton, as applicable.
<b>S. Receipted Column</b> <b>Use receipted column to reflect a load of peanuts that may be offered as loan collateral or receipted.</b>		
Applicant No.	Required	
LBS (Line G)	Required	
x line P, x %, Value of Segments	Optional	MAL value will be calculated based on the warehouse receipt.
Deductions: Items 1 through 7	Optional	All deductions associated with loan peanuts <b>except</b> cleaning and drying, custom harvesting, seed accounts and storage. (See Offsets) Will <b>not</b> be handled by the County Office.
Net Amount	Optional	
Consecutive number of certificate	Required by AMS	
Q. Remarks	Required By AMS	If applicable.
Signature of Licensed Weigher	Required	

**Note:** Producers must have a Peanut warehouse receipt, paper or electronic, to apply for a warehouse-stored marketing assistance loan.

## 53 FSA-1007 Guidelines (Continued)

**D Additional Requirements for Unreceipted/ Stored Peanuts**

Inspected peanuts that may be unreceipted/stored must complete all FSA-1007 blocks specified through Section II, Line I. Handlers electing to complete additional information for unreceipted/stored peanuts must use the R. unreceipted/stored column only (Exhibit 7) and follow the guidelines in this table.

<b>FSA-1007 Block Name</b>	<b>Required or Optional</b>	<b>Remarks</b>
<b>Section II: Calculation Worksheet</b>		
Items J through P	Optional	Values can be calculated in cents/pound or dollars/ton, as applicable
<b>R. Unreceipted/Stored Column</b> <b>Use unreceipted/stored column to reflect a load of peanuts that may be stored by the warehouse.</b>		
Applicant No.	Required	
LBS (Line G)	Required	
x line P, x %, Value of Segments	Optional	
Deductions: Item 1	Required	
Deductions: Items 2 through 7	Optional	
Net Amount	Optional	
Consecutive number of certificate	Required by AMS	
Q. Remarks	Required By AMS	If applicable.
Signature of Licensed Weigher	Required	

## 53 FSA-1007 Guidelines (Continued)

**E Additional Requirements for FSA-1007 High Moisture Conversion**

If shellers/handlers and producers agree to use the HMG process the HMC grade percentages should be transmitted to the PMP-DC, **not** the grades in Section I. See Exhibit 47 for HMC charts by peanut type.

<b>FSA-1007 Block Name</b>	<b>Required or Optional</b>
Seg.	Required
Foreign Material	Required
LSK	Required
Moisture	Required
SMK	Required
Sound Split	Required
SMK & SS	Required
Other Kernels	Required
Damage	Required
Total Kernels	Required
Hulls	Required
Total Kernels & Hulls (Exc. LSK)	Required
Freeze Damage	Required
Concealed RMD	Required
Virginia: Fancy	Required
Virginia: ELK	Required

**Note:** All producers **must** be informed that the use of the HMG process is **optional**.

## 54 FSA-1007 Transmission File (MP1 File)

### A Transmission File (MP1 File)

Handlers/buying points must generate an FSA-1007 transmission file (MP1 file) with record length and data specified by FSA (See Exhibit 50). The data contained in the MP1 file **must** be identical to the corresponding printed FSA-1007 that has been verified and signed by the FSIS inspector. **All** categories (commercial, receipted, and unreceipted/stored) **must** be transmitted to the PMP-DC on a **daily** basis. Name is the MP1 file as shown by “User File Name” in Exhibit 49. Compress MP1 file using pkzip compression format for the transmission file. Name the transmission file as shown by “Sheller Package Name” in Exhibit 49.

### B Daily Transmissions

Handlers/buying points will be required to transmit all completed FSA-1007 records via MP1 file to the PMP- DC **daily** by following the FSA issued instructions and procedures outlined in Part 5. Duplicate FSA-1007 records must **not** be transmitted to the PMP-DC. Handlers must verify the status of their MP1 file transmissions by accessing PMP-DC and selecting “Incoming Files” from PMP-DC menu.

### C New Handlers

New handlers are required to obtain a valid transmission ID and password prior to sending any **\*--files to the PMP-DC. For assistance contact the PMP Administrator (see subparagraph 2 C).--\***

### D Voided FSA-1007's

In order to track the voided records and loads of peanuts that were designated as "No Sale", the peanut buying point software will continue using the Voided Reason Code field (field No. 327) to indicate “Voids” and "No Sales". The record must be transmitted with the MP1 file and at a minimum, must contain the following:

- valid FSA-1007 or SC-95 number
- buying point number
- crop year
- one of the following designations in the voided reason code (field No.327) field:
  - "V"= Void FSA-1007
  - "F"= Void SC-95
  - "S"= No Sale-Grade
  - "M"= No Sale-Moisture
  - "L"= No Sale-FM/LSK.

**Important:** Do not process FSA-1007 records for SC-95's that are voided or designated as “No Sale”. Include any “Void” and “No Sale” records with your MP1 file transmissions.

**54 FSA-1007 Transmission File (MP1 File) (Continued)****E Summary Report Print Capability**

Handlers must ensure that the buying point has the capability to print an Inspection Note Summary and SC-95 Summary reports daily for the FSIS Office.

**F Backup System**

Handlers must maintain a backup system containing all processed FSA-1007 records and retain all backups throughout the marketing season.

**G PMP-DC Mandatory Test Transmission File**

Each site transmitting to the PMP-DC must transmit a **mandatory “test transmission file”** to the PMP-DC **before** sending any valid record for the applicable crop year.

*\*--Contact the PMP Administrator (see subparagraph 2 C), to verify that a successful test--\**  
transmission was received at the PMP-DC. This should be completed prior to September 1 of each crop year.

## 55 Correction Instructions

### A Overview

These correction instructions are very important to ensure accurate data and successful end-of-year reporting. All USDA agencies utilize this data in calculations and reporting to Congress.

Handlers are responsible for the MP1 file transmissions of all of its affiliated buying points and must have the capability to correct transmission problems.

### B Correcting Errors

Buying points **must** correct errors on the FSA-1007 prior to transmission. Corrections after MP1 file generation must be handled as follows.

- Corrections in Section I of a transmitted FSA-1007 record **must** use the procedures for supersede FSA-1007 upon approval by the FSIS inspector.
- All other corrections will not be included in the MP1 transmission file when handled manually at the buying point.
- All corrections made using the supersede FSA-1007 procedures must be transmitted to PMP-DC.
- Corrected FSA-1007's must have the same date as the original issued FSA-1007.
- Notify FSIS of any corrections to the hard copy and transmitted FSA-1007 information.

FSA County Offices do need to be notified of any superseded FSA-1007's or to complete a FSA-1007 Peanuts (Correction) document for errors on the FSA-1007.

**Note:** All hard copy FSA-1007s and transmitted files **must** match. **No** corrections should be made to the hard copy without a matching **valid** MP1 file transmission record.

## 56 Handler Number/Buying Point Number

### A Handler Number

Registered peanut handlers will continue to use their assigned handler number. New peanut handlers must register with PSD to receive handler number to be used in marketing peanuts and transmitting data during the current and subsequent crop years.

\*--All handler number requests **must** be made by August 1, in the same crop year. Handler number requests received after August 1, will be applicable for the following crop year.

Please complete Exhibit 8 to request the handler number. The request and supporting documentation can be e-mailed to the PMP Administrator (see subparagraph 2 C).--\*

### B Buying Point Number

Buying points will continue to use previously assigned buying point numbers to identify the physical location of the buying point where the official farmers stock inspection is conducted. New buying points will continue to register with AMS to obtain a buying point number.

To register, please contact either of the following AMS contacts:

- Anthony Souza, Associate Director of Federal-State Inspection by telephone at 209-477-0123 or e-mail to **tony.souza@usda.gov**.
- Nate Tickner, Fruit and Vegetable Programs, Specialty Crop Inspection Division by telephone at 202-720-0477 or by e-mail to **nate.tickner@usda.gov**.

**57 Buying Point Profile****A Buying Point Profiles**

All shellers are **required** to update their sheller and affiliated buying point profile data and confirm their status for the **current** and subsequent crop years. Transmissions will **not** be activated until all profiles are updated. The sheller should update all sheller and buying point profiles at **<https://apps.fsa.usda.gov/pmp-web>**.

**B Buying Point Profiles Website**

To access the website for E-Authentication registration level 2 Refer to the following link for information at **<https://www.eauth.usda.gov/mainpages/index.aspx>**.

\*--See paragraph 2 for additional information or contact the PMP Administrator (see subparagraph 2 C) for additional assistance.--\*

**58 Federal State Inspection Service****A SC-95 FSIS - Peanut Inspection Note sheet**

AMS and FSIS will use the SC-95 to record the results of an official farmer's stock peanut inspection. Handlers using the electronic grading system should follow the guidelines issued by AMS and FSIS. The lead alpha character for the 2019 crop SC-95 will be **"D"**, as applicable.

**Note:** If the HMG process will be used at any buying point location, the producer or the designee, prior to beginning the official inspection, **must** inform the Federal State Inspector if the load of peanuts is to be graded under the HMG process.

**Exception:** No Valencia peanuts will be graded using the HMG process. Further, if SMK grade is less than 60 percent, the HMG charts should not be used.

**59-69 (Reserved)**



## Part 5 Date Collection, Upload, and Transmission

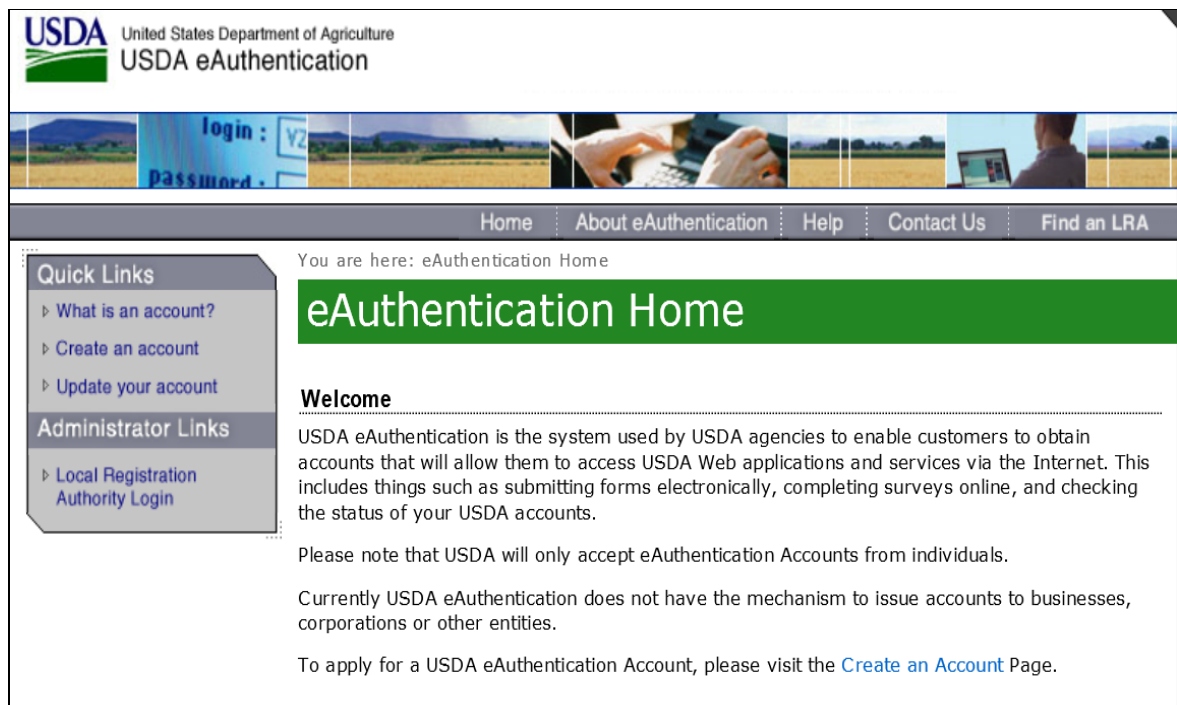
### 70 eAuthentication Account for Accessing USDA Web Applications and Services

#### A General Information

USDA customers can obtain eAuthentication account to access USDA web applications and services. To access the web-based PMP-DC, the user must obtain a **Level 2 USDA eAuthentication** account. This allows the user to logon to PMP- DC and conduct activities relating to transmission packages containing FSA-1007 data (MP1 file).

#### B Accessing eAuthentication Homepage

The USDA eAuthentication website can be accessed at <https://www.eauth.usda.gov/mainPages/index.aspx>.



**70 eAuthentication Account for Accessing USDA Web Applications and Services (Continued)**

**C Applying for Level 2 eAuthentication Account**

From the eAuthentication Homepage, CLICK “Create an account” and follow the online instructions.

**Notes:** The Frequently Asked Questions document provides useful information regarding eAuthentication and can be found at [https://www.eauth.usda.gov/\\_GlobalAssets/Documents/USDA\\_eAuth\\_FAQ\\_508.pdf](https://www.eauth.usda.gov/_GlobalAssets/Documents/USDA_eAuth_FAQ_508.pdf).

## 70 eAuthentication Account for Accessing USDA Web Application and Services (Continued)

**C Applying for Level 2 eAuthentication Account (Continued)**

The following table provides general guidelines for obtaining Level 2 eAuthentication:

<b>IF you have...</b>	<b>THEN...</b>
<b>no</b> eAuthentication Account	<p>obtain a <b>Level 2</b> eAuthentication.</p> <p>From the Create an Account - Getting Started Screen, CLICK “Register for a Level 2 Account”.</p> <div style="border: 1px solid black; padding: 5px; margin-top: 10px;"> <p><b>Request Level 2 Access to:</b></p> <ul style="list-style-type: none"> <li>Submit official business transactions via the Internet</li> <li>Enter into a contract with the USDA</li> <li>Submit forms or applications for the USDA via the Internet</li> </ul> <p style="text-align: right;"><b>Register for a Level 2 Account</b></p> </div>
a <b>Level 1</b> account	<p><b>upgrade</b> to <b>Level 2</b> eAuthentication.</p> <p>From the Create an Account – Getting Started Screen, CLICK “Log into Your Profile”.</p> <div style="border: 1px solid black; padding: 5px; margin-top: 10px;"> <p><b>Changing from Level 1 Access to Level 2 Access</b></p> <p>If you already have a Level 1 account and require Level 2 access:</p> <ol style="list-style-type: none"> <li>Log into your profile</li> <li>Fill in and submit the required information</li> <li>Verify your Identity remotely by following the instructions on the “Level 2 Account Upgrade Request Confirmation” email, or visit a Local Registration Authority (LRA)</li> </ol> <p style="text-align: right;"><b>Log into Your Profile</b></p> </div>
a <b>Level 2</b> account but <b>do not</b> have access to PMP-DC	*--contact the PMP Administrator (see subparagraph 2 C) to--*
a <b>Level 2</b> account and have access to PMP-DC	use your eAuthentication ID and password to access PMP-DC.

**Level 2 eAuthentication** access requires in person identity proofing at a local LRA. A list of LRA’s can be found at <http://www.eauth.usda.gov/mainpages/eauthwhatslra.aspx>.

## 70 eAuthentication Account for Accessing USDA Web Application and Services (Continued)

**D Using Level 2 eAuthentication to Access PMP-DC**

\*--Once your Level 2 eAuthentication credentials are approved, notify the PMP Administrator (see subparagraph 2 C) with the following information:--\*

- name of authorized sheller representative
- sheller name
- office phone number
- e-mail address
- eAuthentication ID.

**Note:** Sheller must notify FSA when the authorized sheller representative is no longer affiliated with the company so their access to PMP-DC can be disabled.

**E eAuthentication Help**

Contact the following for eAuthentication assistance.

- USDA CTS Service Desk at 800-457-3642 for assistance with the following:
  - for eAuthentication account credentials and password reset, select “**Option 1**”
  - for PMP-DC questions, select “**Option 2**” (Applications and Programs) and do the following:
    - tell Service Desk that assistance is required for PMP-DC
    - ask Service Desk representative to assign the incident to **FSA Service Desk**.
- For account reset, call **800-255-2434**, select “**Option 2**” FPAC Central Region Access Control Management, then **Option 3** (application software issues).
- For questions about adding new shellers/buying points, test transmissions, and \*--reconciliation files contact the PMP Administrator (see subparagraph 2 C).
- For questions on peanut marketing activity policies, contact the PSD Peanut Program Manager (see subparagraph 2 C).--\*

## 71 Peanut Marketplace Program – Data Collection

### A Peanut Marketplace Program


The PMP-DC is a web-based application that allows authorized users to:

- maintain sheller and associated buying point profile
- upload files
- view incoming files status.

The availability of the functionalities will be based on the roles assigned to the user. Additional functionalities are available to users with administrative roles.

### B Peanut Marketplace and Data Collection Program Logon

The following table provides the steps to Log into the PMP web application.

Step	Action
1	<p>Access the web application at <a href="https://apps.fsa.usda.gov/pmp-web">https://apps.fsa.usda.gov/pmp-web</a>.</p> <p>A valid Level 2 eAuthentication ID and Password is required.</p> <p><b>Important:</b> For Internet Explorer Version 9, do the following <b>before</b> accessing the PMP:</p> <ul style="list-style-type: none"> <li>• Go to “Tools”</li> <li>• CLICK “Compatibility View Settings”</li> <li>• in the add this website box enter “usda.gov”</li> <li>• CLICK “Add”</li> <li>• Check the box “Display all websites in Compatibility View”</li> <li>• CLICK “Close”.</li> </ul>
2	<p>Logon using the USDA issued eAuthentication ID and Password. The Welcome to the Peanut Marketplace Program Screen will be displayed with the user’s name on the PMP Menu, on the left side of the screen. Following is an example of the screen.</p> 

## 72 Maintain Sheller Profile

### A General Information

The Maintain Sheller Profile option allows authorized user to modify and confirm the information relating to the sheller.

**Important:** Shellers must review and confirm the Sheller and Buying Point profiles of their affiliated Buying Points before transmission packages from the sheller can be processed. Transmission packages received from shellers that have not confirmed their Sheller Profile will be put in a “Held” status until the status of the Sheller and Buying Point Profiles are set to “Confirmed”.

Data relating to new sheller must be added to the PMP-DC by the PMP-DC administrator. If \*--your sheller profile is not found, contact the PMP Administrator (see subparagraph 2 C).--\*

### B View Sheller Profile

To view the Sheller profile CLICK “Maintain Sheller Profile” under PMP Menu. The View Sheller Profile Screen will be displayed.

Following is an example of the View Sheller Profile Screen.

USDA United States Department of Agriculture  
Farm Service Agency

Program Data Collection (PMP-DC)

PMP-DC Home | About PMP-DC | Help | Contact Us | Exit PMP-DC | Log Off

### View Sheller Profile

Select Authorized Sheller Profile

**Sheller Name:** gov.usda.fsa.pscas.pmp.service.Transmiss  
**Company President:** Mark  
**Transmission ID:** YAA  
**Status:** Confirmed  
**Termination Date:**

**Sheller ID:** OK500  
**Confirmation Date:** 06/20/2017  
**Termination Reason:**

**Point of Contact**  
**Name:** gov.usda.fsa.pscas.pmp.service.Transmiss  
**E-mail:** test@junit.org  
**Phone:** 900-555-1212  
**Fax:**

**Mailing Address**  
gov.usda.fsa.pscas.pmp.service.Transmiss  
Kansas City, MO 64105

**Street Address**  
gov.usda.fsa.pscas.pmp.service.Transmiss  
Kansas City, MO 64105

Associated Buying Points			
Site Name	Buying Point No.	State Name	County Name
gov.usda.fsa.pscas.pmp.service.Transmiss	40600	OK	Woodward

Sorted by Site Name  
PMPFindShellerProfileID01

[Back to Top](#)

[PMP-DC Home](#) | [FSA Internet](#) | [FSA Intranet](#) | [USDA.gov](#)  
[Site Map](#) | [Policies and Links](#) | [FOIA](#) | [Accessibility Statement](#) | [Privacy](#) | [Non-Discrimination](#) | [Information Quality Activities](#) | [USA.gov](#) | [White](#)

## 72 Maintain Sheller Profile (Continued)

**B View Sheller Profile (Continued)**

To modify and/or confirm the sheller profile, CLICK “**Modify**” and the **Modify Sheller Profile** screen will be displayed.

To print the sheller profile, CLICK the Acrobat icon, Printer Friendly Version, on the upper right side of the screen to convert the profile to pdf format.

A sheller with more than one operation may have a profile created for each of the location upon approval by FSA. Contact the PMP-DC administrator to create a sheller profile for each transmitting location. The authorized sheller representative must ensure that the status of the profile of each location is confirmed.

Following is an example of the Maintain Sheller Profile Screen for a sheller with multiple transmitting locations.

Handler ID	Sheller ID	Sheller Name	Actions
13987	ga909	Peanut Ga-No.1	<a href="#">View</a>
13654	ga808	Peanut Ga-No. 2	<a href="#">View</a>
01987	al707	Peanut Whse-AL	<a href="#">View</a>

To view the available shellers CLICK “**View**” in the Actions column next to the applicable Sheller ID and Name. The **View Sheller Profile** screen will be displayed. To update and modify update and confirm the sheller profile CLICK “**Modify**”, to display the **Modify Sheller Profile** Screen.

## 72 Maintain Sheller Profile (Continued)

## C Modify Sheller Profile

The following is an example of the **Modify Sheller Profile** screen.

**USDA** United States Department of Agriculture  
**Farm Service Agency**

Program Data Collection (PMP-DC)

PMP-DC Home | About PMP-DC | Help | Contact Us | Exit PMP-DC | Log Off

## Modify Sheller Profile

[Select Authorized Sheller Profile](#) > [Sheller Profiles List](#)

\*Sheller Name: gov.usda.fsa.pscas.pmp.service.Tr  
 Company President: Mark  
 Sheller ID: OK500  
 Transmission ID: YAA  
 Status: Confirmed

**Point of Contact**  
 \*Name: gov.usda.fsa.pscas.pmp.service.Transmiss  
 \*Phone: 9005551212  
 \*E-mail: test@unit.org  
 Fax:

**Mailing Address**  
 \*Line 1: gov.usda.fsa.pscas.pmp.service.Transmiss  
 Line 2:  
 \*City: Kansas City  
 \*State: Missouri  
 \*Zip: 64105

**Street Address** ☐ Same as Mailing Address  
 \*Line 1: gov.usda.fsa.pscas.pmp.service.Transmiss  
 Line 2:  
 \*City: Kansas City  
 \*State: Missouri  
 \*Zip: 64105

Submit Cancel  
 \* Denotes Required Field

**Associated Buying Points**

Site Name	Buying Point No.	State Name	County Name	Actions
gov.usda.fsa.pscas.pmp.service.Transmiss	40600	OK	Woodward	<a href="#">Modify</a> <a href="#">Remove</a>

Sorted by Site Name

**Add Associated Buying Point**  
 Buying Point Number:   
 Search

PMPUpdateShellerProfile01 [Back to Top](#)

Verify and update the information displayed on the screen and make the applicable changes to the data on the screen. Data fields denoted by an asterisk are required entries.

To save the data and change the status of the sheller profile to confirmed CLICK “Submit”.

**Important:** Transmission package from shellers with a status of **unconfirmed** will be **held** until the user changes the sheller profile status to **confirmed**.

The **Associated Buying Points** section at the bottom of the screen displays the list of buying points associated with the sheller.

**72 Maintain Sheller Profile (Continued)****C Modify Sheller Profile (Continued)**

Under the **Actions** column in the Associated Buying Points section the user can:

- CLICK “Modify” to display, modify and confirm the buying point profile associated with the sheller
- CLICK “Remove” to remove the buying point from those associated with the sheller.

The **Buying Points** section at the bottom of the screen allows the user to add a buying point to the sheller’s associated buying points. Enter the buying point number, then CLICK “**Search**” to display the buying point to add to the list of buying points associated with the sheller. Go to paragraph 4, for additional information on **Buying Point Profile** maintenance. CLICK “**Cancel**” to return to the **PMP-Maintain Sheller Profile** screen.

## 73 Maintain and Modify Buying Point Profiles

### A General Information

Shellers have the capability to:

- modify the profile of their associated buying points
- remove a buying point from their list of associated buying points
- identify the buying point that “Shuttles to” or “Shuttles from” the applicable buying point.

Shellers must review and verify the list of “Associated Buying Points” at the bottom of the Modify Sheller Profile Screen.

**Important:** Transmission package from shellers with “**Unconfirmed**” status will be **held** until the user changes the Buying Point Profile status to “**Confirmed**”.

**\*--Note:** Contact the PMP Administrator (see subparagraph 2 C) if the buying point number cannot be found.--\*

### B Modify Buying Point Profile

Under the **Associated Buying Points** Action column:

- CLICK “Modify” if the listed buying point is associated with the sheller and the Maintain Buying Point Profile Screen will be displayed (see subparagraph 73 B). The Sheller must review, modify and confirm the buying point information.
- CLICK “Remove” if the listed buying point is **not** associated with the sheller. This will disassociate the buying point from the sheller.

**Note:** It is important to maintain accurate records each year. If there is a buying point that is no longer associated with your sheller then make sure to remove it.

## 73 Maintain and Modify Buying Point Profiles (Continued)

## B Modify Buying Point Profile (Continued)

Buying points **must** be under the correct sheller.

Select a Buying Point from the list of “Associated Buying Points” displayed on the Sheller Profile Screen.

Following is an example of the Modify Buying Point Profile Screen.

**USDA** United States Department of Agriculture  
**Farm Service Agency**

**Program Data Collection (PMP-DC)**

[PMP-DC Home](#) | [About PMP-DC](#) | [Help](#) | [Contact Us](#) | [Exit PMP-DC](#) | [Log Off](#)

## Modify Buying Point Profile

[Select Authorized Sheller Profile](#) > [Sheller Profiles List](#) > [Modify Sheller Profile](#)

Sheller Name: gov.usda.fsa.pscas.pmp.service.Transmiss  
 Buying Point Name: gov.usda.fsa.pscas.pmp.service.Transmiss  
 Buying Point Number: 40600  
 Status:    
 State: OK  
 County: Woodward  
 Confirmation Date: 08-13-2016

**Point of Contact**

\*Name:  \*Phone:   
 Fax:

**Mailing Address**

\*Line 1:   
 Line 2:   
 \*City:  \*State:    
 \*Zip:

**Street Address** ☐ Same as Mailing Address

\*Line 1:   
 Line 2:   
 \*City:  \*State:    
 \*Zip:

\* Denotes Required Field

**Shuttle Points**

Shuttles To:

Buying Point Number	Buying Point Name
-- Select Buying Point --	<input type="button" value="Add"/>

Shuttles From:

Buying Point Number	Buying Point Name
-- Select Buying Point --	<input type="button" value="Add"/>

[PMPUpdateBPPProfile01](#) [Back to Top](#)

[PMP-DC Home](#) | [FSA Internet](#) | [FSA Intranet](#) | [USDA.gov](#)  
 | [Privacy Policy](#) | [Contact Us](#) | [FOIA](#) | [Accessibility Statement](#) | [Help](#) | [Feedback](#) | [Information Center](#) | [PMP-DC](#) | [Other Links](#)

**73 Maintain and Modify Buying Point Profiles (Continued)****B Modify Buying Point Profile (Continued)**

Verify and update the buying point information. Complete all required fields denoted by asterisks and change the Status to “Confirmed”. The corresponding confirmation date must be greater than 06/01/2019 for crop year 2019. CLICK “Submit” to confirm the buying point information. This will update the buying point profile status to confirmed.

The bottom section of the Modify Buying Point Profile Screen allows the user to add Shuttle Buying Point information as follows:

- **“Shuttles To”** – allows the user to identify where this buying point location sends its paperwork for processing
- **“Shuttles From”** – allows the users to identify the buying point that takes its paperwork to this buying point location for processing.

Select the applicable buying point from the drop-down list and CLICK “Add”. The selected buying point will be listed on the screen.

To remove a buying point, from the list of “Shuttles To” and “Shuttles From”, CLICK “Remove” next to the name of the buying point.

## 73 Maintain and Modify Buying Point Profiles (Continued)

## B Modify Buying Point Profile (Continued)

The following is an example of the Modify Buying Point Profile Screen, which will allow the option to “Remove” instead of “Add” when listed shuttles buying point information has previously been associated.

**USDA** United States Department of Agriculture  
**Farm Service Agency**

**Peanut Market Place Program Data Collection (PMP-DC)**

[PMP-DC Home](#) | [About PMP-DC](#) | [Help](#) | [Contact Us](#) | [Exit PMP-DC](#) | [Log Off](#)

## Modify Buying Point Profile

[Select Authorized Sheller Profile](#) > [Sheller Profiles List](#) > [Modify Sheller Profile](#)

Sheller Name: gov.usda.fsa.pscas.pmp.service.Transmiss  
 Buying Point Name: gov.usda.fsa.pscas.pmp.service.Transmiss  
 Buying Point Number: 40600  
 Status:    
 State: OK  
 County: Woodward  
 Confirmation Date:

**Point of Contact**

\*Name: gov.usda.fsa.pscas.pmp.service.Transmiss \*Phone: 9005551212  
 Fax:

**Mailing Address**

\*Line 1: gov.usda.fsa.pscas.pmp.service.Transmiss  
 Line 2:  
 \*City: Kansas City \*State: Missouri   
 \*Zip: 64105

**Street Address** ☐ Same as Mailing Address

\*Line 1: gov.usda.fsa.pscas.pmp.service.Transmiss  
 Line 2:  
 \*City: Kansas City \*State: Missouri   
 \*Zip: 64105

\* Denotes Required Field

**Shuttle Points**

Shuttles To:

Buying Point Number	Buying Point Name
01001 gov.usda.fsa.pscas.pmp.service.Transmiss	<input type="button" value="Remove"/>

-- Select Buying Point --

Shuttles From:

Buying Point Number	Buying Point Name
No Buying Points were found.	

-- Select Buying Point --

PMPUpdateBPPProfID01 [Back to Top ^](#)

[PMP-DC Home](#) | [FSA Internet](#) | [FSA Intranet](#) | [USDA.gov](#)  
[Site Map](#) | [Policies and Links](#) | [FOIA](#) | [Accessibility Statement](#) | [Privacy](#) | [Non-Discrimination](#) | [Information Quality Activities](#) | [USA.gov](#) | [White House](#)

## 74 Upload File

## A General Information

The **Upload File** option provides users the ability to upload the transmission packages containing FSA-1007 records and reconciliation files (Recon.dat) to PMP-DC. The following is an example of the PMP-DC Upload Transmission File Screen.

USDA United States Department of Agriculture  
Farm Service Agency

PMP-DC Home | About PMP-DC | Help | Contact Us | Exit PMP-DC | Log Off

**PMP Menu**  
Welcome Test  
ShellerTwo!  
**Sheller Menu**  
Maintain Sheller Profile  
Upload File  
Incoming Files

## Upload Transmission File

\* **Select Upload File:**  Browse...

Submit Cancel

\* Denotes Required Field

PMPUploadFile01 [Back to Top ^](#)

| PMP-DC Home | FSA Internet | FSA Intranet | USDA.gov

CLICK “Browse” to search for the file to upload and select the file to upload. Once the selected file is displayed, CLICK “Submit” to send the transmission file or CLICK “Cancel” to discontinue the upload process.

## B Upload Confirmation

Following is an example of the confirmation displayed on the PMP-Upload File Screen.

USDA United States Department of Agriculture  
Farm Service Agency

PMP-DC Home | About PMP-DC | Help | Contact Us | Exit PMP-DC | Log Off

**PMP Menu**  
Welcome Test  
ShellerTwo!  
**Sheller Menu**  
Maintain Sheller Profile  
Upload File  
Incoming Files

## Upload Transmission File

"PNYAABBS.000" has been uploaded successfully.

\* **Select Upload File:**  Browse...

Submit Cancel

\* Denotes Required Field

PMPUploadFile01 [Back to Top ^](#)

| PMP-DC Home | FSA Internet | FSA Intranet | USDA.gov  
| Site Map | Policies and Links | FOIA | Accessibility Statement | Privacy | Non-Discrimination | Information Quality Activities | USA.gov | White House |

## 75 Incoming Files

### A Required Sheller Daily Transmission Verification Search

Shellers **must** check the status of their daily transmissions to PMP-DC and resolve any issues with files that were processed. Files transmitted to PMP-DC are processed at **11 a.m. CST**, Monday through Friday, and results of processing can be viewed by **12 p.m. CST**. For \*--assistance, contact the PMP Administrator (see subparagraph 2 C).--\*

To view the transmission packages sent by the user select “Incoming Files” on the PMP Menu, the user will be taken to the PMP – Incoming File Detail Report Screen, Incoming Transmission Packages Report”.

### B Incoming Transmission Packages Report

Following is an example of the Incoming Transmission Packages Report Screen.

USDA Farm Service Agency Program Data Collection (PMP-DC)

PMP-DC Home | About PMP-DC | Help | Contact Us | Exit PMP-DC | Log Off

### Incoming Transmission Packages Report

Crop Year: 2016

Sheller Name: gov.usda.fsa.pscao.pmp.service.Transmiss  
Sheller ID: OK500

Package Name	Received Date	Package Status	Processed Date	Action
recon.dat	2016-08-13 21:27	Processed	08-13-2016	
PNYAABBS.000	2016-08-13 21:27	Processed	08-13-2016	<a href="#">View</a>

PMPUploadResults01  
PMP-DC Home | FSA Internet | FSA Intranet | USDA.gov [Back to Top](#)

**Note:** The files are displayed in the order they were received.

## 75 Incoming Files (Continued)

**B Incoming Transmission Packages Report (Continued)**

The following table provides the field descriptions and actions for the Incoming Transmission Packages Report.

<b>Field</b>	<b>Description</b>	<b>Action</b>
Crop Year	Crop year to be displayed.	Select the appropriate year drop-down and CLICK "Search".
Sheller Name	Name of the transmitting sheller.	
Sheller ID	FSA assigned sheller ID.	
Package Name	Transmission package name containing the FSA-1007 records and the recon.dat file sent by user.	
Received Date	Date the file was received by PMP-DC.	
Package Status	Displays one of the following: <ul style="list-style-type: none"> <li>• Received</li> <li>• Held</li> <li>• Processed</li> <li>• Processed with Errors</li> <li>• Unable to Process.</li> </ul> <p><b>Note:</b> See subparagraph 75 E for further details on the different package status.</p>	
Processed Date	Date the files were processed.	
Action	Allows the user to view the details of the processing result. The MP1 Files in Transmission Package Report will be displayed	CLICK "View".

## 75 Incoming Files (Continued)

**C MP1 Files in Transmission Package Report**

The MP1 file in Transmission Package Report lists the MP1 file(s) within the Transmission Package that were selected from the previous screen.

The **Processing Message** section of the **MP1 Files in Transmission Package Report** summarizes the MP1 file status, the processing results including any processing error messages, if applicable.

Following is an example of the MP1 Files in Transmission Package Report Screen.

The screenshot shows the USDA Farm Service Agency PMP-DC interface. At the top, there's a navigation bar with links: PMP-DC Home, About PMP-DC, Help, Contact Us, Exit PMP-DC, and Log Off. The main heading is "MP1 Files in Transmission Package Report". Below this, there's a section for "Incoming Transmission Packages Report" with the following details:

- Sheller Name:** gov.usda.fsa.pscas.pmp.service.Transmiss
- Package Name:** PNYAABBS.000
- Package Status:** Processed
- Sheller ID:** OK500
- Received Date:** 2016-08-13 21:27
- Processed Date:** 08-13-2016

Below the details is a "Processing Message" section with the following text:

- All MP1 Files have been processed.
- Package contained 1 MP1 file(s) to process.
- MP1 File Name OK500000.mp1 was processed.

At the bottom is a table with the following data:

MP1 File Name	MP1 Creation Date	Received Date	Processed Date	Record Count	Action
OK500000.mp1	08-13-2016	08-13-2016	08-13-2016	2	<a href="#">View</a>


At the bottom left, it says "DMP1InLoadResults02" and at the bottom right, it says "Back to Top ^".

To view the contents of the desired MP1 file CLICK "View" in the "Action" column. The PMP – FSA-1007 Detail for User File, Inspection Certificates in MP1 File Screen will be displayed.

## 75 Incoming Files (Continued)









**D Inspection Certificates in MP1 File**

Following is an example of the Inspection Certificates in MP1 File Screen:



United States Department of Agriculture  
**Farm Service Agency**

**Peanut Market Place  
Program  
Data Collection (PMP-DC)**

[PMP-DC Home](#) | [About PMP-DC](#) | [Help](#) | [Contact Us](#) | [Exit PMP-DC](#) | [Log Off](#)

## Inspection Certificates in MP1 File

[Incoming Transmission Packages Report](#) > [MP1 Files in Transmission Package Report](#)

**Sheller Name:** gov.usda.fsa.pscap.pmp.service.Transmiss

**Package Name:** PNYAABBS.000

**Package Status:** Processed

**MP1 File Name:** OK500000.mp1

**Record Count:** 2

**Sheller ID:** OK500

**Received Date:** 2019-05-01 07:58

**MP1 Creation Date:** 2019-05-01 07:58:00.000

FSA-1007 / SC-95 Number	Processing Message
	Processing complete for OK500000.mp1 in PNYAABBS.000. valid=2, invalid=0

FSA-1007 No.	Buying Point No.	Transmittal Date
1234568	40600	12-15-1999
1234569	40600	12-15-1999

PMPFindInspCertID01
[Back to Top](#) ^

[PMP-DC Home](#) | [FSA Internet](#) | [FSA Intranet](#) | [USDA.gov](#)  
[Site Map](#) | [Policies and Links](#) | [FOIA](#) | [Accessibility Statement](#) | [Privacy](#) | [Non-Discrimination](#) | [Information Quality Activities](#) | [USA.gov](#) | [White House](#)

**Note:** This example displays a list of the FSA-1007's in the MP1 file.

The list will include all transmitted records without errors, including valid FSA-1007's, superseded FSA-1007's, and voided FSA-1007's and SC-95's.

## 75 Incoming Files (Continued)

**E Incoming File Status Frequently Asked Questions**

Following are the most frequently asked questions regarding incoming file status.

**Q:** What does the transmission Package Status “**Received**” mean?

**A:** PMP-DC received the transmission package after the scheduled daily batch-processing. The file will be included in the next processing cycle. (See subparagraph 75 A)

**Q:** Why is the transmission package status “**Held**”?

**A:** This message will be generated at the same time that one or more of the following messages is generated:

- **Sheller profile <sheller id> is not confirmed.**
- **Buying point was not found.** Check your search parameters. Buying point valid, sheller needs to contact PMP-DC Administrator to add to system to create profile and confirm. Record will then be reprocessed.
- **Missing file(s)** will be created but data will be processed and sent to FSIS.
- **Process Transmission Package** when out of sequence and send MP1 record to FSIS.

**Note:** Transmission packages must be numbered sequentially starting with “000” each crop year.

**Example:** File numbers **003**, **004**, and **005** will be processed when file **002** is received and processed.

Package Name	Received Date	Package Status	Processed Date	Action
PNXYZBBS.000	10-01-2019	Processed	10-01-2019	<a href="#">View</a>
PNXYZBBS.001	10-02-2019	Processed	10-02-2019	<a href="#">View</a>
PNXYZBBS.003	10-03-2019	Held		
PNXYZBBS.004	10-04-2019	Held		
PNXYZBBS.005	10-04-2019	Held		

## 75 Incoming Files (Continued)

**E Incoming File Status Frequently Asked Questions (Continued)**

**Q:** What should I do about duplicate FSA-1007 numbers?

**A:** Contact PMP-DC Administrator. (See subparagraph 2 C)

**Q:** Why is the transmission package status “Unable to Process”?

**A:** PMP-DC received the transmission package but is unable to process because the transmission package has incorrect file name, and/or it is a duplicate of a previously processed transmission package.

Transmission Package file name format: PNSSSBBS.ccc

The user must review the following:

- **PN** = constant
- **SSS** = FSA-Issued alpha transmission ID
- **BBS** = constant
- **ccc** = file counter beginning with “000” each crop year/

The following table provides guideless for duplicate transmission package file name.

<b>IF it is a duplicate transmission package file name and...</b>	<b>THEN...</b>
all data in the duplicate transmission package is the same as the previous transmission package	no further action is needed.  <b>Note:</b> Do not retransmit the file.
<b>any data</b> in duplicate transmission package <b>is different</b> from the previous transmission package	transmit the data using next transmission file number.  <b>Note:</b> Review your “Incoming File” report to verify your last transmission package number.
<b>Note:</b> If 2 files with identical file names are received and processed on the same day, the latest file received that meets validation will be processed.	

## 75 Incoming Files (Continued)

**E Incoming File Status Frequently Asked Questions (Continued)**

**Q:** Why is the transmission package status “Processed with Errors”?

**A:** This means that the transmission package was processed but it contains records other than valid FSA-1007’s. Records that are voids or supersedes will need no additional action. Records with messages specific to a data field will require verification and/or corrective action.

From the MP1 Files Transmission Report, “Action” column, CLICK “View” to display the processing messages and the list of records included in the MP1 file.

**Q:** What should I do to correct the error in the MP1 file?

**A:** Review the SC-95 and FSA-1007 information to determine if they match with the electronic FSA-1007 record transmitted to PMP-DC. The following table provides guidelines to correct the error in the MP1 file.

<b>IF hardcopy of the FSA-1007 has...</b>	<b>THEN...</b>
<b>incorrect</b> data	supersede the FSA-1007’s and reprocess a correct FSA-1007. Ensure that field 328-334 of the superseding FSA-1007 has the FSA-1007 that is being superseded.
<b>correct</b> data	review the electronic record and identify the incorrect data.  If the electronic FSA-1007 record is: <ul style="list-style-type: none"> <li>• <b>correct</b> then re-transmit the correct FSA-1007 record with the next transmission package.</li> <li>• <b>incorrect</b> then the sheller should do the following: <ul style="list-style-type: none"> <li>• correct the software that generated the FSA-1007 record</li> <li>• supersede the incorrect FSA-1007</li> <li>• process the FSA-1007’s using the corrected software</li> <li>• transmit the correct record to PMP-DC with the next transmission package.</li> </ul> </li> </ul>

**75 Incoming Files (Continued)****E Incoming File Status Frequently Asked Questions (Continued)**

**Q:** Why is the MP1 file included in the transmission package not processed?

**A:** MP1 files included in the transmission package with incorrect MP1 File naming convention cannot be processed. The user must ensure that the MP1 File name format is SSSIDCCC.MP1. The following naming convention is required:

- **SS** = the alpha State abbreviation
- **SID** = is a number assigned by FSA
- **CCC** = file counter beginning with “000” each crop year
- **MP1** = constant.

## 76 End of Season Reconciliation/Technical Support

## A End of Season Reconciliation

In order to release loan rates for the subsequent year earlier, all handlers are **required** to submit a Recon.dat file (Sheller Comparison File) by the last business day in March, as part of the end of year reconciliation, according to steps below:

Step	Action																												
1	<p>Create the Recon.dat file listing all FSA-1007 records processed during the 2019 and subsequent crop years. The file must include a complete list of FSA-1007's that were processed by their affiliated buying points and should use the following file layout.</p> <table><tr><th colspan="4">Sheller Comparison File (Recon.dat) Len=20</th></tr><tr><th>Position</th><th>Type</th><th>Size</th><th>Description</th></tr><tr><td>1-5</td><td>N</td><td>5</td><td>Buying Point Number (Cannot be 00000, 13999, 48999, 51999)</td></tr><tr><td>6-12</td><td>N</td><td>7</td><td>FSA-1007 Serial Number (Cannot be 00000; Do not include SC-95's; Right justified with either leading zeros or blanks; Left justified with trailing blanks – any zeros will be treated as part of the 1007 number)</td></tr><tr><td>13-18</td><td>Date</td><td>6</td><td>Transmission Date (MMDDYY) Date the sheller 'Transmission Package' that included the FSA-1007 record was transmitted to PMP-DC.</td></tr><tr><td>19</td><td>-</td><td>1</td><td>Carriage Return (Optional)</td></tr><tr><td>20</td><td>-</td><td>1</td><td>Line Feed (Optional)</td></tr></table>	Sheller Comparison File (Recon.dat) Len=20				Position	Type	Size	Description	1-5	N	5	Buying Point Number (Cannot be 00000, 13999, 48999, 51999)	6-12	N	7	FSA-1007 Serial Number (Cannot be 00000; Do not include SC-95's; Right justified with either leading zeros or blanks; Left justified with trailing blanks – any zeros will be treated as part of the 1007 number)	13-18	Date	6	Transmission Date (MMDDYY) Date the sheller 'Transmission Package' that included the FSA-1007 record was transmitted to PMP-DC.	19	-	1	Carriage Return (Optional)	20	-	1	Line Feed (Optional)
Sheller Comparison File (Recon.dat) Len=20																													
Position	Type	Size	Description																										
1-5	N	5	Buying Point Number (Cannot be 00000, 13999, 48999, 51999)																										
6-12	N	7	FSA-1007 Serial Number (Cannot be 00000; Do not include SC-95's; Right justified with either leading zeros or blanks; Left justified with trailing blanks – any zeros will be treated as part of the 1007 number)																										
13-18	Date	6	Transmission Date (MMDDYY) Date the sheller 'Transmission Package' that included the FSA-1007 record was transmitted to PMP-DC.																										
19	-	1	Carriage Return (Optional)																										
20	-	1	Line Feed (Optional)																										
2	Logon to PMP-DC Web application at <b><a href="https://apps.fsa.usda.gov/pmp-web/splash.do">https://apps.fsa.usda.gov/pmp-web/splash.do</a></b> using the USDA-issued eAuthentication ID and password.																												
3	Upload the Recon.dat file by selecting “Upload File” from the PMP Menu.																												
4	Attach the Recon.dat file and transmit.																												

**76 End of Season Reconciliation/ Technical Support (Continued)****B Reconciliation Data Files Errors**

If there are errors in the initial Recon.dat file that was submitted, correct the Recon.dat file, and re-upload the complete file according to steps 2 through 4 using the same file name. (See paragraph 75)

**Note:** **Do not** increment the file names for example, Recon1.dat, Recon2.dat, etc.

**C FSA-1007 Records Not Received**

Shellers will be notified by telephone or e-mail, if the PMP-DC has not received the FSA-1007 records listed in the Recon.dat file. Upon notification, shellers are required to transmit the missing FSA-1007 records to the PMP-DC as soon as possible following the normal procedures for uploading FSA-1007 file (MP1 file).

If you have submitted the Recon.dat file by the last business day in March, and will have \*--additional transmissions, please contact the PMP Administrator (see subparagraph 2 C).--\*

**D Technical Support**

Handlers are responsible for providing technical support to buying points on problems relating to the buying point's FSA-1007 and warehouse receipt processing software. The designated handler technical support representative may contact the USDA CTS Service Desk at 800-457-3642, for technical support relating to:

- PMP-DC select Option 2, then Option 1
- eAuthentication, select Option 1.

USDA CTS Service Desk Support calls will be answered directly Monday through Friday from 8 a.m. to 5:30 p.m. CT. Calls received after work hours will be recorded by voicemail and returned the next workday.

## Reports, Forms, Abbreviations, and Delegations of Authority

### Reports

None.

### Forms

The following lists all forms referenced in this handbook.

Number	Title	Display Reference	Reference
CCC-258	Wire Transfer of Funds	Ex. 24	27
CCC-605P	Designation of Agent – Peanut (Includes CCC-605P-1) Designation of Agent – Peanuts (Continuation Sheet to Form CCC-605P)	Ex. 22	26
CCC-605P-2	Designation of Subsequent Agent – Peanuts	Ex. 23	26
CCC-677	Farm Storage Note and Security Agreement		4
CCC-678	Warehouse Storage Note and Security Agreement		4
CCC-679	Lien Waiver	Ex. 36	40
CCC-1047	Peanut Handlers	Ex. 8	3
FSA-1007	Inspection Certificate and Calculation Worksheet	Ex. 7	Text
SC-95	Federal-State Inspection Service Peanut Inspection Notesheet	Ex. 6	Text, Ex. 50
SF-3881	ACH Vender/Miscellaneous Payment Enrollment Form	Ex. 38	41

# Reports, Forms, Abbreviations, and Redelegations of Authority (Continued)

## Abbreviations

The following lists approved abbreviations.

Approved Abbreviation	Term	Reference
AMS	Agricultural Marketing Service	Text
CCE	Commodity Certificate Exchange	4, 27,
CMA	Cooperative Marketing Association	2, 5, 25, 40, 42
CCC	Commodity Credit Corporation	3, 4, 27, 28, 40, 41, 42
COC	County Office Committee	1, 3
CRMD	Concealed Rancidity, Mold, and Decay	Ex. 50
DAFP	Deputy Administrator for Farm Programs	1, 40, 70
DK	Damaged Kernel	Ex. 9, Ex. 50
DMA	Designated Marketing Association	2, 5, 25, 40, 42
ELK	Extra-Large Kernels	7, 53,
EWR	Electronic Warehouse Receipt	2, 3, 5
FM	Foreign Material	Ex. 8, Ex 47
FPAC	Farm Production and Conservation	2
HMC	High Moisture Conversion	53, Ex. 47
HMG	High Moisture Grade	50, 53, 58
LDP	Loan Deficiency Payment	Text
LSK	Loose Shelled Kernel	7, 53, 54
MAL	Marketing Assistance Loan	4, 5, 6, 7, 25, 28, 40, 51
MLG	Market Loan Gain	4
NLR	National Loan Rate	5, 6
NPB	National Peanut Board	25
NPP	National Posted Price	4, 27
OK	Other Kernel	7, Ex. 47
PMP-DC	FSA Peanut Marketplace Program-Data Collection	Text
PSD	Price Support Division	Text
RMD	Rancidity, Mold, and Decay	53
Seg	Segregation	6, 25, 53
SMK	Sound Mature Kernels	6, 7, 53, 58
SS	Sound Split	7, 53
STC	State Committee	1, 3

**Reports, Forms, Abbreviations, and Delegations of Authority (Continued)**

**Redelegations of Authority**

None.



**Definitions of Terms Used in This Handbook****Beneficial Interest**

Beneficial Interest means the producer maintains control of and title to the commodity.

**Buying Point Number**

Buying Point Number means the number assigned to identify the physical location of the buying point where farmers stock inspection is conducted.

**Buyer**

Buyer means the warehouse operator, broker, agent, or other person or entity that purchases finished goods, typically for resale, for a firm, for government, or organization; while a person who purchases material used to make goods is sometimes called a purchasing agent.

**Cooperative Marketing Association (CMA)**

CMA means the cooperative approved by CCC to participate in loan and LDP programs for any authorized commodity.

**CMA Service County Office**

CMA Service County Office means a County Office designated by CCC to accept, process, and disburse peanut MAL's and LDP's to CMA.

**Crop Year**

Crop Year means, for a commodity, the 12 month period that:

- begins on the first day of the eleventh calendar month before the month in which the final availability date for the applicable commodity falls
- ends on the final availability date for the applicable commodity.

**Definitions of Terms Used in This Handbook (Continued)****Designated Marketing Association (DMA)**

DMA means an entity of subsidiary thereof that performs marketing functions for a marketing association of peanut producers, does not take title to the commodity, and is authorized by CCC to provide and service CCC peanut MAL's and LDP's for individual producers who have beneficial interest in peanuts. Furthermore, DMA is not controlled either directly or indirectly, by a person or entity that acquires peanuts for processing or crushing through a business involved in buying and selling peanuts or peanut products.

**DMA Service County Office**

DMA Service County Office means a County Office designated by CCC to accept, process, and disburse peanut MAL's and LDP's to DMA.

**Electronic Warehouse Receipt (EWR)**

EWR means a warehouse receipt authorized by AMS to be issued or transmitted under United Warehouse Act in the form of electronic documents.

**Farmer Stock Peanuts**

Farmer Stock Peanuts means picked and threshed peanuts which have not been shelled, crushed, cleaned, or otherwise changed (**except** for removal of foreign material, LSK's, and excess moisture) from the form in which customarily marketed by producers.

**Handler**

Handler means any person who handles peanuts, in a capacity other than that of a custom cleaner or dryer, an assembler, a warehouseman or other intermediary between the producer and the person handling peanuts.

**Handler Number**

Handler Number means the number assigned to registered peanut handlers.

**Holder**

Holder means a person that has possession in fact or by operation of law of a warehouse receipt, United States Warehouse Act electronic document, or any electronic document.

**Loan Deficiency Payment (LDP)**

LDP means a payment to a producer who, although eligible to obtain MAL, agrees to forgo the loan in return for a payment on the eligible commodity.

**Definitions of Terms Used in This Handbook (Continued)****Peanut Marketplace – Program Data Collection (PMP-DC)**

PMP-DC means the system that collects, stores, verifies, and validates FSA-1007 data from peanut shellers. The data is stored and then made available to FSIS and other agency offices.

**Seg. 1 Peanuts**

Seg. 1 Peanuts means farmer stock peanuts with **not** more than 3.49 percent damaged kernels or more than 1 percent concealed damage caused by RMD and that free from visible *Aspergillus flavus*.

**Seg. 2 Peanuts**

Seg. 2 Peanuts means farmer stock peanuts with more than 3.49 percent damaged kernels or more than 1 percent concealed damage caused by RMD and that are free from visible *Aspergillus flavus*.

**Seg. 3 Peanuts**

Seg. 3 Peanuts means farmer stock peanuts with visible *Aspergillus flavus*.

**Storage Start Date**

Storage Start Date means the date the commodity was deposited into the warehouse.

**Wire Transfer**

Wire Transfer means an electronic process of sending money from one account to another the same day. For commodity loan repayments by wire transfer, the date the funds are transferred and received in CCC's account is the date of repayment.



**Federal-State Inspection Service Contact Information**

The following are FSIS contact persons, addresses and telephone numbers.

<b>Southeast (Georgia, Alabama, Florida and Mississippi)</b>	
<b>Federal Contacts</b>	<b>State Contacts</b>
Mr. William Shoulders Mr. Richard Marowski Federal Program Managers USDA, AMS, SCP, Specialty Crops Inspection Division 98 3 <sup>rd</sup> Street Winter Haven, FL 33880  <b>Telephone:</b> 863-299-7132 <b>FAX:</b> 863-299-7814	Mr. Jeff Jeffers Alabama Federal-State Inspection Service PO Box 1368 Dothan, AL 36302 <b>Telephone:</b> 334-792-5185; <b>FAX:</b> 334-671-7984  Mr. Marlon Clements Mr. Steve Eguino Mr. Mike Mountain Division of Fruit and Vegetables Florida Department of Agriculture and Consumer Services 170 Century Blvd Bartow, FL 33830-7700 <b>Telephone:</b> 863-578-1900; <b>FAX:</b> 863-578-1901  Mr. Randall Taylor Georgia Federal-State Inspection Service PO Box 71767 Albany, GA 31708-1767 <b>Telephone:</b> 229-432-6201; <b>FAX:</b> 229-438-8920  Mr. Kevin Riggin MDAC/Federal State Inspection Service PO Box 1609 Jackson, Mississippi 39215-1609 <b>Telephone:</b> 601-359-1138; <b>FAX:</b> 601-359-1175

**Federal-State Inspection Service, Contact Information (Continued)**

<b>Virginia-Carolina (Virginia, North Carolina, and South Carolina)</b>	
<b>Federal Contacts</b>	<b>State Contacts</b>
<p>Mr. Alan Novakowski Mr. Gary Crane Federal Program Managers USDA, AMS, SCP, Specialty Crops Inspection Division 8610 Baltimore Washington Blvd. Suite 212 Jessup, MD 20794</p> <p><b>Telephone:</b> 301-317-5365 <b>FAX:</b> 301-317-5438</p>	<p>Mr. Ronnie Wynn NCDA Cooperative Grading Service PO Box 588 Williamston, NC 27892 <b>Telephone:</b> 252-792-1672; <b>FAX:</b> 252-792-4784</p> <p>Mr. Jack Dantzler SCDA, Inspection Service PO Box 13391 Columbia, SC 29201 <b>Telephone:</b> 803-737-4588; <b>FAX:</b> 803-737-4667</p> <p>Ms. Teresa Byrd VDACS, Peanut Marketing Program PO Box 1130 Suffolk, VA 23434 <b>Telephone:</b> 757-925-2286; <b>FAX:</b> 757-925-2275</p>

**Federal-State Inspection Service, Contact Information (Continued)**

<b>Southwest (Texas, Oklahoma, New Mexico, and Arkansas)</b>	
<b>Federal Contacts</b>	<b>State Contacts</b>
<p>Mr. Edgar Rippee Mr. Harley Olinske Federal Program Managers USDA, AMS, SCP Specialty Crops Inspection Division 1511 NE Parvin Road Kansas City, MO 64116</p> <p><b>Telephone:</b> 816-453-4926 <b>FAX:</b> 816-453-4914</p>	<p>Mr. Russell Beamsley Texas Cooperative Inspection Program PO Box 368 Gorman, TX 76454 <b>Telephone:</b> 254-734-3006; <b>FAX:</b> 254-734-3009</p> <p>Mr. Stacy Gerk New Mexico Federal-State Inspection Service PO Box 483 Portales, NM 88130 <b>Telephone:</b> 575-356-8393; <b>FAX:</b> 575-356-6464</p> <p>Mr. Nate Tickner USDA, AMS FVP, SCI Washington, DC 20250 <b>Telephone:</b> 202-720-0477; <b>FAX:</b> 202-720-0393</p> <p>Mr. Scott Bray Mr. John Lansdale Mr. Terry Walker Arkansas State Plant Board 285 Bradley 124 Hermitage, AR 71647 <b>Telephone:</b> 870-820-0290; <b>FAX:</b> 870-463-8719</p>



## Electronic Peanut Warehouse Receipts

The following provides general information about electronic peanut warehouse receipts.

### Electronic Peanut Warehouse Receipts

Joseph T. Wyrick, President & CEO  
EWR, Inc.  
August 2012

#### Terms Defined

A **paper warehouse receipt** is a *title document* and a *bearer bond*. The "title" aspect is similar to the title of an automobile. The owner must have the title document in order to own whatever the document represents. A "bearer bond" is similar to a dollar bill - it belongs to whoever possesses it. If someone finds a dollar bill on the sidewalk, it belongs now to that person.

An **electronic warehouse receipt** is a *computer record* (stored on a computer disk) which contains all of the data which would be shown on a paper warehouse receipt. The electronic warehouse receipt (i.e., *ewr*) is legally equivalent in every respect to a paper warehouse receipt. The most notable difference is that there is no paper. Electronic warehouse receipts are allowed under federal law and are administrated under rules set by the USDA.

The *ewr* computer record is stored only on a computer system operated by a **Provider**. A Provider is a private-sector organization which is licensed by the U.S. Department of Agriculture to operate the electronic receipt computer system for a specific commodity. The Provider submits to strict regulation by USDA which requires both a financial and an EDP audit of the Provider annually. A Provider must have in place a variety of security measures and back-up mechanisms to ensure data safety along with continuity of operations. Also, the Provider is not allowed to alter any of the required data in a receipt record. *EWR, Inc.* is a Provider.

Associated with every *ewr* computer record in the Provider's computer is an essential piece of information which identifies the party to which the receipt belongs. This party is called the electronic receipt's **Holder**. The Holder of an *ewr* would be equivalent to the person who physically possesses or bears a paper receipt. It is important to note that, with a paper receipt, the person who possesses it may or may not be the owner of the commodity represented by the receipt. For example, the person could be acting as an agent for the true owner of the commodity. In a similar manner, the Holder of an electronic receipt may or may not be the owner of the commodity represented. The Provider system makes no effort to track ownership. The Provider only keeps track of who is the current Holder.

Holders can be brokers, shellers, growers, banks, buyers, sellers, USDA, buying points, or warehouses. *Only* warehouses can issue an electronic receipt on the Provider system. Typically the Provider requires each Holder to sign a contract before being allowed to use the Provider's system. The contract outlines requirements of both parties and the cost of the services of the Provider.

## Electronic Peanut Warehouse Receipts (Continued)

### How It Works

Basically a Holder transmits, via computer communications, instructions to the Provider system regarding a specific receipt. The Provider checks the instructions to determine whether they are legitimate. If they are, then the Provider acts on the instructions and sends acknowledgments that the action was taken to all appropriate parties to the transaction. As has already been mentioned, only a warehouse can issue and cancel electronic receipts on a Provider system.

The following example will help in understanding this process.

### A Straightforward Example

This example assumes that the warehouse, grower, and sheller are separate entities. This example is primarily for explanatory purposes. In actuality electronic receipts may be handled by an individual in an entirely different manner.

The depositor of 25 tons of peanuts in a warehouse requests that the warehouse issue a receipt for the commodity stored at that facility. The peanut warehouse has a Holder ID on the EWR, Inc. Provider system and begins the process of issuing an electronic warehouse receipt to represent the 25 tons of peanuts. The warehouse creates on its own computer a data file to be sent to EWR, Inc. This file contains all of the data required for a legal receipt. The file layout has been specified in advance by EWR, Inc. The file must be in the format required in order to be processed.

Upon creation of the *issuance* data file, the warehouse transmits the file to EWR, Inc. through the Internet to the EWR Inc. Peanut FTP Site. An FTP site is used rather than a "www" site because the FTP site, in most instances, permits computer operators to more fully automate their transmission of files. (Please note that the [www.ewrpeanut.com](http://www.ewrpeanut.com) site does allow users to perform all ewr functions with respect to their electronic peanut receipts.) EWR Inc. gives the warehouse in advance the security information it needs in order to access the FTP site.

It should be noted that a single transmission file may contain more than one issuance data file. In other words, a warehouse may send to EWR, Inc. numerous receipt issuance data files in a single transmission.

Immediately upon receiving the file, EWR Inc. begins processing it. The file is checked to ensure that it is from a legitimate Holder which is a warehouse trying to issue a receipt. The file is checked to make sure it passes certain security checks. Edit checks ensure that all required data is in the file.

## Electronic Peanut Warehouse Receipts (Continued)

If any problem at all is encountered then the issuing warehouse is sent via computer communications an acknowledgment message stating that the file cannot be processed and why. The warehouse must correct the error and resend the issuance data file.

If no problem is encountered then the receipt data file is stored on the Provider's computer system. At this point a legal warehouse receipt is issued. The warehouse is recorded on the Provider's computer as the first Holder. The warehouse is always recorded as the initial Holder although in many instances another party is made the Holder in just a few seconds. An acknowledgment message is sent to the issuing warehouse via computer communications to inform the warehouse that the receipt has been successfully issued.

Typically a grower will not want to become a Holder himself. Instead, he will want the warehouse to hold his receipt(s) and to act as his agent with respect to his receipts. The warehouse may want to have a written agency agreement with the grower. In any case, if the warehouse (or any party) is holding receipts on behalf of the grower, then that party needs to inform the grower of the receipt numbers when the electronic receipts are issued. The grower will need this information if he decides to request a CCC loan.

Upon instruction from the depositor, the warehouse (which is the current Holder of the receipt) begins to take action to make another party the Holder. In this example, assume the depositor is a grower who has informed the warehouse (n.b., this is done outside of the EWR system) that he wants to place his peanuts in the government loan. The warehouse needs to transfer Holdership of his receipt to USDA/CCC in order to accomplish this. The warehouse creates a *transfer* data file using its own computer. The transfer data file layout conforms with the specific file format provided by EWR, Inc.

Upon creation of the transfer data file, the warehouse transmits this file as it did before via computer communications to EWR's FTP site on the Internet. Upon receiving the file EWR Inc. performs various security and edit checks as it did before to ensure that the file is acceptable. Note that the transmission could have contained multiple transfer data files at the discretion of the sending Holder.

If the file has any problem then it is not processed by EWR and no change in Holder occurs. Instead an acknowledgment error message is sent from EWR by computer communications to the warehouse to inform it that the file did not process. A corrected file will have to be created by the warehouse and sent again.

If the file is correct then EWR Inc. processes the file. In this example, the warehouse is removed as the Holder and is replaced by USDA/CCC which becomes the new Holder. (Please note that this is not the way USDA normally becomes the holder, but is only an example. USDA typically uses the "loanable" feature described later in this document.) An acknowledgment message is sent by the Provider to the warehouse via computer communications to announce the successful change in Holders. A file may also be sent to USDA/CCC acknowledging that it is now the

## Electronic Peanut Warehouse Receipts (Continued)

Holder of this receipt. Other data from the receipt is sent to USDA in accordance with the Department's requirements.

At this point USDA/CCC is the Holder and has access to all data regarding the receipt. When the grower goes to the county office to initiate the loan then all of the receipt data will be immediately available. The county office staff will ask the grower for the specific receipt numbers which he wants to place in the loan. Special software has been developed by USDA to quickly process the electronic warehouse receipt data and associated loans.

Continuing with this example, assume that after a short time has passed a sheller becomes the owner of the equity in the peanuts. The sheller wishes to redeem the loan. The sheller initiates loan redemption in accordance with USDA requirements. Note that the transfer of the equity and the initiation of the redemption are both outside the scope of the Provider's ewr system.

The sheller initiates loan redemption. This is followed by USDA/CCC creating an instruction file which it sends to EWR, Inc. The file tells EWR to make the sheller the new Holder. The instruction is carried out. An acknowledgment file is sent to USDA/CCC in the appropriate manner. The sheller also receives an acknowledgment file from EWR which indicates that the sheller is now the Holder of the receipt. A data file accompanies the acknowledgment and this file contains all of the information in the receipt record so that the sheller can download the data into its computer system. Both the acknowledgment and the data files are in formats mandated by EWR, Inc.

At some point the sheller will want to ship the peanuts out of the warehouse. The sheller creates in its computer a *transfer* data file instructing EWR Inc. to make the warehouse the new Holder of this receipt. The transfer data file contains data elements in a layout specified by EWR Inc. Once created, the file is transmitted to EWR Inc.'s FTP site on the Internet via computer communications. After receiving the file, EWR Inc. performs edit and security checks. If the file has a problem of any kind then EWR send an acknowledgment error message to the sender and does not process the file. If the file is correct then EWR Inc. processes it. The warehouse is made the Holder, replacing the sheller.

Shipping instructions are sent by the sheller to the warehouse. This can be done outside the electronic receipt system (e.g., fax).

After the physical commodity (peanuts) have left storage, the warehouse must cancel the receipt it issued. The warehouse creates on its own computer a data file to be sent to EWR, Inc. This file contains all of the data required to cancel a legal receipt. The file layout has been specified in advance by EWR, Inc. The file must be in the format required in order to be processed. The warehouse can only cancel a receipt which it has issued. Once created, the file is transmitted to EWR Inc.'s FTP site on the Internet via computer communications. After receiving the file, EWR Inc. performs edit and security checks. If the file has a problem of any kind then EWR send an acknowledgment error message to the sender and does not process the file. If the file is correct then EWR Inc. processes it. The receipt is cancelled. An acknowledgment of the

## Electronic Peanut Warehouse Receipts (Continued)

cancellation is sent to the warehouse via computer communications.

### Adding Complexities

In the preceding example simplifying assumptions have been made. In practical application some of the realities will differ from the example.

In many cases the warehouse and the sheller will be the same entity. This poses no particular problem. In the example, this would eliminate the need for the sheller to transfer *holdership* to the warehouse for receipt cancellation.

Also, the electronic receipt system will allow, in certain cases, several tasks to be handled by a single instruction or transaction. For example, a single instruction file can be sent to EWR Inc. which tells the Provider to issue a receipt and to make USDA/CCC the Holder so that the receipt can be placed in the government loan. In the simple example used earlier, two instruction files had to be sent to EWR to accomplish these two tasks.

One other special feature of the EWR system regarding loans is the "loanable" indicator. When a warehouse issues a receipt the receipt can be marked by the warehouse as "loanable." In this case the warehouse remains the Holder. However, if CCC requests the receipt (after the grower comes into a county office seeking a loan) then the holdership is transferred so that CCC becomes the Holder. Rarely (if ever) will the grower want to transfer holdership directly to CCC. Instead, the grower will almost always want to have his receipts marked as "loanable." This is the easiest procedure since it always the grower to place the receipts in the peanut loan if he wants to do so but does not change holdership to CCC until the grower specifically requests a loan.

Information regarding the loan will be sent to the warehouse which they should find helpful. When the grower requests a loan, USDA will notify EWR of this request and EWR will send notification to the warehouse (so it will know when the grower has made the request). Also, when the loan is approved and a loan number is assigned, CCC will pass that information to EWR and EWR will forward it to the warehouse (so that it will know what receipts are associated with what loan number).

Finally, in addition to high-speed FTP communications, the peanut industry has access to the [www.ewrpeanut.com](http://www.ewrpeanut.com) web site. From this site a Holder can transact any transfer or cancellation of a receipt that the Holder could do via FTP. The site also offers a variety of reports and other information to the Holder.

### Basic Functionality

The basic functions of the electronic peanut warehouse receipt system will include: issue receipts; maintain (edit) receipts (warehouse only); transfer holdership; transfer to CCC for the loan; and cancel receipt.

## Electronic Peanut Warehouse Receipts (Continued)

### Advantages of Electronic Receipts

The advantages of electronic receipts over their paper counterparts include: reduction in manual paper handling; transporting paper documents is eliminated; information is moved faster; multiple keypunching of data is reduced; an audit trail of receipt activity is kept; and the electronic receipt system serves to back-up receipt data for the warehouse.

### System Security

The electronic receipt system uses identification codes and passwords to ensure that unauthorized access does not occur. A back-up computer site is maintained in the event that the main computer fails. Back-up tapes containing all critical data are made daily and stored off-site. EWR, Inc. utilizes fault-tolerant computers to minimize the chance of hardware failure. An audit log of all receipt activity is maintained.

### Internet

The electronic peanut receipt system will utilize communications via the Internet. Files will be sent from users to EWR Inc.'s FTP site in a specified format. Acknowledgments will be sent to users either through the FTP site or by email, depending upon the user's individual preference.

### Questions

*What kind of acknowledgment messages will be sent to users?*

The user will receive either a file via ftp or can receive a regular internet email message. The default method will be the ftp file. The user will tell EWR which type message it prefers and EWR will send the message in that manner.

*When will USDA get the loan data?*

USDA will send a request for the ewr data to EWR. The file will be created and placed in EWR's ftp site for USDA to retrieve. This request from CCC will not occur until the grower goes to the county office to request a loan.

*What type of acknowledgment will EWR receive from USDA and when?*

This has been established and works well. It does not directly impact other users in any way. The communication of data between USDA and EWR Inc. occurs very swiftly.

*When will EWR receive information about loan # from USDA?*

Each night USDA will send a file to EWR that contains the loan number and associated receipt(s). The loan number will be saved in the receipt record. The loan number can be sent to the subholder (normally the warehouse) of the loan *if desired*.

- end -

SC-95, Federal-State Inspection Service Peanut Inspection Notesheet

Following is an example of SC-95.

UNITED STATES DEPARTMENT OF AGRICULTURE AGRICULTURAL MARKETING SERVICE		
SC-95-CG	Federal-State Inspection Service Peanut Inspection Notesheet	X000011
Applicant States		
<b>Farm Producer:</b> 13-201-0002909 Test Producer GA	<b>Buying Point: 99999</b> BETA TEST SITE ALBANY, GA  <b>Applicant:</b> Not Given	Type of Peanut: Runner Crop Year: 2017 Weight Ticket: TEST 1 Wgt Inc. Conveyance 29,090
Bulk		

Completed: 1:55 PM      P.P.No: 1      Conveyance ID: TPC 3

**A.FLAVUS NOT FOUND    Segregation: 1**

1850.0 gr	Foreign Material	Sample	
85.0 gr	5 %	Foreign Material	
65.0 gr	4 %	LSK	
	7 %	Moisture (7.2)	
535.0 gr		Cleaned Sample	
389.2 gr		Total KRS	
3.1 gr		Damage KRS	
386.1 gr	72 %	SMKRS	
10.2 gr	2 %	Sound Splits	
	74 %	Total SMK	
16.6 gr	3 %	Other Kernels	
1.8 gr		Damage Splits	
4.9 gr	1 %	Total Damage	
	78 %	Total Kernels	
118.0 gr	22 %	Hulls	
	100 %	Total Kernels & Hulls	
0.0 gr	0 %	Freeze Damage	
0.0 gr	0 %	Concealed RMD	

Remarks:

Very G. Inspector

*Very G. Inspection*

SIGNATURE OF INSPECTOR: \_\_\_\_\_ DATE: 08/10/2017

I, the above, a duly authorized inspector of the United States Department of Agriculture, do hereby certify that at the request of the applicant and on the date indicated, samples of the above described products were inspected and the quality and/or conditions as shown by said samples were as herein stated. WARNING: Any person who knowingly shall make, issue, alter, forge or counterfeit this report, or participate in any such actions, is subject to a fine of not more than \$1,000 or imprisonment for not more than one year, or both.

SC-95-CG (07-17) (1 Originals)



# FSA-1007, Inspection Certification and Calculation Worksheet

The following is an example of FSA-1007.

FSA-1007 - 6/1/05 INSPECTION CERTIFICATE AND CALCULATION WORKSHEET										USDA/FSA/AMS	
Farm Producer Name/Seller's Name, St. & CO. Code & Farm No.						Buying Point No. & Location				Serial No.	
						Share %		Applicant /Buyer's Name and No.			
<b>SECTION I - INSPECTION CERTIFICATE - FARMERS STOCK PEANUTS</b> <small>This certificate is issued pursuant to the Agricultural Marketing Act of 1946 as amended (7 U.S.C. 1621 et. seq.) and is admissible as prima-facie evidence in all courts in the United States. Any person who knowingly shall: (1) falsify, make, alter, forge, or counterfeits this certificate, electronic image, or participate in any such action is subject to a fine not more than \$1000.00, imprisonment for not less than 1 year, or both.</small>						Whse. Description and Bin No.		Delivery Point, if not the same as Whse.			
Vehicle No.						Type Storage		Weight Ticket No.		In	Out
Inspection Memo No. (SC-95)		Type of Inspection		Date Inspected		<b>SECTION II - CALCULATION WORKSHEET</b>					
No. Bags	Bulk	Type	Seg.	Crop Year	Time	Seg	A. Weight including Vehicle		lbs.		
						HMC	%	B. Weight of Vehicle			lbs.
FOREIGN MATERIAL			%	VALENCIA TYPE ONLY			FM	C. Gross Weight (A minus B)		lbs.	
LSK			%	CRACKED/BROKEN SHELLS			LSK	D. Foreign Material (% of FM x C)		lbs.	
MOISTURE			%	DISCOLORED SHELLS			MST	E. Weight Less FM (C minus D)		lbs.	
FREEZE DAMAGE			%	VIRGINIA TYPE ONLY			SMK	F. Excess Moisture (% of EM x E)		lbs.	
CONCEALED RMD			%	FANCY			SS	G. NET WEIGHT (E minus F)		lbs.	
			%	ELK			SMKRS	H. LSK (% of LSK x C)		lbs.	
SMK			% + SOUND SPLITS	%	FRZ			I. Net Weight excluding LSK (G minus H)		lbs.	
			%	C RMD			J. Kernel Value Per Ton/Lb. (Exc. LSK)		\$/¢		
REMARKS			OTHER KERNELS			%	K. ELK Premium		\$/¢		
			DAMAGE			%	L. Total (J + K)		\$/¢		
			TOTAL KERNELS			%	Total	M. Damage	Excess FM	Excess Splits	TOTAL
			HULLS			%	Kernels				\$/¢
			TOTAL KERNELS & HULLS (Exc. LSK)			%	Hulls	N. Net Value Per Ton Exc. LSK (L minus M)		\$	
						%	ELK	O. Value Per Lb. Exc. LSK (N divided by 2000)		¢	
						%	FANCY	P. Value Per Pound including LSK			
						%	Tot Kmis % Huls (Exc. LSK)	N or O x I = \$			
						%		H x \$.07 = \$			
						%		TOTAL = \$		+ G =	¢
I, the undersigned, a duly authorized inspector of the United States Department of Agriculture, do hereby certify that, at the request of the applicant and on the date inspected indicated above, samples of the above described products were inspected and the quality and/or condition as shown by said samples were as herein stated.						Applicant No.	R. Unreceipted/Stored	Applicant No. 1	S. Receipted	Applicant No.	T. Commercial
						LBS. (Line G)		LBS. (Line G)		LBS. (Line G)	
						x Line P = \$		x Line P = \$		x Line P = \$	
						x	%	x	%	x	%
Signature of Inspector			Date Signed			Value of Segment = \$		Value of Segment = \$		Value of Segment = \$	
I, the undersigned, a duly licensed weigher, do hereby certify that this certificate is issued under the United States Warehouse Act and in accordance with the regulations thereunder.						Deductions					
						1. Peanut Promotion				\$	
Signature of Licensed Weigher			2. Tax/Ser. Fee			\$	\$	\$	\$	\$	\$
			3. BP Deduction			\$	\$	\$	\$	\$	\$
Date Signed			4. Premiums			\$	\$	\$	\$	\$	\$
			5.			\$	\$	\$	\$	\$	\$
			6.			\$	\$	\$	\$	\$	\$
Q. REMARKS			7. Net Amount			\$	\$	\$	\$	\$	\$
National Peanut Promotion Board assessment calculated at 1% of USDA Repayment Rate in effect on the date of this 1007.			Date Delivered for Immediate Sale:								
Contract Lbs	Percent Prom	Split #1	Split #2	Buying Point Charges		Itemized Deductions					
				Payment	Balance						
				Cln/Dry							
				Seed							
				Other							
				Digging							
United States Warehouse Act, Nut Weight Certificate											
Note: THIS IS NOT A WAREHOUSE RECEIPT - NOT NEGOTIABLE											
										AMS Original	



CCC-1047, Peanut Handlers

The following is an example of CCC-1047.

This form is available electronically. <b>CCC-1047</b> (07-08-19)		U.S. DEPARTMENT OF AGRICULTURE Commodity Credit Corporation		1. DATE PREPARED (MM-DD-YYYY)
<b>PEANUT HANDLER'S INFORMATION</b>				2. HANDLER'S (SHELLER) NAME
				3. HANDLER'S REGISTRATION NO.
				4. CROP YEAR
				<b>PART A – HANDLER INFORMATION</b>
5A. HANDLER'S CONTACT PERSON		5B. HANDLER'S ADDRESS (Include City, State, ZIP Code)		
5C. TELEPHONE NO. (Include area code)		5D. ALTERNATE PHONE NO. (Include area code)		
5E. FAX NO. (Include area code)		5F. eMAIL ADDRESS		
6. PURPOSE (Check one). <input type="checkbox"/> SHELL <input type="checkbox"/> SEED <input type="checkbox"/> OTHER:				
7. AFFILIATED BUYING POINT NUMBER AND NAME (NUMBER ASSIGNED BY FSIS)				
8. SOFTWARE PROVIDER		9. eAUTHENTICATION ID (if available) IF YOU HAVE NOT REQUESTED PLEASE DO SO. THIS IS NEEDED IN ORDER TO TRANSMIT FSA-1007 INFORMATION		
10. ADDITIONAL REMARKS				
<b>PART B – HANDLER'S SIGNATURE</b>				
11A. AUTHORIZED HANDLER'S (SHELLER) SIGNATURE		11B. AUTHORIZED HANDLER'S (SHELLER) TITLE		11C. DATE SIGNED (MM-DD-YYYY)
12A. AUTHORIZED HANDLER'S SIGNATURE		12B. AUTHORIZED HANDLER'S TITLE		12C. DATE SIGNED (MM-DD-YYYY)
<b>Email completed form to: <a href="mailto:George.Pryor@usda.gov">George.Pryor@usda.gov</a></b>				
<b>NOTE:</b> The authority for requesting the following information is The Federal Agriculture Improvement and Reform Act of 1996 and the Peanut Program Regulations at 7 CFR Part 729.316(c)(1) of the regulations which require peanut handlers to remit peanut marketing assessments to CCC in a manner specified by the Secretary. The information will be used to enroll peanut handlers in a peanut marketing assessment payment alternative, NationsBank DirectPay debit authorization service. The information collected on this form may be disclosed to other Federal, State, Local government agencies, tribal agencies, and nongovernment entities that have been authorized access to the information by statute or regulation and/or as described in applicable Routine Uses identified in the System of Records Notice for USDA/FSA-2, Farm Records File (Automated). Furnishing the requested information is voluntary, however, the requested information is mandatory if the peanut handler pays marketing assessments using NationsBank DirectPay debit authorization service. Failure to furnish the requested information will result in the handler paying marketing assessments by writing a check and mailing the check to the applicable lockbox.				
<b>Paperwork Reduction Act (PRA) Statement:</b> The information collection is exempted from PRA as specified in 7 U.S.C. 9091(c)(2)(B).				
In accordance with Federal civil rights law and U.S. Department of Agriculture (USDA) civil rights regulations and policies, the USDA, its Agencies, offices, and employees, and institutions participating in or administering USDA programs are prohibited from discriminating based on race, color, national origin, religion, sex, gender identity (including gender expression), sexual orientation, disability, age, marital status, family/parental status, income derived from a public assistance program, political beliefs, or reprisal or retaliation for prior civil rights activity, in any program or activity conducted or funded by USDA (not all bases apply to all programs). Remedies and complaint filing deadlines vary by program or incident.				
Persons with disabilities who require alternative means of communication for program information (e.g., Braille, large print, audiotape, American Sign Language, etc.) should contact the responsible Agency or USDA's TARGET Center at (202) 720-2600 (voice and TTY) or contact USDA through the Federal Relay Service at (800) 877-8339. Additionally, program information may be made available in languages other than English.				
To file a program discrimination complaint, complete the USDA Program Discrimination Complaint Form, AD-3027, found online at <a href="http://www.ascr.usda.gov/complaint_filing_cust.html">http://www.ascr.usda.gov/complaint_filing_cust.html</a> and at any USDA office or write a letter addressed to USDA and provide in the letter all of the information requested in the form. To request a copy of the complaint form, call (866) 632-9992. Submit your completed form or letter to USDA by: (1) mail: U.S. Department of Agriculture Office of the Assistant Secretary for Civil Rights 1400 Independence Avenue, SW Washington, D.C. 20250-9410; (2) fax: (202) 690-7442; or (3) email: <a href="mailto:program.intake@usda.gov">program.intake@usda.gov</a> . USDA is an equal opportunity provider, employer, and lender.				



**Example of Loan Calculations**

The following are examples of loan calculations for Runner peanuts using 2019 crop year loan rates.

**Example 1:** Warehouse Stored Seg. 1 peanuts.

\*--

<b>Warehouse-Stored Seg. 1 Peanuts</b>		
<b>Line</b>	<b>Description</b>	<b>Amount</b>
1	Loan Rate – Runner Peanuts	\$354.13
2	Value Per % Total SMK	\$4.808
<b>Loan Quantity (from Receipt)</b>		
3	Net Tons (Excluding LSK)	10.00
4	LSK Tons	0.50
5	Loan Quantity – Total Tons (Line 3 + Line 4)	<b>10.50</b>
<b>Grade Factors (from Receipt)</b>		
6	Seg.	1
7	Moisture	5.21%
8	Foreign Materials	4.75%
9	Sound Splits	4.60%
10	Total Sound Mature Kernels	75.40%
11	Other Kernels	4.75%
12	Damaged Kernels	.06%
13	Hulls	19.92%
14	Total Kernels + Hulls (Total Kernels + Hulls)	100.13%
<b>Calculations</b>		
16	Total SMK (Line 10 x Line 2)	\$362.52
17	Other Kernel (Line 11 x \$1.40)	\$6.65
18	ELK – Virginia peanuts only	\$0.00
19	Total Kernel Value (Line 16+Line 17+Line 18)	<b>\$369.17</b>
<b>Discounts</b>		
20	Damaged Kernels (% DK = Rate from Discounts Table)	\$0.00
21	Excess FM (% FM x Rate from Discounts Table)	\$1.00
22	Excess Splits (% SS x Rate from Discounts Table)	\$0.80
23	Total Discounts	<b>\$1.80</b>
<b>Net Loan Rate Excluding LSK</b>		
24	Net Loan Rate Excl. LSK (Line 19-Line23)	<b>\$367.37</b>
<b>Value Per Pound Including LSK</b>		
25	Value Excl. LSK (Line 3 x Line 24)	\$3,673.70
26	Value of LSK (Line 4 x \$140)	\$70.00
27	Loan Amount/Receipt Loan Value (Line 25+Line 26)	<b>\$3,743.70</b>

--\*

**Example of Loan Calculations (Continued)**

**Example 2:** Farm Stored Seg. 1 peanuts.

\*--

<b>Farm Stored Seg. 1 Peanuts</b>		
<b>Line</b>	<b>Description</b>	<b>Amount</b>
1	Loan Quantity – Total Tons	10.50
2	Loan Rate – Seg. 1 Runner Peanuts	\$354.13
3	Loan Amount (Line 1 x Line 2)	<b>\$3,718.37</b>

--\*

**Example 3:** Warehouse/Farm Stored Seg. 2 and 3 peanuts.

\*--

<b>Warehouse/Farm Stored Seg. 2 &amp; 3 Peanuts</b>		
<b>Line</b>	<b>Description</b>	<b>Amount</b>
1	Loan Quantity – Total Tons	10.50
2	Loan Rate – Seg. 2 Runner Peanuts	\$123.95
3	Loan Amount (Line 1 x Line 2)	<b>\$1,301.48</b>

--\*

**Peanut Discount Table**

The following provides discounts for peanuts.

<b>Damage</b>	
<b>Percent</b>	<b>Deduction</b>
1	None
2	\$3.40
3	\$7.00

<b>Foreign Material</b>	
<b>Percent</b>	<b>Deduction</b>
1	None
2	None
3	None
4	None
5	\$1.00
6	\$2.00
7	\$3.00
8	\$4.00
9	\$5.00
10	\$6.00
11	\$7.00
12	\$8.50
13	\$10.00
14	\$11.50
15	\$13.00
Above 15 percent up to 99 percent	\$13.00 + \$2.00 for each percent over 15 percent

**Peanut Discount Table (Continued)**

<b>Sound Splits</b>	
<b>Percent</b>	<b>Deduction</b>
1	None
2	None
3	None
4	None
5	\$0.80
6	\$1.60
7	\$2.40
8	\$3.20
9	\$4.00
10	\$4.80
11	\$5.60
12	\$6.40
13	\$7.20
14	\$8.00
15	\$8.80
Above 15 percent up to 99 percent	\$8.80 + \$0.80 for each percent over 15 percent

**Peanut MAL Premiums and Discounts**

The following price table file provides the loan rates, premiums, and discounts.

\*--

HANDLER ID's: <b>13400, 48400 &amp; 51400</b>					
PEANUT TYPE (VA,RU,SP,VL)		VA		CROP YEAR 2019	
SUPPORT PRICE	<b>360.94</b>			SMK+SS PRICE %	<b>4.904</b>
OK PRICE/%	1.400			ELK PRICE/%	0.350
LSK PRICE/#	.070			MAX MOISTURE	07.00
DAMAGE RATES	000.00	003.40	007.00	011.00	025.00
	040.00	060.00	080.00	080.00	100.00
OVER 10%	000.00 /%				
FM RATES	000.00	000.00	000.00	000.00	001.00
	002.00	003.00	004.00	005.00	006.00
	007.00	008.50	010.00	011.50	013.00
OVER 15%	02.00 /%				
SS RATES	000.00	000.00	000.00	000.00	000.80
	001.60	002.40	003.20	004.00	004.80
OVER 10%	000.80 /%				
CARRYING CHARGE	00.000				
LOAN ADDTL. %	000.00	BUDGET RECON. DEDUCTION 00.00			
MA QC&QL (lbs)	.00000000	LA&CA (lbs) .00000000			

PRICE TABLE FILE HANDLER ID's: <b>13400, 48400 &amp; 51400</b>					
PEANUT TYPE (VA,RU,SP,VL)		RU		CROP YEAR 2019	
SUPPORT PRICE	<b>354.13</b>			SMK+SS PRICE %	<b>4.808</b>
OK PRICE/%	1.400			ELK PRICE/%	0.000
LSK PRICE/#	.070			MAX MOISTURE	07.00
DAMAGE RATES	000.00	003.40	007.00	011.00	025.00
	040.00	060.00	080.00	080.00	100.00
OVER 10%	000.00 /%				
FM RATES	000.00	000.00	000.00	000.00	001.00
	002.00	003.00	004.00	005.00	006.00
	007.00	008.50	010.00	011.50	013.00
OVER 15%	02.00 /%				
SS RATES	000.00	000.00	000.00	000.00	000.80
	001.60	002.40	003.20	004.00	004.80
OVER 10%	000.80 /%				
CARRYING CHARGE	00.000				
LOAN ADDTL. %	000.00	BUDGET RECON. DEDUCTION 00.00			
MA QC&QL (lbs)	.00000000	LA&CA (lbs) .00000000			

--\*

Peanut MAL Premiums and Discounts (Continued)

\*--

HANDLER ID's: 13400, 48400 & 51400					
PEANUT TYPE (VA,RU,SP,VL)	SP		CROP YEAR 2019		
SUPPORT PRICE	346.70		SMK+SS PRICE %	4.784	
OK PRICE/%	1.400		ELK PRICE/%	0.000	
LSK PRICE/#	.070		MAX MOISTURE	07.00	
DAMAGE RATES	000.00	003.40	007.00	011.00	025.00
	040.00	060.00	080.00	080.00	100.00
OVER 10%	000.00 /%				
FM RATES	000.00	000.00	000.00	000.00	001.00
	002.00	003.00	004.00	005.00	006.00
	007.00	008.50	010.00	011.50	013.00
OVER 15%	02.00 /%				
SS RATES	000.00	000.00	000.00	000.00	000.80
	001.60	002.40	003.20	004.00	004.80
OVER 10%	000.80 /%				
CARRYING CHARGE	00.000				
LOAN ADDTL %	000.00		BUDGET RECON. DEDUCTION	00.00	
MA QC&QL (lbs)	.00000000		LA&CA (lbs)	.00000000	

HANDLER ID's: 13400, 48400 & 51400					
PEANUT TYPE (VA,RU,SP,VL)	VL		CROP YEAR 2019		
SUPPORT PRICE	360.94		SMK+SS PRICE %	5.399	
OK PRICE/%	1.400		ELK PRICE/%	0.000	
LSK PRICE/#	.070		MAX MOISTURE	07.00	
DAMAGE RATES	000.00	003.40	007.00	011.00	025.00
	040.00	060.00	080.00	080.00	100.00
OVER 10%	000.00 /%				
FM RATES	000.00	000.00	000.00	000.00	001.00
	002.00	003.00	004.00	005.00	006.00
	007.00	008.50	010.00	011.50	013.00
OVER 15%	02.00 /%				
SS RATES	000.00	000.00	000.00	000.00	000.80
	001.60	002.40	003.20	004.00	004.80
OVER 10%	000.80 /%				
CARRYING CHARGE	00.000				
LOAN ADDTL %	000.00		BUDGET RECON. DEDUCTION	00.00	
MA QC&QL (lbs)	.00000000		LA&CA (lbs)	.00000000	

--\*

## **Instructions to First handlers for 2019 Crop Collections for the National Peanut Board Research and Promotion Assessment**

### **Calculating, Collecting& Remitting National Peanut Board Assessment Promotion Fee**

In conformity with the reporting requirements of the Peanut Promotion, Research, and Information Order, an assessment must be collected on all peanut purchases and remitted to the National Peanut Board.

Beginning with the 2005 crop the USDA/ FSA began collecting and remitting to the NPB the assessment from the producer's loan proceeds for all those peanuts placed in the MAL program. If the peanuts are placed in the MAL program, the assessment is deducted at the time that the loan is calculated.

Beginning with Crop Year 2019, the Peanut Promotion assessment rate will be as follows.

<b>Segregation</b>	<b>Rate Per Net Ton</b>	<b>Rate Per Net Pound</b>
1	\$3.55	\$0.001775
2	\$1.25	\$0.000625
3	\$1.25	\$0.000625

Whether the peanuts are purchased directly by a handler or processor, or placed under the MAL program, the calculation is performed the same. Following are examples of Seg. 1, Seg. 2, and Seg. 3 purchase calculations.

**Note:** Number of pounds purchased equals net weight (Line G on FSA-1007).

\* \* \*

\*--The following table provides examples of Seg. 1, Seg. 2, and Seg. 3 purchase calculations.

<b>Segregation</b>	<b>Number of Pounds Purchased</b>	<b>NPB Assessment Rate Per Pound</b>	<b>Remittance Rate to NPB</b>
1	10,000	\$0.001775	\$17.75
2	10,000	\$0.000625	\$6.25
3	10,000	\$0.000625	\$6.25

--\*

**Instructions to First handlers for 2019 Crop Collections for the National Peanut Board Research and Promotion Assessment (Continued)**

To meet compliance obligations of the Peanut Promotion, Research, and Information Order. All handlers, CMA's, and DMA's are obligated to send the following information with all assessments collected.

**Handlers Reports and Transaction Detail.**

Whether information is reported electronically or by printed copy, all handlers are required to submit the following information.

Required Documentation and Detail for peanuts marketed under MAL program.

All transaction detail should be sorted and totaled by State (not by region) displaying:

- crop year
- producer name
- producer address
- FSA assigned State code
- FSA assigned county code
- FSA assigned farm ID number
- farm name
- identifying loan number
- amount of loan
- tons purchased
- price per ton paid
- disbursement date
- Segregation (1, 2, or 3)
- amount of assessment.

This information is required under the Peanut Promotion, Research, and Information Order and is used for compliance verification purposes. Failure to comply could result in an audit of your records.

**Instructions to First handlers for 2019 Crop Collections for the National Peanut Board Research and Promotion Assessment (Continued)**

**Payments and Reports**

All payments and reports should be sent to the Pauline Roberts, National Peanut Board Collection Agents by either the following:

- Mail to:

National Peanut Board Collection Agents  
ATTN: Pauline Reynolds  
C/O HLB Gross Collins, P.C.  
3330 Cumberland Boulevard, Suite 1000  
Atlanta, GA 30339

- E-mail at **preynolds@grosscollins.com**.

**Instructions to First handlers for 2019 Crop Collections for the National Peanut Board Research and Promotion Assessment (Continued)**

**Provisions and invoice procedures for late penalty fees**

USDA mandates that the interest calculation begin with the first month the assessment was late regardless of when the assessment is received. For example, if peanuts were purchased on the first of the month, the purchaser has 60 days from the first day of the next month to forward any assessments. Similarly, if peanuts were purchased on the 20th of that month, the first handler would still have 60 days from the first day of the next month to forward assessments.

Section 1216.51 (g) of the Peanut Promotion, Research, and Information Order authorizes the NPB to impose a late payment fee in the form of interest on anyone who fails to remit the assessment in a timely manner. Specifically, a late fee will be charged against any assessments received by NPB more than 60 days after the last day of the month in which they were marketed, a 15-percent annual interest fee (1.25 percent per month) accrues on all late payments. By the direction of the peanut promotion order, NPB must forward an invoice for the penalty to the first handler upon receipt of a late assessment.

Following is an example of a late payment calculation fee for peanuts marketed in October 2019.

<b>Description</b>	<b>Fee</b>
Assessment due on or before December 31, 2019	\$1,000.00
Late payment fee if not paid by December 31, 2019	\$12.50
Late payment fee if not paid by January 31, 2020	\$12.50
Total due if paid by January 31, 2020 (one month late)	\$1,012.50
Total due if paid by February 28, 2020 (two months late)	\$1,025.00

# Instructions to First handlers for 2019 Crop Collections for the National Peanut Board Research and Promotion Assessment (Continued)

## Example of First Handler Report

<b>NATIONAL PEANUT BOARD</b> <b>First Handler Report</b> <b>Peanut Promotion, Research, and Information Order - Fee Collection</b>										OMB No. 0581-0093	
This form may be completed as below, or serve as a cover sheet with just totals, with all details attached. Please submit hard copy or in electronic format.											
(Name)						(Business Telephone No., Include Area Code)					
(Name of Business/Company)						(Tax ID No. or Employer ID No.)					
(Business Address)		(City)		(County)		(State)		(Zip)			
Report of Peanuts Handled During		_____		20XX							
		(Month)									

List Below the Producers for Whom you Handled Peanuts -- REMEMBER TO SORT BY STATE

Crop Year	Producer name	Address	City	St	Zip	FSA State ID	FSA County ID	FSA Farm #	Farm Name	Purchase Price	Purchase Date	# Tons Purchased	Price Per ton	Segregation (1, 2 or 3)	Assessment*

\*Assessment = (Seg.1 Tons purchased x 3.55) or (Seg.2 Tons purchased x 1.25) or (Seg.3 Tons purchased x 1.25)

I certify under the penalties provided by law, that this report is true, correct, and complete report. I also certify that I am authorized to sign this report.<sup>1</sup>

Name of Individual - Print	Title
Signature of Individual	Date

PEA-FHR (06/2018)



## CCC-605P, Designation of Agent – Peanut, CCC-605P-1 (Continuation Sheet to Form CCC-605P)

The following is an example of CCC-605P.

This form is available electronically. <b>CCC-605P</b> U.S. DEPARTMENT OF AGRICULTURE (05-23-13) Commodity Credit Corporation		1. COUNTY OFFICE NAME AND ADDRESS (Include Zip Code)  TELEPHONE NUMBER (Include Area Code):	
<b>DESIGNATION OF AGENT – PEANUT</b>			
INSTRUCTIONS: ITEMS 2 - 10 MUST BE COMPLETED BY THE PRODUCER			
<b>PART A – LOAN AND AGENT DATA</b>			
2. PRODUCER'S NAME AND ADDRESS (Include Zip Code)		3. AGENT'S NAME AND ADDRESS (Include Zip Code)	
		4. COUNTY OFFICE HOLDING WAREHOUSE RECEIPTS	
5. MATURITY DATE (MM-DD-YYYY)		6. LOAN NUMBER	
		7. CROP YEAR	
<b>PART B - DESIGNATION OF AGENT FOR LOAN REDEMPTION</b>			
THE UNDERSIGNED PRODUCER(S) ("PRODUCER") hereby authorizes the agent identified in Item 3 or, if applicable, the subsequent agent identified by endorsement on Page 2 of this form or the execution of a Form CCC-605P-2, to redeem all or a portion of the peanuts pledged as collateral for the loan identified in Part A. The Producer agrees that no other Form CCC-605P has been or will be executed with respect to such peanuts. If this form covers all the warehouse receipts pledged as security for the loan as described in Part A, mark "all" in Item 8. If this form is for only some of the warehouse receipts pledged as security for the loan, mark "see attached Form CCC-605P-1, or other list" and enter the receipt number(s) in numerical order on Form CCC-605P-1 or other list properly dated and signed by the producer. Attach CCC-605P-1 or other list to this form.			
8. LOAN QUANTITY APPLICABLE TO THIS AGREEMENT:		9. NUMBER OF TONS/POUNDS	
ALL <input type="checkbox"/> See attached Form CCC-605P-1 or other list <input type="checkbox"/>			
Title to the peanuts shall, without a sale thereof, immediately vest in CCC upon maturity of the loan. CCC shall have no obligation to pay for any market value which the peanuts may have in excess of the amount of the loan. CCC may sell, transfer and deliver the peanuts or documents evidencing title thereto at such time, in such manner, and upon such terms and conditions as CCC may determine, without demand, advertisement, or notice of the time and place of sale. CCC does not guarantee that the peanuts subject to this agreement will be permitted to be redeemed at a level lower than the original loan level if the producer has exceeded statutory Adjusted Gross Income amounts. In addition, CCC does not guarantee that the peanuts subject to this agreement will not be redeemed by anyone other than the designated agent or that the warehouse receipts representing the peanuts will not be released to anyone other than the designated agent.			
10A. SIGNATURE OF PRODUCER (BY)		10B. TITLE/RELATIONSHIP OF THE INDIVIDUAL SIGNING IN THE REPRESENTATIVE CAPACITY	
11A. SIGNATURE OF PRODUCER (BY)		11B. TITLE/RELATIONSHIP OF THE INDIVIDUAL SIGNING IN THE REPRESENTATIVE CAPACITY	
12A. SIGNATURE OF PRODUCER (BY)		12B. TITLE/RELATIONSHIP OF THE INDIVIDUAL SIGNING IN THE REPRESENTATIVE CAPACITY	
13A. SIGNATURE OF PRODUCER (BY)		13B. TITLE/RELATIONSHIP OF THE INDIVIDUAL SIGNING IN THE REPRESENTATIVE CAPACITY	
14. REMARKS			
<b>NOTE:</b> The following statement is made in accordance with the Privacy Act of 1974 (5 USC 552a - as amended). The authority for requesting the information identified on this form is the Commodity Credit Corporation Charter Act (15 U.S.C. 714 et seq.) and the Food, Conservation, and Energy Act of 2008 (Pub. L. 110-246). The information will be used by the peanut producer to designate an agent to redeem all or a portion of peanut production pledged as collateral for a specified loan. The information collected on this form may be disclosed to other Federal, State, Local government agencies, Tribal agencies, and nongovernmental entities that have been authorized access to the information by statute or regulation and/or as described in applicable Routine Uses identified in the System of Records Notice for USDA/FSA-14, Applicant/Borrower. Providing the requested information is voluntary. However, failure to furnish the requested information will result in a determination of ineligibility for the peanut producer to designate an agent to redeem all or a portion of peanut production pledged as collateral for a specified loan.  This information collection is exempted from the Paperwork Reduction Act, as it is required for administration of the Food, Conservation, and Energy Act of 2008 (see Pub. L. 110-246, Title I, Subtitle F - Administration).  The provisions of appropriate criminal and civil fraud, privacy, and other statutes may be applicable to the information provided. <b>RETURN THIS COMPLETED FORM TO YOUR COUNTY FSA OFFICE.</b>  The U.S. Department of Agriculture (USDA) prohibits discrimination against its customers, employees, and applicants for employment on the bases of race, color, national origin, age, disability, sex, gender identity, religion, reprisal, and where applicable, political beliefs, marital status, familial or parental status, sexual orientation, or all or part of an individual's income is derived from any public assistance program, or protected genetic information in employment or in any program or activity conducted or funded by the Department. (Not all prohibited bases will apply to all programs and/or employment activities.) Persons with disabilities, who wish to file a program complaint, write to the address below or if you require alternative means of communication for program information (e.g., Braille, large print, audiotape, etc.) please contact USDA's TARGET Center at (202) 720-2600 (voice and TDD). Individuals who are deaf, hard of hearing, or have speech disabilities and wish to file either an EEO or program complaint, please contact USDA through the Federal Relay Service at (800) 877-8339 or (800) 845-6136 (in Spanish).  If you wish to file a Civil Rights program complaint of discrimination, complete the USDA Program Discrimination Complaint Form, found online at <a href="http://www.ascr.usda.gov/complaint_filing_cust.html">http://www.ascr.usda.gov/complaint_filing_cust.html</a> , or at any USDA office, or call (866) 632-9992 to request the form. You may also write a letter containing all of the information requested in the form. Send your completed complaint form or letter by mail to U.S. Department of Agriculture, Director, Office of Adjudication, 1400 Independence Avenue, S.W., Washington, D.C. 20250-9410, by fax (202) 690-7442 or email at <a href="mailto:program.intake@usda.gov">program.intake@usda.gov</a> . USDA is an equal opportunity provider and employer.			

**CCC-605P, Designation of Agent – Peanut, CCC-605P-1 (Continuation Sheet to Form CCC-605P)**  
**(Continued)**

CCC-605P (05-23-13)

Page 2

**ENDORSEMENTS**

**THE TRANSFEROR/ENDORSER MUST COMPLETE THE RELEVANT INFORMATION FOR EACH TRANSFER. FAILURE TO COMPLETE THE INFORMATION RENDERS THIS CCC-605P VOID.**

Endorsement transfers both functions specified in Part B, if applicable, and the transferor agent's authority is extinguished.

**15. BY ENDORSEMENT:**

A. \_\_\_\_\_  
 (Name of agent)  
 does hereby transfer the functions specified in Part B:  
 TO \_\_\_\_\_  
 (Name of subsequent agent)  
 BY \_\_\_\_\_  
 (Signature of agent)

D. \_\_\_\_\_  
 (Name of agent)  
 does hereby transfer the functions specified in Part B:  
 TO \_\_\_\_\_  
 (Name of subsequent agent)  
 BY \_\_\_\_\_  
 (Signature of agent)

B. \_\_\_\_\_  
 (Name of agent)  
 does hereby transfer the functions specified in Part B:  
 TO \_\_\_\_\_  
 (Name of subsequent agent)  
 BY \_\_\_\_\_  
 (Signature of agent)

E. \_\_\_\_\_  
 (Name of agent)  
 does hereby transfer the functions specified in Part B:  
 TO \_\_\_\_\_  
 (Name of subsequent agent)  
 BY \_\_\_\_\_  
 (Signature of agent)

C. \_\_\_\_\_  
 (Name of agent)  
 does hereby transfer the functions specified in Part B:  
 TO \_\_\_\_\_  
 (Name of subsequent agent)  
 BY \_\_\_\_\_  
 (Signature of agent)

F. \_\_\_\_\_  
 (Name of agent)  
 does hereby transfer the functions specified in Part B:  
 TO \_\_\_\_\_  
 (Name of subsequent agent)  
 BY \_\_\_\_\_  
 (Signature of agent)

**CCC-605P, Designation of Agent – Peanut, CCC-605P-1 (Continuation Sheet to Form CCC-605P)  
(Continued)**

<b>CCC-605P-1</b> (05-23-13)		<b>U.S. DEPARTMENT OF AGRICULTURE</b> Commodity Credit Corporation  <b>DESIGNATION OF AGENT - PEANUTS</b> <b>(CONTINUATION SHEET TO FORM CCC-605P)</b>	
<b>NOTE:</b> The following statement is made in accordance with the Privacy Act of 1974 (5 USC 552a - as amended). The authority for requesting the information identified on this form is the Commodity Credit Corporation Charter Act (15 U.S.C. 714 et seq.) and the Food, Conservation, and Energy Act of 2008 (Pub. L. 110-246). The information will be used by the peanut producer to designate an agent to redeem all or a portion of peanut production pledged as collateral for a specified loan. The information collected on this form may be disclosed to other Federal, State, Local government agencies, Tribal agencies, and nongovernmental entities that have been authorized access to the information by statute or regulation and/or as described in applicable Routine Uses identified in the System of Records Notice for USDA/FSA-14, Applicant/Borrower. Providing the requested information is voluntary. However, failure to furnish the requested information will result in a determination of ineligibility for the peanut producer to designate an agent to redeem all or a portion of peanut production pledged as collateral for a specified loan.  This information collection is exempted from the Paperwork Reduction Act, as it is required for administration of the Food, Conservation, and Energy Act of 2008 (see Pub. L. 110-246, Title I, Subtitle F - Administration).  The provisions of appropriate criminal and civil fraud, privacy, and other statutes may be applicable to the information provided. <b>RETURN THIS COMPLETED FORM TO YOUR COUNTY FSA OFFICE.</b>			
1. PRODUCER'S NAME AND ADDRESS		2. AGENT'S NAME AND ADDRESS	
4. MATURITY DATE (MM-DD-YYYY)		5. LOAN NUMBER	
3. COUNTY OFFICE HOLDING WAREHOUSE RECEIPTS		6. CROP YEAR	
7. List warehouse receipt numbers in numerical order.			
WHSE. RECEIPT NO.	WHSE. RECEIPT NO.	WHSE. RECEIPT NO.	WHSE. RECEIPT NO.
1.	21.	41.	61.
2.	22.	42.	62.
3.	23.	43.	63.
4.	24.	44.	64.
5.	25.	45.	65.
6.	26.	46.	66.
7.	27.	47.	67.
8.	28.	48.	68.
9.	29.	49.	69.
10.	30.	50.	70.
11.	31.	51.	71.
12.	32.	52.	72.
13.	33.	53.	73.
14.	34.	54.	74.
15.	35.	55.	75.
16.	36.	56.	76.
17.	37.	57.	77.
18.	38.	58.	78.
19.	39.	59.	79.
20.	40.	60.	80.
8A. SIGNATURE OF PRODUCER		8B. TITLE/RELATIONSHIP OF THE INDIVIDUAL SIGNING IN THE REPRESENTATIVE CAPACITY	
8C. DATE (MM-DD-YYYY)			

The U.S. Department of Agriculture (USDA) prohibits discrimination against its customers, employees, and applicants for employment on the bases of race, color, national origin, age, disability, sex, gender identity, religion, reprisal, and where applicable, political beliefs, marital status, familial or parental status, sexual orientation, or all or part of an individual's income is derived from any public assistance program, or protected genetic information in employment or in any program or activity conducted or funded by the Department. (Not all prohibited bases will apply to all programs and/or employment activities.) Persons with disabilities, who wish to file a program complaint, write to the address below or if you require alternative means of communication for program information (e.g., Braille, large print, audiotape, etc.) please contact USDA's TARGET Center at (202) 720-2600 (voice and TDD). Individuals who are deaf, hard of hearing, or have speech disabilities and wish to file either an EEO or program complaint, please contact USDA through the Federal Relay Service at (800) 877-8339 or (800) 845-6136 (in Spanish).

If you wish to file a Civil Rights program complaint of discrimination, complete the USDA Program Discrimination Complaint Form, found online at [http://www.ascr.usda.gov/complaint\\_filing\\_cust.html](http://www.ascr.usda.gov/complaint_filing_cust.html), or at any USDA office, or call (866) 632-9992 to request the form. You may also write a letter containing all of the information requested in the form. Send your completed complaint form or letter by mail to U.S. Department of Agriculture, Director, Office of Adjudication, 1400 Independence Avenue, S.W., Washington, D.C. 20250-9410, by fax (202) 696-7442 or email at [program.intake@usda.gov](mailto:program.intake@usda.gov). USDA is an equal opportunity provider and employer.



# CCC-605P-2, Designation of Subsequent Agent - Peanuts

The following is an example of CCC-605P-2.

This form is available electronically.		U.S. DEPARTMENT OF AGRICULTURE Commodity Credit Corporation	
CCC-605P-2 (05-23-13)		DESIGNATION OF SUBSEQUENT AGENT – PEANUTS	
<p><b>NOTE:</b> The following statement is made in accordance with the Privacy Act of 1974 (5 USC 552a - as amended). The authority for requesting the information identified on this form is the Commodity Credit Corporation Charter Act (15 U.S.C. 714 et seq.) and the Food, Conservation, and Energy Act of 2008 (Pub. L. 110-246). The information will be used by the agent to authorize a subsequent agent to act on behalf of the peanut producer or another subsequent agent to redeem a portion of peanut production pledged as collateral for a specified loan. The information collected on this form may be disclosed to other Federal, State, Local government agencies, Tribal agencies, and nongovernmental entities that have been authorized access to the information by statute or regulation and/or as described in applicable Routine Uses identified in the System of Records Notice for USDA/FSA-14, Applicant/Borrower. Providing the requested information is voluntary. However, failure to furnish the requested information will result in a determination of ineligibility for the agent to authorize a subsequent agent to act on behalf of the peanut producer or another subsequent agent to redeem a portion of peanut production pledged as collateral for a specified loan.</p> <p>This information collection is exempted from the Paperwork Reduction Act, as it is required for administration of the Food, Conservation, and Energy Act of 2008 (see Pub. L. 110-246, Title I, Subtitle F – Administration).</p> <p>The provisions of appropriate criminal and civil fraud, privacy, and other statutes may be applicable to the information provided. <b>RETURN THIS COMPLETED FORM TO YOUR COUNTY FSA OFFICE.</b></p>			
INSTRUCTIONS: Items 1 - 8 must be completed by Agent.			
<b>PART A – LOAN AND AGENT DATA</b>			
1. AGENT'S NAME AND ADDRESS	2. SUBSEQUENT AGENT'S NAME AND ADDRESS	3. COUNTY OFFICE HOLDING WAREHOUSE RECEIPTS	
4. MATURITY DATE (MM-DD-YYYY)	5. LOAN NUMBER	6. NUMBER OF POUNDS	7. CROP YEAR
<b>PART B - DESIGNATION OF SUBSEQUENT AGENT FOR LOAN REDEMPTION</b>			
<p><b>THE UNDERSIGNED AGENT ("AGENT")</b> hereby authorizes the subsequent agent identified Item 2 as the agent to act on behalf of the Producer or another subsequent agent as evidenced by endorsement on Page 2 of this form or the execution of a subsequent Form CCC-605P-2, to redeem the peanuts pledged as collateral for the loan identified in Part A which is listed on the attached Form CCC-605P-1 or other list properly dated and signed by the Agency. The Agent agrees that no other Form CCC-605P-2 has been or will be executed with respect to such peanut. A copy of the CCC-605P and any other CCC-605P-2 that provide proof of the Agent's authority to designate a subsequent agent shall be attached.</p> <p>Title to the peanuts shall, without a sale thereof, immediately vest in CCC upon maturity of the loan. CCC shall have no obligation to pay for any market value which the peanuts may have in excess of the amount of the loan. CCC may sell, transfer and deliver the peanuts or documents evidencing title thereto at such time, in such manner, and upon such terms and conditions as CCC may determine, without demand, advertisement, or notice of the time and place of sale. CCC does not guarantee that the peanuts subject to this agreement will be permitted to be redeemed at a level lower than the original loan level if the producer has exceeded statutory Adjusted Gross Income amounts. In addition, CCC does not guarantee that the peanuts subject to this agreement will not be redeemed by anyone other than the designated agent or the warehouse receipts representing the peanuts are not released to anyone other than the designated agent.</p>			
8A. SIGNATURE OF AGENT	8B. Title/Relationship of the Individual Signing in the Representative Capacity	8C. DATE (MM-DD-YYYY)	
9. REMARKS			
<p>The U.S. Department of Agriculture (USDA) prohibits discrimination against its customers, employees, and applicants for employment on the bases of race, color, national origin, age, disability, sex, gender identity, religion, reprisal, and where applicable, political beliefs, marital status, familial or parental status, sexual orientation, or all or part of an individual's income is derived from any public assistance program, or protected genetic information in employment or in any program or activity conducted or funded by the Department. (Not all prohibited bases will apply to all programs and/or employment activities.) Persons with disabilities, who wish to file a program complaint, write to the address below or if you require alternative means of communication for program information (e.g., Braille, large print, audiotape, etc.) please contact USDA's TARGET Center at (202) 720-2600 (voice and TDD). Individuals who are deaf, hard of hearing, or have speech disabilities and wish to file either an EEO or program complaint, please contact USDA through the Federal Relay Service at (800) 877-8339 or (800) 845-6136 (in Spanish).</p> <p>If you wish to file a Civil Rights program complaint of discrimination, complete the USDA Program Discrimination Complaint Form, found online at <a href="http://www.ascr.usda.gov/complaint_filing_cust.html">http://www.ascr.usda.gov/complaint_filing_cust.html</a>, or at any USDA office, or call (866) 632-9992 to request the form. You may also write a letter containing all of the information requested in the form. Send your completed complaint form or letter by mail to U.S. Department of Agriculture, Director, Office of Adjudication, 1400 Independence Avenue, S.W., Washington, D.C. 20250-9410, by fax (202) 690-7442 or email at <a href="mailto:program.intake@usda.gov">program.intake@usda.gov</a>. USDA is an equal opportunity provider and employer.</p>			

CCC-605P-2, Designation of Subsequent Agent - Peanuts

CCC-605P-2 (05-23-13)		(Page 2 of 2)	
ENDORSEMENTS			
THE TRANSFEROR OR ENDORSER MUST COMPLETE THE RELEVANT INFORMATION FOR EACH TRANSFER. FAILURE TO COMPLETE THE INFORMATION RENDERS THIS CCC-605P-2 VOID.			
Endorsement transfers both functions specified in Part B, and the transferor agent's authority is extinguished.			
10. BY ENDORSEMENT:			
<p>A. _____ (Name of agent)</p> <p>does hereby transfer the functions specified in Part B:</p> <p>TO _____ (Name of subsequent agent)</p> <p>BY _____ (Signature of agent)</p>		<p>D. _____ (Name of agent)</p> <p>does hereby transfer the functions specified in Part B:</p> <p>TO _____ (Name of subsequent agent)</p> <p>BY _____ (Signature of agent)</p>	
<p>B. _____ (Name of agent)</p> <p>does hereby transfer the functions specified in Part B:</p> <p>TO _____ (Name of subsequent agent)</p> <p>BY _____ (Signature of agent)</p>		<p>E. _____ (Name of agent)</p> <p>does hereby transfer the functions specified in Part B:</p> <p>TO _____ (Name of subsequent agent)</p> <p>BY _____ (Signature of agent)</p>	
<p>C. _____ (Name of agent)</p> <p>does hereby transfer the functions specified in Part B:</p> <p>TO _____ (Name of subsequent agent)</p> <p>BY _____ (Signature of agent)</p>		<p>F. _____ (Name of agent)</p> <p>does hereby transfer the functions specified in Part B:</p> <p>TO _____ (Name of subsequent agent)</p> <p>BY _____ (Signature of agent)</p>	

# CCC-258, Wire Transfer of Funds


The following is an example of CCC-258.

This form is available electronically. <b>CCC-258</b> (06-19-17)			U.S. DEPARTMENT OF AGRICULTURE Commodity Credit Corporation  <b>WIRE TRANSFER OF FUNDS</b>		Items 1, 5, 6, 7, and 9 are for bank use only
1. PRIORITY CODE (if required)		2. NOTICE TO PAYER: Interest is calculated to the date in Item 3. The wire transfer of funds MUST occur no later than this date.		3. DATE (MM-DD-YYYY)	
4. TO <b>021030004</b>			5. TYPE OF CODE		
6. FROM (Bank's 9 digit identifier)		7. BANK REFERENCE NUMBER		8. AMOUNT \$	
9. SENDING BANK'S NAME					
10. CODES <b>TREAS NYC/CTR/</b>					
11. SPECIAL DATA <b>BNF = /AC 00004992 OBI = CCC/</b>					
<b>INSTRUCTIONS</b>					
12. TO PAYER  Take this form to your bank and have funds transferred no later than the date in item 3. If the funds are transferred after this date, additional interest may be due.					
13. TO BANK  A. Items 4 and 10 must appear on the funds transfer message in the precise manner as shown.  B. Items 1, 5, 6, 7, and 9 are for information supplied by your bank. These items are self-explanatory.  C. If all the data in Item 11 cannot appear on the funds transfer message, show at least the first 35 characters and call the number in Item 14D.					
14A. AUTHORIZED SIGNATURE		14B. AUTHORIZED SIGNER TITLE		14C. DATE SIGNED (MM-DD-YYYY)	
14D. PHONE NO. (Including Area Code)			14E. FAX NO. (Including Area Code)		
<p><i>In accordance with Federal civil rights law and U.S. Department of Agriculture (USDA) civil rights regulations and policies, the USDA, its Agencies, offices, and employees, and institutions participating in or administering USDA programs are prohibited from discriminating based on race, color, national origin, religion, sex, gender identity (including gender expression), sexual orientation, disability, age, marital status, family/parental status, income derived from a public assistance program, political beliefs, or reprisal or retaliation for prior civil rights activity, in any program or activity conducted or funded by USDA (not all bases apply to all programs). Remedies and complaint filing deadlines vary by program or incident.</i></p> <p><i>Persons with disabilities who require alternative means of communication for program information (e.g., Braille, large print, audiotape, American Sign Language, etc.) should contact the responsible Agency or USDA's TARGET Center at (202) 720-2600 (voice and TTY) or contact USDA through the Federal Relay Service at (800) 877-8339. Additionally, program information may be made available in languages other than English.</i></p> <p><i>To file a program discrimination complaint, complete the USDA Program Discrimination Complaint Form, AD-3027, found online at <a href="http://www.ascr.usda.gov/complaint_filing_cust.html">http://www.ascr.usda.gov/complaint_filing_cust.html</a> and at any USDA office or write a letter addressed to USDA and provide in the letter all of the information requested in the form. To request a copy of the complaint form, call (866) 632-9992. Submit your completed form or letter to USDA by: (1) mail: U.S. Department of Agriculture Office of the Assistant Secretary for Civil Rights 1400 Independence Avenue, SW Washington, D.C. 20250-9410; (2) fax: (202) 690-7442; or (3) email: <a href="mailto:program.intake@usda.gov">program.intake@usda.gov</a>. USDA is an equal opportunity provider, employer, and lender.</i></p>					
<input type="checkbox"/> COPY TO PAYER'S BANK			<input type="checkbox"/> ORIGINATING OFFICE COPY		



## Fact Sheet for Loan Repayments by Wire Transfer

The following provides instructions to FSA County Offices for completing a loan repayment by wire transfer.

	<h1 style="text-align: center;">FACT SHEET</h1> <p style="text-align: center;">UNITED STATES DEPARTMENT OF AGRICULTURE FARM SERVICE AGENCY</p>	
<p>October 2012</p>		
<h3>Loan Repayment by Wire Transfer</h3>		
<p><b>Overview</b></p>	<p><b>How to Make Loan Payments by Wire Transfers</b></p>	<p>future references.</p>
<p>A wire transfer is a financial transaction that producers or other entities make through their bank. It authorizes the bank to wire funds electronically from their account to a Commodity Credit Corporation (CCC) account in a Federal Reserve Bank. The use of wire transfers can speed up the release of warehouse receipts held by the CCC as loan collateral.</p>	<p>To make a wire transfer, payers are required to complete and sign a Wire Transfer of Funds form CCC-258, authorizing their bank to automatically debit a bank account of their choice in a specific amount.</p>	<p>For repayment of commodity loans, CCC must receive funds equal to the full repayment amount before warehouse receipts will be released.</p>
<p>A wire transfer may be used for repaying one or more Farm Service Agency (FSA) loans or portions of loans by a variety of payment methods including cash, check, or bank wire transfer, provided that all loans are serviced at the same FSA county office. Requests for wire transfer repayment must be made at the FSA county office where the loan originated.</p>	<p>Forms can be obtained by contacting the FSA county office that services the loan. The CCC-258 form must be completed and signed before an outgoing wire transfer can be initiated.</p>	<p><b>Loan Repayment Calculation</b></p>
<p>When requesting a wire transfer, please provide FSA county staff with the following information:</p>	<p>Once the CCC-258 form is completed and signed, the payer sends it to their designated bank. Payers must request their bank to send a copy of the wire transfer receipt to the FSA county office that services the loan. Payers must also inform their bank of the routing number of the Federal Reserve Bank to which the payment should be sent, CCC's account number at the Federal Reserve, and the required payment amount.</p>	<p>Payers may provide the county office staff with the estimated amount needed for the loan payment. The county office staff may accept this calculation and enter it onto form CCC-258 to speed up the transfer of funds. In some cases, or if requested by the payer, the county office staff may calculate the repayment amount.</p>
<ul style="list-style-type: none"> <li>■ name, phone, and fax number of the entity or person requesting the wire transfer of funds;</li> <li>■ the loan number to which the transfer of funds will be applied;</li> <li>■ the requested repayment date by wire transfer (which is used to calculate the repayment amount).</li> </ul>	<p>FSA county offices are able to accept a commercial bank's receipt of a wire transfer of funds as a form of payment. County office staff will wait for confirmation of the wire transfer receipt from the Federal Reserve Bank before releasing any warehouse receipts. Failure to provide FSA county office staff with receipt of wire transfer of funds will result in a delay in crediting your account. Please keep the receipt of your wire transfer for</p>	<p>County office staff reserves the right to calculate the repayment amount for entry onto form CCC-258.</p>
		<p><b>FSA Procedures for Wire Transfers</b></p>
		<p>County office staff maintains a log of wire transfer numbers that are entered on form CCC-258 to match wired payments to the correct loan.</p>
		<p>Upon receiving a request for a wire transfer of funds, county office staff completes item numbers 3, 8, 11, 14, and 15 on form CCC-258 and returns the form to the payer to complete, sign, and send to the bank.</p>
		<p>Banks can fax the wire transfer receipts directly to an FSA county office. Upon receipt of evidence of the loan repayment, the county</p>

## Fact Sheet for Loan Repayments by Wire Transfer (Continued)

### FACT SHEET

#### Loan Repayment by Wire Transfer

October 2012

office staff will record the loan repayment and release any warehouse receipts associated with the loan.

Any bank fee for processing a wire transfer of funds is paid by the sender. Account holders should know the bank's procedures, including related fees, its policy for providing receipts, and the time needed to process wire transfer of funds.

**NOTE:** Due to workload, FSA county office staff may not be able to process wire transfer of funds requests immediately after requests are submitted. All requests, regardless of the type, are processed in the order in which they were received.

#### Explanation of Entries on CCC-258

All circled items (item numbers 1, 5, 6, 7, and 9) on form CCC-258 are supplied by the payer's bank for informational purposes.

**Item #1:** This item is completed at the option of the bank and is not required by CCC.

**Item #2:** This notifies the payer that interest is calculated to the date entered in Item #3.

**Item #3:** The requested repayment date. The wire transfer of funds must occur no later than the requested repayment date for the transfer of funds to be sufficient to repay the loan. The payer may request the repayment date. If not specified by the payer, county office staff will enter the date corresponding to the amount entered in Item #8.

Page 2

**Item #4:** This entry is preprinted and is the bank's routing number for the FSA account. Nothing further needs to be entered in this section. CCC's account number is also imbedded in the pre-printed entry of Item #11.

**Item #8:** County office staff computes the repayment amount and enters the payment amount estimated by the payer. Although the payer's estimate may be used for the transfer of funds, the final loan repayment amount applied is the amount determined by CCC.

**Item #10:** This entry is preprinted and nothing further needs to be entered in this section.

**Item #11:** This item contains an alpha/numeric code entered by the county office staff that includes its log number for matching the wire transfer of the loan.

#### Example:

BAN=/AC -4992 OBI=CCC/1/  
XXXXXX/SCH#xxxx/

- AC-4992 OBI=CCC contains the CCC account number
- XXXXXX is the State and County codes and check digit, and
- xxxx is the 4-digit log number.

**Item #14:** This contains the voice and fax number for the county office. This is the fax number to which the wire transfer receipt can be faxed.

**Item #15:** The county office representative signs Form CCC-258.

#### For More Information

Further information on this and other FSA programs is available from local FSA offices or on FSA's Web site at: [www.fsa.usda.gov](http://www.fsa.usda.gov).

## Examples of Warehouse-Stored Market Gain and LDP

The following are examples of repayment of warehouse-stored Seg. 1 peanut loans and the amount of LDP at different levels of NPP are shown below.

**\*--Example 1:** NPP is less than the loan rate. Loan can be repaid in cash or exchanged with commodity certificates if NPP is less than the loan rate.

Warehouse-Stored Loan Repayment		
Line	Description	Amount
1	Loan Rate: Runner Peanuts	\$354.13
2	Quality Adjustment (Premiums/Discounts)	(\$21.06)
3	Rate Adjusted for Quality	<b>\$333.07</b>
4	National Posted Price (NPP): Runner Peanuts	\$300.00
5	Repayment Rate Quality Adjustment:	(\$21.06)
6	Alternative Repayment Rate (line 4 - line 5)	<b>\$278.94</b>
7	Market Gain (line 1 - line 4)	<b>\$54.13</b>
LDP Calculations		
8	Loan Rate: Runner Peanuts	\$354.13
9	Alternate Repayment Rate (NPP): Runner Peanuts	\$300.00
10	<b>LDP Amount (line 8 - line 9)</b>	<b>\$54.13</b>

--\*

**Example 2:** NPP is greater than the loan rate.

**Note:** No Market Loan Gain or LDP. Loan has to be repaid at principal plus interest

\* \* \*

\*--

Warehouse-Stored Loan Repayment		
Line	Description	Amount
1	Loan Rate: Runner Peanuts	\$354.13
2	Quality Adjustment (Premiums/Discounts)	(\$21.06)
3	Rate Adjusted for Quality	<b>\$333.07</b>
4	National Posted Price (NPP)	\$375.00
5	Repayment Rate Quality Adjustment:	(\$21.06)
6	Adjusted for Repayment Rate (line 4 - line 5)	<b>\$353.94</b>
7	NPP is > Loan Rate, No Market Loan Gain	<b>\$0.00</b>
LDP Calculations		
8	Loan Rate: Runner Peanuts	\$354.13
9	Alternate Repayment Rate (NPP)	\$375.00
10	NPP is > Loan Rate, No LDP will be paid	<b>\$0.00</b>

--\*



# **Examples of Storage Charges Due at Forfeiture**

The following table provides examples of storage charges dues on forfeited peanuts.

## **Loan Information:**

- Loan Maturity Date: June 30, 2019
- Daily Storage Rate = \$0.089
- Forfeited Loan Quantity = 100 tons.

<b>Warehouse Receipt Information</b>	<b>Storage Charges Due</b> Number of Storage Days x Daily Storage Rate x Quantity Forfeited
Storage Start Date: August 1, 2019 (date of deposit) Storage Paid Through: August 15, 2019 Date Documents Received: September 15, 2019	Establish Receivable for storage from August 16 through September 14, 2019 = 14 days  14 days x \$0.089 x 100 tons = \$124.00
Storage Start Date: August 1, 2019 (date of deposit) Storage Paid Through = August 1, 2019 Date Documents Received: September 15, 2019	Establish Receivable for storage from August 1 through September 14, 2019 = 45 days  45 days x \$0.089 x 100 tons = \$400.50
Storage Start Date: August 1, 2019 (date of deposit) Storage Paid Through: September 15, 2019 Date Documents Received: September 15, 2019	Issue Refund for storage for Sept. 15, 2019 = 1 day  1 day x \$0.089 x 100 tons = \$8.90
Storage Start Date: August 1, 2019 (date of deposit) Storage Paid Through: December 31, 2019 Date Documents Received: September 15, 2019	Issue Refund for storage from September 15 through December 31, 2019 = 108 days  108 days x \$0.089 x 100 tons = \$961.20
Storage Start Date: August 1, 2019 Storage Paid Through: July 31, 2019 Date Documents Received: September 15, 2019	Issue Refund for storage from September 15, 2019 through June 30, 2019 (Loan Maturity Date) = 289 days  289 days x \$0.089 x 100 tons = \$2,572.10



CCC-679, Lien Waiver

The following is an example of CCC-679.

<p>This form is available electronically.</p> <p><b>CCC-679</b> U.S. DEPARTMENT OF AGRICULTURE (11-15-16) Commodity Credit Corporation</p> <p style="text-align: center;"><b>LIEN WAIVER</b></p>			<p>1A. County Name and Address (Including Zip Code)</p>		
			<p>1B. County Office Telephone Number (Including Area Code)</p>		
			<p>1C. County Fax Number (Including Area Code)</p>		
<p>2. Name and Address of Producer (Including Zip Code)</p>		<p>3. Crop Year</p>		<p>4. Commodity</p>	
<p><b>NOTE:</b> The following statement is made in accordance with the Privacy Act of 1974 (5 USC 552a – as amended). The authority for requesting the information identified on this form is 7 CFR Part 1421, 7 CFR Part 1425, 7 CFR Part 1427, 7 CFR Part 1436, the Commodity Credit Corporation Charter Act (15 U.S.C. 714 et seq.), and the Agricultural Act of 2014 (Pub. L. 113-79). The information will be used to determine eligibility to participate in and receive benefits under a Commodity Credit Corporation (CCC) loan program by documenting that a lien waiver has been authorized by the current lienholder for purposes of pledging the commodity to CCC for a loan. The information collected on this form may be disclosed to other Federal, State, Local government agencies, Tribal agencies, and nongovernmental entities that have been authorized access to the information by statute or regulation and/or as described in applicable Routine Uses identified in the System of Records Notice for USDA/FSA-2, Farm Records File (Automated) and USDA/FSA-14, Applicant/Borrower. Providing the requested information is voluntary. However, failure to furnish the requested information will result in a determination of ineligibility to participate in and receive benefits under a CCC loan program.</p> <p>This information collection is exempted from the Paperwork Reduction Act as specified in the Agricultural Act of 2014 (Pub. L. 113-79, Title I, Subtitle F, Administration). The provisions of criminal and civil fraud, privacy, and other statutes may be applicable to the information provided.</p> <p><b>RETURN THIS COMPLETED FORM TO YOUR COUNTY FSA OFFICE.</b></p>					
<p>5. The undersigned is the holder of a lien on the commodity identified above. In order for the producer identified above to pledge such commodity as collateral for a Commodity Credit Corporation ("CCC") loan, with respect to CCC only, the undersigned waives all interest in, and title to, such commodity. The undersigned agrees that the proceeds of the loan shall be disbursed (lienholder must check one of the following):</p> <p>(a) <input type="checkbox"/> To the producer.</p> <p>(b) <input type="checkbox"/> Jointly to the producer and the undersigned lienholder.</p> <p>(c) <input type="checkbox"/> Jointly to the producer and the undersigned lienholder, less (1) \$ _____ administrative offset as of (2) _____ (Date) and charges due (3) _____.</p>					
<p>6. Name and Address of Lienholder or Authorized Agent</p>					
<p>7A. Lienholder Signature (By)</p>		<p>7B. Title/Relationship (of the Individual Signing in the Representative Capacity)</p>		<p>7C. Date</p>	
<p>7A. Lienholder Signature (By)</p>		<p>7B. Title/Relationship (of the Individual Signing in the Representative Capacity)</p>		<p>7C. Date</p>	
<p><small>In accordance with Federal civil rights law and U.S. Department of Agriculture (USDA) civil rights regulations and policies, the USDA, its Agencies, offices, and employees, and institutions participating in or administering USDA programs are prohibited from discriminating based on race, color, national origin, religion, sex, gender identity (including gender expression), sexual orientation, disability, age, marital status, family/parental status, income derived from a public assistance program, political beliefs, or reprisal or retaliation for prior civil rights activity, in any program or activity conducted or funded by USDA (not all bases apply to all programs). Remedies and complaint filing deadlines vary by program or incident.</small></p> <p><small>Persons with disabilities who require alternative means of communication for program information (e.g., Braille, large print, audiotope, American Sign Language, etc.) should contact the responsible Agency or USDA's TARGET Center at (202) 720-2600 (voice and TTY) or contact USDA through the Federal Relay Service at (800) 877-8339. Additionally, program information may be made available in languages other than English.</small></p> <p><small>To file a program discrimination complaint, complete the USDA Program Discrimination Complaint Form, AD-3027, found online at <a href="http://www.ascr.usda.gov/complaint_filing_cust.html">http://www.ascr.usda.gov/complaint_filing_cust.html</a> and at any USDA office or write a letter addressed to USDA and provide in the letter all of the information requested in the form. To request a copy of the complaint form, call (866) 632-9992. Submit your completed form or letter to USDA by: (1) mail: U.S. Department of Agriculture Office of the Assistant Secretary for Civil Rights 1400 Independence Avenue, SW Washington, D.C. 20250-9410; (2) fax: (202) 690-7442; or (3) email: <a href="mailto:program.intake@usda.gov">program.intake@usda.gov</a>. USDA is an equal opportunity provider, employer, and lender.</small></p>					



**SF-3881, ACH Vendor/Miscellaneous Payment Enrollment Form**

The following is an example of SF-3881

<b>ACH VENDOR/MISCELLANEOUS PAYMENT ENROLLMENT FORM</b>		OMB No. 1510-0056
<p>This form is used for Automated Clearing House (ACH) payments with an addendum record that contains payment-related information processed through the Vendor Express Program. Recipients of these payments should bring this information to the attention of their financial institution when presenting this form for completion. See Page 2 for additional instructions.</p>		
<b>PRIVACY ACT STATEMENT</b>		
<p>The following information is provided to comply with the Privacy Act of 1974 (P.L. 93-579). All information collected on this form is required under the provisions of 31 U.S.C. 3322 and 31 CFR 210. This information will be used by the Treasury Department to transmit payment data, by electronic means to vendor's financial institution. Failure to provide the requested information may delay or prevent the receipt of payments through the Automated Clearing House Payment System.</p>		
<b>AGENCY INFORMATION</b>		
FEDERAL PROGRAM AGENCY:		
AGENCY IDENTIFIER:	AGENCY LOCATION CODE (ALC):	ACH FORMAT: <input type="checkbox"/> CCD+ <input type="checkbox"/> CTX
ADDRESS:		
CONTACT PERSON NAME:		TELEPHONE NUMBER (Include Area Code):
ADDITIONAL INFORMATION:		
<b>PAYEE / COMPANY INFORMATION</b>		
NAME		SSN NO. OR TAXPAYER ID NO.:
ADDRESS:		
CONTACT PERSON NAME:		TELEPHONE NUMBER (Include Area code):
<b>FINANCIAL INSTITUTION INFORMATION</b>		
NAME:		
ADDRESS:		
ACH COORDINATOR NAME:		TELEPHONE NUMBER (Include Area code):
NINE-DIGIT ROUTING TRANSIT NUMBER		
DEPOSITOR ACCOUNT TITLE:		
DEPOSITOR ACCOUNT NUMBER:		LOCKBOX NUMBER:
TYPE OF ACCOUNT: <input type="checkbox"/> CHECKING <input type="checkbox"/> SAVINGS <input type="checkbox"/> LOCKBOX		
SIGNATURE AND TITLE OF AUTHORIZED OFFICIAL: (Could be the same as ACH Coordinator):		TELEPHONE NUMBER (Include Area code):
AUTHORIZED FOR LOCAL REPRODUCTION		<b>SF 3881 (Rev 2/2003)</b> Prescribed by Department of Treasury 31 US C 3322; 31 CFR 21 0

**SF-3881, ACH Vendor/Miscellaneous Payment Enrollment Form (Continued)**

The following are instructions for completing SF-3881.

**Instructions for Completing SF 3881 Form**

Make three copies of form after completing. Copy 1 is the Agency Copy; copy 2 is the Payee/Company Copy; and copy 3 is the Financial Institution Copy.

1. Agency Information Section - Federal agency prints or types the name and address of the Federal program agency originating the vendor / miscellaneous payment, agency identifier, agency location code, contact person name and telephone number of the agency. Also, the appropriate box for ACH format is checked.
2. Payee / Company Information Section - Payee prints or types the name of the payee / company and address that will receive ACH vendor / miscellaneous payments, social security or taxpayer ID number, and contact person name and telephone number of the payee / company. Payee also verifies depositor account number, account title, and type of account entered by your financial institution in the Financial Institution Information Section.
3. Financial Institution Information Section - Financial institution prints or types the name and address of the payee / company's financial institution who will receive the ACH payment, ACH coordinator name and telephone number, nine-digit routing transit number, depositor (payee / company) account title and account number. Also, the box for type of account is checked, and the signature, title, and telephone number of the appropriate financial institution official are included.

**BURDEN ESTIMATE STATEMENT**

The estimated average burden associated with this collection of information is 15 minutes per respondent or recordkeeper, depending on individual circumstances. Comments concerning the accuracy of this burden estimate and suggestions for reducing this burden should be directed to the Financial Management Service, Facilities Management Division, Property and Supply Branch, Room B-101, 3700 East-West Highway, Hyattsville, MD 20782 and the Office of Management and Budget, Paperwork Reduction Project (1510-0056), Washington, DC 20503.

## Farmers Stock Grade Conversion Charts

### A Runner Type Peanuts Conversion Charts

When the Grading Process is complete, find the resulting grade factor in the left column and move across the same line to the corresponding “HMC” moisture content to obtain the converted grade factor.

<b>High Moisture Content Stock Grade Conversion Charts (Runner Type Peanuts)</b> <b>Grade Factor: Foreign Material</b>								
<b>FM %</b>	<b>HMC 11</b>	<b>HMC 12</b>	<b>HMC 13</b>	<b>HMC 14</b>	<b>HMC 15</b>	<b>HMC 16</b>	<b>HMC 17</b>	<b>HMC 18</b>
0	1	1	1	1	1	2	2	2
1	2	2	2	2	2	2	2	2
2	2	2	2	2	3	3	3	3
3	3	3	3	3	3	3	3	3
4	3	3	3	3	4	4	4	4
5	4	4	4	4	4	4	4	4
6	4	4	4	5	5	5	5	5
7	5	5	5	5	5	5	5	5
8	5	5	6	6	6	6	6	6
9	6	6	6	6	6	6	6	7
10	6	7	7	7	7	7	7	7
11	7	7	7	7	7	7	8	8
12	8	8	8	8	8	8	8	8
13	8	8	8	8	8	9	9	9
14	9	9	9	9	9	9	9	9
15	9	9	9	9	10	10	10	10
16	10	10	10	10	10	10	10	10
17	10	10	10	10	11	11	11	11
18	11	11	11	11	11	11	11	11
19	11	11	11	12	12	12	12	12
20	12	12	12	12	12	12	12	12

**Farmers Stock Grade Conversion Charts (Continued)**

**A Runner Type Peanuts Conversion Charts (Continued)**

<b>High Moisture Content Stock Grade Conversion Charts (Runner Type Peanuts)</b> <b>Grade Factor: Loose Shelled Kernels</b>								
<b>LSK %</b>	<b>HMC 11</b>	<b>HMC 12</b>	<b>HMC 13</b>	<b>HMC 14</b>	<b>HMC 15</b>	<b>HMC 16</b>	<b>HMC 17</b>	<b>HMC 18</b>
0	0	0	0	0	0	0	0	0
1	1	1	1	1	1	1	1	2
2	2	2	2	2	2	2	2	2
3	2	3	3	3	3	3	3	3
4	3	3	3	3	3	3	3	4
5	4	4	4	4	4	4	4	4
6	4	5	5	5	5	5	5	5
7	5	5	5	5	5	5	5	6
8	6	6	6	6	6	6	6	6
9	6	6	7	7	7	7	7	7
10	7	7	7	7	7	7	7	8
11	8	8	8	8	8	8	8	8
12	8	8	9	9	9	9	9	9
13	9	9	9	9	9	9	9	9
14	10	10	10	10	10	10	10	10
15	10	10	10	11	11	11	11	11
16	11	11	11	11	11	11	11	11
17	12	12	12	12	12	12	12	12
18	12	12	12	13	13	13	13	13
19	13	13	13	13	13	13	13	13
20	14	14	14	14	14	14	14	14
21	14	14	14	15	15	15	15	15
22	15	15	15	15	15	15	15	15
23	16	16	16	16	16	16	16	16
24	16	16	16	16	17	17	17	17
25	17	17	17	17	17	17	17	17

**Farmers Stock Grade Conversion Charts (Continued)**

**A Runner Type Peanuts Conversion Charts (Continued)**

<b>High Moisture Content Stock Grade Conversion Charts (Runner Type Peanuts)</b> <b>Grade Factor: Sound Mature Kernels</b>								
<b>SMK %</b>	<b>HMC 11</b>	<b>HMC 12</b>	<b>HMC 13</b>	<b>HMC 14</b>	<b>HMC 15</b>	<b>HMC 16</b>	<b>HMC 17</b>	<b>HMC 18</b>
84	82	82	82	81	81	80	80	80
83	81	81	80	80	80	79	79	79
82	80	80	79	79	79	78	78	78
81	79	79	78	78	78	77	77	77
80	78	78	77	77	77	76	76	76
79	77	77	76	76	76	75	75	75
78	76	76	75	75	75	74	74	74
77	75	74	74	74	74	73	73	73
76	74	73	73	73	73	72	72	72
75	73	72	72	72	72	71	71	71
74	72	71	71	71	71	70	70	70
73	71	70	70	70	70	69	69	69
72	69	69	69	69	69	68	68	68
71	68	68	68	68	67	67	67	67
70	67	67	67	67	66	66	66	66
69	66	66	66	66	65	65	65	65
68	65	65	65	65	64	64	64	64
67	64	64	64	64	63	63	63	63
66	63	63	63	63	62	62	62	62
65	62	62	62	62	61	61	61	61
64	61	61	61	60	60	60	60	60
63	60	60	60	59	59	59	59	59
62	59	59	59	58	58	58	58	58
61	58	58	57	57	57	57	57	57
60	57	56	56	56	56	56	56	56
59	55	55	55	55	55	55	55	55
58	54	54	54	54	54	54	54	54
57	53	53	53	53	53	53	53	53
56	52	52	52	52	52	52	52	52
55	51	51	51	51	51	51	51	51
54	50	50	50	50	50	50	50	50

**Farmers Stock Grade Conversion Charts (Continued)**

**A Runner Type Peanuts Conversion Charts (Continued)**

<b>High Moisture Content Stock Grade Conversion Charts (Runner Type Peanuts)</b> <b>Grade Factor: Sound Splits</b>								
<b>SS %</b>	<b>HMC 11</b>	<b>HMC 12</b>	<b>HMC 13</b>	<b>HMC 14</b>	<b>HMC 15</b>	<b>HMC 16</b>	<b>HMC 17</b>	<b>HMC 18</b>
1	3	3	3	3	3	3	3	3
2	3	3	3	4	4	4	4	4
3	4	4	4	4	4	4	4	4
4	5	5	5	5	5	5	5	5
5	6	6	5	5	5	5	5	5
6	6	6	6	6	6	6	6	6
7	7	7	7	7	7	6	6	6
8	8	8	7	7	7	7	7	7
9	9	8	8	8	8	7	7	7
10	9	9	9	9	8	8	8	8
11	10	10	9	9	9	9	8	8
12	11	10	10	10	9	9	9	8
13	12	11	11	10	10	10	9	9
14	12	12	11	11	11	10	10	9
15	13	13	12	12	11	11	10	10
16	14	13	13	12	12	11	11	10
17	15	14	13	13	12	12	11	11
18	15	15	14	14	13	12	12	11
19	16	15	15	14	14	13	12	12
20	17	16	15	15	14	13	13	12

**Farmers Stock Grade Conversion Charts (Continued)**

**A Runner Type Peanuts Conversion Charts (Continued)**

<b>High Moistures Content Stock Grade Conversion Charts (Runner Type Peanuts)</b> <b>Grade Factor: SMKSS</b>								
<b>SMKSS %</b>	<b>HMC 11</b>	<b>HMC 12</b>	<b>HMC 13</b>	<b>HMC 14</b>	<b>HMC 15</b>	<b>HMC 16</b>	<b>HMC 17</b>	<b>HMC 18</b>
86	86	86	86	85	85	85	84	84
85	85	85	85	84	84	84	83	83
84	84	84	84	83	83	83	82	82
83	83	83	83	82	82	82	81	81
82	82	82	81	81	81	81	80	80
81	81	81	80	80	80	80	79	79
80	80	80	79	79	79	79	78	78
79	79	78	78	78	78	78	77	77
78	78	77	77	77	77	76	76	76
77	77	76	76	76	76	75	75	75
76	75	75	75	75	75	74	74	74
75	74	74	74	74	74	73	73	73
74	73	73	73	73	73	72	72	72
73	72	72	72	72	71	71	71	71
72	71	71	71	71	70	70	70	70
71	70	70	70	70	69	69	69	69
70	69	69	69	68	68	68	68	68
69	68	68	68	67	67	67	67	67
68	67	67	66	66	66	66	66	66
67	66	66	65	65	65	65	65	65
66	65	64	64	64	64	64	64	64
65	63	63	63	63	63	63	63	63
64	62	62	62	62	62	62	62	62
63	61	61	61	61	61	61	61	61
62	60	60	60	60	60	60	60	60
61	59	59	59	59	59	59	59	59
60	58	58	58	58	58	58	58	58
59	57	57	57	57	57	57	57	57
58	56	56	56	56	56	56	56	56
57	55	55	55	55	55	55	55	55
56	54	54	54	54	54	54	54	54
55	53	53	53	53	53	53	53	53
54	52	52	52	52	52	52	52	52
53	50	50	50	50	51	51	51	51
52	49	49	49	49	49	50	50	50

**Farmers Stock Grade Conversion Charts (Continued)**

**A Runner Type Peanuts Conversion Charts (Continued)**

<b>High Moistures Content Stock Grade Conversion Charts (Runner Type Peanuts)</b> <b>Grade Factor: Other Kernels</b>								
<b>OK %</b>	<b>HMC 11</b>	<b>HMC 12</b>	<b>HMC 13</b>	<b>HMC 14</b>	<b>HMC 15</b>	<b>HMC 16</b>	<b>HMC 17</b>	<b>HMC 18</b>
1	2	2	2	2	2	2	2	2
2	3	3	3	3	3	3	3	3
3	4	4	4	4	4	4	4	5
4	5	5	5	5	5	5	5	6
5	6	6	6	6	6	6	7	7
6	7	7	7	7	7	7	8	8
7	7	8	8	8	8	8	9	9
8	8	9	9	9	9	9	10	10
9	9	10	10	10	10	11	11	11
10	10	11	11	11	11	12	12	12
11	11	12	12	12	12	13	13	13
12	12	13	13	13	13	14	14	14
13	13	14	14	14	14	15	15	15
14	14	15	15	15	15	16	16	16
15	15	15	16	16	16	17	17	17
16	16	16	17	17	17	18	18	18
17	17	17	18	18	18	19	19	20
18	18	18	19	19	20	20	20	21
19	19	19	20	20	21	21	21	22
20	20	20	21	21	22	22	22	23

**Farmers Stock Grade Conversion Charts (Continued)**

**A Runner Type Peanuts Conversion Charts (Continued)**

<b>High Moisture Content Stock Grade Conversion Charts (Runner Type Peanuts)</b> <b>Grade Factor: Total Kernels</b>								
<b>TK %</b>	<b>HMC 11</b>	<b>HMC 12</b>	<b>HMC 13</b>	<b>HMC 14</b>	<b>HMC 15</b>	<b>HMC 16</b>	<b>HMC 17</b>	<b>HMC 18</b>
86	86	85	85	85	85	85	85	84
85	85	85	84	84	84	84	84	83
84	84	84	83	83	83	83	83	83
83	83	83	82	82	82	82	82	82
82	82	82	82	81	81	81	81	81
81	81	81	81	80	80	80	80	80
80	80	80	80	80	79	79	79	79
79	79	79	79	79	79	78	78	78
78	78	78	78	78	78	78	77	77
77	77	77	77	77	77	77	77	77
76	76	76	76	76	76	76	76	76
75	75	75	75	75	75	75	75	75
74	74	74	74	74	74	74	74	74
73	73	73	73	73	73	73	73	73
72	72	72	72	72	72	72	72	72
71	71	71	71	71	71	71	71	71
70	70	70	70	70	70	70	70	70
69	69	69	69	69	69	69	70	70
68	68	68	68	68	69	69	69	69
67	67	67	67	68	68	68	68	68
66	66	66	67	67	67	67	67	67
65	65	65	66	66	66	66	66	66
64	64	65	65	65	65	65	65	65
63	63	64	64	64	64	64	64	64
62	62	63	63	63	63	63	63	64
61	62	62	62	62	62	62	62	63
60	61	61	61	61	61	61	62	62
59	60	60	60	60	60	61	61	61
58	59	59	59	59	59	60	60	60
57	58	58	58	58	59	59	59	59
56	57	57	57	57	58	58	58	58
55	56	56	56	56	57	57	57	57
54	55	55	55	56	56	56	56	57
53	54	54	54	55	55	55	55	56
52	53	53	53	54	54	54	55	55

**Farmers Stock Grade Conversion Charts (Continued)**

**A Runner Type Peanuts Conversion Charts (Continued)**

<b>High Moisture Content Stock Grade Conversion Charts (Runner Type Peanuts)</b> <b>Grade Factor: Hulls</b>								
<b>Hulls %</b>	<b>HMC 11</b>	<b>HMC 12</b>	<b>HMC 13</b>	<b>HMC 14</b>	<b>HMC 15</b>	<b>HMC 16</b>	<b>HMC 17</b>	<b>HMC 18</b>
10	10	10	11	11	11	12	12	12
11	11	11	12	12	12	12	13	13
12	12	12	13	13	13	13	14	14
13	13	13	14	14	14	14	15	15
14	14	14	15	15	15	15	15	16
15	15	15	16	16	16	16	16	17
16	16	16	17	17	17	17	17	17
17	17	17	18	18	18	18	18	18
18	18	18	18	19	19	19	19	19
19	19	19	19	20	20	20	20	20
20	20	20	20	21	21	21	21	21
21	21	21	21	21	22	22	22	22
22	22	22	22	22	23	23	23	23
23	23	23	23	23	23	24	24	24
24	24	24	24	24	24	24	24	25
25	25	25	25	25	25	25	25	25
26	26	26	26	26	26	26	26	26
27	27	27	27	27	27	27	27	27
28	28	28	28	28	28	28	28	28
29	29	29	29	29	29	29	29	29
30	30	30	30	30	30	30	30	30
31	31	31	31	31	31	31	31	31
32	32	32	32	32	32	32	32	32
33	33	33	33	33	33	33	33	33
34	34	34	34	34	34	34	34	33
35	35	35	35	35	35	35	34	34
36	36	36	36	36	36	35	35	35
37	37	37	37	37	37	36	36	36
38	38	38	38	38	37	37	37	37
39	39	39	39	39	38	38	38	38
40	40	40	40	40	39	39	39	39

**Farmers Stock Grade Conversion Charts (Continued)**

**A Runner Type Peanuts Conversion Charts (Continued)**

<b>High Moisture Content Stock Grade Conversion Charts (Runner Type Peanuts)</b> <b>Grade Factor: Damaged Kernels</b>								
<b>DAM %</b>	<b>HMC 11</b>	<b>HMC 12</b>	<b>HMC 13</b>	<b>HMC 14</b>	<b>HMC 15</b>	<b>HMC 16</b>	<b>HMC 17</b>	<b>HMC 18</b>
0	0	0	0	0	0	0	0	0
1	1	1	1	1	1	1	1	1
2	1	1	1	1	1	1	1	1
3	2	2	2	2	1	1	1	1
4	2	2	2	2	2	2	2	1
5	3	3	3	2	2	2	2	2
6	3	3	3	3	3	2	2	2
7	4	4	3	3	3	3	2	2
8	4	4	4	4	3	3	3	3
9	5	5	4	4	4	3	3	3
10	5	5	5	4	4	4	3	3
11	6	6	5	5	5	4	4	3
12	7	6	6	5	5	4	4	4
13	7	7	6	6	5	5	4	4
14	8	7	7	6	6	5	5	4
15	8	8	7	7	6	6	5	5
16	9	8	8	7	6	6	5	5
17	9	9	8	7	7	6	6	5
18	10	9	8	8	7	7	6	5
19	10	10	9	8	8	7	6	6
20	11	10	9	9	8	7	7	6

**Farmers Stock Grade Conversion Charts (Continued)**

**B Spanish Type Peanuts Conversion Charts**

<b>High Moisture Content Stock Grade Conversion Charts (Spanish Type Peanuts)</b> <b>Grade Factor: Foreign Material</b>								
<b>FM %</b>	<b>HMC 11</b>	<b>HMC 12</b>	<b>HMC 13</b>	<b>HMC 14</b>	<b>HMC 15</b>	<b>HMC 16</b>	<b>HMC 17</b>	<b>HMC 18</b>
0	0	0	0	1	1	1	1	1
1	1	1	1	1	2	2	2	2
2	2	2	2	2	2	3	3	3
3	3	3	3	3	3	4	4	4
4	4	4	4	4	4	5	5	5
5	5	5	5	5	5	5	6	6
6	6	6	6	6	6	6	7	7
7	7	7	7	7	7	7	8	8
8	8	8	8	8	8	8	9	9
9	9	9	9	9	9	9	10	10
10	10	10	10	10	10	10	11	11
11	10	11	11	11	11	11	12	12
12	11	12	12	12	12	12	13	13
13	12	13	13	13	13	13	14	14
14	13	13	14	14	14	14	15	15
15	14	14	15	15	15	15	16	16
16	15	15	16	16	16	16	17	17
17	16	16	16	17	17	17	18	18
18	17	17	17	18	18	18	19	19
19	18	18	18	19	19	19	20	20
20	19	19	19	20	20	20	21	21

**Farmers Stock Grade Conversion Charts (Continued)**

**B Spanish Type Peanuts Conversion Charts (Continued)**

<b>High Moisture Content Stock Grade Conversion Charts (Spanish Type Peanuts)</b> <b>Grade Factor: Loose Shelled Kernels</b>								
<b>LSK %</b>	<b>HMC 11</b>	<b>HMC 12</b>	<b>HMC 13</b>	<b>HMC 14</b>	<b>HMC 15</b>	<b>HMC 16</b>	<b>HMC 17</b>	<b>HMC 18</b>
0	1	1	1	2	2	2	2	2
1	2	2	2	2	2	2	2	2
2	3	3	2	2	2	2	2	2
3	3	3	3	3	3	3	2	2
4	4	4	4	3	3	3	3	2
5	5	4	4	4	3	3	3	2
6	5	5	5	4	4	3	3	2
7	6	6	5	5	4	4	3	3
8	7	6	6	5	4	4	3	3
9	7	7	6	5	5	4	3	3
10	8	7	7	6	5	4	4	3
11	9	8	7	6	5	5	4	3
12	10	9	8	7	6	5	4	3
13	10	9	8	7	6	5	4	3
14	11	10	9	8	6	5	4	3
15	12	10	9	8	7	6	4	3
16	12	11	10	8	7	6	5	3
17	13	12	10	9	7	6	5	3
18	14	12	11	9	8	6	5	3
19	14	13	11	10	8	7	5	3
20	15	13	12	10	8	7	5	4

**Farmers Stock Grade Conversion Charts (Continued)**

**B Spanish Type Peanuts Conversion Charts (Continued)**

<b>High Moisture Content Stock Grade Conversion Charts (Spanish Type Peanuts)</b> <b>Grade Factor: Sound Mature Kernels</b>								
<b>SMK %</b>	<b>HMC 11</b>	<b>HMC 12</b>	<b>HMC 13</b>	<b>HMC 14</b>	<b>HMC 15</b>	<b>HMC 16</b>	<b>HMC 17</b>	<b>HMC 18</b>
86	87	87	87	87	87	87	87	87
85	86	86	86	86	86	86	86	86
84	84	84	84	84	84	84	84	84
83	83	83	83	83	83	83	83	83
82	82	82	82	82	82	82	82	82
81	81	81	81	81	81	81	81	80
80	80	80	80	80	79	79	79	79
79	79	79	78	78	78	78	78	78
78	77	77	77	77	77	77	77	77
77	76	76	76	76	76	76	75	75
76	75	75	75	75	74	74	74	74
75	74	74	74	73	73	73	73	73
74	73	73	72	72	72	72	71	71
73	72	71	71	71	71	70	70	70
72	70	70	70	70	69	69	69	69
71	69	69	69	68	68	68	68	67
70	68	68	68	67	67	67	66	66
69	67	67	66	66	66	65	65	65
68	66	65	65	65	64	64	64	63
67	65	64	64	64	63	63	62	62
66	63	63	63	62	62	61	61	61
65	62	62	61	61	61	60	60	59
64	61	61	60	60	59	59	58	58
63	60	60	59	59	58	58	57	57
62	59	58	58	57	57	56	56	55
61	58	57	57	56	56	55	55	54
60	57	56	55	55	54	54	53	53
59	55	55	54	54	53	53	52	51
58	54	54	53	52	52	51	51	50
57	53	52	52	51	51	50	49	49
56	52	51	51	50	49	49	48	48

**Farmers Stock Grade Conversion Charts (Continued)**

**B Spanish Type Peanuts Conversion Charts (Continued)**

<b>High Moisture Content Stock Grade Conversion Charts (Spanish Type Peanuts)</b> <b>Grade Factor: Sound Splits</b>								
<b>SS %</b>	<b>HMC 11</b>	<b>HMC 12</b>	<b>HMC 13</b>	<b>HMC 14</b>	<b>HMC 15</b>	<b>HMC 16</b>	<b>HMC 17</b>	<b>HMC 18</b>
1	1	1	2	2	2	2	2	2
2	2	2	2	2	2	2	2	2
3	3	3	3	2	2	2	2	2
4	3	3	3	3	3	3	3	2
5	4	4	4	3	3	3	3	3
6	5	4	4	4	4	3	3	3
7	5	5	5	4	4	4	3	3
8	6	6	5	5	5	4	4	3
9	7	6	6	5	5	5	4	4
10	7	7	6	6	5	5	4	4
11	8	7	7	6	6	5	5	4
12	8	8	7	7	6	6	5	5
13	9	8	8	7	7	6	5	5
14	10	9	8	8	7	6	6	5
15	10	10	9	8	7	7	6	5
16	11	10	9	9	8	7	6	6
17	12	11	10	9	8	7	7	6
18	12	11	10	10	9	8	7	6
19	13	12	11	10	9	8	7	6
20	14	13	12	11	10	9	8	7

**Farmers Stock Grade Conversion Charts (Continued)**

**B Spanish Type Peanuts Conversion Charts (Continued)**

<b>High Moisture Content Stock Grade Conversion Charts (Spanish Type Peanuts)</b> <b>Grade Factor: SMKSS</b>								
<b>SMKSS %</b>	<b>HMC 11</b>	<b>HMC 12</b>	<b>HMC 13</b>	<b>HMC 14</b>	<b>HMC 15</b>	<b>HMC 16</b>	<b>HMC 17</b>	<b>HMC 18</b>
86	86	86	86	85	85	85	84	84
85	85	85	85	84	84	84	83	83
84	84	84	84	83	83	83	82	82
83	83	83	83	82	82	82	81	81
82	82	82	81	81	81	81	80	80
81	81	81	80	80	80	80	79	79
80	80	80	79	79	79	79	78	78
79	79	78	78	78	78	78	77	77
78	78	77	77	77	77	76	76	76
77	77	76	76	76	76	75	75	75
76	75	75	75	75	75	74	74	74
75	74	74	74	74	74	73	73	73
74	73	73	73	73	73	72	72	72
73	72	72	72	72	71	71	71	71
72	71	71	71	71	70	70	70	70
71	70	70	70	70	69	69	69	69
70	69	69	69	68	68	68	68	68
69	68	68	68	67	67	67	67	67
68	67	67	66	66	66	66	66	66
67	66	66	65	65	65	65	65	65
66	65	64	64	64	64	64	64	64
65	63	63	63	63	63	63	63	63
64	62	62	62	62	62	62	62	62
63	61	61	61	61	61	61	61	61
62	60	60	60	60	60	60	60	60
61	59	59	59	59	59	59	59	59
60	58	58	58	58	58	58	58	58
59	57	57	57	57	57	57	57	57
58	56	56	56	56	56	56	56	56
57	55	55	55	55	55	55	55	55
56	54	54	54	54	54	54	54	54
55	53	53	53	53	53	53	53	53
54	52	52	52	52	52	52	52	52
53	50	50	50	50	51	51	51	51
52	49	49	49	49	49	50	50	50

**Farmers Stock Grade Conversion Charts (Continued)**

**B Spanish Type Peanuts Conversion Charts (Continued)**

<b>High Moisture Content Stock Grade Conversion Charts (Spanish Type Peanuts)</b> <b>Grade Factor: Other Kernels</b>								
<b>OK %</b>	<b>HMC 11</b>	<b>HMC 12</b>	<b>HMC 13</b>	<b>HMC 14</b>	<b>HMC 15</b>	<b>HMC 16</b>	<b>HMC 17</b>	<b>HMC 18</b>
1	2	2	2	3	3	3	3	3
2	3	3	3	3	3	4	4	4
3	4	4	4	4	4	4	5	5
4	5	5	5	5	5	5	5	5
5	6	6	6	6	6	6	6	6
6	6	7	7	7	7	7	7	7
7	7	7	7	8	8	8	8	8
8	8	8	8	8	8	9	9	9
9	9	9	9	9	9	9	10	10
10	10	10	10	10	10	10	10	10
11	11	11	11	11	11	11	11	11
12	12	12	12	12	12	12	12	12
13	12	12	13	13	13	13	13	13
14	13	13	13	13	14	14	14	14
15	14	14	14	14	14	14	14	15
16	15	15	15	15	15	15	15	15
17	16	16	16	16	16	16	16	16
18	17	17	17	17	17	17	17	17
19	17	18	18	18	18	18	18	18
20	18	18	18	19	19	19	19	19

**Farmers Stock Grade Conversion Charts (Continued)**

**B Spanish Type Peanuts Conversion Charts (Continued)**

<b>High Moisture Content Stock Grade Conversion Charts (Spanish Type Peanuts)</b> <b>Grade Factor: Total Kernels</b>								
<b>TK %</b>	<b>HMC 11</b>	<b>HMC 12</b>	<b>HMC 13</b>	<b>HMC 14</b>	<b>HMC 15</b>	<b>HMC 16</b>	<b>HMC 17</b>	<b>HMC 18</b>
86	86	85	85	85	85	85	85	84
85	85	85	84	84	84	84	84	83
84	84	84	83	83	83	83	83	83
83	83	83	82	82	82	82	82	82
82	82	82	82	81	81	81	81	81
81	81	81	81	80	80	80	80	80
80	80	80	80	80	79	79	79	79
79	79	79	79	79	79	78	78	78
78	78	78	78	78	78	78	77	77
77	77	77	77	77	77	77	77	77
76	76	76	76	76	76	76	76	76
75	75	75	75	75	75	75	75	75
74	74	74	74	74	74	74	74	74
73	73	73	73	73	73	73	73	73
72	72	72	72	72	72	72	72	72
71	71	71	71	71	71	71	71	71
70	70	70	70	70	70	70	70	70
69	69	69	69	69	69	69	70	70
68	68	68	68	68	69	69	69	69
67	67	67	67	68	68	68	68	68
66	66	66	67	67	67	67	67	67
65	65	65	66	66	66	66	66	66
64	64	65	65	65	65	65	65	65
63	63	64	64	64	64	64	64	64
62	62	63	63	63	63	63	63	64
61	62	62	62	62	62	62	62	63
60	61	61	61	61	61	61	62	62
59	60	60	60	60	60	61	61	61
58	59	59	59	59	59	60	60	60
57	58	58	58	58	59	59	59	59
56	57	57	57	57	58	58	58	58
55	56	56	56	56	57	57	57	57
54	55	55	55	56	56	56	56	57
53	54	54	54	55	55	55	55	56
52	53	53	53	54	54	54	55	55

**Farmers Stock Grade Conversion Charts (Continued)**

**B Spanish Type Peanuts Conversion Charts (Continued)**

<b>High Moisture Content Stock Grade Conversion Charts (Spanish Type Peanuts)</b> <b>Grade Factor: Hulls</b>								
<b>Hulls %</b>	<b>HMC 11</b>	<b>HMC 12</b>	<b>HMC 13</b>	<b>HMC 14</b>	<b>HMC 15</b>	<b>HMC 16</b>	<b>HMC 17</b>	<b>HMC 18</b>
10	10	10	11	11	11	12	12	12
11	11	11	12	12	12	12	13	13
12	12	12	13	13	13	13	14	14
13	13	13	14	14	14	14	15	15
14	14	14	15	15	15	15	15	16
15	15	15	16	16	16	16	16	17
16	16	16	17	17	17	17	17	17
17	17	17	18	18	18	18	18	18
18	18	18	18	19	19	19	19	19
19	19	19	19	20	20	20	20	20
20	20	20	20	21	21	21	21	21
21	21	21	21	21	22	22	22	22
22	22	22	22	22	23	23	23	23
23	23	23	23	23	23	24	24	24
24	24	24	24	24	24	24	24	25
25	25	25	25	25	25	25	25	25
26	26	26	26	26	26	26	26	26
27	27	27	27	27	27	27	27	27
28	28	28	28	28	28	28	28	28
29	29	29	29	29	29	29	29	29
30	30	30	30	30	30	30	30	30
31	31	31	31	31	31	31	31	31
32	32	32	32	32	32	32	32	32
33	33	33	33	33	33	33	33	33
34	34	34	34	34	34	34	34	33
35	35	35	35	35	35	35	34	34
36	36	36	36	36	36	35	35	35
37	37	37	37	37	37	36	36	36
38	38	38	38	38	37	37	37	37
39	39	39	39	39	38	38	38	38
40	40	40	40	40	39	39	39	39

**Farmers Stock Grade Conversion Charts (Continued)**

**B Spanish Type Peanuts Conversion Charts (Continued)**

<b>High Moisture Content Stock Grade Conversion Charts (Spanish Type Peanuts)</b> <b>Grade Factor: Damaged Kernels</b>								
<b>DAM %</b>	<b>HMC 11</b>	<b>HMC 12</b>	<b>HMC 13</b>	<b>HMC 14</b>	<b>HMC 15</b>	<b>HMC 16</b>	<b>HMC 17</b>	<b>HMC 18</b>
0	0	0	0	0	0	0	0	0
1	1	1	1	1	1	1	1	1
2	1	1	1	1	1	1	1	1
3	2	2	2	2	2	2	1	1
4	3	3	2	2	2	2	2	2
5	3	3	3	3	3	3	2	2
6	4	4	4	3	3	3	3	3
7	5	4	4	4	4	3	3	3
8	5	5	5	5	4	4	4	3
9	6	6	5	5	5	4	4	4
10	7	6	6	6	5	5	5	4
11	7	7	7	6	6	5	5	5
12	8	8	7	7	6	6	5	5
13	9	8	8	7	7	6	6	5
14	9	9	8	8	7	7	6	6
15	10	9	9	8	8	7	7	6
16	11	10	10	9	8	8	7	7
17	11	11	10	9	9	8	8	7
18	12	11	11	10	9	9	8	7
19	13	12	11	11	10	9	8	8
20	13	13	12	11	10	10	9	8

**Farmers Stock Grade Conversion Charts (Continued)**

**C Virginia Type Peanuts Conversion Charts**

<b>High Moisture Content Stock Grade Conversion Charts (Virginia Type Peanuts)</b> <b>Grade Factor: Extra Large Kernels</b>								
<b>ELK %</b>	<b>HMC 11</b>	<b>HMC 12</b>	<b>HMC 13</b>	<b>HMC 14</b>	<b>HMC 15</b>	<b>HMC 16</b>	<b>HMC 17</b>	<b>HMC 18</b>
20	18	17	17	16	16	15	15	14
21	19	18	18	17	17	16	16	15
22	20	19	19	18	18	17	17	16
23	21	20	20	19	19	18	17	17
24	22	21	21	20	20	19	18	18
25	23	22	22	21	21	20	19	19
026	24	23	23	22	22	21	20	20
27	25	24	24	23	23	22	21	21
28	26	25	25	24	24	23	22	22
29	27	26	26	25	25	24	23	23
30	28	27	27	26	26	25	24	24
31	29	28	28	27	27	26	25	25
32	30	29	29	28	28	27	26	26
33	31	30	30	29	29	28	27	27
34	32	31	31	30	29	29	28	28
35	33	32	32	31	30	30	29	29
36	34	33	33	32	31	31	30	30
37	35	34	34	33	32	32	31	31
38	36	35	35	34	33	33	32	32
39	37	36	36	35	34	34	33	32
40	38	37	37	36	35	35	34	33
41	39	38	38	37	36	36	35	34
42	40	39	39	38	37	37	36	35
43	41	40	40	39	38	38	37	36
44	42	41	41	40	39	39	38	37
45	43	42	42	41	40	40	39	38
46	44	43	43	42	41	41	40	39
47	45	44	44	43	42	42	41	40
48	46	45	45	44	43	43	42	41
49	47	46	46	45	44	44	43	42
50	48	48	47	46	45	45	44	43
51	49	49	48	47	46	46	45	44
52	50	50	49	48	47	47	46	45
53	51	51	50	49	48	48	47	46
54	52	52	51	50	49	49	48	47
55	53	53	52	51	50	50	49	48
56	54	54	53	52	51	51	50	49
57	55	55	54	53	52	52	51	50

**Farmers Stock Grade Conversion Charts (Continued)**

**C Virginia Type Peanuts Conversion Charts (Continued)**

<b>High Moisture Content Stock Grade Conversion Charts (Virginia Type Peanuts)</b> <b>Grade Factor: Extra Large Kernels (Continued)</b>								
<b>ELK %</b>	<b>HMC 11</b>	<b>HMC 12</b>	<b>HMC 13</b>	<b>HMC 14</b>	<b>HMC 15</b>	<b>HMC 16</b>	<b>HMC 17</b>	<b>HMC 18</b>
58	56	56	55	54	53	53	52	51
59	57	57	56	55	54	53	53	52
60	58	58	57	56	55	54	54	53
61	59	59	58	57	56	55	55	54
62	60	60	59	58	57	56	56	55
63	61	61	60	59	58	57	57	56
64	62	62	61	60	59	58	58	57
65	63	63	62	61	60	59	59	58

**Farmers Stock Grade Conversion Charts (Continued)**

**C Virginia Type Peanuts Conversion Charts (Continued)**

<b>High Moisture Content Stock Grade Conversion Charts (Virginia Type Peanuts)</b> <b>Grade Factor: Fancy</b>								
<b>FANCY %</b>	<b>HMC 11</b>	<b>HMC 12</b>	<b>HMC 13</b>	<b>HMC 14</b>	<b>HMC 15</b>	<b>HMC 16</b>	<b>HMC 17</b>	<b>HMC 18</b>
40	40	40	40	40	40	40	40	40
41	41	41	41	41	41	41	41	41
42	42	42	42	42	42	42	42	42
43	43	43	43	43	43	43	43	43
44	44	44	44	44	44	44	44	44
45	45	45	45	45	45	45	45	45
46	46	46	46	46	46	46	46	46
47	47	47	47	47	47	47	47	47
48	48	48	48	48	48	48	48	48
49	49	49	49	49	49	49	49	49
50	50	50	50	50	50	50	50	50
51	51	51	51	51	51	51	51	51
52	52	52	52	52	52	52	52	52
53	53	53	53	53	53	53	53	53
54	54	54	54	54	54	54	54	54
55	55	55	55	55	55	55	55	55
56	56	56	56	56	56	56	56	56
57	57	57	57	57	57	57	57	57
58	58	58	58	58	58	58	58	58
59	59	59	59	59	59	59	59	59
60	60	60	60	60	60	60	60	60
61	61	61	61	61	61	61	61	61
62	62	62	62	62	62	62	62	62
63	63	63	63	63	63	63	63	63
64	64	64	64	64	64	64	64	64
65	65	65	65	65	65	65	65	64
66	66	66	66	66	66	66	65	65
67	67	67	67	67	67	67	66	66
68	68	68	68	68	68	67	67	67
69	69	69	69	69	69	68	68	68
70	70	70	70	70	69	69	69	69
71	71	71	71	71	70	70	70	70
72	72	72	72	72	71	71	71	71
73	73	73	73	72	72	72	72	72
74	74	74	74	73	73	73	73	73
75	75	75	74	74	74	74	74	74
76	76	76	75	75	75	75	75	75

**Farmers Stock Grade Conversion Charts (Continued)**

**C Virginia Type Peanuts Conversion Charts (Continued)**

<b>High Moisture Content Stock Grade Conversion Charts (Virginia Type Peanuts)</b> <b>Grade Factor: Fancy (Continued)</b>								
<b>FANCY %</b>	<b>HMC 11</b>	<b>HMC 12</b>	<b>HMC 13</b>	<b>HMC 14</b>	<b>HMC 15</b>	<b>HMC 16</b>	<b>HMC 17</b>	<b>HMC 18</b>
77	77	77	76	76	76	76	76	76
78	78	78	77	77	77	77	77	77
79	79	78	78	78	78	78	78	78
80	80	79	79	79	79	79	79	79
81	81	80	80	80	80	80	80	80
82	82	81	81	81	81	81	81	81
83	82	82	82	82	82	82	82	82
84	83	83	83	83	83	83	83	83
85	84	84	84	84	84	84	84	84
86	85	85	85	85	85	85	85	85
87	86	86	86	86	86	86	86	86
88	87	87	87	87	87	87	87	87
89	88	88	88	88	88	88	88	88
90	89	89	89	89	89	89	89	89
91	90	90	90	90	90	90	90	90
92	91	91	91	91	91	91	91	91
93	92	92	92	92	92	92	92	92
94	93	93	93	93	93	93	93	93
95	94	94	94	94	94	94	94	93

**Farmers Stock Grade Conversion Charts (Continued)**

**C Virginia Type Peanuts Conversion Charts (Continued)**

<b>High Moisture Content Stock Grade Conversion Charts (Virginia Type Peanuts)</b> <b>Grade Factor: Foreign Material</b>								
<b>FM %</b>	<b>HMC 11</b>	<b>HMC 12</b>	<b>HMC 13</b>	<b>HMC 14</b>	<b>HMC 15</b>	<b>HMC 16</b>	<b>HMC 17</b>	<b>HMC 18</b>
0	2	2	2	2	2	2	2	3
1	2	2	2	3	3	3	3	3
2	3	3	3	3	3	3	3	4
3	3	3	4	4	4	4	4	4
4	4	4	4	4	4	4	4	5
5	5	5	5	5	5	5	5	5
6	5	5	5	5	5	5	6	6
7	6	6	6	6	6	6	6	6
8	6	6	6	7	7	7	7	7
9	7	7	7	7	7	7	7	7
10	8	8	8	8	8	8	8	8
11	8	8	8	8	8	8	8	8
12	9	9	9	9	9	9	9	9
13	10	9	9	9	9	9	9	9
14	10	10	10	10	10	10	10	10
15	11	11	11	10	10	10	10	10
16	11	11	11	11	11	11	11	11
17	12	12	12	12	12	11	11	11
18	13	12	12	12	12	12	12	12
19	13	13	13	13	13	12	12	12
20	14	14	13	13	13	13	13	13

**Farmers Stock Grade Conversion Charts (Continued)**

**C Virginia Type Peanuts Conversion Charts (Continued)**

<b>High Moisture Content Stock Grade Conversion Charts (Virginia Type Peanuts)</b> <b>Grade Factor: Loose Shelled Kernels</b>								
<b>LSK %</b>	<b>HMC 11</b>	<b>HMC 12</b>	<b>HMC 13</b>	<b>HMC 14</b>	<b>HMC 15</b>	<b>HMC 16</b>	<b>HMC 17</b>	<b>HMC 18</b>
0	0	0	0	0	0	0	0	0
1	1	1	1	1	2	2	2	2
2	2	2	2	2	2	2	2	2
3	3	3	3	3	3	3	3	3
4	4	4	4	4	4	4	4	4
5	5	5	5	5	5	5	5	5
6	6	6	6	6	6	6	6	6
7	6	6	6	6	6	6	6	6
8	7	7	7	7	7	7	7	7
9	8	8	8	8	8	8	8	8
10	9	9	9	9	9	9	9	9
11	10	10	10	10	10	10	10	10
12	10	10	10	10	10	10	10	10
13	11	11	11	11	11	11	11	11
14	12	12	12	12	12	12	12	12
15	13	13	13	13	13	13	13	13
16	14	14	14	14	14	14	14	14
17	15	15	15	15	14	14	14	14
18	15	15	15	15	15	15	15	15
19	16	16	16	16	16	16	16	16
20	17	17	17	17	17	17	17	17

**Farmers Stock Grade Conversion Charts (Continued)**

**C Virginia Type Peanuts Conversion Charts (Continued)**

<b>High Moisture Content Stock Grade Conversion Charts (Virginia Type Peanuts)</b> <b>Grade Factor: Sound Mature Kernels</b>								
<b>SMK %</b>	<b>11</b>	<b>12</b>	<b>13</b>	<b>14</b>	<b>15</b>	<b>16</b>	<b>17</b>	<b>18</b>
84	82	82	82	81	81	80	80	80
83	81	81	80	80	80	79	79	79
82	80	80	79	79	79	78	78	78
81	79	79	78	78	78	77	77	77
80	78	78	77	77	77	76	76	76
79	77	77	76	76	76	75	75	75
78	76	76	75	75	75	74	74	74
77	75	74	74	74	74	73	73	73
76	74	73	73	73	73	72	72	72
75	73	72	72	72	72	71	71	71
74	72	71	71	71	71	70	70	70
73	71	70	70	70	70	69	69	69
72	69	69	69	69	69	68	68	68
71	68	68	68	68	67	67	67	67
70	67	67	67	67	66	66	66	66
69	66	66	66	66	65	65	65	65
68	65	65	65	65	64	64	64	64
67	64	64	64	64	63	63	63	63
66	63	63	63	63	62	62	62	62
65	62	62	62	62	61	61	61	61
64	61	61	61	60	60	60	60	60
63	60	60	60	59	59	59	59	59
62	59	59	59	58	58	58	58	58
61	58	58	57	57	57	57	57	57
60	57	56	56	56	56	56	56	56
59	55	55	55	55	55	55	55	55
58	54	54	54	54	54	54	54	54
57	53	53	53	53	53	53	53	53
56	52	52	52	52	52	52	52	52
55	51	51	51	51	51	51	51	51
54	50	50	50	50	50	50	50	50

**Farmers Stock Grade Conversion Charts (Continued)**

**C Virginia Type Peanuts Conversion Charts (Continued)**

<b>High Moisture Content Stock Grade Conversion Charts (Virginia Type Peanuts)</b> <b>Grade Factor: Sound Splits</b>								
<b>SS %</b>	<b>11</b>	<b>12</b>	<b>13</b>	<b>14</b>	<b>15</b>	<b>16</b>	<b>17</b>	<b>18</b>
1	3	3	3	3	3	3	3	3
2	4	4	4	4	4	4	4	4
3	5	5	5	5	5	5	5	5
4	7	6	6	6	6	6	6	5
5	8	8	7	7	7	7	6	6
6	9	9	8	8	8	8	7	7
7	10	10	10	9	9	8	8	8
8	12	11	11	10	10	9	9	8
9	13	12	12	11	11	10	10	9
10	14	14	13	12	12	11	11	10
11	15	15	14	13	13	12	11	11
12	17	16	15	14	14	13	12	11
13	18	17	16	15	15	14	13	12
14	19	18	17	17	16	15	14	13
15	20	20	19	18	17	16	15	14
16	22	21	20	19	18	17	15	14
17	23	22	21	20	19	17	16	15
18	24	23	22	21	20	18	17	16
19	26	24	23	22	20	19	18	17
20	27	25	24	23	21	20	19	17

**Farmers Stock Grade Conversion Charts (Continued)**

**C Virginia Type Peanuts Conversion Charts (Continued)**

<b>High Moisture Content Stock Grade Conversion Charts (Virginia Type Peanuts)</b> <b>Grade Factor: SMKSS</b>								
<b>SMKSS %</b>	<b>11</b>	<b>12</b>	<b>13</b>	<b>14</b>	<b>15</b>	<b>16</b>	<b>17</b>	<b>18</b>
86	86	86	86	85	85	85	84	84
85	85	85	85	84	84	84	83	83
84	84	84	84	83	83	83	82	82
83	83	83	83	82	82	82	81	81
82	82	82	81	81	81	81	80	80
81	81	81	80	80	80	80	79	79
80	80	80	79	79	79	79	78	78
79	79	78	78	78	78	78	77	77
78	78	77	77	77	77	76	76	76
77	77	76	76	76	76	75	75	75
76	75	75	75	75	75	74	74	74
75	74	74	74	74	74	73	73	73
74	73	73	73	73	73	72	72	72
73	72	72	72	72	71	71	71	71
72	71	71	71	71	70	70	70	70
71	70	70	70	70	69	69	69	69
70	69	69	69	68	68	68	68	68
69	68	68	68	67	67	67	67	67
68	67	67	66	66	66	66	66	66
67	66	66	65	65	65	65	65	65
66	65	64	64	64	64	64	64	64
65	63	63	63	63	63	63	63	63
64	62	62	62	62	62	62	62	62
63	61	61	61	61	61	61	61	61
62	60	60	60	60	60	60	60	60
61	59	59	59	59	59	59	59	59
60	58	58	58	58	58	58	58	58
59	57	57	57	57	57	57	57	57
58	56	56	56	56	56	56	56	56
57	55	55	55	55	55	55	55	55
56	54	54	54	54	54	54	54	54
55	53	53	53	53	53	53	53	53
54	52	52	52	52	52	52	52	52
53	50	50	50	50	51	51	51	51
52	49	49	49	49	49	50	50	50

**Farmers Stock Grade Conversion Charts (Continued)**

**C Virginia Type Peanuts Conversion Charts (Continued)**

<b>High Moisture Content Stock Grade Conversion Charts (Virginia Type Peanuts)</b> <b>Grade Factor: Other Kernels</b>								
<b>OK %</b>	<b>11</b>	<b>12</b>	<b>13</b>	<b>14</b>	<b>15</b>	<b>16</b>	<b>17</b>	<b>18</b>
1	1	1	1	1	1	2	2	2
2	2	2	2	2	2	2	3	3
3	3	3	3	3	3	3	3	4
4	4	4	4	4	4	4	4	4
5	5	5	5	5	5	5	5	5
6	5	6	6	6	6	6	6	6
7	6	6	7	7	7	7	7	7
8	7	7	8	8	8	8	8	8
9	8	8	8	9	9	9	9	9
10	9	9	9	9	10	10	10	10
11	10	10	10	10	11	11	11	11
12	11	11	11	11	11	12	12	12
13	11	12	12	12	12	13	13	13
14	12	13	13	13	13	14	14	14
15	13	13	14	14	14	14	15	15
16	14	14	15	15	15	15	16	16
17	15	15	15	16	16	16	17	17
18	16	16	16	17	17	17	18	18
19	17	17	17	17	18	18	18	19
20	17	18	18	18	19	19	19	20

**Farmers Stock Grade Conversion Charts (Continued)**

**C Virginia Type Peanuts Conversion Charts (Continued)**

<b>High Moisture Content Stock Grade Conversion Charts (Virginia Type Peanuts)</b> <b>Grade Factor: Total Kernels</b>								
<b>TK %</b>	<b>11</b>	<b>12</b>	<b>13</b>	<b>14</b>	<b>15</b>	<b>16</b>	<b>17</b>	<b>18</b>
86	86	85	85	85	85	85	85	84
85	85	85	84	84	84	84	84	83
84	84	84	83	83	83	83	83	83
83	83	83	82	82	82	82	82	82
82	82	82	82	81	81	81	81	81
81	81	81	81	80	80	80	80	80
80	80	80	80	80	79	79	79	79
79	79	79	79	79	79	78	78	78
78	78	78	78	78	78	78	77	77
77	77	77	77	77	77	77	77	77
76	76	76	76	76	76	76	76	76
75	75	75	75	75	75	75	75	75
74	74	74	74	74	74	74	74	74
73	73	73	73	73	73	73	73	73
72	72	72	72	72	72	72	72	72
71	71	71	71	71	71	71	71	71
70	70	70	70	70	70	70	70	70
69	69	69	69	69	69	69	70	70
68	68	68	68	68	69	69	69	69
67	67	67	67	68	68	68	68	68
66	66	66	67	67	67	67	67	67
65	65	65	66	66	66	66	66	66
64	64	65	65	65	65	65	65	65
63	63	64	64	64	64	64	64	64
62	62	63	63	63	63	63	63	64
61	62	62	62	62	62	62	62	63
60	61	61	61	61	61	61	62	62
59	60	60	60	60	60	61	61	61
58	59	59	59	59	59	60	60	60
57	58	58	58	58	59	59	59	59
56	57	57	57	57	58	58	58	58
55	56	56	56	56	57	57	57	57
54	55	55	55	56	56	56	56	57
53	54	54	54	55	55	55	55	56
52	53	53	53	54	54	54	55	55

**Farmers Stock Grade Conversion Charts (Continued)**

**C Virginia Type Peanuts Conversion Charts (Continued)**

<b>High Moisture Content Stock Grade Conversion Charts (Virginia Type Peanuts)</b> <b>Grade Factor: Hulls</b>								
<b>HULLS %</b>	<b>11</b>	<b>12</b>	<b>13</b>	<b>14</b>	<b>15</b>	<b>16</b>	<b>17</b>	<b>18</b>
10	10	10	11	11	11	12	12	12
11	11	11	12	12	12	12	13	13
12	12	12	13	13	13	13	14	14
13	13	13	14	14	14	14	15	15
14	14	14	15	15	15	15	15	16
15	15	15	16	16	16	16	16	17
16	16	16	17	17	17	17	17	17
17	17	17	18	18	18	18	18	18
18	18	18	18	19	19	19	19	19
19	19	19	19	20	20	20	20	20
20	20	20	20	21	21	21	21	21
21	21	21	21	21	22	22	22	22
22	22	22	22	22	23	23	23	23
23	23	23	23	23	23	24	24	24
24	24	24	24	24	24	24	24	25
25	25	25	25	25	25	25	25	25
26	26	26	26	26	26	26	26	26
27	27	27	27	27	27	27	27	27
28	28	28	28	28	28	28	28	28
29	29	29	29	29	29	29	29	29
30	30	30	30	30	30	30	30	30
31	31	31	31	31	31	31	31	31
32	32	32	32	32	32	32	32	32
33	33	33	33	33	33	33	33	33
34	34	34	34	34	34	34	34	33
35	35	35	35	35	35	35	34	34
36	36	36	36	36	36	35	35	35
37	37	37	37	37	37	36	36	36
38	38	38	38	38	37	37	37	37
39	39	39	39	39	38	38	38	38
40	40	40	40	40	39	39	39	39

**Farmers Stock Grade Conversion Charts (Continued)**

**C Virginia Type Peanuts Conversion Charts (Continued)**

<b>High Moisture Content Stock Grade Conversion Charts (Virginia Type Peanuts)</b> <b>Grade Factor: Damaged Kernels</b>								
<b>DAM %</b>	<b>11</b>	<b>12</b>	<b>13</b>	<b>14</b>	<b>15</b>	<b>16</b>	<b>17</b>	<b>18</b>
0	0	0	0	0	0	0	0	0
1	1	1	1	1	1	1	1	1
2	1	1	1	1	1	1	1	1
3	2	2	2	2	2	2	2	2
4	2	2	2	2	2	2	2	2
5	3	3	3	3	3	3	3	3
6	3	3	3	3	3	3	3	3
7	4	4	4	4	4	4	4	4
8	4	4	4	4	4	4	4	4
9	5	5	5	5	5	5	5	5
10	5	5	5	6	6	6	6	6
11	6	6	6	6	6	6	6	6
12	7	7	7	7	7	7	7	7
13	7	7	7	7	7	7	7	7
14	8	8	8	8	8	8	8	8
15	8	8	8	8	8	8	8	8
16	9	9	9	9	9	9	9	9
17	9	9	9	9	9	9	9	9
18	10	10	10	10	10	10	10	10
19	10	10	10	10	10	10	10	10
20	11	11	11	11	11	11	11	11



**PMP-DC Upload File Layout (Transmission File Layout)**

The following table provides upload file layout for PMP-DC.

<b>Data</b>	<b>Format</b>	<b>Description</b>	<b>Comments</b>
Transmission ID	Alpha 3 bytes	Transmission ID	Required. Issued by PSD and used to Identify the transmission package.  <b>Example:</b> AAB
Sheller Package Name	Character 12 bytes	Name of transmission file submitted by the sheller.	Required. "PN" + Transmission ID + "BBS".XXX (file counter starting with '000' each crop year).  <b>Example:</b> PNAAABBS.001
User File Name	Character 12 bytes	Name of the User file	Required. State Code + SID + XXX (file counter starting with '000', each crop year)."MP1".  <b>Example:</b> VA701001.MP1



**MP1 Record Layout**

The following table provides the MP1 record layout for FSA-1007, Inspection Certificate and Calculation Worksheet record descriptor.

<b>Position</b>	<b>Description</b>	<b>Format</b>	<b>Comments/ Data Validations</b>
1-7	1007 Serial Number	N (7)	<p>Cannot be:</p> <ul style="list-style-type: none"> <li>• empty</li> <li>• 0000000.</li> </ul> <p>Duplicate not allowed, except for <b>Void FV-95's (Value in RFS, field 327="F", "L", "M", "S") which will have "1111" + Numeric State Code.</b></p> <p><b>Note:</b> The value can be:</p> <ul style="list-style-type: none"> <li>• right justified with either leading zeroes or blanks</li> <li>• left justified with trailing blanks (any zeroes will be treated as part of the 1007 number).</li> </ul>
8-9	State Code	N (2)	Ensure that State code is valid.
10-12	County Code	N (3)	Ensure that county code is valid.
13-19	Farm Number	N (7)	Greater than 0.
20-23	Filler		
24-28	Buying Point Number	N (5)	63999 indicates that record is a test record and will be excluded from database of valid FS-1007. These records will not be sent to FSIS. Cannot be 00000, 13999, 48999, 51999
29-33	Grading Point Number	N (5)	
34-209	Filler		
210-214	First Buyer Number	N (5)	
215-219	Second Buyer Number	N (5)	
220-224	Third Buyer Number	N (5)	
225-231	SC-95 Serial Number	AN (7)	
232-236	Warehouse Bin No.	AN (5)	
237-240	Peanut Type	N (4)	0073=Runner; 0074=Spanish; 0076=Valencia; 0077=Virginia
241	Segregation (Seg)	N (1)	1, 2, or 3.
242-243	Crop Year	N (2)	<p>Year must be the current CY.</p> <p><b>Note:</b> CY for peanuts starts from August 1 ending July 31 of the following calendar year.</p>

MP1 Record Layout (Continued)

Position	Description	Format	Comments/ Data Validations
244-245	SMK	N (2)	Between 1 and 99
246-247	SS	N (2)	
248-249	Total SMK+SS	N (2)	
250-251	OK	N (2)	
252-253	DK	N (2)	
254-255	Hulls	N (2)	Between 1 and 99
256-258	Total Kernel Hull	N (3)	Must be 99, 100 or 101
259-262	CRMD	N (4)	
263-266	Freeze Damage	N (4)	
267-268	FM	N (2)	
269-270	LSK	N (2)	
271-274	MOIST	N (4)	
275-276	Fancy	N (2)	
277-278	ELK	N (2)	
279-280	Discolored – Valencia	N (2)	
281-282	Broken Kernel – Valencia	N (2)	
283	Visible A Flavus	A (1)	Y or N
284-287	Filler		
288-293	Date of Inspection (mmddyy)	N (6)	Required - must contain a date with format – <b>mmddyy</b>
294-299	Date of FV-95 Record Entered (mmddyy)	N (6)	Required - must contain a date with format - <b>mmddyy</b>
300-306	Weight With Vehicles	N (7)	Greater than “Weight of Vehicle”
307-313	Weight of Vehicles	N (7)	Must be numeric greater than zero
314-319	Net Weight	N (6)	Can be less than the difference between “Weight with Vehicles” and “Weight of Vehicles”. “Net Weight” must be greater than zero.
320-326	Value Per Pound	N (7)	
327	Voided Reason Code (Formerly named, Return Farm Seed)	A (1)	N = for not voided V = Void FSA-1007 Voiding reason codes: F = Voided SC-95 L = No Sale - FM/LSK M = No Sale - Moisture S = No Sale - Grade
328-334	Supersede 1007	N (7)	Indicates the FSA-1007 that was superseded. The superseded record will be removed from the valid record. Superseded record can be transmitted as voided record.
335-340	Transmittal Number (yyymmdd)	N (6)	Required - must contain a date with format - <b>yyymmdd</b>

**MP1 Record Layout (Continued)**

<b>Position</b>	<b>Description</b>	<b>Format</b>	<b>Comments/ Data Validations</b>
341-343	Warehouse Code	N (3)	
344-437	Filler		
438-446	Authentication Code	N (9)	FSIS Grader Authentication Code, if applicable
447-455	Filler		
456	Unreceipted/Stored Applicant	N (1)	
457-462	Unreceipted/Stored Pounds Sold	N (6)	
463-468	Unreceipted/Stored Percent	N (6)	Optional
469-475	Unreceipted/Stored Seg. Value	N (7)	Optional
476-498	Filler		
499	Commercial – Applicant	N (1)	
500-505	Commercial – Pounds Sold	N (6)	
506-511	Commercial – Percent	N (6)	
512-518	Commercial – Seg. Value	N (7)	
519-527	Commercial Marketing Assessment (Research & Promotion Fee)	N (9)	
528-541	Filler		
542	Receipted – Applicant	N (1)	
543-548	Receipted – Pounds Sold	N (6)	
549-557	Filler		
558-564	Receipted Tax or Service Fee	N (7)	Optional
565-606	Filler		
607-615	Receipted - Total Amount	N (9)	Optional
616-623	Filler		
624- 632	Receipted Seg Value	N(9)	Optional
633-743	Filler		
744-750	Split1007	N (7)	Optional
751-768	Reserved		

**Notes:** Positions labeled “Filler” are currently not used and should be ignored.

Data fields that are optional may be blank or zero.

