

FSA HANDBOOK

General Program Administration

To access the transmittal page click on the short reference

For State and County Offices

SHORT REFERENCE

1-FLP (Revision 1)

UNITED STATES DEPARTMENT OF AGRICULTURE
Farm Service Agency
Washington, DC 20250

UNITED STATES DEPARTMENT OF AGRICULTURE

Farm Service Agency
Washington, DC 20250

General Program Administration 1-FLP (Revision 1)	Amendment 210
--	----------------------

Approved by: Deputy Administrator, Farm Loan Programs



Amendment Transmittal

A Reasons for Amendment

Subparagraph 169 C has been amended to revise the process to obtain FMMI access.

Exhibit 4 has been amended to update the required State Supplements.

Exhibit 17 has been amended to update the FLP interest rates.

Page Control Chart		
TC	Text	Exhibits
	7-33, 7-34	4, page 1 17, pages 1, 2

Table of Contents

Page No.

Part 1 Introduction and Purpose

1	Purpose and Sources of Authority	1-1
2	Related References.....	1-2
3	FLP Forms.....	1-4
4	FLP Organizational Structure.....	1-7
5	RD Business Center Contacts.....	1-11
6-20	(Reserved)	

Part 2 FLP Authorities

21	Overview	2-1
22	General Delegation Requirements.....	2-2
23	State Office and Service Center Authorities.....	2-4
24	Delegating Appraisal Authority	2-7
25	Delegating Loan Approval Authority	2-8
26	Delegating Loan Servicing Authority	2-11
27	Maintaining Approval Authority.....	2-12
28	Credit Quality Standards	2-14
29	Maximum Loan Authorities.....	2-15
30-40	(Reserved)	

Part 3 Miscellaneous Procedures and Systems

41	Nondiscrimination in FLP.....	3-1
41.5	Obtaining Direct Loan Servicing Applications.....	3-6.9
42	Appeals	3-6.10
43	Debarment and Suspension	3-10.5
44	Collecting and Coding Ethnicity, Race, and Gender Information.....	3-12
45	Allocating Loan Program Funds	3-14
46	Maintaining Borrower Addresses and Service Center Office Codes.....	3-19
47	Ensuring Borrower Compliance With Restrictions on Lobbying.....	3-20.5
48	Credit Reports	3-24
49	DLS	3-27
50	GLS	3-29
51	FOCUS.....	3-31
52	ADPS	3-32
53	CAIVRS	3-40.5
54	Farm Loan Programs Data Mart	3-42
55	Type of Assistance and Fund Codes.....	3-42
56-59	(Reserved)	
60	Interest Rates.....	3-53
61	FLP Debt Reporting to Credit Bureaus.....	3-53
62-100	(Reserved)	

Table of Contents (Continued)

Page No.

Part 4 Supervised Bank Accounts

101	Overview.....	4-1
102	Establishing a Supervised Bank Account.....	4-3
103	Supervised Bank Account Transactions and Monitoring.....	4-5
104	Closing Accounts.....	4-8
105-120	(Reserved)	

Part 5 Planning and Performing Construction and Other Development

121	Overview.....	5-1
122	Borrower Requirements for Preparing a Construction and Development Plan....	5-2
123	Review of Proposed Construction and Development Plans.....	5-7
124	Inspections.....	5-9
125	Changing the Planned Development.....	5-11
126	Surety Bonds.....	5-12
127-140	(Reserved)	

Part 6 Appraisals

141	General Appraisal Requirements.....	6-1
142	Appraisal Reports.....	6-11
143	FSA Review of Appraisal Reports.....	6-15
144	Appeals of Decisions Based on Appraisals.....	6-23
145	Appraiser Qualifications.....	6-27
146	Appraiser Training Requirements.....	6-28
147	Training Requirements for Performing Administrative Appraisal Reviews.....	6-32
148	Release of Appraisal Report.....	6-33
149-160	(Reserved)	

Part 7 PLCE's

161	Overview.....	7-1
162	Primary Roles and Responsibilities Needed for PLCE.....	7-4
163	Understanding PLCE.....	7-8
164	Allocating PLCE Funds.....	7-12
165	Obtaining PLCE Items.....	7-15
166	Processing Routine Loan Account Maintenance "Non-contractual" PLCE's.....	7-18
167	Processing Micropurchase PLCE's.....	7-22
168	Processing PLCE Contractual Items.....	7-28
169	FMMI.....	7-33
170	Correcting or Changing FMMI Transactions.....	7-34
171	Stopping, Canceling, or Replacing Payments and Requesting Emergency Payments.....	7-35
172-200	(Reserved)	

Table of Contents (Continued)

Page No.

Part 8 Supervised Credit

Section 1 Introduction

201	Overview	8-1
202	Borrower Responsibilities	8-3
203-220	(Reserved)	

Section 2 Farm Assessment

221	Overview	8-41
222	Elements of an Initial Assessment.....	8-42
223	Annual Review and Assessment Update.....	8-51
224-240	(Reserved)	

Section 3 Farm Operating Plan

241	Overview	8-85
242	Developing Farm Operating Plans	8-86
243	Revising Farm Operating Plans.....	8-92
244-246	(Withdrawn--Amend. 67)	
247-250	(Reserved)	

Section 4 Borrower Account Classification

251	Overview	8-101
252	Borrower Account Classification System	8-103
253-260	(Reserved)	

Section 5 Year-End Analysis

261	Overview	8-121
262	Preparing for the Year-End Analysis	8-122
263	Minimum Requirements of the Analysis.....	8-123
264-400	(Reserved)	

Table of Contents (Continued)

Page No.

Part 9 Internal Controls

Section 1 FLPRA

401	Overview	9-1
402	FLPRA Review Process	9-3
403	State Office Reporting Requirements.....	9-4
404	National Office Reporting Requirements	9-5
405-440	(Reserved)	

Section 2 DD FLP Oversight

441	General Provisions	9-77
442	DDORS	9-77
443	Responsibilities	9-84
444	DDORS Organization Updates	9-86

Table of Contents (Continued)

Exhibits

1	Reports, Forms, Abbreviations, and Redelegations of Authority
2	Definitions of Terms Used in This Handbook
3	Menu and Screen Index
4	State Supplements
5	Forms List
6	Regional Appraiser Area of Responsibility Map
7	Delegating FLP Authority
8-11	(Reserved)
12	Discrimination Complaint E-mail Clearance System
13	Instructions for E-Mail to the National Office for Discrimination Complaint Status
13.5	Servicing Settlement Claimants and National Office FLP Programmatic Review
14	(Withdrawn--Amend. 193)
15	(Withdrawn--Amend. 183)
16	Type of Assistance, Fund, and Kind Codes
17	FLP Rates
18	List of Available Reports
19-20	(Reserved)
21	PLCE Roles and Responsibilities
22	Accessing IAS for New users
23	Creating IQ-Program Loan Cost Fund Requisitions
24	Agency Representative for Micropurchase (ARMP) Request for Delegation
25	Program Authority for PLCE Goods and Services and Recoverability of PLCE's After September 30, 2010
26	Program Authority to Request Contract Services and Make Noncontractual Payments - Recoverability of PLCE's - Before October 1, 2010
27	(Withdrawn--Amend. 136)
27.5	(Withdrawn--Amend. 136)
28	Alternative Production and Marketing Price Determination Guide
29-34	(Reserved)
35	(Withdrawn--Amend. 94)
36	DD FLP Oversight Review User Guide
37, 38	(Reserved)
39	Simplified Farm Real Estate SOW
40	Statement of Work Addendum for Potential Liquidation Value Appraisals
41	Farm Real Estate - SOW
42	Simplified Non-Farm Real Estate Appraisal - SOW
43	(Withdrawn--Amend. 206)
44	Chattel Appraisal - SOW
45	(Withdrawn--Amend. 206)
46-49	(Reserved)

Table of Contents (Continued)

Exhibits (Continued)

50	Direct Loan Appraisal Assignment Guidelines
51	Dairy Addendum to FSA Appraisal Guidelines
52	Hog Addendum to FSA Appraisal Guidelines
53	Poultry Addendum to FSA Appraisal Guidelines
54-59	(Reserved)
60-62	(Withdrawn--Amend. 177)
63	(Reserved)
64	Appraisal Engagement Letter
65	(Reserved)
66	Applicant/Borrower Notification of Appraisal
67	Appraisal Award Log
68	Appraisal Rotation List
69	(Withdrawn--Amend. 206)

Part 1 Introduction and Purpose

1 Purpose and Sources of Authority

A Handbook Purpose

[7 CFR 761.1(d)] This part describes the Agency's general and administrative policies for its guaranteed and direct Farm Loan Programs. In general, this part addresses issues that affect both guaranteed and direct loan programs.

This handbook is designed to assist FSA in understanding:

- general and administrative regulations governing FLP's
- roles and responsibilities in implementing those regulations and other general and administrative responsibilities.

B Sources of Authority

The sources of authority for this handbook include:

- 7 CFR Part 761 and other regulations that may be referenced throughout this handbook
- the various laws and statutes passed by Congress, including CONACT.

C Regulation References

Text in this handbook that is published in the CFR is printed in **bold** text. The CFR citation is printed in brackets in front of the text. The references and text:

- are intended to highlight the requirement spelled out in CFR
- may be used to support FSA adverse decisions.

*--D FLP Objectives

7 CFR Parts 761 through 767 set forth FSA's regulations for FLP's. **The objective of these programs is to provide supervised credit and management assistance to eligible farmers to become owners or operators, or both, of family farms, to continue such operations when credit is not available elsewhere, or to return to normal farming operations after sustaining substantial losses as a result of a designated or declared disaster. These regulations apply to loan applicants, borrowers, lenders, holders, Agency personnel, and other parties involved in making, guaranteeing, holding, servicing, or liquidating such loans. The programs are designed to allow those who participate to transition to private commercial credit or other sources of credit in the shortest period of time practicable through the use of supervised credit, including farm assessments, borrower training, market placement, and borrower graduation requirements.--***

2 Related References

A Related FSA Handbooks

The following FSA handbooks concern FLP.

IF the area of concern is about...	THEN see...
State and county organization and administration policies, procedures, principles, and standards, such as work organization	16-AO.
civil rights compliance and administration for FSA programs	18-AO.
appeals and mediation	1-APP.
State and county records management	32-AS.
policies and procedures for the acquisition of supplies, equipment, and services	42-AS.
common management and operating provisions for program management activities, functions, and automated applications, such as forms that cannot be accepted by FAX	1-CM.
environmental requirements	1-EQ.
processing collections and canceling loan checks and payments	3-FI.
guaranteed loan making and servicing	2-FLP.
--direct loan making--	3-FLP.
direct loan regular or routine servicing	4-FLP.
direct loan special servicing and inventory property management	5-FLP.
the Emergency Loan Seed Producers Program, Horse Breeder Loan Program, ITLAP, SALP, Land Contract Guarantee Program, and servicing of minor loan programs	6-FLP.
debt collection and resolution	7-FLP.
procedures for making records available to the public, other Federal agencies, and Congress	2-INFO.
procedures for collecting, maintaining, or disclosing data or information about an individual	3-INFO.
personnel management, such as employee conflict of interest	3-PM.
employee development and training	6-PM.

B Helpful Links

The Helpful Links web site at https://fsaintranet.sc.egov.usda.gov/flp/links_0515.htm provides links to useful web sites.

For FLP-related historical directives, including notices and Administrative Notices, click <http://www.fsa.usda.gov/FSA/flpNotices?area=newsroom&subject=landing&topic=foi-er-flp>.

For training information, visit the Farm Loan Programs Training SharePoint site at https://usdagcc.sharepoint.com/sites/fsa-0a/field-office/Farm_Loan_Programs_Training.

2 Related References (Continued)

C State Supplements

See Exhibit 4 for State supplements required by this handbook. SED's are authorized to issue State supplements to this handbook in addition to State supplements listed in Exhibit 4.

Note: Additional State supplements may:

- **not** be issued to simply state verbatim, policies already established in the national handbook
- be issued:
 - when the national handbook does not provide complete guidance
 - to provide additional guidance for employees with limited experience
 - when State law requirements are not specifically addressed in the national handbook.

SED's shall:

- issue required supplements, and any additional supplements, according to 1-AS, paragraph 216
- obtain approval of State supplements according to 1-AS, paragraph 220
- ~~submit for prior approval State supplements requiring the use of State-modified national forms and State-created forms~~

Exception: State-specific FSA-2029's do not require issuance of State supplement.

- follow guidance in subparagraph 3 H for clearance of State modified national forms and State-created forms. ~~submit for prior approval~~

3 FLP Forms

A Form References

--Except as provided in this paragraph, this handbook references forms according to the forms numbering system that became effective December 31, 2007. Forms executed before-- December 31, 2007, may have a number different from that referenced. See Exhibit 5 for a comparison of form numbers before and after December 31, 2007.

Note: See Exhibit 1 for titles of forms referenced in this handbook.

With the exception of FSA-2510, FSA-2512, and FSA-2514, form numbers are not referenced in CFR (**bold**) text. CFR refers to forms by either:

- the common name of the form

Example: CFR may state “a promissory note” instead of stating “FSA-2026”.

- purpose or the information collected.

Example: CFR may state “a conservation contract” instead of stating “FSA-2535”.

This handbook may refer to the following forms by title and/or form number.

Form Number	Form Title
FSA-2026	Promissory Note
FSA-2543	Shared Appreciation Agreement

B FSA-2029

All references to FSA-2029 within this handbook are intended as a reference to the applicable State-specific Mortgage or Deed of Trust. State-specific Mortgages or Deeds of Trust are available on the FFAS Employee Forms/Publications Online Website at <http://intranet.fsa.usda.gov/dam/ffasforms/forms.html> and are numbered FSA-2029 “ST”.

Notes: “ST” represents the appropriate State acronym.

SED is not required to issue a State supplement for the State-specific version of FSA-2029.

C Notary Acknowledgement

Forms do not include preprinted text for the Notary Acknowledgement because numerous States have State-specific laws establishing required text. Therefore, a fillable text area is provided under the “Acknowledgement” heading. SED’s shall issue State supplements providing the appropriate Notary Acknowledgement text to be inserted.

3 FLP Forms (Continued)

D Applicant and Borrower Signatures

Forms completed by applicants or borrowers include a signature box to accommodate multiple signatures. Separate signature lines are not provided because the number of signatures required for an entity applicant or borrower cannot be determined in advance. Instructions for completing forms will provide guidance to applicants or borrowers on signature requirements.

Forms prepared by FSA for the applicant or borrower’s signature include a fillable area instead of preprinted signature lines. County Offices shall insert a signature line and the name of each applicant, borrower, entity member, or other individual required to sign the form.

SED’s shall issue a State supplement addressing State-specific signature requirements.

*--Scanned and FAXed signatures are acceptable on all FLP forms except those summarized in the following table. An original wet pen and ink signature is required, or a digital signature completed with a platform that provides for a 2-factor authentication process and authorized by DAFLP.

Forms Requiring Original Signatures or an Authenticated Digital Signature	
FSA-2025	Notification of Approval Terms and Conditions and Borrower Responsibilities
FSA-2026	Promissory Note
FSA-2028	Security Agreement
FSA-2029	Mortgage/Deed of Trust
FSA-2043	Assignment of Proceeds from the Sale of Dairy Products and Release of Security Interest
FSA-2044	Assignment of Income
FSA-2140	Deposit Agreement
FSA-2313	Notification of Loan Approval and Borrower Responsibilities
FSA-2465	Assignment, Acceptance, and Release (Wool and Mohair)
FSA-2489	Assumption Agreement
FSA-2570	Offer to Convey Security

Note: Mortgages/Deed of Trusts are subject to local requirements that may prohibit the use of digital signatures and require an original wet pen and ink signature. Local OGC should be consulted regarding policies on proper signatures for recorded documents.--*

3 FLP Forms (Continued)

E State-Modified National Forms

State and County Offices shall use national forms unless their use is prohibited by State law. In such cases, the State Office may modify the national form. Follow guidance in subparagraph H for obtaining clearance for State-modified national forms.

Note: State-modified national forms based on national forms will be made available on the FFAS Employee Forms/Publications Online Website at <http://intranet.fsa.usda.gov/dam/ffasforms/forms.html> with the same form number as the national form, followed by the State acronym.

3 FLP Forms (Continued)

F State-Created Forms

State Offices may create forms, as necessary, when a national form is not available. State-created forms shall be assigned a 5-digit number establishing linkage to the appropriate FLP handbook, followed by the State acronym, according to the following.

IF the form pertains to...	THEN the form number shall be...
more than one FLP handbook	FSA-2000-1 ST, FSA-2000-2 ST, FSA-2000-3 ST, etc.
1-FLP	FSA-2100-1 ST, FSA-2100-2 ST, FSA-2100-3 ST, etc.
2-FLP	FSA-2200-1 ST, FSA-2200-2 ST, FSA-2200-3 ST, etc.
3-FLP	FSA-2300-1 ST, FSA-2300-2 ST, FSA-2300-3 ST, etc.
4-FLP	FSA-2400-1 ST, FSA-2400-2 ST, FSA-2400-3 ST, etc.
5-FLP	FSA-2500-1 ST, FSA-2500-2 ST, FSA-2500-3 ST, etc.
6-FLP	FSA-2600-1 ST, FSA-2600-2 ST, FSA-2600-3 ST, etc.
--7-FLP	FSA-2700-1 ST, FSA-2700-2 ST, FSA-2700-3 ST, etc.--

Notes: “ST” represents the appropriate State acronym.

Before using State-created forms imposing information collections on 10 or more--* persons per year, State Offices shall work with the National Office to obtain OMB approval.

State-created forms will be made available on the FFAS Employee Forms/Publications Online Website at <http://intranet.fsa.usda.gov/dam/ffasforms/forms.html>--*

G Other Sources of Forms

FSA does not provide forms that establish an agreement or contract between applicants/borrowers and third parties only, such as leases. Advise applicants/borrowers to obtain such forms from other sources, such as Extension Service, on-line services, attorney, etc.

3 FLP Forms (Continued)

*--H Clearance of State-Modified National Forms and State-Created Forms

The following provides guidance on obtaining approval of State-modified and State-created forms.

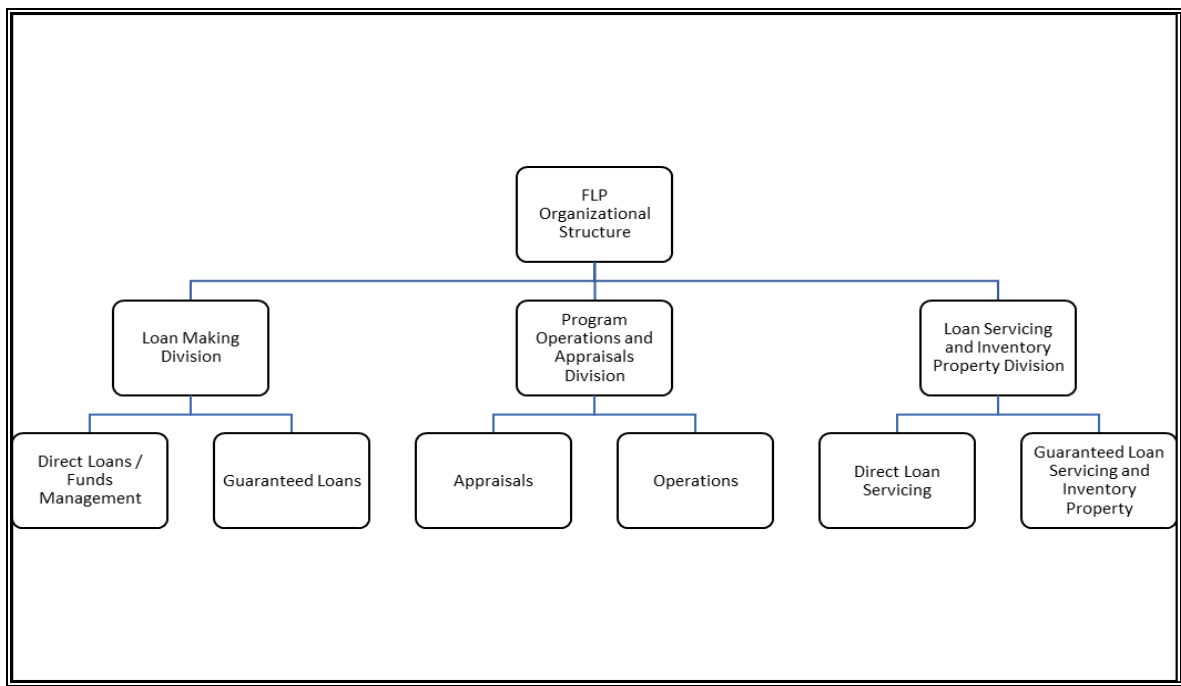
Instrument	State Office Action	National Office Action
<p>New State-modified and State-created forms.</p>	<p>In SDMS, submit the following for prior approval:</p> <ul style="list-style-type: none"> • State supplement that requires using the form <p>Note: Submit separately all the State supplements for forms in the 2000 series.</p> <ul style="list-style-type: none"> • electronic or scanned copy of National or State-created form, providing modifications needed • revised instructions for completion for National form, if applicable; or instructions for completion for State-created form. <p>Notes: Include margins, font size, and any other specific requirements for forms that will be filed.</p> <p>State-obtained OGC approval of form may be requested during National Office review.</p>	<ul style="list-style-type: none"> • Coordinate the development of the form with the appropriate National Office area. • Review and ensure nondiscrimination, privacy act, and public burden statements are included, as needed. • Send proposal to State for approval. • Coordinate uploading form and instructions for completion to http://intranet.fsa.usda.gov/dam/ffasforms/forms.html when state supplement is approved.
<p>Existing State-modified and State-created forms</p>	<p>In SDMS, submit the following for prior approval:</p> <ul style="list-style-type: none"> • electronic or scanned copy of form indicating needed changes • electronic or scanned copy of instructions for completion, as needed • State supplement that requires using the form, only if changes are needed. 	<ul style="list-style-type: none"> • Review and ensure that current nondiscrimination, privacy act, and public burden statements are included, as needed. • Send proposal to State for approval. • Coordinate uploading form and instructions for completion to http://intranet.fsa.usda.gov/dam/ffasforms/forms.html.

--*

4 FLP Organizational Structure

A National Office FLP Organizational Structure

The following is the National Office FLP organizational structure.



B Contacts for the Office of the Deputy Administrator

The following provides the address for the Office of the Deputy Administrator.

For USPS delivery	For FedEx or UPS delivery
USDA FSA DAFLP STOP 0520 1400 INDEPENDENCE AVE SW WASHINGTON DC 20250-0520	USDA FSA DAFLP ROOM 3605 SOUTH BUILDING 1400 INDEPENDENCE AVE SW WASHINGTON DC 20250-0520

Note: County Offices shall address questions to the State Office. State Offices shall contact the National Office as needed.

The following provides names, titles, and telephone numbers for the Office of the Deputy Administrator.

Office of the Deputy Administrator		
Name	Title	Telephone Number
William Cobb	Deputy Administrator	202-720-4671
Melody Hinmon	Administrative Support Specialist	202-720-4671
Dana Richey	Assistant Deputy Administrator	202-260-8163
*--Abraham Atansuyi	Assistant to the Deputy Administrator	202-690-0756
Houston Bruck	Advisor to the Deputy Administrator	202-650-7874--*

4 FLP Organizational Structure (Continued)

C LMD Contacts

The following provides names, address, and telephone numbers for LMD.

For USPS delivery	For FedEx or UPS delivery
USDA FSA DAFLP LMD STOP 0522 1400 INDEPENDENCE AVE SW WASHINGTON DC 20250-0522	USDA FSA DAFLP LMD ROOM 3629 SOUTH BUILDING 1400 INDEPENDENCE AVE SW WASHINGTON DC 20250-0522

Note: County Offices shall address questions to the State Office. State Offices shall contact the National Office as needed.

Office of the Director		
Name	Title	Telephone Number/Address
--Vacant--	Director	* * *
James Jackson	Deputy Director	202-692-4940
Faith Carter	Program Analyst	202-692-5255
Mike Moore	Assistant to the Director	202-690-0651
--Direct Loan Making and Funds Management Branch--		
Raenata Walker-Cohen	Branch Chief	202-205-0682
*--Matthew Christian	Senior Loan Officer	423-788-2007
Darlene Gonzalez	Senior Loan Officer	202-401-9143
Ryan Lindbom	Senior Loan Officer	701-893-2219--*
Lora Morris	Senior Loan Officer	202-692-4912
Md Mutaleb	Senior Loan Officer	202-720-3168
Ann Smith	Senior Loan Officer	202-720-1656
Branigan Snyder	Senior Loan Officer	202-690-0214
Jennifer Thompson	Senior Loan Officer	202-720-8474
*--Robert White	Senior Loan Officer	785-564-4759
Guaranteed Loan Making Branch		
Vacant--*	Branch Chief	* * *
Misty Crigger	Senior Loan Officer	202-690-5297
Steve Ford	Senior Loan Officer	202-304-7932
Matthew Henderson	*--Senior Loan Officer--*	202-720-5847
Nicole Massey	Senior Loan Officer	202-401-0143

4 FLP Organizational Structure (Continued)

D POAD Contacts

The following provides names, address, and telephone numbers for POAD.

For USPS delivery	For FedEx or UPS delivery
USDA FSA DAFLP POAD STOP 0521 1400 INDEPENDENCE AVE SW WASHINGTON, DC 20250-0521	USDA FSA DAFLP POAD ROOM 3622 SOUTH BUILDING 1400 INDEPENDENCE AVE SW WASHINGTON, DC 20250-0521

Note: County Offices shall address questions to the State Office. State Offices shall contact the National Office as needed.

Office of the Director		
Name	Title	Telephone Number/Address
--Vacant--	Director	* * *
Niki Chavez	Deputy Director	202-690-6129
Cynthia Pawlikowski	Assistant to the Director	202-720-0900
Appraisals Branch		
*--Donald Howard	Branch Chief	503-404-1131
Scott Anderson	Staff Appraiser MW Region	309-164-1486 Milan USDA Service Center 3020 1 st Ave. E Milan, IL 61264
Jolene Brod	Staff Appraiser MW Region	920-843-6106 Appleton USDA Service Center 3369 W Brewster St. Appleton, WI 54914-1602
Thomas Dellinger	Staff Appraiser SE Region	828-737-0128 Avery Conservation District Office 140 Cranberry St. Newland, NC 28657
James Fisher	Staff Appraiser NE Region	614-255-2456 Delaware USDA Service Center 557 Sunbury Rd., Suite C Delaware, OH 43015
Robert Fleming	Supervisor Review Appraiser – Southeast (SE) States covered: AL, AR, FL/VI, GA, LA, MS, NC, PR, SC, and TN	803-696-3410 Manning USDA Service--* Center 7 W Rigby St. Manning, SC 29102

4 FLP Organizational Structure (Continued)

D POAD Contacts (Continued)

Appraisals Branch		
Name	Title	Telephone Number/Address
*--Steven Glonek	Staff Appraiser MW Region	608-662-4422 Ext. 159 Wisconsin State Office 8030 Excelsior Dr., Suite 100 Madison, WI 53717
Michael Glynn	Staff Appraiser MW Region	217-608-5019 Hillsboro USDA Service Center 1621 Vandalia Rd., Suite A Hillsboro, IL 62049
Nathan Goddard	Staff Appraiser NE Region	413-253-4504 Massachusetts State Office 451 West St. Amherst, MA 01002
David Hansen	Staff Appraiser W Region	801-524-4533 Utah State Office 125 South State Street, Rm 3202 Salt Lake City, UT 84138
Gary Harris	Supervisor Review Appraiser – West (W) States covered: AK, AZ, CA, CO, HI, ID, KS, MT, ND, NE, NM, NV, OK, OR, SD, TX, UT, WA, WY	573-624-5939 Ext. 3126 or 573-891-3126 Dexter USDA Service Center 18450 Ridgeview Lane Dexter, MO 63825
Sherry Hulsey	Staff Appraiser NE Region	270-524-5631 Ext. 108 Munfordville USDA Service Center 809 Main Street Munfordville, KY 42765
Mike Ittel	Supervisor Review Appraiser – Midwest (MW) States covered: IA, IL, IN, MI, MN, MO, and WI	320-251-7800, Ext. 117 Stearns USDA Service Center 110 2nd Street South, Suite 125 Waite Park, MN 56387
Dennis Judkins	Staff Appraiser MW Region--*	515-331-8455 or 515-254-1540 Ext. 8455 Iowa State Office 10500 Buena Vista Court Urbandale, IA 50322

4 FLP Organizational Structure (Continued)

D POAD Contacts (Continued)

Appraisals Branch		
Name	Title	Telephone Number/Address
Thomas King	Staff Appraiser *--SE Region	662-270-4317 Starkville USDA Service Center 510 Highway 25 North, Suite 1 Starkville, MS 39759
Phillip Parmer	Staff Appraiser SE Region	256-773-6541 Hartselle USDA Service Center 3120 Highway 36 West Hartselle AL 35640
Anthony Payne	Staff Appraiser MW Region	317-295-5950 Indiana State Office 598 Lakeside Blvd. Indianapolis, IN 46278
George Pless	Staff Appraiser SE Region	704-680-3540 Salisbury USDA Service Center 2727 B Old Concord Road Salisbury, NC 28146
Everett Purrington	Staff Appraiser W Region	509-717-3269 Ephrata USDA Service Center 2145 Basin Street Ste A Ephrata, WA 98823
Russel Rice	Staff Appraiser NE Region	304-422-9072 Parkersburg USDA Service Center 91 Boyles Lane Parkersburg, WV 26104
Lloyd Richardson II	Staff Appraiser SE Region	843-773-3851 Florence USDA Service Center 215 Third Loop Road, Suite 200 Florence, SC 29505
Chad Rudd	Staff Appraiser W Region	580-540-3924 Enid USDA Service Center 1216 W. Willow Road, Ste. C Enid, OK 73703
Terrence Smith	Staff Appraiser MW Region	507-405-3674 Rochester USDA Service Center--* 1485 Industrial Drive Rochester, MN 55906

4 FLP Organizational Structure (Continued)

D POAD Contacts (Continued)

Appraisals Branch		
Name	Title	Telephone Number/Address
Juan Soto	Staff Appraiser *--SE Region	787-294-1615 FSA County Office 654 Munoz Eivera Avenue Suite 829 San Juan, PR
Steen Stone	Staff Appraiser W Region	308-392-3499 Grand Island USDA Service Center 703 South Webb Road, Suite A Grand Island, NE 68803
Chris Tarr	Supervisor Review Appraiser – Northeast (NE) States covered: CT, DE, KY, MA, ME, MD, NH, NJ, NY, PA, OH, RI, VA, and WV	315-835-6034 Seneca Falls USDA Service Center 2041 US Route 20, Suite 1 Seneca Falls, NY 13148
Jeff Williams	Staff Appraiser SE Region	423-775-2272 Dayton USDA Service Center--* 201 Main Street, Suite 101 Dayton, TN 37321
Operations Branch		
Fernando Pineiro	Branch Chief	202-720-2558
Linda Baldwin	Program Analyst	202-720-5489
Lorraine Campbell	Senior Writer/Editor	202-690-2850
Jennifer Haley	Program Analyst	202-720-9898
Shwe Htee	Program Assistant	202-690-2549
Tracy Jones	Agricultural Loan and Grants Program Specialist	202-720-6771
Kristina Martorano	Program Analyst	202-690-2517
--Kim Nguyen	Program Analyst--	
Dirk Nysveen	Senior Loan Officer	701-893-2239
Marquita Peoples	Program Analyst	202-720-8320
Brian Rueckl	Senior Loan Officer	920-845-3014
Gretchen Thomas	National Office FLP Training Coordinator	205-650-3373

4 FLP Organizational Structure (Continued)

E LSPMD Contacts

The following provides names, address, and telephone numbers for LSPMD.

For USPS delivery	For FedEx or UPS delivery
USDA FSA DAFLP LSPMD STOP 0523 1400 INDEPENDENCE AVE SW WASHINGTON DC 20250-0523	USDA FSA DAFLP LSPMD ROOM 3627 SOUTH BUILDING 1400 INDEPENDENCE AVE SW WASHINGTON DC 20250-0523

Note: County Offices shall address questions to the State Office. State Offices shall contact the National Office as needed.

Office of the Director Branch E-mail: RA.dwashing2.FSA-AdmException		
Name	Title	Telephone Number
Craig Nehls	Director	202-720-0628
--J. Lee Nault--	Deputy Director	202-720-6834
Sheila Oellrich	Assistant to the Director	202-720-2990
Tyneca Jefferies	Program Support Assistant	202-720-1984
Direct Loan Servicing Branch e-mail SM.FSA.DCWa2.AdmException or adminexception@usda.gov e-mail SM.FSA.DCWa2.DirectLoans or fsa-directloans@wdc.usda.gov		
Bruce Mair	Branch Chief	202-720-1645
Mary Durkin	Senior Loan Officer	202-720-1658
Susan (Sue) Eilertson	Program Analyst	202 690-9142
--Carolyn Estrada	Senior Loan Officer	419-447-7071 Ext. 2903--
Edwin Granell	Senior Loan Officer	202-690-0648
Sharilyn Hashimoto	Senior Loan Officer	202-720-2743
Tracy Hidde	Senior Loan Officer	202-720-5319
Creg Ivison	Senior Loan Officer	202-720-1557
Jacqueline King	Program Analyst	202-720-2820
--Janet Kramer	Senior Loan Officer	785-336-3543 Ext. 125--

4 FLP Organizational Structure (Continued)

E LSPMD Contacts (Continued)

Guaranteed Loan Servicing and Inventory Property Management Branch		
Name	Title	Telephone Number
Jeff King	Branch Chief	202-720-1651
--Steven Dusek--	Senior Loan Officer	580-928-3113 Ext. 3018
Megan Everswick	Senior Loan Officer	202-720-7205
Carol Hoyt	Senior Loan Officer	479-968-3497 Ext. 119
Rebecca Minter	Senior Loan Officer	202-690-9200
Timothy Reimer	Senior Loan Officer	402-443-4106 Ext. 103
Theresa Rice	Senior Loan Officer	202-720-7862

*--5 RD Business Center Contacts

A RD Business Center Contact Information

The following provides name, address, telephone, and FAX numbers for the main points of contact in the RD Business Center.--*

Note: There are now different contacts for Direct Loan Servicing and Guaranteed Loan Servicing.

B Direct Loan Servicing

The following provides the Direct Loan Servicing address.

For USPS Delivery	For FedEx or UPS Delivery
USDA Rural Development *--RD Business Center, FaSB, FC-1311 Building 104 4300 Goodfellow Blvd. #1321 St. Louis, MO 63120-1703	USDA Rural Development Attn: RD Business Center FaSB, FC-1311--* Building 105E - Dock Delivery 4300 Goodfellow Blvd. St. Louis, MO 63120-1703

--5 RD Business Center Contacts (Continued)--

B Direct Loan Servicing (Continued)

The following provides contact information for the Direct Loan, FaSB.

Direct Loan, FaSB Telephone Number 314-457-6404 ECM FAX Number 314-457-4539			
Name	Title	Telephone Number	State Assignment
Ryan Loewe	Branch Chief	314-457-4263	
*--Vacant	Section I Supervisor		
Vacant	Section II Supervisor		
Joseph Council	Accountant	314-679-6837	AR, MN, OK
Samuel Kayser	Accountant	314-679-6734	NE, PR
Antoinette Taylor	Accountant	314-457-4070	ND, TX
Karen King	Accountant	314-679-6623	NV, WI
Shauntae Swan	Accounting Technician	314-457-5950	AK, NH, WY--*
Kathleen Farid	Accounting Technician	314-679-6826	AZ, FL, IA, KY, MD, MT, VI, VT
Lawrence Mullen	Accounting Technician	314-679-6834	CA, IN, LA, OH, RI, SC, SD, UT, VA
Barbara Lee	Accounting Technician	314-679-6846	CO, GU/WP, IL, KS, MA, NY, PA, TN
Byron Luster	Accounting Technician	314-679-6848	AL, DE, ME, MI, NC, NM, WA, WV
Nora Nelson	Accounting Technician	314-457-4131	CT, GA, HI, ID, MO, MS, NJ, OR

***--Note:** For EFT validations, call the Disbursements Branch main line at 314-457-4031.--*

--5 RD Business Center Contacts (Continued)--

C Guaranteed Loan Servicing

The following provides the Guaranteed Loan Servicing address.

For USPS, FedEx, or UPS Delivery
USDA, Rural Development *--Guaranteed Commercial Branch, FC-1321 RD Business Center, Building 104--* 4300 Goodfellow Blvd St. Louis, MO 63120

*--The following provides names and contact information for the RD Business Center – Guaranteed Commercial Branch.

RD Business Center-Servicing Office-Guaranteed Commercial Branch (GCB)--* Main Line 314-457-6402 ECM Fax Number 314-457-4539			
Name	Title	Telephone Number	Assignments
Sharon Sachs	Branch Chief	314-679-6804	
Richard Lahr	RD Lead Accountant	314-457-4206	
Kim Dixon	Accountant	314-457-4325	RD programs only
Katrina Holloway	Accountant	314-457-4080	RD programs only
--Carrie Walker	Accountant	314-457-4201	RD programs only--
Monique Kelly	FSA Lead Accountant	314-457-4103	MN, WV
Cameron Balentine	Accountant	314-457-4045	AR, IA, LA, NY, OK, OR, TN
Mary Jordan	Accounting Technician	314-679-6831	AZ, CA, CO, CT, DE, FL, GA, IL, KS, ME, MD, MA, MT, NE, NH, NM, NV, RI, SC, SD, VT, AK, HI, WP, VI, PR
Barbara Jungenberg	Financial Specialist	314-679-6805	AL, ID, IN, KY, MI, MS, MO, ND, NC, NJ, OH, PA, TX, UT, VA, WA, WI, WY

--5 RD Business Center Contacts (Continued)--

D Debt Collection

The following provides the DCIB address.

For USPS Delivery	For FedEx or UPS Delivery
USDA - RURAL DEVELOPMENT DEBT COLLECTION IMPROVEMENT BRANCH, FC-1331 *--RD BUSINESS CENTER, BUILDING 104 4300 GOODFELLOW BLVD. ST. LOUIS, MO 63120	USDA - RURAL DEVELOPMENT ATTN: <i>(Insert Name)</i> , RD BUSINESS CENTER/DCIB, FC-1331--* BUILDING 105E - DOCK DELIVERY 4300 GOODFELLOW BLVD. ST. LOUIS, MO 63120

The following provides contact information for DCIB.

DCIB Telephone Number 314-679-6870 ECM FAX Number 314-457-4478 FAX Number 844-587-2958 DCIB E-Mail Address: RD.NFAOC.DCIB@STL.USDA.GOV			
Name	Title	Telephone Number	Assignments
Lisa Randolph	Branch Chief	314-679-6851	
Karen Warr	Lead Accountant	314-457-4291	DCIA Status Reports; Treasury Report on Receivables; Problem Case Resolution; Coordinate IT Development Initiatives
Donald Folston	Accountant, Task Source	314-457-4351	Adhoc Reporting; DCIA Support
Kim Gant	Accounting Technician, Task Source	314-457-4053	RD (non-SFH) Proof of Debt, RD Disputes, and Returned to Agency Debts; RD AMAS Bills
Wyvone Haymon	Accountant	314-679-6864	FLP TOP Timeline Notifications and ADPS Screen Messages; FLP Cross Servicing Tasks, Recalls, Repayment Agreements, and Compromise Offers; FLP and RD CAIVRS; FLP and RD Do Not Pay
Katina Mims	Accountant	314-679-6833	FLP TOP and DCIA Referrals; FLP TOP Weekly Updates; FLP and RD Commercial Credit Bureau Reporting; FLP Federal Salary Offset
Timothy Oge	Accountant	314-679-6844	FLP Cross Servicing Support; FLP Cross Servicing Proof of Debt and Disputes; FLP Cross Servicing Referrals
Jose Ramirez	Accountant	314-457-5930	RD BP Loss Adds; MFH Unauthorized Assistance DCIA Referrals; RD AWG Hearings/Billing; RD IAA/MOU AWG Hearings; RD Unauthorized Assistance Cross Servicing Collections; RD (non-SFH) Reconciliation TOP/Cross Servicing

--5 RD Business Center Contacts (Continued)--

D Debt Collection (Continued)

Name	Title	Telephone Number	Assignments
Charles Spencer	Accountant	314-679-6868	FLP TOP Refunds (FSA-2722); FLP Debt Exposure Report; FLP DOJ Listings and Fees; Bankruptcy Notifications; RD (non-SFH) DCIA Processes; FLP Internal Administrative Offset (IAO) Reporting; FLP IAO Refund Notifications
Shanna Wakefield	Accountant	314-457-4027	

E Program Reporting

The following provides PRB address.

For USPS Delivery	For FedEx or UPS Delivery
USDA, RURAL DEVELOPMENT, *--RD BUSINESS CENTER, PRB, FC-1332 BUILDING 104 4300 GOODFELLOW BLVD # 1332 SAINT LOUIS MO 63120-1703	USDA, RURAL DEVELOPMENT ATTN: <i>(Insert Name)</i> , RD BUSINESS CENTER,--* PRB, FC-1332 BUILDING 105E - DOCK DELIVERY 4300 GOODFELLOW BLVD ST. LOUIS, MO 63120

The following provides contact information for PRB.

PRB Telephone Number 314-457-4310 FAX Number 1-844-241-4641			
Name	Title	Telephone Number	Assignments
Debra Deters	Branch Chief	314-457-4307	
Jessica Ly	Lead Accountant	314-457-4319	County Information File
Timothy Orf	Lead Accountant	314-457-4256	RC 573, RC 593, RC 595, RC 597, RC 661
Jaemi Lovellette	Accountant	314-457-4321	RC 960/961; FSA-2585; FSA-2065, IRS Form 1098, IRS 1099-A
Raymond Metcalf	Accountant	314-457-4323	RC 531, RC 533, RC 534, RC 535, RC 540, RC 541, RC 565, RC 606, RC 655, RC 676, RC 830, RC 980/981; IRS Form 1099-G
Kendra Hill	Pathways Intern	314-679-6875	RC 542, RC 543, RC 547, RC 970/971; IRS Form 1099-C

***--5 RD Business Center Contacts (Continued)**

F Disbursements Branch

The following provides the Disbursements Branch address.

Mailing Address
USDA, RURAL DEVELOPMENT DISBURSEMENTS BRANCH, FC-1412 RD BUSINESS CENTER-FINANCE OFFICE 4300 GOODFELLOW BLVD ST. LOUIS, MO 63120

The following provides contact information for the Disbursements Branch.

Note: For EFT validations, call the Disbursements Branch main line at 314-457-4031.

Disbursements Branch--*		
Main Line 314-457-4031		
ECM FAX Number 314-457-4371		
Name	Title	Telephone Number
Sharon Maull	Branch Chief	314-457-4146
***	***	***
Charles Butler	Accountant	314-457-4173
JoAnn Fults	Accountant	314-457-4025
Erin Greco	Accountant	314-679-6728
Donna Rogers	Accountant	314-457-4213
Seth Wheatley	Accountant	314-679-6677
Lisa Bray	Financial Specialist	314-457-4034
Cynthia McCarrell	Financial Specialist	314-457-4304
Curtis Hunt	Accounting Technician	314-457-4093
Kelly Oliver	Accounting Technician	314-457-4036

G * Collections Branch**

The following provides *** Collections Branch address.

Mailing Address
USDA/RURAL DEVELOPMENT *--RD BUSINESS CENTER, CB, FC-1411--* 4300 GOODFELLOW BLVD ST. LOUIS, MO. 63120-1703

--5 RD Business Center Contacts (Continued)--

G * * * Collections Branch (Continued)

The following provides contact information for the * * * Collections Branch.

* * * Collections Branch Main Line 314-457-4023 ECM FAX Number 314-457-4370			
Name	Title	Telephone Number	State Assignment
Candy Wall	Branch Chief	314-457-4017	
CeSandra Shumpert	Accountant Team Leader	314-457-4035	
Janet Pearson	Financial Specialist	314-457-4004	AL, AR, CT, DE, GA, HI, ID, IN, IA, LA, ME, MI, PA, RI
Nicole Loepker	Accountant	314-679-6624	AZ, NE, NV, NJ, NM, NC, ND, TN
BethAnn Willis	Accountant	314-457-4054	CO, MS, MO, NH, OR, SC, VT, WI, WY
Becky Crossin	Accountant	314-457-4033	AK, CA, FL, IL, KS, KY, MN, MT, OH, OK, SD, TX, UT, VI, WP, PR
Meghna Tanna	Accountant	314-457-6856	MD, MA, NY, VA, WA, WV
Julie Carlson	Accountant	314-457-4022	
William Shelton	Lockbox Accounting Technician	314-457-4019	
*--Obinwa Anugwo	Accounting Technician	314-457-4039	
Eddie Jones	Accounting Technician	314-457-4181--*	

6-20 (Reserved)

Part 2 FLP Authorities

21 Overview

A Purpose

This Part provides information and guidance on:

- FSA's authority to administer FLP
- delegating loan approval, loan servicing, and appraisal authorities
- redelegating SED authority
- maximum loan approval authority by grade and position
- maximum loan limits.

B Program Authority

CONACT, Section 339 provides the Secretary of Agriculture authority to issue regulations and make delegations of authority as necessary to administer FLP. The Secretary delegated FLP authorities to the Under Secretary for FFAS in 7 CFR 2.16. The Under Secretary further delegated these authorities to the FSA Administrator in 7 CFR 2.42. The Administrator delegates authorities to SED's, as applicable.

[7 CFR 761.1] (a) The Administrator delegates the responsibility to administer Farm Loan Programs of the Consolidated Farm and Rural Development Act (7 U.S.C. 1921 et seq.) to the Deputy Administrator for Farm Loan Programs subject to any limitations established in 7 CFR 2.16 (a) (2) and 7 CFR 2.42.

***--(b) The Deputy Administrator:**

(1) Delegates to each State Executive Director within the State Executive Director's jurisdiction the authority, and in the absence of the State Executive Director, the person acting in that position, to act for, on behalf of, and in the name of the United States of America or the Farm Service Agency to do and perform acts necessary in connection with making and guaranteeing loans, such as, but not limited to, making advances, servicing loans and other indebtedness, and obtaining, servicing, and enforcing or releasing security and other instruments related to the loan. For actions that do not result in a loss to the Farm Service Agency, a State Executive Director may redelegate authorities received under this paragraph to a Farm Loan Chief, Farm Loan Specialist, District Director, Farm Loan Manager, or Senior Farm Loan Officer, Farm Loan Officer, Loan Analyst, Loan Resolution Specialist, or Program Technician.

(2) May establish procedures for further redelegation or limitation of authority.--*

CONACT, Section 376 provides the Secretary of Agriculture authority to use CED's to make and service FLP loans to the extent CED's have been trained to do so.

22 General Delegation Requirements

A General Provisions

The following general provisions apply to FLP delegations of authority.

- SED shall consult with FLC before issuing, revising, or revoking delegations of authority.
- Authority should be delegated to the lowest level possible, consistent with employee training and experience, program requirements, and available resources.
- All delegations of authority must be in writing; the format provided in subparagraph B may be used.

Note: When a delegation is made to a specific individual, a specific memorandum must be sent to that person, with copies maintained in the appropriate files. However, if SED delegates a position, such as “All DD’s” or “All FLP Specialists”, then a State Supplement to the handbook should be issued establishing the delegation. Only positions should be used and not individual names.

- An employee who has been delegated an authority listed in Exhibit 7, may not redelegate their authority to another employee.

Note: This does not apply when designating acting officials.

- Once authority is delegated, it is retained until revised or revoked according to subparagraph C.

Notes: See subparagraph 27 A for information about the impact of a change in grade or position on loan approval authority.

*--A new delegation of SED authorities granted according to Exhibit 7 (loan approval, servicing, and appraisal authority) is not required when SED, FLC, or FLM who issued the original delegation changes. The new SED, FLC, or FLM may modify delegations according to subparagraph C.

However, re delegation of SED authorities granted according to Exhibit 1 must be completed when a permanent SED changes. Redelegations are not required for individuals serving as acting SED.--*

- Delegated authority for procurement of appraisal services is obtained from the AMD Director. The AMD Director may revoke the delegation.

22 General Delegation Requirements (Continued)

B Sample Delegation Letter

The following letter may serve as a template for delegating authority.

<p>To: Name Title</p> <p>Subject: Delegation of Authority</p> <p>In my authority as (Title of Delegator), I hereby delegate to you the following authority(ies):</p> <ul style="list-style-type: none"> • _____ • _____ • _____. <p>This/these delegation(s) will continue until revoked or revised in writing.</p> <p>(Signature)</p> <p>(Title)</p> <p>(Date)</p> <p>cc: State Office (2 copies)</p>

C Revising and Revoking Delegated Authority

SED, FLC, or FLM may revise or revoke any authority they have delegated to an employee as justified by the employee’s performance and need for the authority. FLM or FLC may ~~not~~ revise or revoke any authority delegated by SED. For existing employees, any revision or revocation of authority must be in writing. When an individual’s authority is reduced or revoked, the employee must be given specific reasons for the action.

Delegated authorities for employees who resign or retire are automatically revoked and written documentation is not necessary.~~not~~*

D Delegation of Authority for APOC

APOC delegation is provided according to subparagraph 141 J.

23 State Office and Service Center Authorities**A Overview**

FSA's decisions to approve or reject a loan or servicing request have broad implications for the applicant or borrower and FSA. These decisions affect the applicants' lives, the achievement of program objectives, and FSA's risk exposure. Therefore, it is imperative that certain authorities be limited to those employees who have met the training and experience requirements and have been formally delegated authority.

B State Office Employees

FLP authorities, except those in Exhibit 7, subparagraph A, are inherent to the position for FLC, FLS, and DD. FLC may delegate authorities in Exhibit 7, subparagraph B to AS, LOA, or LRS, who have demonstrated experience and have received adequate training.

C Service Center Employees

FLP authorities, except those in Exhibit 7, subparagraph A, are inherent to the positions of FLM and SFLO. FLM and SFLO may delegate authorities in Exhibit 7, subparagraph B to FLO, LOA, or PT.

Authorities listed in Exhibit 7, subparagraph B may be delegated to other Service Center employees, if necessary, based on the State organizational structure, as follows:

- FLM, in consultation with CED, may delegate authorities to CO PT's
- SED, in consultation with FLC, may delegate authorities to CED's who are deemed by them to have demonstrated experience and have received adequate training.

***--Note:** FLOT's are FLO's in training, therefore, may be delegated authorities according to Exhibit 7 as proficiencies are demonstrated. Caution should be taken, however, not to overburden FLOT's with duties not associated with their current position.--*

23 State Office and Service Center Authorities (Continued)

D Acting Officials

Acting officials, other than SED, have the inherent authorities of their regular position and the inherent authorities of the acting position, unless otherwise restricted on the designation document. An acting designation does not increase an employee's loan approval authority.

*--However, SED may increase the loan approval authority in the following circumstances:

- FLO-GS-11 who is acting FLM for an extended period of time, because of a vacancy or illness, to that of FLM-GS-11 or FLM-GS-12 level, if justified by the employee's performance and FSA's need
- FLM-GS-12 or SFLO-GS-12 who is acting DD for an extended period of time, because of a vacancy or illness, to that of DD-GS-13 level, if justified by the employee's performance and FSA's need.

The loan approval authority for employees temporarily promoted, according to 3-PM, paragraph 47, will increase for the duration of the temporary promotion.

Note: The acting FLM will be designated according to 16-AO, subparagraph 287 E.

When a permanent SED is not appointed, or a permanent SED is on extended leave because of illness or other unforeseen reasons, an acting SED is authorized to approve:

- loans up to the maximum limits established in subparagraph 29 D
- actions which will result in a loss to the Government.

Acting SED during routine office absences of an appointed SED does not have these authorities.--*

23 State Office and Service Center Authorities (Continued)

D Acting Officials (Continued)

The following letter may serve as a template for designating acting officials.

<p>To: Name Title</p> <p>Subject: Delegation of Authority</p> <p>You are hereby designated to serve as Acting (Title of Delegator), from (Starting Date) to (Ending Date). I hereby delegate to you all rights, privileges, and powers of the position (except the following:</p> <ul style="list-style-type: none"> • _____ • _____ • _____.) <p>(Signature)</p> <p>(Title)</p> <p>(Date)</p> <p>cc: State Office (2 copies)</p>

E Limitations on Inherent Authorities

SED must:

- provide a State Office employee, FLM, or SFLO written notification of any limitations on inherent authorities
- limit inherent authorities of employees selected as DD, FLS, FLM, or SFLO who have not completed required training.

* * *

24 Delegating Appraisal Authority

A General Requirements

Only SED's may delegate appraisal authority according to Exhibit 7, subparagraph A. SED's may delegate appraisal authority to FSA employees who have completed the required training and have the necessary experience.

B Chattel Appraisals

SED may delegate chattel appraisal authority to employees who have completed the training requirements in subparagraph 145 A.

C Administrative Appraisal Reviews

SED may delegate authority to complete administrative appraisal reviews to employees who have completed the training requirements in subparagraph 143 B.

25 Delegating Loan Approval Authority

A Receiving Approval Authority

Loan approval authority must be obtained by:

- employees hired as FLO's
- employees who have not been previously delegated loan approval authority and are selected for a DD or FLS position
- CED's designated to obtain loan approval authority according to subparagraph C.

To obtain loan approval authority, employees must:

- complete Phase 1 of the FLOT program according to 6-PM, Part 13

***--Note:** All trainees required to obtain loan approval authority, except GS-11 FLO's or GS-12 FLM's hired under Direct Hiring Authority (DHA) as defined in Exhibit 2, have 1 calendar year to complete Phase 1, which includes:

- state orientation training
- required training and testing, as stated in 6-PM, subparagraph 198 A
- additional trainings required in 6-PM, subparagraph 194.5 A
- hands-on loan docket preparation training.

DHA-hired FLO or FLM employees have 6 months from the hiring date to complete Phase 1.

Phase 2 will not begin until Phase 1 training and testing requirements have been met.

- complete Phase 2 of the FLOT program as follows:
 - FLO's, FLOT's, and CED's will:
 - meet credit quality standards in subparagraph 28 A on a minimum of 5 but not more than 7 independently prepared files, of which at least 2 must be term loans
 - at the discretion of FLC and the National FLOT coordinator, be required during Phase 2 to submit additional loan files meeting credit quality standards, until the trainee demonstrates the ability to make sound credit decisions

Note: FLC and the National FLOT coordinator will establish the number of additional files required.--*

25 Delegating Loan Approval Authority (Continued)

A Receiving Approval Authority (Continued)

- be placed on a DO if the trainee's 3 of the maximum of 7 independently prepared loan files fail to meet credit quality standards

Note: If the trainee is placed on a DO because of failure to meet credit quality standards on the required independently prepared loan files, this action must be documented in the comments section of FLOTRACK.

- after successful completion of the DO, submit a new set of loan files that meet credit quality standards

Note: If the trainee's 3 of the maximum of 7 independently prepared loan files again fail to meet credit quality standards, follow 6-PM, subparagraph 198 D to determine the next action.

- have 1 calendar year to complete Phase 2 and be delegated loan approval authority
- DHA, FLO, or FLM employees will:
 - meet credit quality standards in subparagraph 28 A on a minimum of 5 but not more than 7 independently prepared files, of which at least 2 must be term loans
 - be placed on a DO if the direct hire's 3 of the maximum of 7 independently prepared loan files fail to meet credit quality standards

Note: If the DHA, FLO, or FLM employee is placed on a DO because of failure to meet credit quality standards on the required independently prepared loan files, this action must be documented in the comments section of FLOTRACK.

- after successful completion of the DO, submit a new set of loan files that meet credit quality standards

Note: If 3 of the maximum of 7 independently prepared loan files again fail to meet credit quality standards, follow 6-PM, subparagraph 198 D to determine the next action.

- have 6 months to complete Phase 2 and be delegated loan approval authority--*

25 Delegating Loan Approval Authority (Continued)

A Receiving Approval Authority (Continued)

•*--DD's and FLS's will:

- meet credit quality standards on a minimum of 3 independently prepared files, of which at least 1 must be a term loan

Notes: Not more than 4 files may be submitted to meet this requirement.

File reviews, as outlined in the following bullet, are in addition to this requirement. Accordingly, there are no substitution options for this requirement to complete and pass independently prepared files.

- submit a minimum of 4 acceptable file reviews

Notes: Not more than 6 file reviews may be submitted to meet this requirement.--*

When recording trainee file reviews in FLOTRACK Docket information, choose "Docket Type":

- File Review - Direct Loan
- File Review - Guaranteed Loan (SEL)
- File Review: PLS.

•*--be placed on a DO if the trainee's:

- 2 of 4 independently prepared loan files fail to meet credit quality standards
- 3 of 6 file reviews are not acceptable

Note: If trainee is placed on a DO due to failure to meet credit quality standards on the independently prepared loan files or file reviews, this action must be documented in the "Comments" section of FLOTRACK.

- after successful completion of the DO, submit a new set of loan files and file reviews that meet credit quality standards

Note: If the trainee's 2 of the maximum of 4 independently prepared loan files again fail to meet credit quality standards, or 3 of the maximum of 6 file reviews are not acceptable, follow 6-PM, subparagraph 198 D to determine next action.

- have 6 months to complete Phase 2 and be delegated loan approval authority.--*

25 Delegating Loan Approval Authority (Continued)

A Receiving Approval Authority (Continued)

*--The files that trainees submit for State Office review and approval must be sufficiently complex to reflect the ability to make sound credit decisions and analyze an applicant's operation. The files submitted must include **all** of the following types of loans:

- direct loans

Note: Trainee may submit no more than **2** Microloans and may not submit youth loans or streamlined loans.

- SEL guaranteed loans only, excluding EZ guarantee requests
- PLS applications.

Notes: In cases where SEL and/or PLS applications are **not** available, FLC may substitute direct loans to meet this requirement, excluding streamlined loans, youth loans, or additional microloans.

When substituting a direct loan for SEL and/or PLS, note "File Substitution for SEL or PLS" in the "Comments" section.

Files submitted for review may include credit actions recommended for approval.--*

B Failure to Receive Loan Approval Authority

Follow 6-PM, subparagraph 198 D if an employee * * * whose position description requires the employee to obtain loan approval authority, or CED designated to obtain loan approval authority, does not successfully meet the criteria in subparagraph A.

C CED Loan Approval Authority

SED's, in consultation with FLC and the appropriate DD, may designate CED's to obtain loan approval authority if CED:

- agrees to maintain competency with ongoing FLP activity
- while completing the FLOT program and working toward obtaining loan approval authority, agrees to have added to the performance plan under Program Management, Execution of Duties, or similar element the following standard, "Successfully completes assigned training and training activities within established timeframes"

25 **Delegating Loan Approval Authority (Continued)****C CED Loan Approval Authority (Continued)**

- is able to perform the duties according to 27-PM, Exhibit 4.4

Note: 27-PM, Exhibit 4.4 will be attached to the CED's position description when loan approval authority has been delegated.

- completes the formal FLOT program
- meets the requirements established in subparagraph A.

CED's, who held FLP loan approval authority **within** the previous 12 months immediately before the SED designation, may submit a statement requesting waiver of additional training. SED, in consultation with FLC and DD, shall determine any training required before CED is delegated loan approval authority.

CED's, who held FLP loan approval authority but **not** within the previous 12 months immediately before the SED designation, must submit the number of independently prepared files required under subparagraph A. SED, in consultation with FLC and DD, shall evaluate the CED's knowledge of **current** FLP loan requirements, financial analysis, and FBP to determine required training before CED is delegated loan approval authority.

D Circumstances for Designating CED's

SED's, in conjunction with FLC, should identify areas of their State that could justify and benefit from CED having loan approval and servicing authority.

The office or area where CED would be designated by SED to obtain loan making and *--servicing approval authority must meet all the following conditions:

- direct and/or guaranteed caseload in the office or area is high, complex, or geographically challenging and FLM, SFLO, or FLP team servicing the office or area needs additional help
- CED has sufficient time for additional responsibilities required to obtain and maintain loan making and servicing authority without negatively impacting CED's current farm program obligations

Notes: The requirement established in subparagraph 27 D will be considered when evaluating this condition.

FLM or SFLO is responsible for managing loan making and servicing activity in Service Centers considered to be Type 1 offices when CED with loan approval authority is headquartered in the office.--*

25 Delegating Loan Approval Authority (Continued)

E COC Concurrence

COC will be required to concur in writing:

- with the additional FLP responsibilities that CED will be incurring
- that while CED is completing the FLOT program and working toward obtaining loan approval authority, has added to the performance plan under Program Management, Execution of Duties, or similar element the following standard, “Successfully completes assigned training and training activities within established timeframes”.

F National Office Approval for CED’s Receiving Loan Approval Authority

SEDs shall submit FSA-2127 to the National Office to request approval for all CEDs designated to obtain loan making and servicing authority by e-mailing the completed *--FSA-2127 to SM.FSA.DCWa2.FLOT. FSA-2127 will include the following:

- circumstances that warrant designating CED to obtain loan approval authority according to subparagraph 25 D
- copy of COC’s written concurrence for CED to assume additional FLP responsibilities
- map designating the districts with FLP Service Centers where CED will assist
- list of FLP Service Center employees, by position, for the office CED will assist.

The National Office will notify SED when DAFO and DAFLP approval has been granted.--*

26 Delegating Loan Servicing Authority

A Delegations to FLO

--FLM’s or SFLO’s may delegate loan servicing authorities to FLO’s according to Exhibit 7, subparagraph B.--

Note: Loan servicing authorities may be delegated to FLOT’s who have the appropriate training and experience. Use caution in delegating authority to employees still in training.

B Delegations to PT

--FLM’s or SFLO’s may delegate loan servicing authorities to PT’s, who have the-- appropriate training and experience, according to Exhibit 7, subparagraph B.

26 Delegating Loan Servicing Authority (Continued)

C Delegations to CED

See 27-PM, Exhibit 4.4 for FLP responsibilities that may be performed by CED's designated by SED to obtain loan servicing authority.

D Delegations to AS, LOA, and LRS

FLC, FLM, or SFLO may delegate loan servicing authorities to AS, LOA, or LRS who has the appropriate training and experience, according to Exhibit 7, subparagraph B.

27 Maintaining Approval Authority

A Employee Who Accepts New FLP Position Within the State

When an FLP employee with loan approval and servicing authority accepts a new FLP position within the State, a new delegation of authority is not required.

Loan approval authority is automatically increased when the employee's grade increases, unless:

- SED issues a new delegation of authority limiting the authority
- the original delegation of authority established limitations on approval authority.

*--B Hires With Prior Loan Approval Authority

A new delegation of authority is required for employees who held FLP loan approval authority in another State before selection to the new position, or for employees who previously held FLP loan approval authority as part of a previous position within the same State. Employees who have moved to another State may submit a copy of the previous delegation letter, and when possible a statement from the previous FLC, addressing the quality of docket reviews based upon credit quality review guidelines.

SED's, in consultation with FLC's, will use this information or review their records to establish the following:

- necessary actions and training for obtaining a current delegation of FLP loan approval authority
- determining whether the employee will be required to submit dockets for credit quality review, and if so, the number of dockets to be submitted to determine whether approval authority will be delegated to the employee.

Note: Docket submission requirements must not exceed those described in subparagraph 25 A.

Employees who have not held FLP loan approval authority within the last year immediately before the selection to the new position must submit and pass independently prepared files for credit quality review as described in subparagraph 25 A.--*

27 Maintaining Approval Authority (Continued)

*--C Maintaining Loan and Servicing Approval Authority

After approval authorities are granted, SED's and FLC's will monitor employees to ensure loan making and servicing actions meet credit quality standards. Loan approval officials must exercise loan making and/or servicing authority annually to satisfy nationwide credit quality standards established in paragraph 28.--*

* * *

D CED's Maintaining Responsibility for FLP Activities

SED, in conjunction with FLC, must determine whether circumstances warranting the granting of loan approval to CED continue to exist according to subparagraph 25 D. If the circumstances warranting the granting of loan approval authority no longer exist, CED should be advised their loan approval authority will be suspended. Suspension of loan approval authority based on these circumstances will not be considered as a performance issue.

CED's, with only loan servicing responsibilities, will be required at a minimum to service 10 case files according to their servicing authorities each year.

To meet the minimum number of files required each year, CED may be required to process cases outside of their immediate County Office area.

Note: Actions that may be counted include, but are not limited to the following:

- PLS
- disaster set-aside
- subordinations
- partial releases.

DD will be responsible for tracking the number of case files on which CED completed loan servicing actions.

E Failure to Maintain Loan Approval Authority

Follow appropriate PM directives for guidance if an employee, whose position description requires the employee to maintain loan approval authority, does not successfully meet the criteria in subparagraphs C and D.

--28 Credit Quality Standards*A Credit Quality Review Requirements**

Credit quality reviews are designed to thoroughly assess a docket on a broad range of items, including underwriting proficiency and adherence to certain programmatic and administrative requirements. To demonstrate continued proficiency, approval officials other than FLS's, FLC's, and DD's are annually required to satisfy credit quality standards on 3 docket reviews using FSA-2103. No more than 4 dockets may be submitted to satisfy this requirement. A docket satisfies credit quality standards if 160 points are awarded with no critical questions being scored Low. An approval official who does not satisfy the minimum credit quality standards for more than 1 docket annually does not satisfy the requirements to maintain approval authority. Further action, including revocation of approval authority and placement on a DO, will be completed by the appropriate supervisory and human resource staff, in consultation with FLC, to determine employee development needs.

Dockets reviewed must be sufficiently complex, as determined by FLC, to reflect the employee's ability to make sound credit decisions and adequately analyze an applicant's operation. Dockets eligible for formal credit quality review may include direct loans, SEL guaranteed loans, PLS requests, and direct subordination requests, that were independently prepared by the approval official in the same fiscal year of the formal credit quality review. No more than 2 microloan dockets and 1 direct subordination request may be used to satisfy the annual credit quality requirements. Youth loans, streamlined loans, and PLP, CLP, and EZ guarantee requests are not eligible for review.

Dockets selected for review by FLC will typically be those that were independently prepared and formally approved by the employee being reviewed. However, at the discretion of FLC, dockets that were only recommended for approval by an employee, but formally approved by a different loan officer, may be substituted. If a substituted docket fails to satisfy credit quality standards, the FLC or designee will review the docket and completed FSA-2103 to determine if the docket failed for reasons that were reasonably within the control of the loan official who formally approved the request. Any docket that fails due to reasons within the control of the loan official who approved the request will count towards both recommending official's and the approval official's annual credit quality review requirements. This provision does not apply to FLS's, FLC's, or DD's until FY 2022.

Loans reviewed for formal credit quality purposes may be either pre-approval reviews or post-approval reviews, as determined by FLC. If a formal review is completed pre-approval, the review official must wait to finalize the review until loan closing documents have been completed. Only 1 request per applicant can be used for formal credit quality review purposes, regardless of the number of requests included in a credit action; for example, an applicant is approved for an FO, OL, and PLS in a single credit action. In this situation, only 1 request can be used to satisfy the requirements of this paragraph.--*

--28 Credit Quality Standards (Continued)*B Exceptional Previous Performance**

Approval officials who satisfy credit quality review standards outlined in subparagraph 28 A with a score of 180 points or more on all docket reviews the previous fiscal year have reduced credit quality review requirements for future years. Approval officials who demonstrate this level of performance on independently prepared dockets are required to pass 1 docket annually with a score of at least 180 without critical questions being scored Low. If the docket reviewed does not meet this standard, the requirements outlined in subparagraph 28 A will be in effect.

Note: FY 2020 credit quality review requirements for many States formally required a reduced number of docket reviews for employees who demonstrated exceptional performance during previous credit quality reviews. Employees who otherwise would have been subject to reduced reviews under a credit quality amendment previously approved the National Office qualify for treatment under the provisions of subparagraph 28 B in FY 2021.

C Credit Quality Review Procedures

FLC's are responsible for coordinating annual credit quality reviews and developing a plan to ensure that all review processes are completed before the end of the fiscal year. FLC's will create and share the plan with loan staff by April 30 of each year. Dockets selected for formal credit quality review will be determined by FLC and must have been approved in the same fiscal year of the credit quality review; however, specific files for review do not need to be identified by April 30. Plans may include types of files to be reviewed, timing of reviews, identification of reviewers, and methodology of reviews. Plans may be communicated with loan staff informally via conference call or e-mail, or more formally using a notice or amendment.

FLC's must first coordinate the credit quality reviews of employees with lower approval authority levels. This is necessary to determine if sufficient independently prepared and approved dockets are available to satisfy the requirements of subparagraph 28 A for those employees. Docket selection and review requirements for loan approval officials with higher loan limits may be affected by the results of credit quality reviews completed on dockets where the employee served as the approval official only.

FLC's are responsible for identifying review officials who will complete credit quality reviews. Formal credit quality reviews will typically be completed by State Office employees with delegated loan approval authority. However, at the discretion of FLC, FLM's who are subject to reduced credit quality reviews according to subparagraph 28 B may also be eligible to complete formal credit quality reviews for loan officers. FLC's are encouraged to involve trainees and other loan staff to observe the review process for training and employee development purposes when appropriate.--*

--28 Credit Quality Standards (Continued)*C Credit Quality Review Procedures (Continued)**

The nationally developed and maintained FSA-2103 is the only review questionnaire authorized for use in formal credit quality review evaluations. Results of State-developed supplemental review forms must not be used to determine an approval official's receipt or maintenance of approval authorities. Completed FSA-2103 review questionnaires must be shared with the employee and their supervisor and be stored in State operational files. FSA-2103 review questionnaires will not be placed in a borrower case file.

Results of annual credit quality reviews for the previous fiscal year will be submitted to DAFLP by October 31 of each year. The reporting format and method will be provided by DAFLP.

D Service Center Reviews

Annually for each service center, the FLC or designee will review at least:

- 2 restructured accounts, if available
- 2 approved loan requests from CLP or PLP lenders, if available
- 2 loan denials, if available.

These reviews will be completed using FSA-2103 when possible.

The purpose of these reviews conducted in accordance with this subparagraph is to ensure continued proper processing of these requests and to identify potential training needs. Therefore, the scores and results of these reviews will not typically affect an employee's approval authorities. However, at the discretion of FLC, restructured account reviews may be used to satisfy an approval official's annual credit quality review requirements.

Note: FSA-2103 is designed to be used solely for the purpose of evaluating approved requests. Accordingly, loan denial reviews are not required to be evaluated using FSA-2103. While a formal review template is not available, reviews should focus on determining if a proper and timely loan denial decision was made and communicated effectively with the applicant and/or lender.

States will submit to DAFLP by October 31 of each year a report detailing account reviews completed during the previous fiscal year. The reporting format and method will be provided by DAFLP.--*

--28 Credit Quality Standards (Continued)*E FLS Credit Quality Review Requirements**

Beginning in FY 2022, to demonstrate continued proficiency, FLS's are required to satisfy annual credit quality standards on 2 loan docket reviews using FSA-2103. No more than 3 dockets may be submitted to satisfy this requirement. While docket complexity standards remain the same as those outlined in subparagraph 28 A, dockets selected for review may include those where the FLS served as the approval official only and did not prepare the docket independently. Additionally, an FLS that does not prepare and/or approve an adequate number of credit actions may substitute 1 or more of the docket requirements with independently completed credit quality file reviews. Additional details on FLS credit quality review requirements will be made available before FY 2022.

F FLC and DD Credit Quality Review Requirements

Beginning in FY 2022, to demonstrate continued proficiency, FLC's and DD's are required to satisfy annual credit quality standards on 2 loan docket reviews using FSA-2103. No more than 3 dockets may be submitted to satisfy this requirement. While docket complexity standards remain the same as those outlined in subparagraph 28 A, dockets selected for review may include those where the FLC or DD served as the approval official only and did not prepare the docket independently. Additionally, an FLC or DD that does not prepare and/or approve an adequate number of credit actions may substitute 1 or more of the docket requirements with independently completed credit quality file reviews. Additional details on FLC and DD credit quality review requirements will be made available before FY 2022.

G Reinstatement of Approval Authority

Employees whose approval authority has been revoked as a result of a failure to maintain credit quality standards may have authority reinstated if they complete all required additional assigned training and satisfy credit quality review standards described in this paragraph on 3 consecutive dockets.

H Continuing Education Requirements

Employees who deliver FLP are strongly encouraged to complete at least one continuing education training activity each year. The training activity may include completing FSA-developed courses available in AgLearn, participating in National Office FLP hot topics training, or any other available courses in financial analysis and production management, such as:

- Extension Service webinars and workshops
- non-FSA developed AgLearn courses
- ABA or Farm Credit sponsored workshops and seminars
- local community college workshops.--*

*--28 Credit Quality Standards (Continued)

H Continuing Education Requirements (Continued)

FSA-developed courses in AgLearn include the following.

Course Title	Target Audience
Structuring Agricultural Loans (AgLearn ID# FSA-HQ-DAFLP-19)	<ul style="list-style-type: none"> • loan approval officials with less than 3 years experience • FLOT's
Problem Loan Identification and Workout (AgLearn ID # FSA-HQ DAFLP-20)	employees with loan approval authority
Financial Statement Consolidation (AgLearn ID# FSA-HQ-DAFLP-21)	
Lender File Reviews (AgLearn ID# FSA-HQ-DAFLP-LenderFileReview)	<ul style="list-style-type: none"> • employees currently enrolled in FLOT training
Servicing Bankrupt Borrowers (AgLearn ID# FSA-HQ-DAFLP-ServicingBankrupt)	<ul style="list-style-type: none"> • loan approval officials, AS, loan analyst, and LRS with less than 3 years experience

Note: The FLP Training SharePoint site at https://usdagcc.sharepoint.com/sites/fsa-0a/field-office/Farm_Loan_Programs_Training includes a Continuing Education section where courses may be found. New training courses will be posted as they become available.--*

29 Maximum Loan Authorities

A OL, FO, CL, and EM Program Loan Limitations

Limitations on maximum loan amounts for OL, FO, and EM are established in CONACT. The Agriculture Improvement Act of 2018 (2018 Farm Bill) (Pub. L. 115-334), amended the limitations applicable for direct and guaranteed loans. Although the applicable CFR is still being updated, the new limits are in effect.

[7 CFR 761.8 (a)] The outstanding principal balances for a farm loan applicant or anyone who will sign the promissory note cannot exceed any of the following at the time of loan closing or assumption of indebtedness. If the outstanding principal balance exceeds any of the limits at the time of approval, the farm operating plan must reflect that funds will be available to reduce the indebtedness prior to loan closing or assumption of indebtedness.

(1) Farm Ownership, Down payment loans, Conservation loans, and Soil and Water loans:

(i) Direct--\$300,000;

Note: The 2018 Farm Bill increased this limit to \$600,000. Although the CFR is still being updated, the new limit is in effect.

(ii) Guaranteed--\$700,000 (for fiscal year 2000 and increased at the beginning of each fiscal year in accordance with paragraph (b) of this section) (subparagraph B);

***--Notes:** The 2018 Farm Bill increased this limit to \$1,750,000 for FY 2019 with the potential to be increased each fiscal year. The limit is \$1,776,000 for FY 2021.--* Although the CFR is still being updated, the new limit is in effect.

This limit includes land contract guarantees.

29 Maximum Loan Authorities (Continued)

A OL, FO, CL, and EM Program Loan Limitations (Continued)

(iii) Any combination of a direct Farm Ownership loan, direct Conservation loan, direct Soil and Water loan, guaranteed Farm Ownership loan, guaranteed Conservation loan, and guaranteed Soil and Water loan--\$700,000 (for fiscal year 2000 and increased each fiscal year in accordance with paragraph (b) of this section) (subparagraph B);

***--Notes:** The 2018 Farm Bill increased this limit to \$1,750,000 for FY 2019 with the potential to be increased each fiscal year. The limit is \$1,776,000 for FY 2021. Although the CFR is still being updated, the new limit is in effect.--*

This limit includes land contract guarantees.

(2) Operating loans:

(i) Direct--\$300,000;

Note: The 2018 Farm Bill increased this limit to \$400,000. Although the CFR is still being updated, the new limit is in effect.

(ii) Guaranteed--\$700,000 (for fiscal year 2000 and increased each fiscal year in accordance with paragraph (b) of this section) (subparagraph B);

***--Note:** The 2018 Farm Bill increased this limit to \$1,750,000 for FY 2019 with the potential to be increased each fiscal year. The limit is \$1,776,000 for FY 2021.--* Although the CFR is still being updated, the new limit is in effect.

(iii) Any combination of a direct Operating loan and guaranteed Operating loan--\$700,000 (for fiscal year 2000 and increased each fiscal year in accordance with paragraph (b) of this section) (subparagraph B);

***--Note:** The 2018 Farm Bill increased this limit to \$1,750,000 for FY 2019 with the potential to be increased each fiscal year. The limit is \$1,776,000 for FY 2021.--* Although the CFR is still being updated, the new limit is in effect.

(3) Any combination of guaranteed Farm Ownership loan, guaranteed Conservation loan, guaranteed Soil and Water loan, and guaranteed Operating loan--\$700,000 (for fiscal year 2000 and increased each fiscal year in accordance with paragraph (b) of this section) (subparagraph B);

***--Notes:** The 2018 Farm Bill increased this limit to \$1,750,000 for FY 2019 with the potential to be increased each fiscal year. The limit is \$1,776,000 for FY 2021.--* Although the CFR is still being updated, the new limit is in effect.

This limit includes land contract guarantees.

29 Maximum Loan Authorities (Continued)

A OL, FO, CL, and EM Program Loan Limitations (Continued)

- (4) Any combination of direct Farm Ownership loan, direct Conservation loan, direct Soil and Water loan, direct Operating loan, guaranteed Farm Ownership loan, guaranteed Conservation loan, guaranteed Soil and Water loan, and guaranteed Operating loan--the amount in paragraph (a)(1)(ii) of this section plus \$300,000;**

***--Notes:** The 2018 Farm Bill increased this limit to \$2,350,000 for FY 2019 with the potential to be increased each fiscal year. The limit is \$2,376,000 for FY 2021.--* Although the CFR is still being updated, the new limit is in effect.

This limit includes land contract guarantees.

- (5) Emergency loans--\$500,000;**

- (6) Any combination of direct Farm Ownership loan, direct Conservation loan, direct Soil and Water loan, direct Operating loan, guaranteed Farm Ownership loan, guaranteed Conservation loan, guaranteed Soil and Water loan, guaranteed Operating loan, and Emergency loan--the amount in paragraph (a)(1)(ii) of this section plus \$800,000.**

***--Note:** The 2018 Farm Bill increased this limit to \$2,850,000 for FY 2019 with the potential to be increased each fiscal year. The limit is \$2,876,000 for FY 2021.--* Although the CFR is still being updated, the new limit is in effect.

This limit includes land contract guarantees.

29 Maximum Loan Authorities (Continued)

A OL, FO, CL, and EM Program Loan Limitations (Continued)

*--The following table summarizes statutory maximum loan limits. New loan requests, in combination with existing loan principal balances, must not exceed each applicable row of the table at the time of closing.

Maximum Loan Amount Table	
Maximum Approval by Assistance Type	
Guaranteed OL	\$1,776,000
Direct OL	\$400,000
Guaranteed FO+SW+CL	\$1,776,000
Land Contract Guarantee	\$500,000
Direct FO+SW+CL	\$600,000*
Direct EM	\$500,000
*Beginning Farmer Down Payment maximum loan amount is \$300,150	
Maximum Approval for Combined Assistance Types	
OL Total Direct & Guaranteed	\$1,776,000
FO+CL+SW+ Land Contract Total Direct & Guaranteed	\$1,776,000
Total Approval for Multiple Assistance Types	
OL+FO+CL+SW+ Land Contract Total Direct and Guaranteed	\$2,376,000
Total Guaranteed	\$1,776,000
Total Approval for FO, CL, OL, EM and Land Contract	
OL+FO+CL+SW+EM+ Land Contract Total Direct and Guaranteed	\$2,876,000

--*

29 Maximum Loan Authorities (Continued)**B Adjustment for Guaranteed Loans**

[7 CFR 761.8 (b)] The dollar limits of guaranteed loans will be increased each fiscal year based on the percentage change in the Prices Paid by Farmers Index as compiled by the National Agricultural Statistics Service, USDA. The maximum loan limits for the current fiscal year are available in any FSA office and on the FSA website at <http://www.fsa.usda.gov>.

C LOC Advances

[7 CFR 761.8 (c)] The total dollar amount of guaranteed line of credit advances and income releases cannot exceed the total estimated expenses, less interest expense, as indicated on the borrower's cash flow budget, unless the cash flow budget is revised and continues to reflect a feasible plan.

A Standard Eligible Lender must obtain Agency approval before issuing future year's funds according to 2-FLP, subparagraph 265 C. Approval may be provided by any Agency official with loan approval authority, and is not subject to the maximum loan limits established in subparagraph D.

Note: PLP and CLP lenders may provide future years' funds without prior FSA approval.

29 Maximum Loan Authorities (Continued)

***--D Loan Approval Limitations for Direct and Guaranteed Loans**

The following table identifies the maximum loan approval authority for direct and guaranteed loans by grade and title of the approval official.

- Direct and guaranteed loans are considered separate tracks when determining approval authority. **For example**, a GS-12 FLM receives an application for a \$800,000 guaranteed LOC from an existing borrower who currently has a \$600,000 direct FO and a \$100,000 guaranteed OL. The FLM is able to approve this request as the guaranteed total at closing would be \$900,000, which is under the guaranteed FLM maximum limit of \$1,000,000.
- Loan approval limitations include the loan being made plus outstanding principal balances owed by anyone signing the promissory note. For LOC's, the maximum amount of the LOC ceiling is considered the outstanding principal balance.
- An approval official may not approve or deny a loan request that will exceed the official's approval authority at the time of loan closing. The official must forward the loan and recommendations to the appropriate approval official. Formal approval or denial and eligibility correspondence with an applicant may be completed by an employee if authorized by the approval official.
- Eligibility determinations are subject to these maximum loan approval limitations. Use the eligibility section of the credit presentation to record recommendations.
- County Office employees with loan approval authority may not exceed the authority of the equivalent grade FLO or FLM.
- See 3-PM to address conflicts of interest and employee loan requests.

Follow instructions in this table to use the loan approval official maximum limitations table.

Step	Action
1	Determine the type of request being considered (direct or guaranteed).
2	For the request type being considered, calculate the total outstanding principal balance at loan closing, including the new loan request.
3	Using the total calculated, identify the appropriate grade or title having authority for the request.
4	If the total is above one's authority, forward the request with eligibility and approval or denial recommendations to the appropriate official.

Loan Approval Official Maximum Limitations			
	FLO GS-7/9	FLO GS-11	SFLO, FLM, DD, FLS, FLC GS-11/12/13
Total Principal DIRECT	\$200,000	\$300,000	\$500,000*
Total Principal GUARANTEED	\$400,000	\$600,000	\$1,000,000*
*Requests above these amounts require SED authority subject to the maximum loan amounts described in subparagraph 29 A. Note that Direct Operating Loans and Beginning Farmer Down Payment Loans are statutorily limited to \$400,000 and \$300,150, respectively.			

--*

29 Maximum Loan Authorities (Continued)

***--D Loan Approval Limitations for Direct and Guaranteed Loans (Continued)**

The SED, after consulting with the FLC, may issue a State supplement that reduces the maximum loan approval limitations described in the preceding table. This State supplement must be submitted to the National Office for pre-approval.

The SED, in consultation with the FLC, may raise the loan approval authority limits for GS-11, 12, and 13 employees who routinely demonstrate exceptional loan making proficiency. Approval authority may be increased by the following:

- direct loan making, increase up to an additional \$200,000
- guaranteed loan making, increase up to an additional \$400,000.

The SED, after consulting with the FLC, shall issue a State supplement establishing the method and standards, including what constitutes higher than average proficiency, for monitoring and evaluating the basis for raising loan approval authorities. This State supplement must be submitted to the National Office for pre-approval.--*

E Official Loan Approval Limitations for Nonprogram Loans

The following table identifies the maximum loan approval authority for nonprogram loans by grade and title of approval officials.

Type of Loan	FLM, SFLO GS-11/12	DD, FLS, or FLC	SED
Real Estate	\$400,000	\$500,000	Any amount
Chattels	\$200,000	\$300,000	Any amount
Recreation Loans to Individuals	\$175,000	\$300,000	Any amount

Note: Approval authority for recreation loans to individuals applies only to property that secured a recreation loan to an individual or farming corporation, not a recreation association.

Outstanding loan balances from other direct or guaranteed FLP loans will not affect the amount an applicant is eligible to receive under nonprogram loans. Any outstanding nonprogram loan balances will not affect the amount an applicant is eligible to receive under any other FLP.

F Loan Servicing Actions

See 4-FLP, 5-FLP, and 7-FLP for loan servicing authorities.

30-40 (Reserved)

Part 3 Miscellaneous Procedures and Systems**41 Nondiscrimination in FLP****A Federal ECOA**

FLP must comply with the provisions of ECOA and the implementing regulations of the Federal Reserve System published in 12 CFR Part 202, which requires in part, the following notice be included on all adverse decisions.

[12 CFR 202.9(b)(1)] The Federal Equal Credit Opportunity Act prohibits creditors from discriminating against credit applicants on the basis of race, color, religion, national origin, sex, marital status, age (provided the applicant has the capacity to enter into a binding contract); because all or part of the applicant's income derives from any public assistance program; or because the applicant has in good faith exercised any right under the Consumer Credit Protection Act. The Federal agency that administers compliance with this law is the Federal Trade Commission, Equal Credit Opportunity, Washington, D.C. 20580.

B USDA Nondiscrimination Policy

***--[7 CFR 15d.3(a)] No agency, officer, or employee of the USDA shall, on the ground of race, color, national origin, religion, sex, sexual orientation, disability, age, marital status, family/parental status, income derived from a public assistance program, political beliefs, or gender identity, exclude from participation in, deny the benefits of, or subject to discrimination any person in the United States under any program or activity conducted by the USDA.**

[7 CFR 15d.3(b)] No person shall be subjected to reprisal for opposing any practice(s) prohibited by this part, for filing a complaint, or for participating in any other--* manner in a proceeding under this part.

41 Nondiscrimination in FLP (Continued)

C ECOA Notice and USDA Nondiscrimination Statement on Adverse Decisions

Include the following combined ECOA notice and USDA nondiscrimination statement on all adverse decision letters.

The Federal Equal Credit Opportunity Act prohibits creditors from discriminating against credit applicants on the basis of race, color, religion, national origin, sex, marital status, age (provided the applicant has the capacity to enter a binding contract); because all or part of the applicant's income derives from any public assistance program; or because the applicant has in good faith exercised any right under the Consumer Credit Protection Act. The Federal agency that administers compliance with this law is the Federal Trade Commission, Equal Credit Opportunity, Washington, D.C. 20580.

**--In accordance with Federal civil rights law and U.S. Department of Agriculture (USDA) civil rights regulations and policies, the USDA, its Agencies, offices, and employees, and institutions participating in or administering USDA programs are prohibited from discriminating based on race, color, national origin, religion, sex, gender identity (including gender expression), sexual orientation, disability, age, marital status, family/parental status, income derived from a public assistance program, political beliefs, or reprisal or retaliation for prior civil rights activity, in any program or activity conducted or funded by USDA (not all bases apply to all programs). Remedies and complaint filing deadlines vary by program or incident.*

Persons with disabilities who require alternative means of communication for program information (e.g., Braille, large print, audiotape, American Sign Language, etc.) should contact the responsible Agency or USDA's TARGET Center at (202) 720-2600 (voice and TTY) or contact USDA through the Federal Relay Service at (800) 877-8339. Additionally, program information may be made available in languages other than English.

*To file a program discrimination complaint, complete the USDA Program Discrimination Complaint Form, AD-3027, found online at http://www.ascr.usda.gov/complaint_filing_cust.html and at any USDA office or write a letter addressed to USDA and provide in the letter all of the information requested in the form. To request a copy of the complaint form, call (866) 632-9992. Submit your completed form or letter to USDA by: (1) mail: U.S. Department of Agriculture, Office of the Assistant Secretary for Civil Rights, 1400 Independence Avenue, SW, Washington, D.C. 20250-9410; (2) fax: (202) 690-7442; or (3) email: program.intake@usda.gov. USDA is an equal opportunity provider, employer, and lender.--**

41 Nondiscrimination in FLP (Continued)

D Nondiscrimination Statement on Advertisement of Sale for Inventory Property

Include the following nondiscrimination statement on advertisements announcing the sale of inventory property.

**--In accordance with Federal civil rights law and U.S. Department of Agriculture (USDA) civil rights regulations and policies, the USDA, its Agencies, offices, and employees, and institutions participating in or administering USDA programs are prohibited from discriminating based on race, color, national origin, religion, sex, gender identity (including gender expression), sexual orientation, disability, age, marital status, family/parental status, income derived from a public assistance program, political beliefs, or reprisal or retaliation for prior civil rights activity, in any program or activity conducted or funded by USDA (not all bases apply to all programs). Remedies and complaint filing deadlines vary by program or incident.*

Persons with disabilities who require alternative means of communication for program information (e.g., Braille, large print, audiotope, American Sign Language, etc.) should contact the responsible Agency or USDA's TARGET Center at (202) 720-2600 (voice and TTY) or contact USDA through the Federal Relay Service at (800) 877-8339. Additionally, program information may be made available in languages other than English.

To file a program discrimination complaint, complete the USDA Program Discrimination Complaint Form, AD-3027, found online at http://www.ascr.usda.gov/complaint_filing_cust.html and at any USDA office or write a letter addressed to USDA and provide in the letter all of the information requested in the form. To request a copy of the complaint form, call (866) 632-9992. Submit your completed form or letter to USDA by: (1) mail: U.S. Department of Agriculture, Office of the Assistant Secretary for Civil Rights, 1400 Independence Avenue, SW, Washington, D.C. 20250-9410; (2) fax: (202) 690-7442; or (3) email: program.intake@usda.gov. USDA is an equal opportunity provider, employer, and lender.

If the material is too small to permit the full statement to be included, the material will at a minimum include the statement in print no smaller than the text.

*"The USDA is an equal opportunity provider, employer, and lender."--**

41 Nondiscrimination in FLP (Continued)

E Nondiscrimination Statement on Materials for Public Information, Public Education or Distribution

Departmental Regulation 4300-3, Equal Opportunity Public Notification Policy, requires that the following nondiscrimination statement be included on all materials produced for public information, public education, or public distribution, such as program fact sheets, brochures, and press releases. The statement shall be in English and languages appropriate to the local population.

**--In accordance with Federal civil rights law and U.S. Department of Agriculture (USDA) civil rights regulations and policies, the USDA, its Agencies, offices, and employees, and institutions participating in or administering USDA programs are prohibited from discriminating based on race, color, national origin, religion, sex, gender identity (including gender expression), sexual orientation, disability, age, marital status, family/parental status, income derived from a public assistance program, political beliefs, or reprisal or retaliation for prior civil rights activity, in any program or activity conducted or funded by USDA (not all bases apply to all programs). Remedies and complaint filing deadlines vary by program or incident.*

Persons with disabilities who require alternative means of communication for program information (e.g., Braille, large print, audiotape, American Sign Language, etc.) should contact the responsible Agency or USDA's TARGET Center at (202) 720-2600 (voice and TTY) or contact USDA through the Federal Relay Service at (800) 877-8339. Additionally, program information may be made available in languages other than English.

To file a program discrimination complaint, complete the USDA Program Discrimination Complaint Form, AD-3027, found online at http://www.ascr.usda.gov/complaint_filing_cust.html and at any USDA office or write a letter addressed to USDA and provide in the letter all of the information requested in the form. To request a copy of the complaint form, call (866) 632-9992. Submit your completed form or letter to USDA by: (1) mail: U.S. Department of Agriculture, Office of the Assistant Secretary for Civil Rights, 1400 Independence Avenue, SW, Washington, D.C. 20250-9410; (2) fax: (202) 690-7442; or (3) email: program.intake@usda.gov. USDA is an equal opportunity provider, employer, and lender.

If the material is too small to permit the full statement to be included, the material will at a minimum include the statement in print no smaller than the text.

*"The USDA is an equal opportunity provider, employer, and lender."--**

41 Nondiscrimination in FLP (Continued)

F Discrimination Complaints

[7 CFR 15d.4(a)] Any person who believes that he or she (or any specific class of individuals) has been, or is being, subjected to practices prohibited by this part may file on his or her own, or through an authorized representative, a written complaint alleging such discrimination. No particular form of complaint is required. The written complaint must be filed within 180 days from the date the person knew or reasonably should have known of the alleged discrimination, unless the time is extended for good cause by the Director of the Office of Civil Rights or his or her designee. Any person who complains of discrimination under this part in any fashion shall be advised of his or her right to file a complaint as herein provided.

[7 CFR 15d. 4(b)] All complaints under this part should be filed with the Director of the Office of Civil Rights, United States Department of Agriculture, Washington, D.C. 20250, who will investigate the complaints. The Director of the Office of Civil Rights will make final determinations as to the merits of the complaints under this part and as to the corrective actions required to resolve program complaints. The complainant will be notified of the final determination on his or her complaint.

***--Note:** If the borrower files a discrimination complaint with FLP personnel, FLP personnel will immediately submit it according to 18-AO, Part 7.--*

[7 CFR 15d.4(c)] Any complaint filed under this part alleging discrimination on the basis of disability will be processed under 7 CFR Part 15e.

G Processing Loan and Servicing Applications When an Applicant Files a Discrimination Complaint

Under no circumstances will FSA:

- delay the processing of a loan or servicing application pending the outcome of a filed discrimination complaint
- deny a loan or servicing request because a discrimination complaint has been filed
- accelerate or foreclose a loan before a discrimination complaint is closed.

* * *

41 Nondiscrimination in FLP (Continued)

G Processing Loan and Servicing Applications When an Applicant Files a Discrimination Complaint (Continued)

If an applicant or borrower files, or has filed, a discrimination complaint against the agency official responsible for processing the loan or servicing application, DD or SED will assign a different official to process the request. Processing responsibility may be reassigned to:

- an authorized agency official from either of the following:
 - same district, but a different county
 - another district
- DD.

Note: Reassignment of processing loan or servicing applications is temporary. When the investigation is closed, and if it is determined that discrimination did not occur, the loan or servicing application will be returned to the appropriate office.

***--H Monitoring Discrimination Complaints**

State Offices will monitor accepted discrimination complaints to ensure compliance with subparagraphs G and I. LSPMD will maintain a file on all accepted discrimination complaints. LSPMD will notify the State Office when notified by the OCR:

- of an accepted discrimination complaint
- that a discrimination complaint has been closed.--*

41 Nondiscrimination in FLP (Continued)

I 2008 Farm Bill Acceleration and Foreclosure Moratorium

[7 CFR 766.358(a)]Notwithstanding any other provisions of this subpart, borrowers who file or have filed a program discrimination complaint that is accepted by USDA Office of Adjudication or successor office (USDA), and have been serviced to the point of acceleration or foreclosure on or after May 22, 2008, will not have their account accelerated or liquidated until such complaint has been resolved by USDA or closed by a court of competent jurisdiction. This moratorium applies only to program loans made under subtitle A, B, or C of the Act (for example, CL, FO, OL, EM, SW, or RL). Interest will not accrue and no offsets will be taken on these loans during the moratorium. Interest accrual and offsets will continue on all other loans, including, but not limited to, non-program loans.

Under the 2008 Farm Bill, there is a moratorium on the acceleration or foreclosure for certain borrowers who have a pending program discrimination complaint, or file a program discrimination complaint that is accepted as valid by OA.

When the State Office is notified by OCR or LSPMD that the borrower has an accepted complaint, it will process DLS Transaction “5G”, using Descriptive Code “7” to establish the indicator for accounts that may be eligible for a moratorium. The effective date of the “5G” transaction will be the date the complaint was accepted by OA.

Note: State Offices will monitor all accounts flagged “OAC1”. The State Office will process DLS Transaction “5H”, using Descriptive Code “7” at the conclusion of the moratorium.

If the borrower has an accepted complaint at OA and the account is at the point of acceleration or in foreclosure, interest will not accrue and no offsets will be taken on any CL’s, FO’s, SW’s, RL’s, OL’s, and EM’s and any recoverable costs associated with these loans.

The moratorium will end on the date the claim is resolved.

If any requests for debt settlement or payoff during the moratorium are received, contact LSPMD.

41 Nondiscrimination in FLP (Continued)

***--I 2008 Farm Bill Acceleration and Foreclosure Moratorium (Continued)**

For the purpose of the 2008 Farm Bill noted in this subparagraph:

- FSA was not directed to suspend interest or offsets on any loans other than CL's, FO's, SW's, RL's, OL's, and EM's
- interest accrual and offsets will continue to be taken on other loans, including NP loans
- accounts that have no security remaining that have been accelerated or where all loans are mature, such as those classified as CNC, also will continue to accrue interest and be subject to offset.

Note: Other moratoriums as directed by the Secretary of Agriculture or the Administrator will be followed on their own terms and in some cases will interact with accounts affected by the 2008 Farm Bill.

[7 CFR 766.358(a)(1)] If the Agency prevails on the program discrimination complaint, the interest that would have accrued during the moratorium will be reinstated on the account when the moratorium terminates, and all offsets and servicing actions will resume.

[7 CFR 766.358(a)(2)] If the borrower prevails on the program discrimination complaint, the interest that would have accrued during the moratorium will not be reinstated on the account, unless specifically required by the settlement agreement or court order.

[7 CFR 766.358(b)] The moratorium will begin on:

- (1) May 22, 2008, if the borrower had a pending program discrimination claim that was accepted by USDA as valid and the account was at the point of acceleration or foreclosure on or before that date or**
- (2) The date after May 22, 2008, when the borrower has a program discrimination claim accepted by USDA as valid and the borrower's account is at the point of acceleration or foreclosure.--***

41 Nondiscrimination in FLP (Continued)

***--I 2008 Farm Bill Acceleration and Foreclosure Moratorium (Continued)**

For borrowers who:

- had a pending program discrimination claim **and** were at the point of acceleration or foreclosure as of May 22, 2008, the moratorium was effective as of May 22, 2008
- have a program discrimination claim accepted by OA after the effective date of the 2008 Farm Bill (May 22, 2008) **and** later reach the point of acceleration or foreclosure, the moratorium will begin at the point of acceleration or foreclosure
- are at the point of acceleration or foreclosure **and** then have a program discrimination claim accepted by OA after the effective date of the 2008 Farm Bill (May 22, 2008), the moratorium will begin on the date the claim is accepted by OA.

[7 CFR 766.358(c)] The point of acceleration under this section is the earliest of the following:

- (1) The day after all rights offered on the Agency notice of intent to accelerate expire if the borrower does not appeal;**
- (2) The day after all appeals resulting from an Agency notice of intent to accelerate are concluded if the borrower appeals and the Agency prevails on the appeal;**
- (3) The day after all appeal rights have been concluded relating to a failure to graduate and the Agency prevails on any appeal;**
- (4) Any other time when, because of litigation, third party action, or other unforeseen circumstance, acceleration is the next step for the Agency in servicing and liquidating the account.**

The point of acceleration is the **earliest** of the following:

- the day after all rights offered on FSA-2521 or FSA-2525 have expired, if the borrower does **not** appeal
- the day after all appeals resulting from FSA-2521 or FSA-2525 are concluded, if the borrower did appeal and FSA prevailed on the appeal
- the day after any appeal rights have concluded relating to the failure to graduate under 4-FLP, paragraph 48
- any other time when, because of litigation, third party action, or other unforeseen circumstance, acceleration is the next step for FSA in liquidating the account.--*

41 Nondiscrimination in FLP (Continued)

I 2008 Farm Bill Acceleration and Foreclosure Moratorium (Continued)

[7 CFR 766.358(d)]A borrower is considered to be in foreclosure status under this section anytime after acceleration of the account.

A borrower is considered to be at the point of foreclosure any time **after** acceleration.

The borrower will be notified of the temporary moratorium of interest accrual and offset by SED, or State Office designee, using FSA-2120 with a courtesy copy FAXed to FaSB according to subparagraph 5 B.

Note: The offset is **not** canceled, but only temporarily suspended until the claim is resolved.

FaSB will update the borrower's account to suspend interest accrual and offset activity.

[7 CFR 766.358(e)]The moratorium will end on the earlier of:

- (1) The date the program discrimination claim is resolved by USDA or**
- (2) The date that a court of competent jurisdiction renders a final decision on the program discrimination claim if the borrower appeals the decision of USDA.**

FSA-2121 will be used by SED, or State Office designee, to inform the borrower that the moratorium has ended. FaSB will be FAXed a courtesy copy and notified by separate correspondence of the requirements of any Settlement Agreement about interest accrual and offsets.

If FSA prevails, the suspended interest will be reinstated and interest accrual and offsets will immediately resume.

41 Nondiscrimination in FLP (Continued)

***--J Obtaining Civil Rights Clearance Prior to Acceleration**

State Offices must contact the National Office for civil rights filing clearance prior to acceleration. Under no circumstance will FSA accelerate an account with an accepted civil rights complaint.

- See 5-FLP, subparagraph 533 B for requirements which must be met prior to submitting an account for civil rights filing clearance.
- See Exhibit 12 for an outline of the process to complete the civil rights filing clearance.
- See Exhibit 13 for information to be included in email to the National Office of civil rights clearance.
- See Exhibit 13.5 for instructions on servicing settlement claimants and National Office FLP programmatic reviews.--*

41 Nondiscrimination in FLP (Continued)**K Discrimination Complaints Accepted After Acceleration**

If a discrimination complaint is accepted after the amount has been accelerated (or classified CNC if not accelerated), the account will be serviced according to subparagraph I and as follows.

- **Foreclosure:** if a discrimination complaint is accepted after referral to DOJ, then DOJ will decide if the foreclosure will proceed. Otherwise, under no circumstance will FSA foreclose an account with an accepted civil rights complaint. Foreclosure action may resume on an accelerated account after the discrimination complaint is closed and then only with the consent of DAFLP.
- **CNC:** an accelerated, foreclosed, or fully mature account which has an accepted discrimination complaint will not be classified as CNC until the discrimination complaint is closed and then only with the consent of DAFLP.
- **Cross-servicing:** an account at cross-servicing will be recalled if a discrimination complaint is accepted subsequent to referral to the Department of Treasury. See 7-FLP, subparagraph 222 A. After the discrimination complaint is closed, the account may be returned to Treasury for cross-servicing with the consent of DAFLP. See 7-FLP subparagraph 223 D.

State Office requests for DAFLP consent should be sent to **fsa-directloans@wdc.usda.gov** in a format similar to that shown in Exhibit 13. The email subject block should read “Requested for DAFLP Consent to ___ (enter “Foreclose,” “CNC,” or “Return to Cross-Servicing,” as appropriate) - Borrower’s Name and State.” The DAFLP Consent Clearance Process will be similar to Exhibit 12.

--41.5 Obtaining Direct Loan Servicing Applications*A Receiving Applications**

An agency official will not:

- refuse to provide a requested application to any person
- discourage the borrower from applying for routine or special loan servicing or for a short term alternative repayment agreement in lieu of offset or a debt settlement
- make oral or written statements that would discourage any individual from applying for assistance based on any ECOA prohibited basis (race, color, religion, national origin, sex, marital status, age, applicant’s income deriving from public assistance or because the applicant has in good faith exercised any right under the Consumer Protection Act).--*

42 Appeals

A General Requirements

FLP applicants and borrowers have the right to request reconsideration, file appeals, and enter into ADR about adverse decisions according to 7 CFR Part 780 and 7 CFR Part 11. See 1-APP for FSA's appeal procedure.

Exceptions: For adverse decisions on:

- loan servicing requests under 5-FLP, use the appropriate forms and exhibits to notify borrowers

Note: Appraisals used for homestead protection, including appraisals used in exercising the option to purchase homestead property, or used to determine the amount due under shared appreciation agreements under 5-FLP, may be appealed according to paragraph 144 and 1-APP.

- nonprogram loan borrowers, see 4-FLP, paragraph 248.

Note: Regulations published in 7 CFR are available on the GPO web site at <http://www.gpoaccess.gov/cfr/index.html>.

B Mandatory Language for Adverse Decision Letters

See 1-APP for mandatory language about reconsideration, appeal, and ADR, to be included in adverse decision letters. Additional guidance may be issued under the APP notice series.

42 Appeals (Continued)

C Adverse Decisions Involving Appraisals

Text on appraisal reviews provided in subparagraphs D and E will be added to the reconsideration language provided in 1-APP or APP notices, as applicable, when an adverse decision is based on real estate or chattel appraisal, except when either of the following applies:

- the appraisal is for PLS or preservation servicing and 5-FLP requires using a specific form or exhibit
- the appraisal in question was associated with or connected to, an FSA decision wherein appeal rights were previously offered and concluded.

Notes: Appraisals may only be reconsidered or appealed. Mediation is not available on real estate or chattel appraisals.

See subparagraph 144:

- D for additional guidance about handling real estate independent technical appraisal reviews received from an applicant or borrower
- E for additional guidance about handling chattel independent appraisal reviews received from an applicant or borrower
- G for additional guidance when an applicant or borrower identifies errors in an appraisal.

42 Appeals (Continued)

D Real Estate Appraisals

The following text shall be added to the reconsideration paragraph in adverse decision letters involving a real estate appraisal.

You may request a copy of the real estate appraisal used in our decision. We will provide you with a copy within five days of your request. If you would like to discuss the appraisal, or you believe there are errors, including mathematical or property description errors in the appraisal, you should request reconsideration.

Independent Technical Appraisal Review

If you believe the real estate appraisal FSA obtained is incorrect for reasons other than those stated above, you may obtain an independent technical appraisal review. The issue under reconsideration will be whether FSA's real estate appraisal is consistent with the Uniform Standards of Professional Appraisal Practice. If you want this option, you must include a copy of the independent technical appraisal review, or notify this office of your intent to obtain an independent technical appraisal review, in your request for reconsideration. This review must be provided to this office at the time of or before the reconsideration meeting. You must pay to obtain a current independent technical appraisal review from a State-certified general appraiser. The appraiser and the independent technical appraisal review must meet the standards contained in FSA regulations. You may request a copy of the regulations from this office. If you cannot find a qualified appraiser to conduct the independent technical appraisal review, a list of qualified appraisers is available in this office.

If you do not submit an independent technical appraisal review at the time of or before the reconsideration meeting, you waive your right to have us reconsider the appraisal. If you submit an independent technical appraisal review, we will determine whether the appraiser and the independent technical appraisal review meet FSA requirements. If the independent technical appraisal review meets FSA requirements, we will consider all comments contained in the independent technical appraisal review and determine if the appraisal obtained by FSA should be revised.

42 Appeals (Continued)**E Chattel Appraisals**

The following text shall be added to the reconsideration paragraph in adverse decision letters involving a chattel appraisal.

You may request a copy of the chattel appraisal used in our decision. We will provide you with a copy within five days of your request. If you would like to discuss the appraisal, or you believe there are errors, including mathematical or property description errors in the appraisal, you should request reconsideration.

Independent Appraisal Review

If you believe the chattel appraisal FSA obtained is incorrect for reasons other than those stated above, you may obtain an independent appraisal review. The issue under reconsideration will be whether FSA's chattel appraisal is consistent with the present market value of like items in your area. If you want this option, you must include a copy of the independent appraisal review, or notify this office of your intent to obtain an independent appraisal review, in your request for reconsideration. You must pay to obtain a current independent appraisal review from a qualified appraiser. This review must be provided to this office at the time of or before the reconsideration meeting. The appraiser and the appraisal review must meet standards contained in FSA regulations. You may request a copy of the regulations from this office. If you cannot find a qualified appraiser to conduct the independent appraisal review, a list of qualified appraisers is available in this office.

If you do not submit an independent appraisal review at the time of or before the reconsideration meeting, you waive your right to have us reconsider the appraisal. If you submit an independent appraisal review, we will determine whether the appraiser and the appraisal review meet FSA requirements. If the independent appraisal review meets FSA requirements, we will consider all comments contained in the independent appraisal review and determine if the appraisal obtained by FSA should be revised.

F Nondiscrimination Statement

The nondiscrimination statement in subparagraph 41 C must be included in all adverse decision letters.

42 Appeals (Continued)

***--G Actions When Loan Servicing Denial Is Overturned in NAD Final Determination**

1-APP, subparagraph 135 A requires that FSA implement a final determination not later than 30 calendar days after the effective date of the notice of final determination. An appeal determination is administratively final when the provisions of 1-APP, subparagraph 135 B have been met.

The authorized agency official will advise the borrower of the next steps to be taken in the loan servicing request within 5 workdays of the date the appeal decision becomes administratively final, or the date FSA determines that it will not pursue a further review of the hearing officer's decision, whichever comes first. The contact will be by telephone or in person, with a written followup.

1-APP, subparagraph 135 D provides that, according to FSA regulations, FSA may consider changes in the borrower's condition in implementing NAD's final determination. If there have been significant changes to the borrower's financial or farming situation since the date of the original FSA decision, only the information that has changed needs to be submitted or revised. Any revised or new documents must be initialed or signed, as appropriate, by both the borrower and the authorized agency official.

Note: A significant change is a change that would materially affect the feasibility of, or eligibility for, the proposed loan servicing action.

FSA may request updated financial or production information as the borrower's circumstances may have changed during the pendency of the appeal that may adversely affect the borrower's farming operation.

Note: Adversely affect means that a change unrelated to the issue resolved through the appeal will result in the borrower no longer being eligible for the loan servicing action requested, or the previously developed FBP not being feasible.

After completing the review and evaluation of all necessary revisions, the authorized agency official will approve or deny the loan servicing request according to the applicable FLP handbook. Any loan servicing denial will be handled according to 1-APP, subparagraph 135 E.

The State appeals coordinator will monitor receipt and implementation of final NAD determinations to ensure that they are properly and timely implemented.--*

43 Debarment and Suspension**A Purpose**

Individuals and entities, other than loan recipients, who have been debarred or suspended from Government procurement or non-procurement programs cannot participate in transactions with FSA. See 2 CFR 180.115 and 417.10.

Notes: This does not apply to individuals and entities entering into transactions with applicants and borrowers without FSA involvement.

Obtain current copy of 2 CFR Parts 180 and 417 from the Internet at <http://ecfr.gpoaccess.gov>.

See 1-APP, paragraph 28, and 1-CM, paragraph 823 for additional information.

--B Direct Loan Making--

Loan approval officials shall check the debarment and suspension list before providing FSA-2341 or FSA-2342, as appropriate, to attorneys, title companies, title insurance companies, or closing agents conducting loan closing activities.

Notes: Loan approval officials may obtain reports containing debarment and suspension lists from the Internet at <https://www.sam.gov/portal/public/SAM>. It is not necessary to create an account to search the Excluded Parties List System database. On the SAM Home Page, CLICK "Search Records". On the Search Records Screen, enter the name or DUNS number of the person or entity being checked for exclusion. SAM does not have DUNS or Cage Code identifiers for every record.

When matches are found, there may be instances where an individual or entity has the same or similar name as the search request but is actually a different party. Therefore, it is important to verify the intended search to the returned results. If the attorney, title company, title insurance company, or closing agent selected is debarred or suspended, the applicant must make a new selection.

A copy of the returned search record will be filed in the applicant's case file.

43 Debarment and Suspension (Continued)

--C Guaranteed Loan Making--

SED shall review CLP and PLP lenders and their officers and agents for debarment or suspension as follows:

- before submitting to DAFLP for approval to obtain status
- during the annual review of lender's status according to 2-FLP, paragraph 267.

Loan approval officials shall review SEL's and their officers and agents before issuing FSA-2201 to the lender for the first time and then annually thereafter.

D Causes for Debarment or Suspension

The causes for initiating and the actions required to initiate:

- debarment are in 2 CFR Part 180, Subparts F and H, and 2 CFR Part 417, Subpart H
- suspension are in 2 CFR Part 180, Subparts F and G, and 2 CFR Part 417, Subpart G.

E Exceptions

The Secretary of Agriculture or designee may grant a written exception permitting a debarred or suspended person or entity to participate in a covered transaction according to 2 CFR 180.135.

44 Collecting and Coding Ethnicity, Race, and Gender Information

A Purpose

FSA collects ethnicity, race, and gender information for reporting purposes and to ensure that targeted funds are made available to SDA's and monitor SDA participation rates in FLP.

B Procedure for Collecting and Coding Ethnicity, Race, and Gender Information

FSA-2001, FSA-2211, FSA-2212, FSA-2301, FSA-2330, and FSA-2683 are used to request ethnicity, race, and gender information of the applicant. This information may be requested only on an FSA approved form. An applicant's response to this request is optional.

However, the authorized agency official must inform all applicants that for an applicant to be *--eligible for targeted funds, FSA will need his or her ethnicity, race, and gender information.

When FSA receives a loan application, FSA will enter the ethnicity, race, and gender information into BP and GLS if guaranteed customer.--*

44 Collecting and Coding Ethnicity, Race, and Gender Information (Continued)**C Ethnicity, Race, and Gender Classifications**

An applicant, including individual entity members, may identify:

- his or her ethnicity as either of the following:
 - Hispanic or Latino - a person of Mexican, Puerto Rican, Cuban, Central or South American, or other Spanish Culture or origin, regardless of race
 - not Hispanic or Latino
- himself or herself as a member of 1 or more of the following races:
 - Asian - a person having origins in any of the original peoples of the Far East, Southeast Asia, or the Indian Subcontinent including, for example, Cambodia, China, India, Japan, Korea, Malaysia, Pakistan, the Philippine Islands, Thailand, and Vietnam
 - American Indian or Alaskan Native - a person having origins in any of the original peoples of North and South America (including Central America), and who maintains tribal affiliation or community attachment
 - Black or African American – a person having origins in any of the black racial groups of Africa
 - Native Hawaiian or other Pacific Islander - a person having origins in any of the original peoples of Hawaii, Guam, Samoa, or other Pacific Islands
 - White - a person having origins in any of the original peoples of Europe, North Africa, or the Middle East
- his or her gender as male or female.

45 Allocating Loan Program Funds**A General**

[7 CFR 761.201(a)] This subpart addresses:

- (1) The allocation of funds for direct and guaranteed FO, CL, and OL loans;**
- (2) The establishment of socially disadvantaged target participation rates; and**
- (3) The reservation of loan funds for beginning farmers.**

[7 CFR 761.201(b)] The Agency does not allocate EM loan funds to State Offices but makes funds available following a designated or declared disaster. EM loan funds are available on a first-come first-served basis.

B Timing of the Allocation of FO, CL, and OL Funds

[7 CFR 761.202] The Agency's National Office allocates funds for FO, CL, and OL loans to the State Offices on a fiscal year basis, as made available by the Office of Management and Budget. However, the National Office will retain control over the funds when funding or administrative constraints make allocation to State Offices impractical.

--DAFLP may elect to not make State allocations should doing so result in impractical administrative constraints.--

[7 CFR 761.201(c)] State funding information is available for review in any State Office.

C National Reserves for FO and OL Funds

[7 CFR 761.203(a)] At the start of each fiscal year, the National Office reserves a portion of the funds available for each direct and guaranteed loan program. These reserves enable the Agency to meet unexpected or justifiable program needs during the fiscal year.

[7 CFR 761.203(b)] The National Office distributes funds from the reserve to one or more State Offices to meet a program need or Agency objective.

45 Allocating Loan Program Funds (Continued)

D Methods of Allocating Funds to State Offices

***--[7 CFR 761.204] FO, CL, and OL loan funds are allocated to State Offices using one--* or more of the following allocation methods:**

[7 CFR 761.204(a)] Formula allocation, if data, as specified in § 761.205 (subparagraph 45 E), is available to use the formula for the State.

[7 CFR 761.204(b)] Administrative allocation, if the Agency cannot adequately meet program objectives with a formula allocation. The National Office determines the amount of an administrative allocation on a case-by-case basis.

[7 CFR 761.204(c)] Base allocation, to ensure funding for at least one loan in each State, District, or County Office. In making a base allocation, the National Office may use criteria other than those used in the formula allocation, such as historical Agency funding information.

E Computing a Formula Allocation

--[7 CFR 761.205(a)] The formula allocation for FO, CL, or OL loan funds is equal to:--

(1) The amount available for allocation by the Agency minus the amounts held in the National Office reserve and distributed by base and administrative allocation, multiplied by:

formula allocation = (amount available for allocation - national reserve - base allocation - administrative allocation) x State Factor

(2) The State Factor, which represents the percentage of the total amount of the funds for a loan program that the National Office allocates to a State Office.

[7 CFR 761.205(b)] To calculate the State Factor, the Agency:

(1) Uses the following criteria, data sources, and weights:

45 Allocating Loan Program Funds (Continued)

E Computing a Formula Allocation (Continued)

CRITERIA	LOAN TYPE CRITERION IS USED FOR	DATA SOURCE	WEIGHT FOR *--FO AND CL (percent)	WEIGHT FOR OL LOANS--* (percent)
Farm operators with sales of \$2,500-\$39,999 and less than 200 days work off the farm	*--FO, CL, and OL loans	U.S. Census of Agriculture	15	15
Farm operators with sales of \$40,000 or more and less than 200 days work off farm	FO, CL, and OL loans	U.S. Census of Agriculture	35	35
Tenant farm operators	FO, CL, and OL loans	U.S. Census of Agriculture	25	20
Three-year average net farm income	FO, CL, and OL loans	USDA Economic Research Service	15	15
Value of farm real estate assets	FO and CL--*	USDA Economic Research Service	10	N/A
Value of farm non-real estate assets	OL loans	USDA Economic Research Service	N/A	15

- (2) Determines each State's percentage of the national total for each criterion;
- (3) Multiplies the percentage for each State determined in paragraph (b)(2) of this section by the applicable weight for that criterion;
- (4) Sums the weighted criteria for each State to obtain the State factor.

F Pooling of Unobligated Funds Allocated to State Offices

--[7 CFR 761.206] The Agency periodically pools unobligated FO, CL, and OL loan-- funds that have been allocated to State Offices. When pooling these funds, the Agency places all unobligated funds in the appropriate National Office reserve. The pooled funds may be retained in the national reserve or be reallocated to the States.

A FLP notice will be issued before pooling of funds occurs.

45 **Allocating Loan Program Funds (Continued)****G Distribution of Farm Loan Funds by State Offices**

[7 CFR 761.207] A State Office may distribute its allocation of loan funds to District or County level using the same allocation methods that are available to the National Office. State Offices may reserve a portion of the funds to meet unexpected or justifiable program needs during the fiscal year.

H Target Participation Rates for Socially Disadvantaged Target Groups

[7 CFR 761.208(a)] (1) The Agency establishes target participation rates for providing FO, CL, and OL loans to members of socially disadvantaged groups.

(2) The Agency sets the target participation rates for State and County levels annually.

(3) When distributing loan funds in counties within Indian reservations, the Agency will allocate the funds on a reservation-wide basis.

(4) The Agency reserves and allocates sufficient loan funds to achieve these target participation rates. The Agency may also use funds that are not reserved and allocated for socially disadvantaged groups to make or guarantee loans to members of socially disadvantaged groups.

I FO and CL's Based on Ethnicity or Race

[7 CFR 761.208(b)] The FO and CL loan target participation rate based on ethnicity or race in each:

(1) State is equal to the percent of the total rural population in the State who are members of such socially disadvantaged groups.

(2) County is equal to the percent of rural population in the county who are members of such socially disadvantaged groups.

--Note: Target rates will be based on nationwide data if State allocations are not made.--

J OL Based on Ethnicity or Race

[7 CFR 761.208(c)] The OL loan target participation rate based on ethnicity or race in each:

(1) State is equal to the percent of the total number of farmers in the State who are members of such socially disadvantaged groups.

(2) County is equal to the percent of the total number of farmers in the county who are members of socially disadvantaged ethnic groups.

--Note: Target rates will be based on nationwide data if State allocations are not made.--

45 **Allocating Loan Program Funds (Continued)****K Target Participation Rate for Women Farmers**

[7 CFR 761.208(d)] (1) The target participation rate for women farmers in each:

- (i) State is equal to the percent of farmers in the State who are women.**
 - (ii) County is equal to the percent of farmers in the county who are women.**
- (2) In developing target participation rates for women, the Agency will consider the number of women who are current farmers and potential farmers.**

***--Note:** Target rates will be based on nationwide data if State allocations are not made.--*

L Loan Funds for Beginning Farmers

[7 CFR 761.209] Each fiscal year, the Agency reserves a portion of direct and guaranteed FO and OL loan funds for beginning farmers in accordance with section 346(b)(2) of the Act.

Direct FO and OL funds are reserved until September 1 of each FY. Beginning farmer down payment funds are reserved until April 1 of each FY.

Note: Between April 1 and September 1 of each FY, beginning farmer down payment funds may be used by any eligible beginning farmer.

Guaranteed FO and OL funds are reserved until April 1 of each FY.

Note: An FLP notice will be issued before the lifting of targets.

M CL Funds

[7 CFR 761.210(a)] The following applicants and conservation projects will receive priority for CL funding:

- (1) Beginning farmer or socially disadvantaged farmer;**
- (2) An applicant who will use the loan funds to convert to sustainable or organic agriculture production system as evidenced by one of the following:**

A conservation plan that states the applicant is moving toward a sustainable or organic production system, or

An organic plan, approved by a certified agent and the State organic certification program, or

A grant awarded by the Sustainable Agriculture Research and Education (SARE) program of the National Institute of Food and Agriculture, USDA.

45 **Allocating Loan Program Funds (Continued)****M CL Funds (Continued)**

- (3) **An applicant who will use the loan funds to build conservation structures or establish conservation practices to comply with 16 U.S.C. 3812 (section 1212 of the Food Security Act of 1985) for highly erodible land.**

N Transfer of Funds

[7 CFR 761.211] If sufficient unsubsidized guaranteed OL funds are available, then beginning on:

- (a) **August 1 of each fiscal year, the Agency will use available unsubsidized guaranteed OL loan funds to make approved direct FO loans to beginning farmers and socially disadvantaged farmers under the Downpayment loan program; and**
- (b) **September 1 of each fiscal year the Agency will use available unsubsidized guaranteed OL loan funds to make approved direct FO loans to beginning farmers.**

46 **Maintaining Borrower Addresses and Service Center Office Codes****A Changing Borrower Address Records**

An authorized agency official must maintain correct addresses for all direct and guaranteed loan borrowers within the authorized agency official's jurisdiction and caseload.

An authorized agency official should make borrower address changes for borrowers with the following:

- *--direct loans only, by updating BP
- both direct and guaranteed loans, by updating BP and by processing a PLAS TC 4C in GLS
- guaranteed loans only, by updating BP and processing a PLAS TC 4C in GLS.

Note: Name and address data entered in GLS for a customer should exactly match BP--* data for the same customer.

See 1-CM, paragraph 198 for documenting customer data changes * * *.

Forms for requesting updated addresses include FSA-470, which FSA mails to the borrower's last known address, and FSA-137, which requests address information from USPS.

46 **Maintaining Borrower Addresses and Service Center Office Codes (Continued)**

B Maintaining the Accuracy of Name and Address Information

SCIMS information is matched nightly against PLAS information to detect variances. Any variances between SCIMS and PLAS systematically generate TC 4C to update PLAS.

County Offices shall view the following reports, available through the FSA Data Marts, using the Farm Loan Programs Data Mart, at least monthly to ensure that name and address information in BP and SCIMS are accurate. Select the “Farm Loan Programs Data Mart > PLAS Reports” link to display the following options:--*

- SCIMS-PLAS Exception
- SCIMS-PLAS Update
- SCIMS-PLAS Discrepancy.

Any necessary corrections to BP or PLAS based on the reports in this subparagraph **must** be made immediately.

Notes: County Offices shall contact State Offices regarding questions about how to process corrections.

BP is a multi-agency database shared by FSA, NRCS, and RD. Consult CED and other agency representatives, as applicable, before making changes/corrections in BP.

***--C SCIMS to PLAS Exception Report**

Exceptions found between current PLAS borrower information and current SCIMS borrower information prevent updating name and address information in PLAS from SCIMS. The SCIMS to PLAS Exception Report provides the current PLAS borrower case number, name, and address information, the current SCIMS name and address information, and a descriptive exception type message that allows the County Office to make corrections.

If the correction is made in BP, the SCIMS-PLAS update process will correct PLAS, allowing for 2 workdays. If the correction is made in PLAS, users need to process the appropriate ADPS transaction or make the appropriate contact for assistance.

The SCIMS to PLAS Exception Report is a cumulative report; therefore, only the most recent report is viewable each day. The following is an example format of the data that may be displayed.

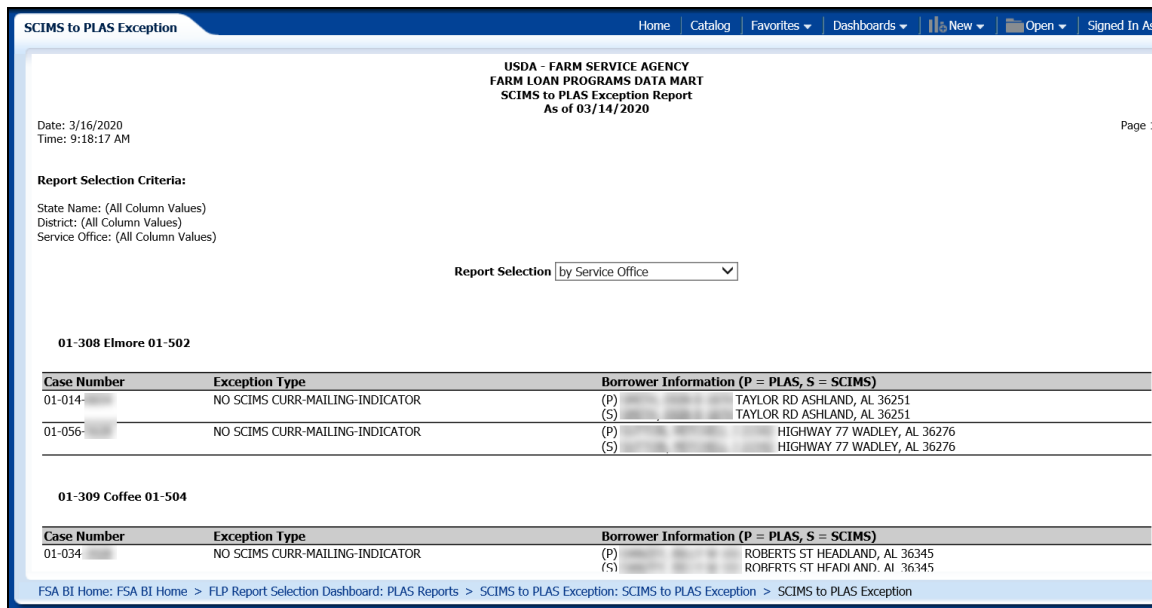
<u>Case Number</u>	<u>Exception Type</u>	<u>Borrower Information (P=PLAS, S=SCIMS)</u>
XX-XXX-XXXX	SCIMS TAXID INACTIVE	(P) SMITH, MARIA A 246 ELM HWY MONROE, AL 12345 (S) SMITH, MARIA A 123 COUNTY RD MONROE, AL 12345

--*

46 Maintaining Borrower Addresses and Service Center Office Codes (Continued)

*--C SCIMS to PLAS Exception Report (Continued)

The following is an example of the FLP Data Mart SCIMS to PLAS Exception Report.



The following table provides the description and corrective action for each exception type.

Exception Type	Description	Corrective Action
NO SCIMS BUSINESS NAME	Business name is missing in SCIMS.	Add the missing information to BP.
NO SCIMS LAST NAME	Last name is missing in SCIMS.	
NO SCIMS FIRST NAME	First name is missing in SCIMS.	
NO SCIMS DELIVERY ADDRESS	Delivery address is missing in SCIMS.	
NO SCIMS CITY	City is missing in SCIMS.	
NO SCIMS STATE	State is missing in SCIMS.	
NO SCIMS ZIP CODE	ZIP Code is missing in SCIMS.	
SCIMS CONTAINS "DECEASED"	Invalid information is in the SCIMS name or address fields.	Modify borrower information in BP to correct invalid information.
SCIMS CONTAINS "INVALID"		
SCIMS CONTAINS "DELETED"		
SCIMS CONTAINS "UNKNOWN"		
SCIMS CONTAINS "INACTIVE"		

--*

46 Maintaining Borrower Addresses and Service Center Office Codes (Continued)

*--C SCIMS to PLAS Exception Report (Continued)

Exception Type	Description	Corrective Action
NO SCIMS CURR-MAILING- INDICATOR	The borrower is in SCIMS, but the current mailing indicator has not been set.	Set the BP current mailing indicator.
NO SCIMS MATCH FOR PLAS BUSINESS	The borrower is present in both SCIMS and PLAS, but the type of applicant code in PLAS does not correspond to the customer type/tax ID type combination in SCIMS.	Change BP to reflect the correct type. Note: The code in PLAS is frequently incorrect and the update may need to be made in PLAS.
NO SCIMS MATCH FOR PLAS PERSON		
SCIMS TAXID INACTIVE	Tax ID code in SCIMS is set to "Inactive".	Contact the State Office.
NO SCIMS INFORMATION FOR TAXID	Borrower is not present in SCIMS.	Research and determine whether BP input is required. Input should be justified by more than clearing the exception.
SCIMS ADDRESS EXCEEDS 38 CHARACTERS	The borrower's delivery address in SCIMS exceeds the characters accommodated in PLAS address fields (2 address fields of 19 characters each). In this case, delivery address information is truncated during the nightly update process.	Modify address information in BP to condense it, using standard USPS abbreviations.

Notes: Users must exercise caution when entering/modifying information for "Delivery Address" in BP, as there is no exception type provided for invalid name/address.

Misspelling a name or an invalid address in BP will result in an update from SCIMS to PLAS that is inaccurate and may not be detected until mail is returned as undeliverable.--*

46 Maintaining Borrower Addresses and Service Center Office Codes (Continued)

*--C SCIMS to PLAS Exception Report (Continued)

A triple space between characters is used systematically to terminate the collection of SCIMS address information during the nightly PLAS update process. Erroneous spacing in SCIMS:

- will decrease the information input to PLAS
- will likely update PLAS with an incomplete address
- may sometimes create an exception for “SCIMS address exceeds 38 characters”.

D SCIMS-PLAS Update Report

The SCIMS-PLAS update process does not update PLAS for a borrower that has only guaranteed loans.

The SCIMS-PLAS Update Report displays the current PLAS case number, TC, “PLAS” field, information in PLAS before the update, and information now in SCIMS that has most recently updated PLAS. This is a daily report and users have the option to view reports from the past 30 calendar days. The following is an example of the SCIMS-PLAS Update Report’s format.

Case Number	Date	PLAS Tran Code	(PLAS) Field	Borrower Information (P=PLAS, S=SCIMS)
01-001-1234	03/10/2020	4C	NAME/ADDRESS	(P) FARM, IMA GOOD 11 FARM RD CALLA, AL 12345 (S) FARM, IMA G 111 FARM RD CALLA, AL 12345

The following is an example of the FLP Data Mart SCIMS-PLAS Update Report.

The screenshot shows a web application interface for "SCIMS to PLAS Update". At the top, there are navigation links: Home, Catalog, Favorites, Dashboards, and New. The main header reads "USDA - FARM SERVICE AGENCY FARM LOAN PROGRAMS DATA MART SCIMS-PLAS Update Report". Below this, the date and time are shown as "Date: 3/16/2020 Time: 9:20:55 AM".

The "Report Selection Criteria" section includes:

- State: (All Column Values)
- District: (All Column Values)
- Service Office: (All Column Values)

 The report is generated "As of 03/10/2020". A "Report Selection" dropdown menu is set to "State".

The data is presented in two sections:

- Alabama:** A table with one entry for Case Number 01-060, Date 03/10/2020, PLAS Tran Code 4C, (PLAS) Field NAME/ADDRESS, and Borrower Information (P) [redacted], CHERRYLL and (S) [redacted], CHERRYLL C.
- Arkansas:** A table with three entries:
 - Case Number 03-025, Date 03/10/2020, PLAS Tran Code 4C, (PLAS) Field NAME/ADDRESS, Borrower Information (P) KOHL 373 WOOD LN VIOLA AR 72583 and (S) KOHL W 373 WOOD LN VIOLA, AR 72583.
 - Case Number 03-067, Date 03/10/2020, PLAS Tran Code 4C, (PLAS) Field NAME/ADDRESS, Borrower Information (P) CHAN LAWRENCE and (S) CHAN LAWRENCE G.
 - Case Number 03-069, Date 03/10/2020, PLAS Tran Code 4C, (PLAS) Field NAME/ADDRESS, Borrower Information (P) [redacted].

 The footer of the interface shows the navigation path: "FSA BI Home: FSA BI Home > FLP Report Selection Dashboard: PLAS Reports > SCIMS to PLAS Update: SCIMS to PLAS Update > SCIMS to PLAS Update".

--*

46 Maintaining Borrower Addresses and Service Center Office Codes (Continued)

D SCIMS-PLAS Update Report (Continued)

Validation Action: Users review each item on the report to verify the accuracy of borrower information. If an error is detected for the information in SCIMS, users shall make the necessary modification in BP. A new TC 4C will then be generated as part of the nightly update process.

E SCIMS-PLAS Discrepancy Report

The SCIMS-PLAS Discrepancy Report lists TC 4C discrepancies that resulted from the previous night's update. These discrepancies are the same as ADPS discrepancies on PLAS; *--however, they will not appear on ADPS. These discrepancies must be corrected by RD Business Center. Users shall contact RD Business Center according to paragraph 5 for--* assistance.

This is a daily report and users have the option to view reports from the past 30 calendar days. The following is an example of the SCIMS-PLAS Update Report's format.

Case Number	Date	Tran	Disc Cde	(PLAS) Field	Borrower Information (P=PLAS, S=SCIMS)
01-001-1234	03/10/2020	4C	03	NAME/ADDRESS	(P) FARM, IMA GOOD 11 FARM RD CALLA, AL 12345 (S) FARM, IMA G 111 FARM RD CALLA, AL 12345

Note: The SCIMS-PLAS Discrepancy Report should generally remain empty.

The following is an example of the FLP Data Mart SCIMS-PLAS Discrepancy Report.

46 Maintaining Borrower Addresses and Service Center Office Codes (Continued)**F Related Instructions**

See 4-FLP, Part 12 for transferring servicing responsibilities when an existing borrower moves to an area serviced by a different County Office.

* * *

47 Ensuring Borrower Compliance With Restrictions on Lobbying**A Overview**

[7 CFR 761.5] A person who applies for or receives a loan made or guaranteed by the Agency must comply with the restrictions on lobbying in 2 CFR Part 418.

USDA regulations about restrictions on lobbying are published in 2 CFR Part 418. This paragraph provides guidance for implementing 2 CFR Part 418 for FLP loan applicants and borrowers.

Note: CFR citations refer to Departmental regulations.

B Applicant and Lender Certification

Any applicant for a direct or guaranteed loan exceeding \$150,000 must certify compliance with lobbying activities requirements. The certification is obtained from all loan applicants on FSA-2001, FSA-2211, FSA-2212, FSA-2301, and FSA-2683.

Lenders applying for a loan guarantee exceeding \$150,000 must certify compliance with lobbying activities requirements. The certification is obtained from all lenders on FSA-2201.

Additional information on certification requirements is available in 2 CFR 418.110, which is included in subparagraph D.

47 **Ensuring Borrower Compliance With Restrictions on Lobbying (Continued)****C Disclosure of Lobbying Activities**

Any person or entity that is required to certify compliance with lobbying activities requirements may have to complete SF-LLL. In particular, any person or entity must complete SF-LLL if they have made or have agreed to make any payment using funds other than appropriated funds to influence a decision in connection with the loan or loan guarantee. This requirement also applies to any person who requests or receives a contract or subcontract of at least \$100,000 under a loan or loan guarantee exceeding \$150,000.

SF-LLL must be submitted at the time of loan or guarantee application and in each calendar quarter in which there occurs any event that requires disclosure or that materially affects the accuracy of the information contained in any disclosure form previously filed by such person *--under paragraphs (a) or (b) of 2 CFR 418.110 (subparagraph D). An event that materially--* affects the accuracy of the information reported includes 1 or more of the following.

- A cumulative increase of \$25,000 or more in the amount paid or expected to be paid for influencing or attempting to influence a covered Federal action.
- A change in the persons or individuals influencing or attempting to influence a covered Federal action.
- A change in the officers, employees, or members contacted to influence or attempt to influence a covered Federal action.

A new SF-LLL must be submitted if and when a borrower changes contractors or subcontractors.

All involved contractors, subcontractors, and grantees must collect disclosures from lower tiers and submit them to higher tiers. The borrower or lender must submit all the disclosures to FSA.

The authorized agency official must file all original disclosures and immediately send copies to the following:

- SED
- *--USDA FSA AMD
355 E STREET SW
10TH FLOOR
WASHINGTON DC 20024.--*

47 Ensuring Borrower Compliance With Restrictions on Lobbying (Continued)

D USDA Certification and Disclosure Requirements

*--

2 CFR 418.110 Certification and Disclosure*

- (a) Each person shall file a certification, and a disclosure form, if required, with each submission that initiates agency consideration of such person for:
- (1) Award of a Federal contract, grant, or cooperative agreement exceeding \$100,000;
 - or
 - (2) An award of a Federal loan or a commitment providing for the United States to insure or guarantee a loan exceeding \$150,000.
- (b) (1) Each person shall file a certification, and a disclosure form, if required, upon receipt by such person of:
- (i) A federal contract, grant, or cooperative agreement exceeding \$100,000;
 - or
 - (ii) A Federal loan or a commitment providing for the United States to insure or guarantee a loan exceeding \$150,000,
- (2) Unless such person previously filed a certification, and a disclosure form, if required, under paragraph (a) of this section.
- (c) Each person shall file a disclosure form at the end of each calendar quarter in which there occurs any event that requires disclosure or that materially affects the accuracy of the information contained in any disclosure form previously filed by such person under paragraphs (a) or (b) of this section. An event that materially affects the accuracy of the information reported includes:
- (1) A cumulative increase of \$25,000 or more in the amount paid or expected to be paid for influencing or attempting to influence a covered Federal action; or
 - (2) A change in the person(s) or individual(s) influencing or attempting to influence a covered Federal action; or
 - (3) A change in the officer(s), employee(s), or Member(s) contacted to influence or attempt to influence a covered Federal action.
- (d) Any person shall file a certification, and a disclosure form, if required, to the next tier above who requests or receives from a person referred to in paragraphs (a) or (b) of this section:
- (1) A subcontract exceeding \$100,000 at any tier under a Federal contract;
 - (2) A subgrant, contract, or subcontract exceeding \$100,000 at any tier under a Federal grant;
 - (3) A contract or subcontract exceeding \$100,000 at any tier under a Federal loan exceeding \$150,000; or
 - (4) A contract or subcontract exceeding \$100,000 at any tier under a Federal cooperative agreement,

--*

47 Ensuring Borrower Compliance With Restrictions on Lobbying (Continued)

D USDA Certification and Disclosure Requirements (Continued)

*--

- (e) All disclosure forms, but not certifications, shall be forwarded from tier to tier until received by the person referred to in paragraphs (a) and (b) of this section. That person shall forward all disclosure forms to the agency.
- (f) Any certification or disclosure form filed under paragraph (e) of this section shall be treated as a material representation of fact upon which all receiving tiers shall rely. All liability arising from an erroneous representation shall be borne solely by the tier filing that representation and shall not be shared by any tier to which the erroneous representation is forwarded. Submitting an erroneous certification or disclosure constitutes a failure to file the required certification or disclosure, respectively. If a person fails to file a required certification or disclosure, the United States may pursue all available remedies, including those authorized by section 1352, title 31, U.S. Code.
- (g) For awards and commitments in process prior to December 23, 1989, but not made before that date, certifications shall be required at award or commitment, covering activities occurring between December 23, 1989, and the date of award or commitment. However, for awards and commitments in process prior to the December 23, 1989 effective date of these provisions, but not made before December 23, 1989, disclosure forms shall not be required at time of award or commitment but shall be filed within 30 days.
- (h) No reporting is required for an activity paid for with appropriated funds if that activity is allowable under either Subpart B or C [of 2 CFR Part 418].

--*

48 Credit Reports

A Overview

FSA uses credit reports to assist in determining:

- eligibility of applicants and borrowers requesting FSA loans and loan servicing options
- feasibility of the applicant's farming operation
- debt settlement eligibility and feasibility.

--See 3-FLP for direct loan making and 4-FLP and 5-FLP for direct loan servicing to specify-- when credit reports are required.

B Confidentiality

The information in a credit report is confidential and is used only as an aid in conducting FSA business. FSA must make credit reports available to the subject of the report in response to a request made under the Privacy Act of 1974. See 3-INFO.

C Mortgage Credit Reports

The following are the 2 types of mortgage credit reports:

- an individual report provides information on 1 person only
- a joint report provides information on a married couple.

FSA will order a mortgage credit report to obtain all credit and public record information available for at least the previous 2 years.

D Commercial Credit Report

A commercial credit report provides information on an entity. A commercial credit report is available only for a separate legal entity. Thus, FSA will order a mortgage credit report rather than a commercial credit report when the applicant is an informal partnership. FSA also may order an individual mortgage credit report on the majority owners (principal members) of an entity.

A commercial credit report normally consists of BIR. BIR is a component of a commercial credit report that includes the following:

- summary section that highlights important data elements
- historical background on the business entity's principals and the entity itself
- review of the entity's financial condition and trend of sales and earnings
- payment record reported by suppliers
- brief description of related entities
- public filings
- special events
- description of the entity's operation.

48 Credit Reports (Continued)**E Ordering Mortgage Credit Report**

Authorized agency officials who have access to FBP will access Equifax, Experian, and Trans Union data through the FBP “General” menu screen.

--See the Farm Business Plan User Guide at <https://inside.fsa.usda.gov/program-areas/daflp/software-manuals/index> for ordering credit reports through FBP.--

F When Mortgage and Commercial Credit Reports Are Not Acceptable

If a County Office has problems with a credit report or credit reporting agency (e.g. data on the report is incomplete or the contractor is not complying with contract terms), then the County Office will contact the State Office for assistance.

Note: Agency officials will not intervene on behalf of the applicant/borrower in matters about disputed information, balances, or credit scores or ratings. These disputes will be handled according to subparagraph H.

If the issue is significant and the State Office needs assistance in resolving, the State Office shall contact DAFLP according to subparagraph 4 D.

G When the Applicant Disputes Information on the Credit Report

If the applicant/borrower disagrees with or disputes information reflected on the credit report, refer the applicant/borrower to the company or companies issuing the credit report at the following phone numbers:

- Trans Union at 312-258-1717 to obtain a copy of their credit report or 800-916-8800 for customer service
- Experian at 888-397-3742 to obtain a copy of their credit report or 800-831-5614, extension 3 for customer service
- Equifax at 800-685-1111 to obtain a copy of their credit report or 800-685-5000, extension 2 for customer service.

Note: Agency officials will not intervene on behalf of the applicant/borrower in matters concerning disputed information, balances, credit scores, or ratings.

48 Credit Reports (Continued)

H Credit Report Fees - Cost to the Applicant

Applicants will be charged for reports according to the following.

Applicant	Cost
Individual	\$16.00
Joint	\$24.50
Entity	\$50.00

*--Notes: Married persons, who are members of an entity, **will** be charged a joint credit--* report fee. Individual credit reports will then be obtained for each.

No fee will be collected for servicing only applications according to 4-FLP, subparagraph 116 A or 5-FLP, subparagraph 81 C.

The credit report fee change is effective on October 17, 2016.

I Recording Fees

The appropriate fee for credit reports collected will be recorded on FSA-2001, FSA-2301, FSA-2314, FSA-2330, and FSA-2683.

J Processing Credit Report Fees

See 3-FI to process credit report fees.

K Payment of Invoices for Credit Reports

The National Office will:

- receive monthly invoices showing State usage
- submit payment to the vendor for credit reports generated through FBP.

49 DLS

A DLS Uses

DLS is the required system for loan making and servicing information and activities.

DLS:

- tracks each loan request in an application package from receipt to final disposition
- obligates loans through its interaction with PLAS
- submits check/EFT requests through PLAS
- submits loan closings to PLAS
- provides an interactive tasks checklist
- monitors the disbursement of loan funds
- *--provides reports of loan making activities and processing timeframes--*
- tracks routine loan servicing activities, and timeframes
- has automated follow-up reminders to assist County Office employees in meeting deadlines for routine loan servicing activities
- provides loan account information, such as principal and interest amounts, and account flags
- provides the ability to manage case numbers and mail codes for customer accounts
- warehouses information for reporting purposes
- has automated reporting capabilities.

The National Office uses DLS data in reports to Congress, CR, and FSA senior management. In addition, the data is used to determine whether FSA loan servicing goals are being/have been met.

49 DLS (Continued)

B User Assistance

The DLS Loan Making and Loan Servicing User’s Guide can be referenced for any specific questions. The guide may be obtained by accessing https://inside.fsa.usda.gov/Assets/USDA-FSA-Intranet/intranetfiles/program-areas/daflp/flp-manuals/DLS_User_Guide.pdf.

C Maintaining and Updating DLS

FCAO is responsible for computer implementation and upgrades. The National Office is responsible for user requirements, updates to accommodate regulatory and statutory changes, and other revisions as needed. State and County Office employees are responsible for data entry of customer and loan information as it is received.

D Security

To obtain an ID and password, users must submit requests according to appropriate IRM directives.

***--E Important Calendar Year 2020 Year-End Dates**

Various transactions are suspended or disabled as needed to perform calendar year-end activities. The following dates are applicable to the availability of DLS.

Action	Date	
Loan Activity Cutoff – the last day that loan activity dated in calendar year 2020 can be processed to be reflected on FSA-2065 for 2020 and related IRS forms	Thursday, January 7, 2021	
Transactions, Suspension, and Enabled Dates		
Transactions	Suspension Date	Enabled Date
<ul style="list-style-type: none"> • TC 4A • TC 4D • SCIMS to PLAS data upload to create TC 4C <p>Notes: MIDAS CRM data must be entered by December 29, 2020, to generate TC 4C on December 30, 2020.</p> <p>Until TC 4A and TC 4D are enabled, do not use the following DLS sections:</p> <ul style="list-style-type: none"> • Transfer and Assumption • Manage case number under Customer Management. 	December 31, 2020	January 13, 2021

--*

50 GLS**A Purpose and Overview**

GLS was designed to account for all loan making and servicing activity for guaranteed loans. GLS is used to:

- track the processing of guaranteed loan applications, including obligation and loan closing
- process all loan servicing transactions, including interest assistance claims, transfers and assumptions, repurchases, reamortizations, and loss claims
- record guaranteed loan status and default status reports
- maintain lender information, including lender status
- obtain reports for monitoring the guaranteed loan portfolio.

The data entered into GLS is used to monitor individual loan accounts, as well as to provide reports to Congress, CR, Executive Branch, FSA senior management, and parties making FOIA requests. It is FSA's accounting tool for the Guaranteed Loan Program.

B GLS User Assistance

*--For specific guidance, the GLS User Guide can be found by doing either of the following:

- logging in the GLS web site using required eAuthentication permissions and selecting "Help"
- selecting the GLS User Guide from the Farm Loan Programs Home Page.--*

50 GLS (Continued)

C Responsibility for Maintaining and Updating GLS

--GCB is responsible for system upgrades. The National Office is responsible for user requirements, updates to accommodate regulatory and statutory changes, and other revisions as needed. County Office and GCB employees are responsible for data entry of customer-- and loan information.

D Security

To obtain a GLS ID and password, users must submit requests according to appropriate IRM directives.

E Important Calendar 2020 Year-End Dates

Various transactions are suspended or disabled as needed to perform calendar year-end activities. The following dates are applicable to the availability of GLS.

Action	Date	
Loan Activity Cutoff – the last day that loan activity dated in calendar year 2020 can be processed to be reflected on 2020 IRS forms.	Thursday, January 7, 2021	
Transactions, Suspension, and Enabled Dates		
Transactions	Suspension Date	Enabled Date
<ul style="list-style-type: none"> • TC 4A • TC 4C • TC 4D 	December 31, 2020	January 13, 2021
<p>Note: Transactions for Debt Offset Collection, Refund, and Write-off maintenance cannot be processed during this period.</p>		

51 FOCUS**A Purpose and Overview**

FOCUS is an ad-hoc reporting system used by the National and State Offices for monitoring purposes. Users may choose to use “canned” reports or may prepare specific reports, as needed, using:

- direct loan data entered through ADPS
- application data entered in DLS.

B User Assistance

Refer to the USDA FOCUS Ad Hoc Reporting System Manual – Field Office User’s Manual for guidance. The User’s Manual may be obtained by ordering Item 257 from the Kansas City Warehouse.

C Training

State Office employees shall submit requests for training, through SED, to either of the following:

- USDA FSA DAFLP
STOP 0520
1400 INDEPENDENCE AVE SW
WASHINGTON DC 20250-0520
- FAX: 202-690-3573

D Security

To obtain an ID and password, users must submit requests according to appropriate IRM directives.

52 ADPS**A Purpose**

ADPS is a terminal application system that allows users to process FLP accounting transactions and view borrower or acquired property information. ADPS connects users *--located at State and County Offices to FaSB, GCB, and PLAS. Authorized users shall--* enter and use information in ADPS for both loan making and servicing purposes.

B Overview

ADPS is used to:

- manuscript select transactions and analyze and correct those transactions if rejected from PLAS (discrepancies)
- view a borrower's loan status information, which lists the following:
 - unpaid balances of existing direct loans along with basic information about each loan
 - cross-reference data from throughout the nation
 - detailed history of transactions
- route selected ADPS-manuscripted or discrepancy transactions that are only processed by FaSB using special routing codes
- view received, processed, and corrected payment activity
- view acquired property information and detailed history of transactions processed for an acquired property.

52 ADPS (Continued)**C ADPS Assistance**

ADPS Online Help is:

- a computer-based system that provides ADPS processing information in the form of online reference material (Reference) and pop-up windows
- accessed from the terminal screen.

The online material reference provides general information about ADPS transactions, definitions, and code values for all short descriptions and mnemonics on transaction detail screens and status screens, discrepancy code definitions, and corrective actions. Pop-up windows provide information for pre-manuscripting validations and manuscript transactions.

For information on ADPS, contact the State Office Automation Coordinator or, if authorized, the Help Desk at 1-800-457-3642. The Help Desk will provide information, guidance, and technical assistance in resolving problems about ADPS operations.

D Requesting Changes to the User Documentation

To initiate a change to the user documentation, submit FmHA 2006-21 to the following.

USDA RURAL DEVELOPMENT
USER DOCUMENTATION STAFF
MAIL CODE 421
--4300 GOODFELLOW BOULEVARD--
ST LOUIS MO 63120

52 ADPS (Continued)**E Maintaining Program Records**

--When submitting transaction information through ECM to FaSB and GCB, the authorized-- agency official must retain the original documents, screen printouts, and transmittal letters. These will be filed in the case folder after verifying that the transaction has been processed.

ADPS screen printouts must be retained in position 2 of the case folder according to 32-AS retention requirements for the folder and its entire contents.

When applicable, users must access ADPS to determine that the selected transactions have been processed or rejected. Users must file processed transaction screens, correct discrepancies, and annotate the related source/input document with the corrected information. Users must generate screen printouts of all corrections and file them with the original input document.

F Using “OK to Apply Codes”

“OK to Apply Codes” are used to process a transaction or correct a discrepancy as required by the online assistance for processing transactions. The user shall file a copy of the screen printout to verify the use of an “OK to Apply Code”. Screen printouts will be retained in the case folder according to 32-AS retention requirements for the folder and its entire contents.

G Processing Schedule

Users must process transactions within 10 calendar days of the effective date. If a discrepancy occurs, the transaction must be corrected within 5 calendar days of the initial rejection date. An additional 15 calendar days are allowed for correcting discrepancies with a suspend code on the borrower account.

52 ADPS (Continued)

H State Office Action

SED shall ensure timely automation processing and that a County Office is at an acceptable level by:

- training at least 2 employees to process transactions
- processing ADPS transactions as of the effective date or the next workday thereafter
- using “Action Pending Codes” from Online Help when necessary to delay initial processing or make discrepancy corrections.

I ADPS and DLS TC’s and Titles

The following provides ADPS TC’s and titles.

TC	Title
1A <u>2/</u>	Direct or Guaranteed Loan - Obligation Only
1C <u>2/</u>	Check Request
1D <u>2/</u>	Cancellation of Loan/Grant - Obligation Only
1E <u>1/</u>	Check Cancellation - Obligation Retained

- *--1/ Transactions processed by FaSB only.--*
- 2/ Transactions processed through DLS to PLAS.

52 ADPS (Continued)

I ADPS and DLS TC's and Titles (Continued)

TC	Title
1F <u>2/</u>	Loan Closing
1G	Credit Sale
1H	Cash Sale/Transfer - Acquired Property
1I	Judgment Cost
1J <u>1/</u>	Cancellation of Loan and/or Check
1K <u>1/</u>	Nonrecoverable Cost
1L/L1	Recoverable Loan Cost
1M <u>2/</u>	Assumption
1M <u>2/</u>	Consolidation
1M <u>2/</u>	Reamortization
1M <u>2/</u>	Reschedule
1O <u>1/</u>	Natural Resource Conservation Service Advance
1P <u>1/</u>	Insurance Charge
1R <u>1/</u>	Default Charge
1S	Lease of Real Property
1T	Correction of Statistical Information
1W <u>1/</u>	Loan Charge Adjustment
1X	Acquired Property Cost
1Y <u>1/</u>	Loan/Grant Cancellation - Obligation and Check
2A <u>1/</u>	Field Office Cash Collection - Initial Update
2B <u>1/</u>	Field Office Cash Collection - Subsequent Update
2C <u>1/</u>	Cash Uncollectible - Field Office Payment
2E <u>1/</u>	Cash Collection - Acquired Property or Lease Payment
2F <u>1/</u>	Reversal and Reapplication of Payment - Same Borrower
2R <u>1/</u>	Cash Collection Refund
2U <u>1/</u>	Reversal and Reapplication of Payment - Different Borrower
2W <u>1/</u>	Cash Uncollectible - Direct Payment
2X <u>1/</u>	Direct Payment Cash Collection - Initial Update
2Y <u>1/</u>	Direct Payment Cash Collection - Subsequent Update
2Z <u>1/</u>	Reapplication - Correct Payment Type
3B	Notice of Judgment
3C <u>1/</u>	Default Credit

--1/ Transactions processed by FaSB and GCB.--

2/ Transactions processed through DLS to PLAS.

52 ADPS (Continued)

I ADPS and DLS TC's and Titles (Continued)

TC	Title
3E	Acquisition - Property
3F <u>1/</u>	Employee Defalcation
3G <u>1/</u>	Noncash Credit - Administrative Adjustment
3H <u>2/</u>	Conservation Contract
3K	Debt Settlement
3L	Writeoff Lease Account
3N <u>1/</u>	Noncash Application - Assumption Agreement
3O <u>1/</u>	Equity Receivable Amortization - Shared Appreciation Loan
3P <u>1/</u>	Noncash Credit - 3 rd Party Judgment
3Q	Net Recovery Buyout/SFH Equity Recapture
3Q <u>2/</u>	Market Value Buyout
3R	Shared Appreciation Writedown
3T	Notice of 3 rd Party Judgment
3V <u>2/</u>	Equity Receivable - Full Sale
3V <u>2/</u>	Equity Receivable - Maturity
3V <u>2/</u>	Equity Receivable - Maturity With Partial Sale
3V <u>2/</u>	Equity Receivable - Partial Sale
3Y	Acquired Property - Conservation Easement
4A <u>2/</u>	Loan Transfer
4A <u>2/</u>	Manage Case Number - Loan
4C <u>1/</u>	Change in Name and Address
4D <u>2/</u>	Customer Transfer
4D <u>2/</u>	Manage Case Number - Customer
4E <u>1/</u>	Replacement of Interim Instruments - Amortized/Bond Accounts
4F <u>1/</u>	Change in Loan Number
4G <u>1/</u>	Assumption Agreement - Same Rates and Terms
4J <u>1/</u>	Focal Interest Adjustment
4K <u>1/</u>	Reopen Closed Property/Lease Account
4K/K4	Reopen Closed Borrower/Holder/Equity Account - Establish Settlement Code
4L <u>1/</u>	Correction of Annual Installments
4M <u>1/</u>	Maturing of Account
4N <u>1/</u>	Acceleration of a Borrower Account
4O <u>1/</u>	Deceleration of a Borrower Account

-1/ Transactions processed by FaSB and GCB.--

2/ Transactions processed through DLS to PLAS.

52 ADPS (Continued)

I ADPS and DLS TC's and Titles (Continued)

TC	Title
4P <u>1</u> /	Schedule Status Adjustment
4Q <u>1</u> /	Loan Bond Installments
4R <u>1</u> /	Adjustment of Bond Installments
4S <u>1</u> /	Miscellaneous Adjustments
4U <u>1</u> /	Reestablish Loan Account - Name and Address
5A	Case Reclassification - Collection Only to Active
5B	Case Reclassification - Active to Collection Only
5C <u>1</u> /	Change in Kind Code
5D	Change in Veteran Status - to Veteran
5E <u>1</u> /	Establish Suspend Code
5F <u>2</u> /	Remove Suspend Code
5G <u>2</u> /	Add Customer Flag
5H <u>2</u> /	Remove Customer Flag
5J <u>1</u> /	Change Purchase Code
5K	Change in Veteran Status - to Nonveteran
5L	Acquired Property Maintenance
5M	Change in Race/Type of Applicant/Collateral/Acceleration Date/Training Code and Dates
5N	Change in Statistical Codes
5Q <u>1</u> /	Correction of Association/Bond/Document/Payment Code
5R <u>1</u> /	File Adjustment

--1/ Transactions processed by FaSB only.--
2/ Transactions processed through DLS to PLAS.

52 ADPS (Continued)

I ADPS and DLS TC's and Titles (Continued)

TC	Title
5S <u>1</u> /	Record Debt Set-Aside
5S <u>2</u> /	Record Disaster Set-Aside
5T <u>1</u> /	Reverse Debt Set-Aside
5T <u>2</u> /	Cancel Disaster Set-Aside
5W <u>2</u> /	Record Loan Deferral
5X <u>1</u> /	Reverse Loan Deferral Expiration/Cancellation
5Y <u>2</u> /	Cancel Loan Deferral
8H <u>1</u> /	Split/Combine Loans - Account Status
8M	Limited Resource Loan Review
8N	Record Borrower/Loan Classification Data
8P	Acquired Property - Subdivision
8R <u>2</u> /	Interest Rate Adjustment
9E	Suspend Code - Acquired Property
9G <u>2</u> /	Change in Borrower/Property Mail Code
* * *	* * *

-1/ Transactions processed by FaSB only.--
2/ Transactions processed through DLS to PLAS.

52 ADPS (Continued)

***--J Important Calendar 2020 Year-End Dates**

Various transactions are suspended or disabled as needed to perform calendar year-end activities. The following dates are applicable to the availability of ADPS.

Action	Date	
Loan Activity Cutoff – the last day that loan activity dated in calendar year 2020 can be processed to be reflected on FSA-2065 for 2020 and related IRS forms.	Thursday, January 7, 2021	
Availability of ADPS Terminals		
Holiday Schedule: Terminals available until 3 p.m. c.t. because of the holiday	Thursday, December 24, 2020 (no update) Thursday, December 31, 2020 (3 p.m. c.t. cutoff)	
Transaction Processing: Terminals will be available to provide additional time for initial transaction entry and discrepancy correction before preparing the Annual Statements.	Saturday, December 19, 2020, and Saturday, January 2, 2021 Terminals available from 6 a.m. to 3 p.m. c.t.	
Loan Activity Cutoff: Transactions processed through the terminals before the Loan Activity Cutoff will be reported for 2020.	Thursday, January 7, 2021 Terminals available from 6 a.m. to 7 p.m. c.t.	
Transaction suspension/Enabled Dates		
Transactions	Suspension Date	Enabled Date
TC 4A TC 4C TC 4D TC 4F TC 4G TC K4	December 30, 2020	January 13, 2021

--*

53 CAIVRS

A Requesting CAIVRS ID and Password

Employees who perform CAIVRS checks shall request a CAIVRS ID and password according to the following.

Step	Action
1	*--Access the CAIVRS web site at https://entp.hud.gov/caivrs/public/home.html .--*
2	CLICK “Using CAIVRS”.
3	Under “Government Agencies”, CLICK “Registration for Government User ID”.
4	Follow the instructions to obtain a government user ID. For “Select Agency/Program”, CLICK “USDA/Farm Service” and continue entering the required information.
5	CLICK “Send Application” and the request for a government user ID will be processed.

Once the CAIVRS ID and password request has been completed, users must:

- complete FSA-13-A, items 1 through 13 and item 37
- forward the completed FSA-13-A to the State SLR.

The State SLR must enter FSA-13-A information into ERSR before a CAIVRS ID and password can be issued.

Upon receiving ERSR from the State SLR, the FSA CAIVRS administrator will provide by e-mail, a CAIVRS ID and password to the requesting employee within 3 working days.

Note: CAIVRS passwords are valid for 21 calendar days and must be reset before expiring. *--Passwords must be exactly 8 characters, are case sensitive, and must contain at least 1 letter, 1 number, and 1 special character. For forgotten or expired password--* assistance, contact the Security Operations Help Desk at 800-255-2434, option 2.

53 CAIVRS (Continued)

B Using CAIVRS

Perform a CAIVRS inquiry according to the following.

Step	Action
1	Access the CAIVRS web site at https://entp.hud.gov/caivrs/public/home.html .
2	CLICK "Government User Menu".
3	Enter CAIVRS ID and password.
4	Select the function to perform when prescreening an applicant, such as "CAIVRS Authorization".
5	Select the agency or program that is prescreening the applicant from the agency list.
6	Enter the applicant's Social Security number or EIN and select the appropriate Social Security number or EIN indicator.
7	CLICK "Submit".
8	Print the "CAIVRS Authorization Results" and place in case file.

Note: If there are no claims, defaults, or foreclosures reported to CAIVRS, then CAIVRS will respond that there are no cases and provide a confirmation number.

--54 Farm Loan Programs Data Mart*A Purpose and Overview**

The Farm Loan Programs Data Mart is an on-demand reporting system used by all offices for monitoring purposes. A user with access to the Farm Loan Programs Data Mart can pull direct and guaranteed data as entered through DLS and GLS. Reports can be downloaded to Excel or PDF format.

B User Assistance

The Farm Loan Programs Data Mart may be accessed on the FSA Data Ware House Production Home Page at <http://fsadw.nitckc.usda.gov/analytics/>.

The FSA Enterprise Data Ware House User Manual for the Farm Loan Programs Data Mart may be accessed on the FSA-Business Intelligence Home Page by clicking User Manual.

C Security

Authorized users may access the Farm Loan Programs Data Mart reporting system using--* their eAuthentication ID. New users can be requested by completing and submitting FSA-13-A according to appropriate IRM directives.

D Available Reports

See Exhibit 18 for a list of available reports.

55 Type of Assistance and Fund Codes**A Fund Codes**

Fund codes are used to identify a type of loan. For example, Fund Code 44 indicates OL.

Obsolete fund codes are not used for new loans; however, obsolete fund codes will be reassigned if the loan is assumed.

See Exhibit 16 for a list of fund codes.

B Type of Assistance Codes

Type of assistance codes identify the specific type of loan for DLS obligation purposes. For example, a Type of Assistance Code 152 is a 1-year Youth loan for an SDA applicant.

See Exhibit 16 for a list of types of assistance codes.

56-59 (Reserved)

60 Interest Rates

A Interest Rates for Direct Loans

[7 CFR 761.9] Interest rates for all direct loans are set in accordance with the Act. A copy of the current interest rates may be obtained in any Agency Office.

Note: See Exhibit 17 for current interest rates.

***--61 FLP Debt Reporting to Credit Bureaus**

A Reporting for FSA Direct Loans

All FSA direct FLP loans are reported to commercial credit bureaus (Dun and Bradstreet, Experian, and Equifax) by DCIB on a quarterly basis. The process is performed every January, April, July, and October around the 25th of the month.

Borrowers' current loan status is reported. Borrowers are reported as delinquent if 90 calendar days past due. The following table provides the credit bureaus current activity status codes.

Code	Explanation
A	Current
B	Delinquent
C	In Default
E	Contested
F	In Liquidation
G	Foreclosure Started
H	Foreclosed
I	Repossessed Collateral
J	Written Off
K	Settled
L	Paid in Full
M	Paid in Full/Was Collection
N	Paid in Full/Written Off
O	Paid in Full/Was Repossession
P	Cannot be located
Q	Written Off/Closed-Out or Discharged
R	Other

B Reporting for FSA Guaranteed Loans

FSA guaranteed loan information reported on both FSA-2248 and FSA-2241 is transmitted monthly to commercial credit bureaus. See 2-FLP, Exhibit 15.4 for more details.--*

62-100 (Reserved)

Part 4 Supervised Bank Accounts

101 Overview

A Supervised Bank Account

A supervised bank account is an account with a financial institution established through a deposit agreement entered into between the borrower, FSA, and the financial institution.

B Establishing a Supervised Bank Account

[7 CFR 761.51 (a)] Supervised bank accounts will be used to:

- (1) Assure correct use of funds planned for capital purchases or debt refinancing and perfection of the Agency's security interest in the assets purchased or refinanced when electronic funds transfer or treasury check processes are not practicable;
- (2) Protect the Agency's security interest in insurance indemnities or other loss compensation resulting from loss or damage to loan security; or
- (3) Assist borrowers with limited financial skills with cash management, subject to the following conditions:
 - (i) Use of the supervised bank account for this purpose will be temporary and infrequent;
 - (ii) The need for a supervised bank account in this situation will be determined on a case-by-case basis; and
 - (iii) The borrower agrees to the use of a supervised bank account for this purpose by executing the deposit agreement.

*--Until CFR is amended, supervised bank accounts may be used to:

- protect the Agency's security interest in insurance indemnities or other loss compensation resulting from loss or damage to loan security
- assure correct use of funds planned with proceeds from the sale of basic security and perfection of the Agency's security interest in the assets purchased
- assure correct use of funds planned for performing construction and other development work.--*

101 Overview (Continued)**B Establishing a Supervised Bank Account (Continued)**

*--FSA-2140 will be signed by all borrowers.

A supervised bank account will be used, only when necessary, to ensure that loan or security proceeds are used according to the farm operating plan, agreement to use proceeds, construction and development plan, or other agreement with FSA.

Note: Supervised bank accounts must **not** be used in place of EFT or Treasury checks, according to 7 CFR 764.402(e)(3) (3-FLP, subparagraph 431 A), if practicable.--*

C Justification for Using a Supervised Bank Account

County Offices must:

- ensure that a supervised bank account is established according to this Part
- document in FBP Credit Presentation the reason a supervised bank account was established.

Note: For servicing actions that do not require a Credit Presentation be completed, justification will be documented in FBP.

See 3-FLP, 4-FLP, and 5-FLP for specific loan making and servicing situations where a supervised bank account is needed.

DD's and State Offices must review case files of borrowers with supervised bank accounts during County Office reviews to:

- verify that documentation is in place
- document in FBP their concurrence that the supervised bank account is needed.

If the review determines that the supervised bank account is not needed, DD or State Office must:

- document the results of the review in FBP
- instruct the authorized agency official to close the supervised bank account.

102 Establishing a Supervised Bank Account

A Selecting a Financial Institution

[7 CFR 761.51(b)] The borrower may select the financial institution in which the account will be established, provided the institution is Federally insured. If the borrower does not select an institution, the Agency will choose one.

[7 CFR 761.51(c)] Only one supervised bank account will be established for any borrower.

[7 CFR 761.51(d)] If both spouses sign an FLP note and security agreement, the supervised bank account will be established as a joint tenancy account with right of survivorship from which either borrower can withdraw funds.

B Opening a Supervised Bank Account

The authorized agency official must provide the financial institution with FSA-2140, which addresses:

- services to be provided
- frequency and method of transmission for account statements
- countersignature requirements
- waiving of service charges whenever possible.

The authorized agency official, the financial institution, and any borrower authorized to write checks must sign FSA-2140. File the original in the borrower's case file and provide 1 copy to the borrower and 1 copy to the financial institution.

The authorized agency official is not required to provide his or her SSN to the financial institution. Government agencies are exempt from the requirements of the Customer *--Identification Program. See 3-FI and 64-FI.--*

Note: Supervised bank accounts shall remain open no longer than 12 months, unless justified by the loan official, and concurrence by DD. DD must document the reason in the FBP running record.

C Type of Account

[7 CFR 761.53(a)] A supervised bank account, if possible, will be established as an interest bearing deposit account provided that funds will not be immediately disbursed, and the account is held jointly by the borrower and the Agency if this arrangement will benefit the borrower.

The authorized agency official, the borrower, and the financial institution must complete FSA-2141 when an interest bearing account is used.

102 Establishing a Supervised Bank Account (Continued)

D Account Balance Exceeding the Maximum Amount Insured by the Government

[7 CFR 761.51(e)] If the funds to be deposited into the account cause the balance to *--exceed the maximum amount insurable by the Federal Government, the financial--* institution must agree to pledge acceptable collateral with the Federal Reserve Bank for the excess over the insured amount, before the deposit is made.

* * *

Agency officials should use EFT or multiple advances when possible to minimize instances where the balance in supervised bank accounts will exceed the maximum insurable amount.

If an account balance will exceed \$250,000, County Offices must complete FSA-2144 and forward it to the State Office. The State Office shall submit FSA-2144 to:

- FMD FINANCIAL SYSTEMS AND PROCEDURES BRANCH
STOP 0581
1400 INDEPENDENCE AVE SW
WASHINGTON DC 20250-0581
- FAX: 703-305-1144.

FMD will coordinate the collateralization with the financial institution.

[7 CFR 761.51(e)] (1) If the financial institution is not a member of the Federal Reserve System, the institution must pledge acceptable collateral with a correspondent bank that is a member of the Federal Reserve System. The correspondent bank must inform the Federal Reserve Bank that it is holding securities pledged for the supervised bank account in accordance with 31 CFR Part 202 (Treasury Circular 176).

(2) When the balance in the account has been reduced, the financial institution may request a release of part or all of the collateral, as applicable, from the Agency.

Requests for release of collateral will be forwarded to FMD, Financial Systems and Procedures Branch.

103 Supervised Bank Account Transactions and Monitoring**A Deposits**

[7 CFR 761.52(a)] Checks or money orders may be deposited into a supervised bank account provided they are not payable:

- (1) Solely to the Federal Government or any agency thereof; or**
- (2) To the Treasury of the United States as joint payee.**

The authorized agency official must prepare the deposit slip and deliver the deposit to the financial institution. Copies are distributed to the borrower and the borrower's case file.

FSA must maintain a record of all deposits, including funds from other sources, on FSA-2142.

B EFT Transactions

[7 CFR 761.52(b)] Loan proceeds may be deposited electronically.

The authorized agency official should use EFT to deposit loan funds to a supervised bank account.

The authorized agency official will make the initial deposit to the supervised bank account with a paper check only when required by the financial institution or if an EFT waiver is on file. FSA may then make subsequent advances by initiating EFT transactions.

103 Supervised Bank Account Transactions and Monitoring (Continued)**C Withdrawals from a supervised bank account**

[7 CFR 761.54(a)] The Agency will authorize a withdrawal from the supervised bank account for an approved purpose after ensuring that:

- (1) Sufficient funds in the supervised bank account are available;**
- (2) No loan proceeds are disbursed prior to confirmation of proper lien position, except to pay for any lien search if needed;**
- (3) No checks are issued to “cash”; and**
- (4) The use of funds is consistent with the current farm operating plan or other agreement with the Agency.**

[7 CFR 761.54(b)] A check must be signed by the borrower with countersignature of the Agency, except as provided in Paragraph (c) of this section (subparagraph 103 D). All checks must bear the legend “countersigned, not as co-maker or endorser.”

D Withdrawal Without Borrower Signature

[7 CFR 761.54(c)] The Agency will withdraw funds from a supervised bank account without borrower counter signature only for the following purposes:

- (1) For application on Agency indebtedness;**
- (2) To refund Agency loan funds;**
- (3) To protect the Agency’s lien or security;**
- (4) To accomplish a purpose for which such advance was made; or**
- (5) In the case of a deceased borrower, to continue to pay necessary farm expenses to protect Agency security in conjunction with the borrower’s estate.**

The authorized agency official must submit recommendations for withdrawal to SED, in writing. SED may withdraw funds from a supervised bank account using FSA-2145.

103 Supervised Bank Account Transactions and Monitoring (Continued)**E Documentation**

The authorized agency official may retain copies of invoices, receipts, or other documentation, as necessary, to support withdrawals from the supervised bank account.

F Interest

[7 CFR 761.53(b)] Interest earned on a supervised bank account will be treated as normal income security.

See 4-FLP for further information on normal income security.

G Reconciliation

The authorized agency official must reconcile the supervised bank account statement with FSA-2142. Items to be reconciled are the payee, amount of each check, and the balance in the account. Deposits and withdrawals verified during the reconciliation will be initialed and dated. Any discrepancies must be resolved and documented in the FBP running record.

The authorized agency official must return the statement and canceled checks to the borrower after the reconciliation has been completed. The results of the reconciliation must be documented in the FBP running record.

Note: Signing checks and reconciliation must be completed by separate agency officials.

H Annual Report

The State Office will review all SBA's at least annually. Each State Office with 10 or more outstanding SBA's will submit the annual SBA Review Report, as of September 30 through SDMS, documenting the number of SBA accounts that are open, total present balance in all accounts, and justification for all accounts open longer than 12 months no later than October 31.

Notes: See 1-AS, Exhibit 8 for guidance on using SDMS. ENTER "SBA Review Report" as the title.

--Negative reports are not required.--

104 Closing Accounts**A Account No Longer Needed**

[7 CFR 761.55(a)] If the supervised bank account is no longer needed and the loan account is not paid in full, the Agency will determine the source of the remaining funds in the supervised bank account. If the funds are determined to be:

(1) Loan funds:

- (i) From any loan type, except Youth loan, and the balance is less than \$1000, the Agency will provide the balance to the borrower to use for authorized loan purposes;**
- (ii) From a Youth loan, and the balance is less than \$100, the Agency will provide the balance to the borrower to use for authorized loan purposes;**

(2) Loan funds:

- (i) From any loan type, except Youth loan, and the balance is \$1000 or greater, the Agency will apply the balance to the FLP loan;**
- (ii) From a Youth loan, and the balance is \$100 or greater, the Agency will apply the balance to the FLP loan;**

(3) Normal income funds, the Agency will apply the balance to the remaining current year's scheduled payments and pay any remaining balance to the borrower; and

(4) Basic security funds, the Agency will apply the balance to the FLP loan as an extra payment or the borrower may apply the balance toward the purchase of basic security, provided the Agency obtains a lien on such security and its security position is not diminished.

B Uncooperative Borrowers

[7 CFR 761.55(b)] If the borrower is uncooperative in closing a supervised bank account, the Agency will make written demand to the financial institution for the balance and apply it in accordance with paragraph (a) (subparagraph 104A) of this section.

Written demand will be made by SED according to subparagraph 103 D.

104 Closing Accounts (Continued)**C Death of Borrower**

[7 CFR 761.55(c)] In the event of a borrower's death, the Agency may:

- (1) Apply the balance to the borrower's FLP loan;**
- (2) Continue with a remaining borrower, provided the supervised bank account was established as a joint tenancy with right of survivorship account;**
- (3) Refund unobligated balances from other creditors in the supervised bank account for specific operating purposes in accordance with any prior written agreement between the Agency and the deceased borrower; or**
- (4) Continue to pay expenses from the supervised bank account in conjunction with the borrower's estate.**

Deceased borrower's supervised bank accounts will be handled according to 4-FLP. SED may withdraw funds according to subparagraph 103 D after obtaining approval from OGC.

105-120 (Reserved)

Part 5 Planning and Performing Construction and Other Development

121 Overview

A Purpose

[7 CFR 761.10(a)] This section describes Agency policies regarding the planning and performing of construction and other development work performed with:

- (1) Direct FLP loan funds; or**
- (2) Insurance or other proceeds resulting from damage or loss to direct loan security.**

122 Borrower Requirements for Preparing a Construction and Development Plan**A Applicability**

An applicant for an FLP loan for construction or repair of farm dwellings, service buildings, *--or land development must submit a construction and development plan to FSA before loan approval.--*

A borrower using insurance or other proceeds resulting from the damage or loss of loan security for construction, repair, or land development must submit a construction and development plan to FSA before the release of any proceeds.

B Funds for Development Work

[7 CFR 761.10(b)] **The applicant or borrower:**

(1) Must provide the Agency with an estimate of the total cash cost of all planned development prior to loan approval.

Note: Estimates must be provided from the supplier or contractor who will provide services or perform the repair.

(2) Must show proof of sufficient funds to pay for the total cash cost of all planned development at or before loan closing.

(3) Must not incur any debts for materials or labor or make any expenditures for development purposes prior to loan closing with the expectation of being reimbursed from Agency funds.

Acceptable sources of funds to pay for the planned development include loan proceeds, any cash furnished by the borrower, proceeds from cost sharing programs, or proceeds from the sale of property.

122 Borrower Requirements for Preparing a Construction and Development Plan (Continued)

C Scheduling, Planning, and Completing Development Work

[7 CFR 761.10(c)] The applicant or borrower:

- (1) Is responsible for scheduling and planning development work in a manner acceptable to the Agency and must furnish the Agency information fully describing the planned development, the proposed schedule and the manner in which it will be accomplished.**

Construction and development work may be performed either by the contract method or the borrower method.

Under the contract method, construction and development contractors perform work according to a written contract with the applicant or borrower. Under the borrower method, the applicant or borrower will perform the construction and development work.

The borrower method may only be used when the authorized agency official determines, based on information from the applicant, that both of the following conditions apply.

- The applicant possesses or arranges to obtain the necessary skill and managerial ability to complete the work satisfactorily
- Such work will not interfere with the applicant's farming operation or work schedule.

An applicant or borrower must submit FSA-2150 along with the following information:

- cost estimates that fully describe the materials to be used and the work to be performed according to subparagraph B
- certified drawings, specifications, or contract documents that completely describe the work, including all landscaping, repairs, and site development
- technical data, tests, or engineering evaluations, if requested by FSA.

--The applicant or borrower must identify and inform FSA of the authorities or professionals who will perform inspections before initiating conservation or development projects.--

D Qualified Technical Services

The applicant or borrower:

[7 CFR 761.10(c)(5)] Is responsible for obtaining any required technical services from qualified technicians, trades-people, and contractors.

The applicant should be advised to review copies of license, liability insurance, and bond coverage; however, copies are not required for the borrower's file.

122 Borrower Requirements for Preparing a Construction and Development Plan (Continued)

E Construction and Repair Standards

[7 CFR 761.10(d)] (1) The construction of a new building and the alteration or repair of an existing building must conform with industry-acceptable construction practices and standards.

- (2) All improvements to a property must conform to applicable laws, ordinances, codes, and regulations.**
- (3) The applicant or borrower is responsible for selecting a design standard that meets all applicable local and state laws, ordinances, codes, and regulations, including building, plumbing, mechanical, electrical, water, and waste management.**
- (4) The Agency will require drawings, specifications, and estimates to fully describe the work as necessary to protect the Agency's financial interests. The drawings and specifications must identify any specific development standards being used. Such information must be sufficiently complete to avoid any misunderstanding as to the extent, kind, and quality of work to be performed.**
- (5) The Agency will require technical data, tests, or engineering evaluations to support the design of the development as necessary to protect its financial interests.**
- (6) The Agency will require the applicant or borrower to provide written certification that final drawings and specifications conform with the applicable development standard as necessary to protect its financial interests. Certification must be obtained from individuals or organizations trained and experienced in the compliance, interpretation, or enforcement of the applicable development standards, such as licensed architects, professional engineers, persons certified by a relevant national model code organization, authorized local building officials, and national code organizations.**

*--Certification required may vary based on type of construction and amount needed and may include, but not be limited to:

- permits issued by local building authorities, based on review of detailed plans and specifications
- licensed general contractor
- local building company.--*

122 Borrower Requirements for Preparing a Construction and Development Plan (Continued)

F Scheduling Construction

The applicant or borrower:

[7 CFR 761.10(c)(4)] Must schedule development work to start as soon as feasible after the loan is closed and be completed as quickly as practicable.

Development work should be completed no later than 12 months from the date of loan closing. The authorized agency official must document any extension beyond 12 months in *--FBP.--*

G Approvals and Permits

The applicant or borrower:

[7 CFR 761.10(c)(2)] Is responsible for obtaining all necessary State and local construction approvals and permits prior to loan closing.

All necessary State and local construction approvals and permits should be obtained before loan closing. Failure to obtain such approvals and permits in a timely manner may delay the project and increase costs. In some cases, all approvals and permits may not be available until after construction.

122 Borrower Requirements for Preparing a Construction and Development Plan (Continued)

H Environmental Review

The applicant or borrower:

[7 CFR 761.10(c)(3)] Must ensure that all development work meets the environmental requirements established in 7 CFR 799.--*

See 1-EQ and the State Natural Resources Guide for additional guidance.

I Warranty and Lien Waivers

[7 CFR 761.10(f)] The applicant or borrower must obtain and submit all lien waivers on any construction before the Agency will issue final payment.

The borrower must submit a completed FSA-2153 and FSA-2154 or other documentation acceptable to FSA before FSA will issue final payment. The authorized agency official must place the completed FSA-2153 or other acceptable documentation in the borrower's case file.

The borrower should obtain warranties as applicable.

123 Review of Proposed Construction and Development Plans**A Review Process and Criteria**

FSA will review the proposed method of doing the work and determine whether the work can be performed satisfactorily under the proposed method. To facilitate its review, FSA will visit the farm or site of the proposed construction or development.

In this review, the authorized agency official must:

- review the cost estimate for reasonableness
- analyze the adequacy of the planned construction or development in achieving applicant goals according to the farm assessment, as outlined in Part 8, Section 2
- determine that the applicant has adequate funds to complete the project according to subparagraph 122 B
- determine whether the contractor will be able to obtain surety according to paragraph 126
- determine whether the applicant will be able to obtain a warranty and a lien waiver according to subparagraph 122 I
- determine that the location is appropriate and adequate for the proposed development
- examine the project for compliance with environmental (e.g., lead paint, water, waste disposal), and cultural protection requirements, consistent with 1-EQ
- determine that the proposed schedule is realistic and results in completion as quickly as practicable and within no more than 12 months according to subparagraph 122 F
- if required, determine that the applicant has obtained a written certification from a State-licensed engineer or architect that final drawings and specifications meet appropriate development standards according to subparagraph 122 E.

123 Review of Proposed Construction and Development Plans (Continued)

B Security Considerations

The authorized agency official should ensure that the Government's security interest in the development is adequately protected by completing inspections and monitoring progress, as appropriate. Examples of potential lending risks include the following:

- incomplete construction caused by undisclosed or undiscovered site characteristics, structural problems arising from inadequate or incompetent engineering or design, local opposition to the project, or environmental problems
- cost overruns resulting from delays, changes in building materials or labor markets, changes in cost or failure to estimate properly, unexpected increases in financing costs
- financial failure because of unfavorable market conditions or inability of the borrower to complete the project.

124 Inspections

A Applicant/Borrower Inspections

[7 CFR 761.10(e)(1)] The applicant or borrower is responsible for inspecting development work as necessary to protect their interest.

The borrower's inspection ascertains that the actual construction and development work conforms with all plans, applicable design standards, and local, State, and Federal laws and regulations. In addition, an inspection helps to ensure that contractors and subcontractors comply with the contract terms and that structures are in livable and operable condition before final payment.

The authorized agency official will evaluate the following in determining if FSA inspections are needed:

- total cost of construction
- complexity of project
- whether State or local Government inspections address the full scope of design or performance issues of concern to FSA
- cost of obtaining inspections and availability of professional inspection services.

***--[7 CFR 761.10(e)(2)] The applicant or borrower must provide the Agency written--* certification that the development conforms to the plans and good construction practices, and complies with applicable laws, ordinances, codes and regulations.**

Where required by applicable State or local laws, ordinances, codes, and regulations, the borrower must have inspections performed by responsible State or other Government authorities. The borrower must provide a copy of the written certification obtained from the State or local authorities as appropriate.

* * *

Complex projects may require several inspections. For example, inspections may be appropriate for major building components (e.g., wiring) that would not be visible when construction is complete. At a minimum, inspections of most new construction should include mechanical, plumbing, electrical, and all applicable requirements about water and sewage disposal. Inspections for repairs and some types of new construction (e.g., service buildings without utilities) are more limited in scope.

124 Inspections (Continued)**B Other Inspections**

[7 CFR 761.10(e)(3)] The Agency will require the applicant or borrower to obtain professional inspection services during construction as necessary to protect its financial interests.

(4) Agency inspections do not create or imply any duty or obligation of the Government to the applicant or borrower.

When performed, FSA inspections are for FSA's benefit, not to assure the borrower that the construction is according to plans and specifications. The purpose of an inspection is to determine that FSA has adequate security for its loan and loan funds or security proceeds are used as planned.

Inspections by FSA staff are not mandatory. However, to protect the interest of the Government, an authorized agency official should participate in final inspections, accompanied by the borrower if practicable. FSA inspections will be to certify that funds were used for authorized purposes and not to guarantee workmanship or construction soundness.

--Inspections will be documented in FBP.--

C Correction of Deficiencies

The borrower is responsible for following up on the correction of deficiencies noted in any inspection and must provide FSA with documentation of follow-up and correction of deficiencies.

If the borrower or the contractor refuses to correct the deficiencies, the authorized agency official will contact the State Office for guidance.

D Reviewing Incomplete Developments

If the borrower has not completed development work within a reasonable time after the date of loan closing or receipt of security proceeds and the authorized agency official has determined that the borrower cannot or will not complete the development, the authorized agency official must contact the State Office for guidance.

Note: Any funds remaining in the supervised bank account should be handled according to subparagraph 103 D.

125 Changing the Planned Development**A Permissible Changes**

[7 CFR 761.10(h)] An applicant or borrower must request, in writing, Agency approval for any change to a planned development. The Agency will approve a change if all of the following are met:

- (1) It will not reduce the value of the Agency's security;**
- (2) It will not adversely affect the soundness of the farming operation;**
- (3) It complies with all applicable laws and regulations;**
- (4) It is for an authorized purpose;**
- (5) It is within the scope of the original loan proposal;**
- (6) If required, documentation that sufficient funding for the full amount of the planned development is approved and available;**
- (7) If required, surety to cover the full revised development amount has been provided; and,**
- (8) The modification is certified in accordance with paragraph (d)(6) (subparagraph 122 E) of this section.**

B Change Orders Procedures

When a borrower completing construction or development under the borrower method requests FSA approval of changes, the authorized agency official and the borrower will revise, date, and initial FSA-2150. Revised plans and specifications will be obtained as appropriate when a borrower completing construction or development under the contract method requests FSA approval of changes.

The borrower will submit revised contract documents, plans, and specifications, as appropriate.

The borrower and the borrower's contractors and subcontractors may not proceed with a proposed change and may not reflect the change in payment requests until FSA approves the requested change.

126 Surety Bonds

A Surety

[7 CFR 761.10(g)] The Agency will require surety to guarantee both payment and performance for construction contracts as necessary to protect its financial interests.

An applicant for a direct loan to finance a construction project must obtain from a construction contractor a surety bond that guarantees both payment and performance in the amount of the construction contract when 1 or more of the following conditions exist:

- contract exceeds \$100,000
- authorized agency official determines that a surety bond appears advisable to protect the borrower against default of the contractor
- contract provides for partial payments in excess of the amount of 60 percent of the value of the work in place.

When the surety is required, the applicant's contract with the contractor must indicate that the contractor will furnish a properly executed surety bond before starting any work.

FSA will incur no liability to a surety bond issued in connection with a construction contract. The contractors must name FSA as a co-beneficiary in all surety bonds unless prohibited by State law.

B Sources of Surety

A contractor must obtain the surety bonds from a corporate bonding company listed on the current Department of Treasury Circular 570.

Note: The Treasury Department publishes this circular in the Federal Register annually. A current copy may be obtained from <http://www.fms.treas.gov/c570/index.html>.

The contractor may use a corporate bonding company not listed on Department of Treasury Circular 570 with SED approval. In no case may the applicant or any person or organization with an interest in the applicant's operation provide the required surety bond.

126 Surety Bonds (Continued)

C Exceptions to Surety Requirements

If the contractor is unable to obtain a surety bond meeting the requirements in subparagraphs A and B, the applicant may submit a written request for an exception from SED. The request must specifically state why the contractor is unable to obtain an acceptable surety bond and why it is financially advantageous for the applicant to proceed with the proposed contractor without such a bond.

SED may grant an exception if the proposed contractor is reliable and experienced in the construction of projects of similar size, design, scope, and complexity and has financial assurance comparable to being bonded.

127-140 (Reserved)

Part 6 Appraisals**141 General Appraisal Requirements****A General**

[7 CFR 761.7(a)] This section describes the requirements for:

- (1) Real estate and chattel appraisals made in connection with the making and servicing of direct FLP loans and Nonprogram loans**
- (2) Appraisal reviews conducted on appraisals made in connection with the making and servicing of direct and guaranteed FLP and Non-program loans.**

B Purpose

Appraisals are an integral part of determining whether there is adequate security to support a loan or servicing action.

FSA uses appraisals to determine the current market value of real and personal property or other security pledged, or to be pledged to support direct loans and loan servicing actions. The value of real estate is based on the highest and best use of the property determined through the appraisal process.

FSA requires a lender to obtain an appraisal in certain guaranteed loan making and servicing cases.

***--C Staff Appraiser Responsibilities**

Staff appraisers shall:

- conduct:
 - real estate appraisals
 - technical appraisal reviews
- provide:
 - chattel appraisal training
 - administrative appraisal review training.

States shall contact POAD, Appraisals Branch for assistance with appraisals.--*

141 General Appraisal Requirements (Continued)

D USPAP Compliance

[7 CFR 761.7(b)(1)] Real estate appraisals, technical appraisal reviews and their respective forms must comply with the standards contained in USPAP, as well as applicable Agency regulations and procedures for the specific FLP activity involved. Applicable procedures and regulations are available for review in each Agency State Office.

To comply with OMB Circular No. A-129, the employee making a real estate appraisal may not approve any action in which the real estate appraisal was used, including loan approval or any servicing action.

E Appraisal Costs

Responsibility for payment of appraisal costs is as follows:

- FSA, for cost of obtaining an appraisal associated with direct loan making and loan servicing activities

Note: See Part 7 for information on FSA appraisal costs and payments.

- the applicant or borrower for costs associated with appealing or negotiating FSA appraisals.

Notes: See:

- paragraph 144 for information on appraisal appeals
- *--5-FLP, subparagraph 230 B for possible exceptions for paying for an appraisal.--*

141 General Appraisal Requirements (Continued)

F Obtaining Appraisals

A chattel appraisal may be conducted by either an FSA employee who has been delegated chattel appraisal authority from SED or a contract appraiser.

*--For direct credit transactions, other than a direct FO microloan and EM loan according to 3-FLP, subparagraph 248 A, a real estate appraisal is obtained according to the following table.

IF type of property is...	THEN appraisal can be completed by...
residential properties, including 1 to 4 single family units or vacant parcel, rural residential properties, small agricultural property, or bare land Note: Rural residential properties are properties located in rural area with highest and best use as residential property.	<ul style="list-style-type: none"> • State-certified residential or State licensed appraiser, if within the scope of the appraiser’s State appraisal license • State-certified general contract appraiser, or • staff appraiser.
property other than residential, small agricultural property, or bare land	<ul style="list-style-type: none"> • State-certified general contract appraiser • staff appraiser.

Notes: A credit transaction includes any action or existing debt secured by real estate and any proposed loans, subordinations, prior liens, or guarantees.

If there are concerns about whether the property under consideration may be appraised by a State-certified residential appraiser, contact POAD, Appraisals Branch.--*

SED shall issue a State supplement providing guidance on the process to request:

- a chattel appraisal from a contract appraiser
- a real estate appraisal.

FSA offices shall release information requested by the appraiser to complete real estate appraisals.

141 General Appraisal Requirements (Continued)

G Using an Existing Appraisal

[7 CFR 761.7(c)] Except where specified elsewhere, when a real estate appraisal is required, the Agency will use an existing real estate appraisal to reach loan making or servicing decisions under either of the following conditions:

- (1) The appraisal was completed within the previous 12 months and the Agency determines that:**
 - (i) The appraisal meets provisions of this section and applicable Agency loan making and servicing requirements, and**
 - (ii) Market values have remained stable since the appraisal was completed; or**
- (2) The appraisal was not completed in the previous 12 months, but has been updated by the appraiser or appraisal firm that completed the appraisal and both the update and original appraisal were completed in accordance with USPAP.**

Note: Current USPAP requirements provide that an update of an appraisal is a new appraisal assignment. The appraiser may provide a new report:

- without incorporating the prior report
- by incorporating the prior report by attachments
- by incorporating the prior report by reference only if the original appraiser's firm and original intended users agree.

--An existing chattel appraisal may be used if it was completed within the previous 12--
months and:

- FSA determines that the appraisal meets the loan making and/or servicing requirements
- market values have remained stable since the appraisal was completed.

141 General Appraisal Requirements (Continued)

H Using Third Party Appraisals

FSA may use an appraisal that has been completed by a third party for any direct loan making or servicing action, provided the appraisal meets all of the following:

- appraisal was completed within the previous 12 months
- administrative review is complete and the appraisal is found acceptable.

Notes: If the administrative review concludes the appraisal is not acceptable for FSA use, the reviewer will consult with POAD, Appraisals Branch before rejecting the appraisal. A technical review should not be completed without consultation with the FLC. If the findings are not acceptable, the report will not be used and an FSA appraisal will be completed or ordered.

FSA does not need to be listed as an intended user in a third-party appraisal report for any direct loan making or servicing action; however, FSA must verify that the appraisal was ordered by and prepared for a financial institution or land trust. Borrower-ordered appraisals are not acceptable for loan making or servicing actions except as provided in 5-FLP for special servicing actions.

I Sharing Appraisals with BIA

Upon BIA's written request, FSA may provide a copy of the appraisal report, approved for FSA use after any applicable review, even if FSA is named as the only client, obtained for any direct loan transaction. OGC consent will be obtained for release if the appraisal was obtained as a result of litigation.

*--J Contracts for Appraisal Products

FSA uses micropurchase and contract authority, as described by FAR, to acquire appraisal products. Contracts for appraisal products may be obtained for real estate appraisals,--* technical reviews, or chattel appraisals.

Note: The procurement of a technical appraisal review can only be approved by POAD/Appraisals Branch. SED will consult with POAD, Appraisals Branch for guidance and, if appropriate, will submit the procurement request to POAD, Appraisals Branch.

FSA-2128 will be used for obtaining PLCE funding. See Part 7 for guidance on processing *--PLCE micropurchase at or below the micropurchase threshold, or for guidance on processing contracts products above the micropurchase threshold.--*

141 General Appraisal Requirements (Continued)

***--J Contracts for Appraisal Products (Continued)**

Exhibits 39, 41, 42, and 44 provide guidance for SOW development for appraisal products. SED, after consulting with FLC, shall issue a State supplement establishing the method and standards needed to obtain appraisal products.

- Exhibit 39: Simplified Farm Real Estate - SOW
- Exhibit 41: Farm Real Estate - SOW
- Exhibit 42: Simplified Non-Farm Real Estate Appraisal - SOW
- Exhibit 44: Chattel Appraisal - SOW.

Notes: To allow for consistency of standards and requirements for appraisal products between State boundaries and appraisal regions, States are encouraged to adopt one of the SOW exhibits as provided. The SOW selected must be reviewed and approved by the POAD Appraisals Branch. If an appraisal is needed on properties with unique characteristics such as timber appraisals, mineral appraisals etc., States must contact the POAD Appraisal Branch for assistance in developing a SOW.

States may consult with POAD, Appraisals Branch to develop SOW's to meet their needs.

Additional SOW samples can be found at the appraisal SharePoint site at <https://usdagcc.sharepoint.com/sites/FSA-POAD-AB>.

The State supplement will:

- define SOW for each appraisal product, that is real estate appraisal, and chattel appraisal. SOW should contain at a minimum the subparagraphs in Exhibits 41, 42, and 44.--*

SOW may reference appraisal report guidelines as follows:

- Exhibit 50, Direct Loan Appraisal Assignment Guidelines
- Exhibit 51, Dairy Addendum to FSA Appraisal Guidelines
- Exhibit 52, Hog Addendum to FSA Appraisal Guidelines
- Exhibit 53 Poultry Addendum to FSA Appraisal Guidelines.

Note: Upon SED request, POAD/Appraisals Branch will provide:

- further guidance on work and reporting requirements for specialized properties
- technical assistance
- approval of additional SOW's and exhibits created for specialized properties.

141 General Appraisal Requirements (Continued)

--J Contracts for Appraisal Products (Continued)--

- identify APOC.

SED, in consultation with FLC, will select Service Center and/or State Office employees to be the APOC. SED may contact POAD/Appraisals Branch about any additional APOC training that may be needed.

Note: See Exhibit 24 for required ARMP/APOC training.

APOC is an ARMP/APOC who handles PLCE transactions related to appraisals and
--provides oversight of the micropurchase process for appraisal products. APOC has the authority to commit the Agency for purchasing appraisal products when the cost of products is less than or equal to the micropurchase threshold.--

- establish and maintain vendor information as follows:
 - describe the process to establish a vendor list
 - contact POAD/Appraisals Branch if assistance is needed
 - provide at a minimum business name, personal name, address, telephone number, e-mail address, service area described by county(ies), licenses information, DUNS's number and registration date.

Note: FSA-2155 will be used to obtain vendor information.

141 General Appraisal Requirements (Continued)

--J Contracts for Appraisal Products (Continued)--

A vendor must:

- be registered in SAM and properly maintain information required by SAM
- provide and maintain vendor information as requested by FSA
- sign the SOW
- provide acceptable appraisal product that meets SOW requirements and consistently meet agreed upon timeframes
- attend required meetings with FSA
- *--describe the process for acquiring appraisal products.

Note: SED will refer all new vendors to POAD Appraisals Branch for approval before adding to the approved vendor list.

SED will:

- determine if appraisal product requests will be processed at the Service Center, District, or State Office level
- see Part 7 for guidance on processing contractual acquisition for products when the cost of the product exceeds the micropurchase threshold
- at a minimum, establish work order request form and engagement letter for products

Note: The engagement letter shall be used with a micropurchase and may be used if the Contracting Officer makes the award.

- continue to use the appraisal ordering documents that the State has established for appraisal products for real estate or chattel and adopt the appraisal products engagement letter as provided in Exhibit 64.

Note: Exhibit 64 may be modified to meet State-specific needs with POAD, Appraisals Branch review and approval.

- describe where, when, and the acceptable method of delivery of the appraisal product. This should include notification documents, log to track the appraisal product requests--* and document rotation of vendors.

Note: PDF with a digital signature or e-signature of the appraisal is acceptable for use by the Agency. The security of a PDF appraisal services product is the responsibility of the vendor.

141 General Appraisal Requirements (Continued)

*--J Contracts for Appraisal Products (Continued)

SED is encouraged to adopt the following exhibits.

- Exhibit 64, Appraisal Engagement Letter
- Exhibit 66, Applicant/Borrower Notification of Appraisal
- Exhibit 67, Appraisal Award Log
- Exhibit 68, Appraisal Rotation List.--*

* * *

Contract appraisers must remain independent from other FSA processes that are not appraisal-related.

Note: FSA processes that are not appraisal-related include completion of environmental screening questionnaires or forms.

K APOC Responsibilities

APOC's:

- *--ensure that Part 7 is followed for purchases of appraisal products at or below the--* micropurchase threshold limit
- review FSA-2128, Part B, to ensure that there is adequate documentation and support and provide approval of the selected or recommended vendor
- assist field offices and vendors with basic procurement issues
- coordinate issues that need further clarification by either County Office or POAD, Appraisals Branch
- *--provide oversight for appraisal products requests to ensure that requests for--* procurement are needed and meet the Agency's mission
- ensure that documentation and concerns are clarified to adequately obtain a quote from vendors
- ensure proper rotation of vendors within their service area and that the best value is the basis of vendor selection.

Note: Best value is defined in Exhibit 2.

- issue work order for micropurchases and the engagement letter to the vendor to proceed with assignment as described by the work order.

Note: See Exhibit 21 for PLCE roles and responsibilities.

142 Appraisal Reports

*--A Chattel Appraisals

[7 CFR 761.7(b)(2)] When a chattel appraisal is required it must be completed on an applicable Agency form (available in each Agency State Office) or other format containing the same information.

FSA may use FSA-2160. If FSA-2160 is not used, the chattel appraisal, as a minimum, will identify all chattel items appraised, including the following details:

- documentation of the appraiser's physical on-site inspection of the chattel property

Note: Physical inspection of the chattel property is required unless a written exception is provided.

- the quantity, kind, sex, breed, color, weight or average weight, brands or other identification, and value of livestock

Note: Weight is not required for breeding stock.

- the quantity, kind, manufacturer, size and type, condition, year of manufacture, serial or motor number, and value of machinery and other equipment.

The appraised value of chattel property will be based on public sales or wholesale values of the same or similar property in the market area. In the absence of public sale data, reputable publications may be used to establish market value.--*

142 Appraisal Reports (Continued)

B Real Estate Appraisals

A real estate appraisal, as a minimum, will be an appraisal report as defined by USPAP. Any *--exception to allow the use of a restricted appraisal report requires approval by POAD, Appraisals Branch. Approval of restricted reports will only be granted under--* extraordinary circumstances, limited to situations where there will be only a single user of the report. Only FSA staff appraisers are authorized to complete the reports. These reports will be for internal FSA use only.

Real estate appraisals must include as a minimum, the following details:

- documentation of the physical onsite inspection of the subject and comparable properties by the appraiser

Note: Physical inspections are required for the appraisal unless an exception in writing *--is provided by POAD, Appraisals Branch.--*

- documentation of the results of the following 3 approaches to estimating value, as determined to be applicable and necessary, except as provided in the scope of work in USPAP:
 - sales comparison approach
 - cost approach
 - income approach
- if adjustments are made, the basis for these adjustments as recognized by the market and supported by adequate documentation within the appraisal report
- at least a 3-year sales history of the property
- the comparable sales used, including a breakdown of land and improvement features and photographs of improvements and land.

Note: Using the subject property's pending sale as a comparable is prohibited without *--written consent from POAD, Appraisals Branch. FLC may contact POAD, Appraisals Branch for guidance and written approval.--*

142 Appraisal Reports (Continued)

B Real Estate Appraisals (Continued)

Before the passage of the Agricultural Act of 2014 (Pub. L. 113-79) on February 7, 2014, CONACT provided for direct FO loans secured by real estate after December 23, 1985, the appraisal **must** consider the value of oil, gas, and other minerals for FSA to perfect its lien on the minerals. FSA is no longer required to include the value, even if nominal, of oil, gas, and other minerals to perfect its lien.

When the value of mineral rights is needed to adequately collateralize the loan, FSA-2164, Part D or other formats that provide the same information, will be included in the appraisal report to support the market value arrived at by the appraiser.

***--C Real Estate Appraisals Completed by POAD, Appraisals Branch**

Real estate appraisals completed by POAD, Appraisals Branch must meet the same work and reporting requirements as provided in the State’s SOW for contract appraisals. POAD, Appraisals Branch must remain independent from other FSA processes that are not appraisal-related.

Note: FSA processes that are not appraisal-related include completion of environmental screening questionnaires or forms.

If States are unable to obtain appraisal services through micro-purchase and contract authority, SED will request assistance from POAD, Appraisals Branch.

When an appraisal request is beyond the position description of POAD, Appraisals Branch staff appraiser, the assignment must be contracted out or conducted by a staff appraiser--* of a higher grade.

* * *

142 Appraisal Reports (Continued)

D Approved Appraisal Formats

Any appraisal format that meets USPAP requirements is acceptable. The preferred format for * * * appraisal reports is the UAAR format.

FSA has the following available formats that may be used along with additional documentation to meet USPAP requirements:

- FSA-2161
- FSA-2162
- FSA-2163
- FSA-2164.

142 Appraisal Reports (Continued)

E Real Estate Appraisal Software

FSA has appraisal software available for staff appraisers to provide appraisal reports and sales documentation and management.

Information on the most current version of software, source of software, installation instructions and user guides can be obtained from the appraisal SharePoint web site at ***--<https://usdagcc.sharepoint.com/sites/FSA-POAD-AB>. The “Appraiser Software”--*** section is located at the right side of the home page.

To obtain a copy of the software, or if there are questions about the software, contact Thomas Dobbin, POAD, Appraisals Branch by either of the following:

- e-mail at **thomas.dobbin@usda.gov**
- telephone at 208-378-5671.

F Potential Liquidation Value

[7 CFR 761.2] Potential liquidation value (PLV) is the amount of a lender’s protective bid at a foreclosure sale. Potential liquidation value is determined by an independent appraiser using comparables from other forced liquidation sales.

For loan servicing cases when 5-FLP, Exhibit 60 is required, appraisal reports will be developed and reported using Exhibit 40.

When ordering such an appraisal, APOC will order a market value appraisal using the State’s approved SOW for the property type being appraised and a PLV appraisal using Exhibit 40. The appraisal report being completed will have both market value and PLV developed in the same report.

Note: The primary difference between the definition of market value and PLV is linked to property exposure time in the open market, if sold. The market value definition is based on a reasonable time allowance for exposure in the open market, while PLV’s are made under the assumption that the seller is under extreme compulsion to sell and a normal marketing effort is not possible because of brief exposure time to the market.

SED’s shall establish exposure times to be used in Exhibit 40 by contacting their Regional OGC to determine specific public notice of sale statutes for the State that the property foreclosure is to take place. The State legal statute citation number will be needed along with the number of days. The exposure time will be estimated and provided to the appraiser on Exhibit 40 when the appraisal is ordered.

143 FSA Review of Appraisal Reports

A Overview

[7 CFR 761.7(d)(1)] With respect to a real estate appraisal, the Agency may conduct a technical appraisal review or an administrative appraisal review, or both.

[7 CFR 761.7(d)(2)] With respect to a chattel appraisal, the Agency may conduct an administrative appraisal review.

Real estate appraisals used for any direct or guaranteed loan making or servicing purpose are subject to a technical appraisal review and/or an administrative appraisal review by FSA for compliance with applicable FSA regulations and procedures.

Chattel appraisal administrative reviews will be completed on FSA-2167.

B Administrative Appraisal Reviews

Administrative appraisal reviews are conducted by FSA employees, * * * delegated the responsibility by SED. Employees must have completed training on conducting appraisal reviews, according to paragraph 147, before receiving this delegation.

An administrative appraisal review is performed as a due diligence function in the context of a loan making or servicing decision and to ensure compliance with organizational requirements. After the administrative appraisal review, the appraisal user will be in a position to understand the strengths and weaknesses of the information in the report. An administrative appraisal review is completed to verify that the:

- correct property was appraised
- math is correct
- appraisal is logical and understandable
- appraisal complies with FSA SOW requirements.

Note: An administrative appraisal review does not include a determination of compliance with USPAP.

*--The administrative reviewer will refer to POAD, Appraisals Branch any areas of concern or problems detected. An administrative reviewer may not express a different opinion of value and may not certify to the type and extent of review.

The administrative appraisal review is completed for farm and residential properties on FSA-2165, or in any other format containing, at a minimum, the same information.--*

143 FSA Review of Appraisal Reports (Continued)

C Conducting Administrative Appraisal Reviews

FSA will complete an administrative appraisal review:

- *--within 7 calendar days of receiving a contracted appraisal obtained for any direct loan--*
purpose
- of chattel appraisals completed by FSA employees, as determined by SED
- on all third party appraisals
- on all appraisals submitted for guaranteed liquidation and/or writedown.

143 FSA Review of Appraisal Reports (Continued)**D Technical Appraisal Reviews Overview**

A technical appraisal review will be in writing to address all requirements of USPAP, Standard Rules 3 and 4. Under the scope of the technical appraisal review, the appraiser forms an opinion as to:

- the adequacy and relevance of the data used
- the propriety of any adjustments to the data
- the appropriateness of the appraisal methods and techniques used
- whether the analysis and conclusion of the appraisal under review is credible, and if not, the reason for expressing different opinion of value.

Unless written authority is granted by DAFLP, a technical appraisal review must be completed by a State-certified general appraiser or State-certified residential appraiser if *--within the scope of the appraisal license, whose products are obtained under a contract, or--* POAD, Appraisals Branch, who will determine whether the appraisal is in compliance with USPAP standards. The appraiser must certify as to the type and extent of the review process. A technical appraisal review may include a desk review and/or a field review. The appraiser may express a different opinion of value from the appraiser, only after complying with USPAP Standards 1 and 2.

The technical appraisal review is completed for agriculture properties on FSA-2166, or any other format containing, at minimum, the same information and complies with USPAP standards.

A technical desk review:

- is an analysis of the material presented in the appraisal report as to the adequacy of the documentation of the final value estimate
- may reveal concerns, such as math errors, discrepancies of legal descriptions, comparable sales used that are not recent or similar to the subject property, failure to give value consideration to all items located on the subject property, and failure to address the condition of the subject and comparable sales.

143 FSA Review of Appraisal Reports (Continued)

D Technical Appraisal Reviews Overview (Continued)

A technical field review involves an examination of all aspects of developing and reporting *--the appraisal. Most information contained in the appraisal report is verified, inspected,--* and researched. Other information, such as other comparable sales, not included in the report may be addressed.

Problems or areas of concern detected during the technical appraisal review will be referred to the appraiser who conducted the appraisal.

* * *

The appraiser completing the technical review will provide the SED a memorandum summarizing the findings.

IF technical review...	AND...	THEN...
finds appraisal acceptable		the memorandum will: <ul style="list-style-type: none"> • state that the appraisal is acceptable • describe major and minimum areas of concern, if clarification is needed, and provide recommended corrective actions, if applicable or any modifications needed.
Finds appraisal unacceptable		the memorandum will: <ul style="list-style-type: none"> • itemize USPAP discrepancies • provide the USPAP standard rule, as well as state the standard • include explanation of the concern.

143 FSA Review of Appraisal Reports (Continued)

D Technical Appraisal Reviews Overview (Continued)

IF technical review...	AND...	THEN...
finds appraisal unacceptable (cntd)	appraisal was completed for a direct loan or servicing action	<ul style="list-style-type: none"> • SED will notify the appraiser who conducted the appraisal of the discrepancies found • SED may contact the appraiser who conducted the appraisal and request the appraiser provide information correcting the discrepancies. <p>*--Note: SED may request POAD, Appraisals Branch to provide technical support to explain discrepancies found to the appraiser who conducted the appraisal under review. POAD, Appraisals Branch will notify SED of discrepancies found.</p>
	appraisal was completed for a guaranteed loan liquidation or writedown	<ul style="list-style-type: none"> • SED will notify the guaranteed lender about the findings as provided in the memorandum POAD, Appraisals Branch • SED may request technical support to explain discrepancies found to the lender <p>Note: If an acceptable appraisal report cannot be obtained, FSA will inform the lender that the appraisal is unacceptable and provide the lender appeal rights, according to 2-FLP. The issue for appeal will be whether the--* lender's appraisal is consistent with USPAP. The lender may only provide an independent technical appraisal review of the lender's appraisal.</p> <ul style="list-style-type: none"> • SED will advise and remind the lender of their responsibilities under the Lender's Agreement.

143 FSA Review of Appraisal Reports (Continued)

D Technical Appraisal Reviews Overview (Continued)

--Technical appraisal reviews will be kept by the appraiser who conducted the review. Technical review reports will not be released except with written consent of POAD, Appraisals Branch as required by an appeal according to 1-APP or as directed by POAD, Appraisals Branch. The technical review memorandum will be filed in the applicant or-- borrower case file with the appraisal report according to 32-AS.

Technical appraisal reviews may be used to evaluate risk assessment of direct loans to ensure:

- quality necessary to support loan security and loan servicing needs
- compliance with USPAP standards and FSA's appraisal regulations.

143 FSA Review of Appraisal Reports (Continued)

E Conducting Technical Appraisal Reviews

FSA will complete a technical appraisal review:

- on direct loan appraisals when an administrative review detects serious problems
- upon request of the loan approval official after an administrative review is completed and before loan approval.

After loan closing technical appraisal reviews will be completed for the following:

- first direct loan appraisal completed by a contract appraiser and then 1 every 2 FY's thereafter
- first third party appraisal used for direct loan making action completed by an appraiser with whom FSA has had no appraisal experience and then 1 appraisal every 2 FY's thereafter

Note: If an appraisal has been technically reviewed under any of the previous bullets, it is **not** necessary to conduct another review of another appraisal completed by the same appraiser on a different category, such as appraisal reviewed with a direct loan and the same appraiser subsequently completes another assignment that is submitted to FSA as a third party appraisal. A review would **not** be necessary.

- *--of appraisals conducted by contractors and staff appraisers in a random spot check method that is established by POAD, Appraisals Branch

Note: Each year, POAD, Appraisals Branch will vary the method used to select appraisals for review to ensure that adequate internal controls are maintained.--*

- on a more frequent basis, if problems have been detected in the scheduled spot check review
- on appraisals submitted for guaranteed loan liquidation or writedown that were found unacceptable during the administrative review.

Notes: If the technical review shows the appraisal to be unacceptable, approval of a loss claim or writedown will not be granted until an acceptable appraisal is obtained.

When a technical review indicates that an appraisal is unacceptable, the appraiser completing the review will provide a memorandum outlining deficiencies and USPAP standards not met to SED and FLC according to subparagraph D. FLC shall coordinate contacting the lender to discuss deficiencies documented in the memorandum, and decide on appropriate actions depending on the request and status of the loan as outlined in subparagraph D.

143 FSA Review of Appraisal Reports (Continued)

***--F Guaranteed Loan Evaluations or Appraisals Submitted to FSA**

When an evaluation or appraisal is required to be submitted for a guaranteed loan, the authorized agency official will review the document to determine whether the correct type of valuation (evaluation or appraisal) was performed based on the loan amount and other risk factors.

Evaluations will be reviewed using FSA-2234. Appraisals for guaranteed loan making will be reviewed to determine whether the:

- correct type of appraisal report was used
- **Note:** Restricted appraisal reports are not acceptable. Residential appraisal reports should only be used where appropriate based on the property's characteristics.
- person completing the appraisal had the required qualifications
- correct property was valued, including any improvements to be added
- value of the real estate is adequate to secure the loan as proposed by the lender.

Findings will be document in a running case record.

If issues relating to these items are found and cannot be corrected, the evaluation or appraisal cannot be used and the conditions of the guarantee have not been met. The authorized agency official will contact the lender and discuss the actions needed to correct the issues. This discussion should be documented in writing to the lender and discussed in the running record. If the lender is unable to provide corrections as discussed, FSA will provide the lender appeal rights according to 2-FLP and FSA-2235 will not be issued.--*

143 FSA Review of Appraisal Reports (Continued)

***--G Guaranteed Loan Evaluations or Appraisals Not Submitted to FSA**

FSA will conduct lender reviews according to 2-FLP, paragraph 267. During the lender review, the authorized agency official will review the:

- file to determine whether the correct type of valuation (evaluation or appraisal) was performed based on the loan amount and other risk factors

Note: Evaluations not previously reviewed by FSA based on the files selected for review and findings will be documented using FSA-2234.

- appraisals not previously reviewed by FSA based on the files selected for review to determine whether the:

- correct type of appraisal report was used

Note: Restricted appraisal reports are not acceptable. Residential appraisal reports should only be used where appropriate based on the property's characteristics.

- person completing the appraisal had the required qualifications
- correct property was valued, including any improvements to be added
- value of the real estate is adequate to secure the loan as proposed by the lender.

Note: Any errors noted by the review will be discussed with the lender during the lender review exit conference and documented in the letter to the lender outlining the results of the lender review. The lender will be reminded of their responsibilities under the Lender's Agreement and reminded that any loss incurred because of the unacceptable evaluation or appraisal may result in a reduced or denied loss claim.--*

143 FSA Review of Appraisal Reports (Continued)**H Recordkeeping and Internal Management Controls**

Each State must maintain a recordkeeping system and internal management controls according to 32-AS, and File Maintenance and Disposition Manual, to ensure that all administrative, technical (desk and field) reviews, and compliance activities are accomplished.

I USPAP Records Retention

USPAP requires that appraisers retain documentation at a minimum about appraisal reports and technical appraisal reviews they conduct for whichever of the following is longer:

- 5 years from date of completion
- 2 years from the date all appeals and litigation about the appraisal are concluded.

*--SED's shall provide adequate storage space to POAD, Appraisals Branch employees at their official duty station for the duration of the required documentation retention period.

J FLP Appraisal Work Files

Appraisal work files:

- can be destroyed or otherwise removed from FSA when USPAP retention requirements expire
- must be relinquished to FSA when appraisers leave POAD, Appraisals Branch employment positions.

Note: POAD, Appraisals Branch appraisers may:

- make copies of their work files at no cost before departing
- be provided access to their work files on an as-needed basis to address State Board concerns.--*

143 FSA Review of Appraisal Reports (Continued)

K ACOR

*--ACOR:

- an internal quality control review that provides oversight of FSA's administrative review function and appraisal/technical review requirements
- promotes a consistent and effective approach to conducting quality assurance reviews for appraisals, administrative reviews, and technical reviews
- is **not** USPAP technical review.

For direct loans:

- the primary objectives of ACOR are to evaluate the effectiveness of FLP delivery systems and ensure compliance with applicable statutes, regulations, and directives related to appraisals
- ACOR will be completed during FLPPRA as well as on a random sampling basis to provide an internal quality control oversight methodology and identify training needs for appraisals, administrative reviews, and technical reviews.

For guaranteed loans:

- the primary objectives of ACOR are to evaluate the effectiveness of lenders' appraisal and appraisal review process and provide oversight of lenders' appraisal process and appraisal review process
- ACOR may be completed during FLPPRA and during lender reviews conducted by the National Office.

ACOR for POAD, Appraisals Branch appraisers will be conducted on 1 appraisal or 1 technical review when an appraisal has not been completed during the 2-year cycle, selected at random.--*

144 Appeals of Decisions Based on Appraisals

*--A Scope

This paragraph provides general information on appealing a direct loan making or loan servicing decision based on an appraisal. See 1-APP and paragraph 42 for additional information on appeals.

B When a Decision Based on an Appraisal May Be Challenged

An applicant or borrower may request reconsideration or appeal of any adverse decision based on an FSA appraisal. However, when the appraisal was obtained in connection with a request for PLS and negotiation of the appraisal has been completed according to 5-FLP, paragraph 230, the negotiated value is not appealable.

C Reconsideration of Real Estate Appraisals

An applicant or borrower may request reconsideration of an adverse decision based on a real estate appraisal and provide an independent technical appraisal review, completed by a State-certified general appraiser.

The independent technical appraisal review:

- is performed to determine whether the analysis, opinions, and conclusions in the appraisal report obtained by FSA are appropriate and reasonable
- may include either a desk review and/or a field review.

Note: The appraiser conducting the technical appraisal review must certify as to the type and extent of the review process.

At the applicant's or borrower's request, the agency official shall provide a list of State-certified general appraisers. The applicant or borrower may select an appraiser from the list or retain any other State-certified general appraiser to conduct the independent technical appraisal review according to USPAP Standard 3. The applicant or borrower must pay the cost of the independent technical appraisal review.

FSA will review the independent technical appraisal review, as well as the appraisal used to make the decision, and determine if corrections are needed to the original appraisal report. If corrections are necessary, FSA will request the original appraisal be corrected. The authorized agency official will notify the applicant or borrower of the outcome of reconsideration according to 1-APP and provide a copy of the corrected appraisal report.--*

144 Appeals of Decisions Based on Appraisals (Continued)

D Reconsideration of Chattel Appraisals

An independent appraisal review is performed to determine whether the analysis, opinions, and conclusions in the appraisal report obtained by FSA are appropriate and reasonable.

--FSA will review the independent appraisal review received from the applicant or-- borrower, along with a copy of the appraisal, and decide the chattel's final appraised value. The authorized agency official will notify the applicant or borrower of the outcome of reconsideration according to 1-APP.

E Real Estate and Chattel Appraisal Appeals

[7 CFR 761.7(e)] Challenges to an appraisal used by the Agency are limited as follows:

(1) When an applicant or borrower challenges a real estate appraisal used by the Agency for any loan making or loan servicing decision, except primary loan servicing decisions as specified in § 766.115 of this chapter (5-FLP, paragraph 230), the issue for review is limited to whether the appraisal used by the Agency complies with USPAP. The applicant or borrower must submit a technical appraisal review prepared by a State Certified General Appraiser that will be used to determine whether the Agency's appraisal complies with USPAP. The applicant or borrower is responsible for obtaining and paying for the technical appraisal review.

Notes: The applicant or borrower does **not** have the right to provide a second independent appraisal for consideration.

The issue for review is the appraisal of the subject property's current market value based on the development of an opinion of the highest and best use of the real estate as required by USPAP.

(2) When an applicant or borrower challenges a chattel appraisal used by the Agency for any loan making or loan servicing decision, except for primary loan servicing decisions as specified in § 766.115 of this chapter (5-FLP, paragraph 230), the issue for review is limited to whether the appraisal used by the Agency is consistent with present market values of similar items in the area. The applicant or borrower must submit an independent appraisal review that will be used to determine whether the appraisal is consistent with present market values of similar items in the area. The applicant or borrower is responsible for obtaining and paying for the independent appraisal review.

Note: FSA will review the qualifications of the appraiser selected by the applicant or borrower.

144 Appeals of Decisions Based on Appraisals (Continued)

E Real Estate and Chattel Appraisal Appeals (Continued)

If the borrower:

- is being considered for PLS under 5-FLP, the appeal challenging FSA's appraisal may include the borrower's independent appraisal according to 5-FLP, paragraph 230

Note: In Homestead Protection under 5-FLP, Part 7, the borrower has the right to select an independent appraiser from a list of appraisers provided by the authorized agency official. The issue on appeal will be whether FSA's appraisal is consistent with USPAP and the borrower may only provide an independent technical appraisal review of FSA's appraisal. The borrower does **not** have the right to provide a second independent appraisal for consideration or negotiation of the appraisal.

- disagrees with the appraised value used to determine the amount due under a shared appreciation agreement or net recovery buyout recapture agreement, the issue on appeal will be whether FSA's appraisal is consistent with USPAP, and the borrower may only provide an independent technical appraisal review of FSA's appraisal.

Note: Subparagraphs 42 D and E provide text to be added to the reconsideration paragraph in adverse decision letters involving appraisals.--*

144 Appeals of Decisions Based on Appraisals (Continued)**F Releasing FSA Appraisal Reviews**

Administrative appraisal reviews performed by an FSA employee:

- before an initial decision are part of the FSA record and must be submitted to NAD as part of the appeal process
- after an initial decision are not part of the FSA record and would not be releasable except under a subpoena from NAD according to 7 CFR 11.8(a), and only after any information prohibited from disclosure is deleted.

Technical appraisal reviews performed before or after an initial decision are part of the FSA record and must be submitted to NAD as part of the appeal process.

G Errors Identified in an Appraisal

If either the authorized agency official or borrower discovers any mathematical or property *--description errors in the appraisal, the discrepancies must be reported to SED or POAD, Appraisals Branch. POAD, Appraisals Branch shall review the nature of the discrepancy--* and make a determination to:

- contact the appraiser to correct the appraisal
- determine whether the discrepancies are material to the final value determined in the appraisal report.

The appraiser may make corrections to the appraisal up until the time the appeal hearing begins or as a result of the appeal hearing.

145 Appraiser Qualifications**A Chattel Appraisals**

An FSA employee delegated chattel appraisal authority from SED, or a contractor hired to complete chattel appraisals, must:

- possess sufficient experience or training to establish market value of chattel property based on public sales of the same or similar property in the market area
- demonstrate, to SED's or designee's satisfaction, sufficient experience and training to establish market values of chattel property.

Notes: A contract appraiser's qualifications shall be documented and maintained in the contract file.

Contract appraisers must meet any State licensing requirements if required by state law.

B Real Estate Contract Appraisers

Contract appraisers:

- must meet license requirements according to subparagraph 141 F
- must be licensed in the State in which the property to be appraised is located.

***--C POAD, Appraisals Branch Appraisers**

POAD, Appraisals Branch appraisers are FSA employees who are responsible only for real estate appraisals and technical real estate appraisal reviews, and who have or are fulfilling--* the training requirements in paragraph 146.

* * *

--Appraisers must be a State-certified general appraiser or obtain State-certified general appraiser status within 5 years of being designated as an appraiser.--

146 Appraiser Training Requirements**A Obtaining Chattel Appraisal and Chattel Administrative Review Authority**

An FSA employee delegated chattel appraisal and chattel administrative review authority from SED, or a contractor hired to complete chattel appraisals, must:

- possess sufficient experience or training to establish market value of chattel property based on public sales of the same or similar property in the market area
- demonstrate, to SED's or designee's satisfaction, sufficient experience and training to establish market values of chattel property.

In addition, employees are required to:

- take the appropriate training to obtain initial chattel appraisal and administrative review authority
- have training every three years to maintain their authority to complete chattel appraisal and chattel administrative reviews.

Note: Training modules that can be used to conduct training for chattel appraisal and chattel administrative reviews are available at the Appraisal SharePoint website at
--<https://usdagcc.sharepoint.com/sites/FSA-POAD-AB>--

SED may contact POAD, Appraisals Branch to help develop a customized training plan for their State.

Notes: A contract appraiser's qualifications shall be documented and maintained in the contract file.

Contract appraisers must meet any State licensing requirements if required by State law.

146 Appraiser Training Requirements (Continued)

B Obtaining State-Certified General Real Estate Appraiser Status

--Appraiser trainees must acquire State-certified general appraiser status within 5 years from being designated as an appraiser. To acquire this status, the appraiser must meet their-- respective State licensing requirements and complete the following categories, at a minimum.

Category	Description
1	255 hours of appraisal training, of which a majority must concentrate in farm real estate-related courses, in: <ul style="list-style-type: none"> • sales comparison approach • cost approach • income approach.
2	15 hours of training in USPAP.
3	30 hours report writing and case studies
4	A minimum of 40 hours of technical appraisal review
5	Education Requirements - Applicants for the Certified General credential must hold a Bachelor's degree or higher from an accredited college or university.

146 Appraiser Training Requirements (Continued)

B Obtaining State-Certified General Real Estate Appraiser Status ((Continued))

Required courses may be taken from approved institutions, such as:

- colleges or universities
- community or junior colleges
- real estate appraisal or real estate-related organizations
- State or Federal agencies or commissions
- proprietary schools
- other providers approved by the State certification-licensing agency.

* * *

146 Appraiser Training Requirements (Continued)

C Maintaining State-Certified General Appraiser Status

*--POAD, Appraisals Branch appraisers are required to maintain their State-certified general appraiser status by completing continuing education courses according to the standards established by the State Appraisal Board.

These courses must be:

- taken from approved institutions
- accredited by the State Appraisal Board.

The appraiser, with supervisor approval, should select the continuing education course--* topics.

* * *

147 Training Requirements for Performing Real Estate Administrative Appraisal Reviews

A State Responsibility

State Offices are responsible for developing and delivering a training program to an adequate
*--number of employees to perform administrative appraisal reviews. The training must be
developed in consultation with, and approval of, POAD, Appraisals Branch.--*

B Available National Training

An online course has been developed to supplement State-developed training. The AgLearn
course titled “**Administrative Appraisal Review**” is required training for all employees
receiving administrative appraisal review authority.

Note: The “Administrative Appraisal Review” course can be located in the “Find Learning”
section in AgLearn.

147 **Training Requirements for Performing Real Estate Administrative Appraisal Reviews (Continued)**

C Other Available Training

Training modules that trainers can use for real estate administrative reviews are available at the Appraisal SharePoint.

Note: The trainer must be a POAD, Appraisals Branch appraiser.

SED may contact POAD, Appraisals Branch to help develop a customized training plan for their State using these modules.

Other modules available for consideration include chattel appraisal training materials and can *--be found at <https://usdagcc.sharepoint.com/sites/FSA-POAD-AB>.--*

148 Release of Appraisal Report

A General

An appraisal report, paid by FSA, is considered an administrative document for collateral valuation and may not be released to the public or other parties except through FOIA, in accordance with subparagraph 141 I and this subparagraph.

B Release to Applicant or Borrower

Upon an applicant or borrower's written request, FSA will provide a copy of the appraisal--* obtained for the loan.

An appraisal report that was completed for a loan servicing action is not released unless:

- the release meets the requirements in subparagraph 144 F
- there is foreclosure action pending on the real estate security
- it is in the best interest of the Government to facilitate alternative source of financing to satisfy all debts to FSA to avoid forbearance action.

C Release to Lender

An appraisal report may be released to a lender if either:

- an intended user stated in the report

Note: A lender that is listed as an intended user in the appraisal report may not request changes or add requirements to the appraisal assignment. FSA, as the client, is the only party that may request changes or add requirements to the appraisal assignment.

- participating in a loan transaction and has a participation arrangement with FSA.

Note: The participation arrangement will be in writing with the applicant or borrower's acknowledgement.

148 Release of Appraisal Report (Continued)

D Release to Peer Review Committee or Regulatory Authority

A real estate appraisal report may be released to a peer review committee or regulatory authority upon written request with consultation with POAD, Appraisals Branch. The SED shall inform the review committee in writing that, appraisal information developed for USDA is protected from unauthorized use and unauthorized disclosure pursuant to the administrative and/or civil remedies/criminal penalties identified in applicable Federal statutes to include the Privacy Act of 1974 (5 U.S.C. 552a - as amended).

To ensure proper awareness, individuals/organizations granted access to federally protected information are advised that they may be held legally liable should they commit an unauthorized use/unauthorized disclosure of the protected information in violation of Federal statute.

149-160 (Reserved)

Part 7 PLCE's**161 Overview****A Purpose**

This part describes procedures for:

- the PLCE budget process and proper use of PLCE funds
- establishing required primary roles, responsibilities, eligible employees, training requirements and delegations of authority for processing PLCE transactions
- processing PLCE requests at the County and State Office levels
- what to do when there is a concern about vendor payments; and
- handling return checks and cancelling a PLCE transaction.

B Program Authority

Exhibit 21 provides information on transactional roles, responsibilities, required training, eligible employees for each primary role, and required delegations of authority separate from Exhibit 7 of this handbook.

Exhibit 22 provides information for accessing IAS for new users.

Exhibit 23 provides information on creating IQ-Program Loan Cost Fund Requisitions in IAS.

Exhibit 24 is used to request ARMP delegation from Farm Production and Conservation
--Business Center, Acquisitions Division, Policy, Oversight and Accountability Branch (FBC, AD, POA) and includes ARMP guidance for making micropurchases.--

Exhibit 25 provides program authorities to request PLCE services or pay bills related to a borrower or inventory property account. If a State needs program authority for a cost item not listed in Exhibit 25, SED must send an e-mail to the appropriate point of contact according to subparagraph C.

Part 6 provides guidance for real estate and chattel appraisals.

161 Overview (Continued)

B Program Authority (Continued)

*--The FMMI User Guide:

- shall be used in conjunction with this Part
- is located on the DAFLP Intranet website for software guides at <https://inside.fsa.usda.gov/program-areas/daflp/software-manuals/index>.

For IAS and general contractual acquisition guidance, see FPAC Procurement Operating Procedures (POP), online IAS User Guides, and FAR, which is accessible online at <https://www.acquisition.gov/?q=browsefar>.

Other source material relating to IAS transactions is found at <https://ias.usda.gov/guidance.html>.

C PLCE and FMMI Help Desk Information

The National Office is the first point of contact for all PLCE and FMMI related inquiries as follows.

*--

Point of Contact for PLCE and FMMI Inquiries		
DATA Act Assistance	Ann Smith Lora Morris	<ul style="list-style-type: none"> • ann.smith2@usda.gov. • lora.b.morris@usda.gov.
FMMI Document Approvals	Ann Smith Lora Morris	
FMMI User Access	Ann Smith	
General FMMI or PLCE Inquiries	Ann Smith Lora Morris	
Lost Vendor Payments	Ann Smith Lora Morris	
PLCE Funding	Md Mutaleb Lora Morris Ann Smith	md.mutaleb@usda.gov
Vendor Record Inquiries (FMMI or SAM)	Ann Smith Lora Morris	

Matters unable to be resolved at the primary contact level will be expedited to the appropriate FMMI Help Desk Team.--*

Questions related to technical aspects of farm real estate appraisals and chattel appraisals will be directed to the State APOC as provided in Part 6. The commitment and payment of PLCE funds related to appraisal requests are handled according to this subparagraph.

161 Overview (Continued)

C PLCE and FMMI Help Desk Information (Continued)

*--Requests for FMMI troubleshooting should be sent to the National Office using e-mail and **must** include a **full** screenshot of the problem being encountered. Do **not** relay only the error message being received. The National Office must be able to see the Header Details, Line Item Details, and error message to accurately troubleshoot in FMMI. Alternatively, Field Offices may use the share desktop function available through Skype for Business.--*

E-mailed requests for FMMI document approval support **must** include the following documents:

- completed and signed FSA-2126, FSA-2128, OF-347, or SF-1449, whichever is used, **and**
- vendor invoice, including proof of Agency receipt and acceptance, as applicable, **and**
- copy of ARMP or APOC delegation of authority for the person who authorized the micro-purchase.

Note: The delegation of authority is required for each ARMP or APOC on the 1st request for National Office approval assistance. Subsequent submissions for the same ARMP or APOC are not necessary unless the delegation of authority becomes obsolete and is re-delegated by FBC PAO.

D Using Government Purchase Credit Card for PLCE

At no time may a government purchase card be used for anything related to PLCE's for FLP applicants, borrowers, or inventory property. There are **no** exceptions.

--162 Primary Roles and Responsibilities Needed for PLCE*A Overview**

To ensure that the sufficient separation of duties during the procurement process, multiple roles are required to accomplish each task. These internal controls are derived from various statutes, regulations, and policies that govern USDA business processes, including PLCE activity. The primary roles involve:

- determining the need at the County or State Office level;
- budget administration and approvals to ensure compliance with the Anti-Deficiency Act;
- ensuring the method used for procuring the PLCE follows the correct process;
- entering and approving the PLCE ZMY through the FMMI system;
- paying the vendor invoice; and
- communicating with vendors on matters such as SAM registration, payments, or similar.

Exhibit 21 provides an overview of all roles, responsibilities, training requirements, and associated delegations of authority for PLCE transactions.

SED's, in consultation with FLC's, are strongly encouraged to identify primary and back-up for each role to prevent delays in obtaining goods and services. States that do not have a sufficient number of employees to establish needed back-ups, may contact the National Office for assistance, as well as enter into agreements with neighboring States. States that have existing agreements with neighboring States, may continue using the agreements.

B State PLCE Monitor

The State PLCE Monitor is not required to be a State Office FLP employee member; however, the State PLCE Monitor will be an FLP employee familiar with loan making and loan servicing functions. To maintain an adequate separation of duties, this is primarily a stand-alone budget-related role. Responsibilities include:

- safeguarding the Agency from violating the Anti-Deficiency Act by certifying budget availability;
- overseeing all aspects of FMMI activity for PLCE, including responding to vendor payment inquiries;
- assigns FAIN and maintains a tracking system relating FAIN to the associated ZMY document;
- assigning PIID until Contracting Official prepares award document creating the Order Number;
- obtaining the order number from the Contracting Officer and forwarding that information to the National Office to ensure DATA Act requirements are met;--*

162 Primary Roles and Responsibilities Needed for PLCE (Continued)

B State PLCE Monitor (Continued)

- ensuring that State and County Office staff correctly follow all PLCE procedures and provide guidance or training as needed; and
- working as liaison between Contracting Officer, ARMP, APOC, and TPOC.

C ARMP

The ARMP's primary function is to make PLCE micropurchases. ARMP authority is *--delegated by FBC AD POA. Other than a Warranted Contracting Officer, **only** the ARMP--* may make micropurchases. States may delegate more than 1 employee in the ARMP role.

Note: Every APOC is an ARMP; however, not every ARMP is an APOC. Therefore, States will defer to State instructions as to the specific role applicable for the needed micropurchase.

The responsibilities of the ARMP include the following:

- conducting market research by contacting vendors and obtaining feedback
- notifying vendor of award and issuing task order, letter of engagement or similar
- notifying County Office of vendor award
- coordinating modifications of initial award with PLCE monitor and/or contracting official
- *--accepting and receiving copy of completed work--*
- submitting invoice to FMMI TY Processor for payment
- maintaining a log of transactions and rotations of awards among vendors.

See Exhibit:

- 21 for eligible positions, training requirements, and authorities for the ARMP role
- 24 to request an ARMP delegation and guidance on how micropurchases are obtained.

Note: The ARMP role may **not** be re-delegated. **All** duties identified in Exhibit 24 must be *--handled by the FBC AD POA-delegated ARMP **only**. TPOC, ARMP or authorized agency representatives are authorized to accept the completed work from a vendor.--*

162 Primary Roles and Responsibilities Needed for PLCE (Continued)**C ARMP (Continued)**

To obtain an ARMP designation, States will submit requests for information, or delegation of authority requests, with required proofs of training, through the FBC AD POA ServiceNow intake portal at <https://usdafpacbc.service-now.com/fpac>.

D TPOC

The Technical Point of Contact is otherwise known as an Authorized Agency Official, and for PLCE procurement purposes, the TPOC is the person who identifies PLCE needs.

Responsibilities include:

- completing required documents and forwarding those documents to ARMP, APOC, or State Office according to this Part and applicable State instructions;
- receiving completed work
- recommending payment for completed work.

See Exhibit 21 for eligible positions, training requirements, and authorities for the TPOC role. TPOC, ARMP or authorized agency representatives are authorized to accept the completed work from a vendor.

--162 Primary Roles and Responsibilities Needed for PLCE (Continued)*E State Office Responsibilities**

SED must issue a State supplement that:

- identifies the:
 - State PLCE Monitor as described in subparagraph B
 - ARMP as described in subparagraph C
 - contracting official responsible for micro-purchase transactions if the State does not use ARMP
- if applicable, covers State-specific requirements for handling UCC filings and lien searches **not** covered by the guidance in subparagraph 165 D
- clarifies State PLCE micro-purchase and contractual processes, as applicable.

Note: State PLCE instructions shall be submitted to the National Office for **pre-approval**. A National Office review for compliance to Department and Agency requirements is required **before** publication.--*

--163 Understanding PLCE*A PLCE Basics**

PLCE expenditures directly relate to loan making and loan servicing activities and the provisions of the Promissory Note, Security Agreement and Real Estate Mortgage for the preservation and protection of any security for the loan during the life of the loan or as an inventory property.

Each allowable PLCE listed in Exhibit 25 is mentioned and supported by handbook guidance; and all transactions are directly tied to a specific action for a specific loan or loan application. These expense items have an assigned unique 3-digit alphanumeric-character associated with it, known as Program Action Codes, or PAC's. The PAC is required to obligate and control funds and track expenses. PAC's are discussed further in subparagraph 162 F.

Note: If there is a "Comment" annotated for the selected PAC, County Offices and State PLCE Monitors should review the Exhibit 25 "Note" section for usage clarification or application.

There are 3 different classifications of program loan cost expenses:

- "Non-contractual," as discussed in subparagraph B and paragraph 166
- micro-purchase, as discussed in subparagraph C and paragraph 167
- contractual, as discussed in subparagraph D and paragraph 168.

How each authorized PLCE expense is classified and handled depends upon the:

- type of purchase:
 - a bill, statement, or similar demand for payment
 - Agency-initiated procurement
- total cost of the item(s).

There are 2 types of PLCE's:

- Recoverable PLCE's are chargeable to either a borrower or inventory property account
- Non-recoverable PLCE's are not chargeable to a borrower or inventory.

See subparagraphs 165 F and 165 G for additional guidance on recoverable cost items.

Note: Any PLCE item associated with an environmental issue will be discussed with the State Environmental Coordinator before proceeding under these instructions. Consultation with the National Office, the National Environmental Coordinator, and Contracting staff may be necessary.--*

163 Understanding PLCE (Continued)

B PLCE “Non-Contractuals”

PLCE cost items that consist of paying a bill, statement, or similar demand for payment generated by a third-party against a borrower or inventory property are referred to as Routine Loan Account Maintenance, otherwise called “non-contractuals”. These cost items are **exempt** from FAR and Agriculture Acquisition Regulation (AGAR) provisions and are not subject to total cost thresholds. All non-contractual PLCE’s have fixed costs and pre-determined, specific vendors. The cost and vendor for non-contractual items are all outside FSA’s control and, if the cost item is not paid, the Government’s security interests are threatened.

Each expense in Exhibit 25 under the contract purpose labeled “Loan Account Maintenance” for loan making, loan servicing, and inventory property are “non-contractual” items. There are no other PLCE cost items that fall under this category. If an expense item is not listed under Loan Account Maintenance and does not contain an “N” in the PAC, it is **not** a “non-contractual” cost item and **cannot** be treated as such.

See paragraph 166 for guidance on processing PLCE ‘non-contractual’ items.

C PLCE Micropurchases

What constitutes a PLCE micropurchase is how the item is obtained and the cost of the item. When the Agency initiates the purchase, and the cost of the item is less than or equal to ***--\$2,500.00 for non-appraisals or \$10,000.00 for appraisals, that PLCE is identified as a--*** PLCE micropurchase.

Micropurchase requests are fully handled by the ARMP, APOC, or a Contracting Officer or Contract Specialist, and are routed through the State PLCE Monitor. County Offices may **not** take any action on a micropurchase PLCE request unless instructed to do so by the ARMP, APOC, or contracting official as described in State procedure.

See subparagraph 162 C for information on the ARMP role and see paragraph 167 and Exhibit 24 for guidance on processing PLCE micropurchase items.

D PLCE Contractual Requests

--PLCE contractual cost items are all expenses initiated by the Agency with a total cost equal to or more than \$2,500.01 for non-appraisals or \$10,000.01 for appraisals products.--

If a State does not have a warranted Contracting Officer on staff, the State Office should contact other FPAC agencies or a neighboring State for assistance, if that State is known to have a Contracting Officer on staff. Otherwise, State Offices will submit requests through ***--the FBC AD POA ServiceNow intake portal according to subparagraph 162 C.--***

--163 Understanding PLCE (Continued)*D PLCE Contractual Requests (Continued)**

County Offices may **not** take any action on a contractual PLCE request unless instructed to do so by the Contracting Officer or Contract Specialist.

See paragraph 168 for specific guidance on processing contractual PLCE's.

E PAC

Exhibit 25 provides a list of each authorized PLCE expense. Each expense item has an assigned unique 3-digit alphanumeric character that is required for obligating and controlling funds and tracking expenses. If there is a "Comment" annotated for the selected PAC, the TPOC and State PLCE Monitors should review the Exhibit 25 "Note" section for usage clarification or application.

All transactions fall under 1 of these 3 categories as follows.

- Loan Making PAC's are applicable during the loan application process only. Once a loan is closed, it becomes a loan servicing action.
- Loan Servicing PAC's are applicable from the point of loan closing through the final disposition of the loan. This includes corrections to documents filed at loan closing.
- Inventory Property PAC's are applicable only after FSA has received the deed and taken the property into inventory, not during the acquisition process. Any PLCE item incurred on behalf of FSA during the acquisition process (foreclosure, voluntary conveyance, etc.) is a loan servicing action and is charged to the borrower's account, not the inventory property. This includes accrued or delinquent taxes, attorney fees, or any other expense related to the liquidation of security prior to the date taken into Government inventory.

F Historical PAC Reference

PAC's found in Exhibit 26 were made obsolete effective October 1, 2010. For loan servicing purposes, Exhibit 26 is retained for historical reference only.--*

163 Understanding PLCE (Continued)**G DATA of 2014**

PLCE activity is reportable under DATA, which makes information on federal spending accessible and transparent to the general public. Recoverable cost items are considered financial assistance since they benefit Agency customers. Non-recoverable cost items and *--micropurchases currently are not reportable. Contractual PLCE's exceeding the \$2,500.00 (non-appraisals) or \$10,000.00 (appraisals products) micropurchase threshold must be--* entered into the Integrated Acquisition System (IAS) and the Federal Procurement Data System-Next Generation (FPDS-NG).

To comply with DATA the Agency developed specialized coding for use in the contract number field of the ZMY transaction. Additional guidance on this coding is found in the FMMI User Guide.

***--164 Allocating PLCE Funds**

A PLCE Spending Chain

The components of the PLCE spending chain are defined as follows.

Component	Action
1	Allocation is funds that are apportioned to the agency and subsequently allocated to each State in 4 separate funds. Allocation to the State level is required before spending can occur.
2	Budget pre-approval means authorized agency officials contact the State PLCE Monitor to certify availability of funds before incurring an expense on behalf of the agency or a borrower. Note: This step is by-passed when a delinquent real estate tax notice or delinquent personal property tax notice is received in the County Office.
3	Obligation means once an order is placed, the agency has a legal responsibility or obligation to pay for the ordered goods or services. A purchasing document is used to purchase goods and services or pay for costs associated with servicing a farm loan and preservation of the agency’s security according to the signed loan documents. Obligations draw down available funds in the associated account in FMMI.
4	Invoice is an accounts payable document that is used to pay for goods and services received and the disbursement of funds. Depending upon the type of expenditure, disbursements may occur after or simultaneously with the obligation document. Invoices reference and liquidate documents in the PLCE spending chain.
5	Disbursement is handled by the National Finance Center. This step is driven by the vendor record and invoice document.

B National Office Allocation of PLCE Funds to States

The National Office allocates PLCE funds to each State, Puerto Rico, and designated United States territories that has a FLC. PLCE funds are not sub-allocated to the County Office level.

State PLCE Monitors will use the Availability of Funds Control Report located in FMMI in monitoring and certifying the availability of PLCE funds. Additional information and step-by-step instructions are located in Section 7, PLCE Funds Management, of the FMMI User Guide.

The National Office divides each State allocation into 4 accounts that correspond to their respective Treasury symbols.--*

164 Allocating PLCE Funds (Continued)

B National Office Allocation of PLCE Funds to States (Continued)

Each account has its own purpose and designated loan cohort.

- ACIF Program Account (non-recoverable), otherwise known as the “A” account, is used to pay PLCE’s that are not chargeable to a borrower or inventory property account.
 - The “A” account fund code is identified as “FA00B1140D” in the FMMI environment.
 - IAS accounting string for “A” funds is FA00.ZZ.ZZZZZZZZZZ.2570.
- ACIF Direct Loan Financing Account (recoverable) is referred to as the “R” account. “R” funds are used to pay PLCE’s that are chargeable to a borrower or inventory property account in which the **original loan** was obligated in FY 1992 or subsequent years.
 - The “R” account fund code is identified as “FA00B4212D” in the FMMI environment.
 - *--IAS accounting string for “R” funds is FA00.ZZ.ZZZZZZZZZZ.3360--*
- ACIF Liquidating Account (recoverable). This “L” account is used to pay PLCE’s that are chargeable to a borrower or inventory property account in which the **original loan** was obligated before FY 1992.
 - The primary “L” account fund code is identified as “FA00B4140D” in the FMMI environment.
 - *--IAS accounting string for “L” funds is FA00.ZZ.ZZZZZZZZZZ.3360.--*

There are 2 different appropriated line items for “L” funds, each with its own functional area:

- FA02FL2040000000: Loan Servicing “L” account
- FA02FL2140000000: Inventory Property “L” account.

Both line items use the same fund identifier of FA00B4140D. Only the loan servicing “L” funds are allocated to the State level. The inventory property “L” funds are maintained at the National Office level. The PLCE Monitor will contact LMD when “L” funds are needed for servicing inventory property.

- Recovery Act - Direct Financing Account - Capital Investment (recoverable). This “S” account is used to pay PLCE’s that are chargeable to a borrower or inventory property account in which the loan was obligated using ARRA (“Stimulus”) identified loan funds. “S” loans are identified with Type of Assistance codes 564 through 583. The “S” account fund code is identified as “FA00B4284D” in the FMMI environment.

See Exhibit 23 for guidance on creating IAS requisitions for PLCE.

164 Allocating PLCE Funds (Continued)

C State Office Allocation of PLCE's

All PLCE commitments and disbursements must occur on a “requirement and consideration” basis, meaning there must be a specific need for a specific loan applicant, borrower, or inventory property. Obligating lump sum amounts or “banking” PLCE funds for a specific vendor is prohibited. The commitment of PLCE funds in one FY for use in another FY without a specific requirement violates the Anti-Deficiency Act and is not permitted.

Examples of permissible and not permissible are as follows:

- *--**Permissible:** On September 25, 2019, the County Office requests a title opinion in preparation for an upcoming foreclosure sale for a particular borrower. The PLCE commitment is created the same day **and work begins**; however, it is not until November 1, 2019, that the vendor delivers the title opinion and requests payment.
- **Not Permissible:** On September 25, 2020, the State Office decides to set aside \$xxx for real estate appraisals needed in the next FY. There is no immediate need for the ZMY; however, the State wants to “use up” the remaining FY 2020 “A” allocation and draw-down funds from the one ZMY on an as-needed basis in FY 2021.--*

Note: For electronic UCC filings with the Secretary of State Office, see subparagraph 165 D.

D Using PLCE Allocations

Before any PLCE item can be obtained or an expense incurred on behalf of the Government, the State PLCE Monitor must certify fund availability and ensure the State budget reflects that commitment.

All ZMY's must be entered into FMMI before goods or services are ordered. Reimbursement for an unapproved cost item is considered an unauthorized purchase and payment is not guaranteed.

Note: Notices about delinquent real estate taxes and property taxes are exempt from funds certification. It is not possible to know when a borrower will not pay their taxes in a timely manner; therefore, the cost is “incurred” before the Agency can take action.

As a reminder, the Government purchase card is not an option for PLCE procurement of any kind. See subparagraph 161 D.

*--165 Obtaining PLCE Items

A SAM

All vendors subject to micro-purchase or contractual procurement processes are required to register in SAM, which is located online at <https://www.sam.gov/portal/SAM/#1>.

SAM registration is the vendor's responsibility, and Agency personnel should not assist in the process. Approved SAM registrations automatically flow into the FMMI system to create the FMMI vendor record and FMMI vendor ID. The PLCE Monitor needs only the vendor's DUNS number to locate the vendor record in the FMMI system.

Note: Using the FMMI PVND process for a SAM vendor is not allowed. If a potential vendor refuses to register in SAM, then that service provider may not be used as a PLCE vendor until a SAM registration is complete and a FMMI vendor record created.

The only permitted exceptions to SAM registration are:

- State and Local Government offices, including Sheriff Offices or other State or local law enforcement entity
- US Marshall
- court-appointed Trustees or other officers of the Court
- current USDA Employees.

SAM is **not** used for non-contractual PLCE vendors. PLCE non-contractual vendors are manually created in FMMI using FSA-2173. See Section 6 of the FMMI User Guide for step-by-step instructions.

Note: It is suggested that State PLCE Monitors, APOC's and/or ARMP's maintain an operational file that includes a copy of the SAM record for each PLCE micro-purchase vendor, or alternatively, in each vendor's individual operational file, depending upon how established.

B Current Employees as Vendors

Employees should not act as a vendor on behalf of a loan applicant, borrower, or to care for an inventory property. DLS workflows should be used, maintained, and monitored for UCC filings and other needs. In the case where the borrower is responsible for the cost, if the borrower does not remit payment timely, FLM should proceed with initiating FSA-2126 for the cost item **no later than** 21 days before payment is needed.

Note: At no time may an employee pay for recoverable cost items. The PLCE Monitor will ensure emergency check provisions are used for extremely time-sensitive PLCE's.--*

165 Obtaining PLCE Items (Continued)

C Former Employees as Vendors

For guidance on post-employment restrictions about using former FSA employees as PLCE vendors, see 3-PM, paragraph 139, and 18 U.S.C. 207. Additional post-employment information is available at <http://www.ethics.usda.gov/rules/postemployment.htm>.

Former FSA employees should contact the USDA ethics counselors for informal assistance with interpreting and applying the post-employment restrictions. FLP State Office staff also may contact the USDA ethics counselors for guidance before selecting a former FSA employee as a vendor, through the Administrative Officer or State Office ethics advisor. The *--Office of Ethics may be reached by e-mail at Ethics-FPC@oe.usda.gov.--*

SAM registration is **required** for all former employees when working in a vendor capacity.

See 3-PM, paragraph 131, for additional guidance about restrictions on outside employment and activities.

D Guidance for Electronic UCC Transactions

State Offices may set up accounts with the Secretary of State's office using a draw-down process to meet UCC electronic and central filing requirements. "R" funds are used for this purpose.

In States where the Office of the Secretary of State has decided to use credit card only transactions, the PLCE Monitor or ARMP should work with the Secretary of State to find an alternative method of payment. If there is no alternative payment option available, third party processors may be used to handle FLP UCC needs. Under 3-FLP, subparagraph 373 A, and 4-FLP, subparagraph 99 B, fees charged by third party processors are **charged to the loan applicant**.

If an error is made on UCC or other legal document, the cost of the correction is a non-recoverable item; "A" funding and the PAC code "2N5" are used. If UCC is being renewed for an account using recoverable "L", "R", or "S" funds, **separate** FMMI transactions will be processed for that specific UCC filing, also using '2N5.' Only when the borrower remits payment for an electronic UCC filing are the PAC codes '1NE' or '2NE' used.

E Refunding Credit Report Fees

When credit report fees are collected and deposited, and the credit report is never obtained, reimbursement to the applicant is **not** a PLCE function. Whenever money is transmitted successfully to the National Finance Center, the refund **must** come from the same office. County Offices shall submit a request for refund to their account technician who services their state according to paragraph 5.

165 Obtaining PLCE Items (Continued)

F Recoverable Cost Items for Borrowers With Multiple Loans

When a specific recoverable PLCE applies to more than 1 loan, the oldest outstanding loan, which is the loan with the earliest obligation date, for which the security associated with the charge is attached, will determine which recoverable account (“L,” “R,” or “S”) is used. For a rescheduled or re-amortized loan, always use the **original** loan obligation date to determine which account is used.

Note: Only “S” account funds are used to obligate and pay PLCE expenses for ARRA (“Stimulus”) loans. “L” or “R” funds for ARRA (“Stimulus”) loans **cannot** be used.

The FMMI BOPR table is used to verify loan and account information if errors in processing occur; See the FMMI User Guide, Section 8, “BOPR Look-Up”.

G ADPS Transactions for Recoverable Cost Items

When a recoverable cost item is charged back to a direct OL, ML, or EM loan, a new “loan” is created on the borrower’s account. The loan number will be between 75 and 99, starting backwards from 99. The ADPS TC 1L is associated with the charge.

Note: PLCE charges are **never** charged to an existing cost item “loan”. PLCE’s must tie back to an original Agency-funded loan.

When the loan being charged is a direct FO loan, the PLCE charge is reflected as an advance on the loan; a separate “loan” is **not** created. The transaction is identified by ADPS TC 1L in the borrower’s online history.

When a PLCE charge falls under Inventory Property, ADPS TC 1X reflects the charge.

PLCE charges on Judgment accounts are shown as an ADPS TC 1I transaction.

Note: Interest accrues at the same interest rate as the loan associated with the charge.

H Using Third-Party Vendors for Lien and/or Record Searches

According to 3-FLP, subparagraph 373 A and 4-FLP, subparagraph 99 B, applicants and/or borrowers are responsible for the costs associated with lien searches, filings, and recordings. Fees collected from the applicant/borrower will be remitted through the National Receipts and Receivables System using code 36 or 38.

When establishing and maintaining third party vendor services, direct financing “R” funds will be used with PAC code 1NE and/or 2NE. However, any excess monthly or annual subscription or user fees not associated with the specific record search will be paid from the *--program account “A” with PAC codes 1D2 and/or 2D2.--*

Note: Where third party vendor services are not established, agency officials will follow local guidance established in issued supplements.

--166 Processing Routine Loan Account Maintenance “Non-contractual” PLCE’s*A Forms**

The following forms are used for “non-contractual” PLCE processing.

- **FSA-2126** is the only form required to initiate and pay non-contractual PLCE requests as described in subparagraph 163 B.
- **FSA-2171** is a substitute invoice used only in unusual instances where there is no existing vendor invoice; vendor invoice information is never transferred to FSA-2171.
- **FSA-2172** is used for requesting Emergency PLCE vendor checks per subparagraph 170 G.
- **FSA-2173** is used to establish a FMMI vendor record using the PVND process as described in the FMMI User Guide.

B Filing Requirements

FSA-2126 and all documents related to recoverable PLCE’s are filed in the borrower’s case file and treated as a debt instrument.

PLCE documents for non-recoverable PLCE’s should be filed in the borrower’s case file as part of the running record of actions taken on behalf of the borrower or applicant. Documents for non-recoverable cost items are not debt instruments.

County and State Offices should establish and maintain an operational file for PLCE activity according to 32-AS.

C Vendor Selection

There is no vendor selection process for routine loan account maintenance. For an item to fall under this category, the vendor and cost are both non-negotiable and outside FSA’s control, and not paying the bill negatively impacts the Agency’s financial and/or security interests.

D FMMI and DATA Act Requirements

Most non-contractual PLCE’s must be given an assigned unique 18-digit alpha-numeric FAIN by the PLCE Monitor at the time of budget approval and entered on FSA-2126.

Note: For non-contractual cost items involving Government Inventory Property, there is no FAIN configuration. The contract number entry will always be “NONDATAACT.”--*

--166 Processing Routine Loan Account Maintenance “Non-contractual” PLCE’s (Continued)*D FMMI and DATA Act Requirements (Continued)**

TPOC’s and PLCE Monitors are cautioned in using the PAC 2N5 for legal document expenses. The following **must** be noted and followed.

- If copies of documents are obtained or filed as part of the normal course of business and **“A” funds** are used, those actions are considered to be for the benefit of the applicant or borrower. The FMMI ZMY Contract Number field must be populated using an **18-character FAIN string**.
- If the action is for the benefit of the Agency, such as when documents are corrected because of Agency error, **“A” funds** are used and the FMMI ZMY Contract Number field will be populated with **“NONDATAACT”**.
- If copies of documents are obtained for, or filed during, an adverse loan servicing action such as a third-party or Agency foreclosure, that transaction must be processed as a recoverable cost item and use of **“A” funds is not permitted**.

The PLCE Monitor and State FMMI users should see the FMMI User Guide for additional guidance and step-by-step instructions on FAIN configurations and instructions not included in this Part or identified in the workflow provided in subparagraph F.

An internal tracking system for the FAIN is required. A tracking system for monitoring the State PLCE budget is recommended.

E Processing Payments for Non-Contractual PLCE’s

The Debt Collection Improvement Act of 1996 mandates using EFT as the payment method for Government disbursements; however, there are exemptions to the EFT requirement that directly impacts non-contractual cost items.

Unless direct deposit is required by State law, it is **recommended and permitted** to request US Treasury Checks for cost items to State and local Government vendors. This includes payments for delinquent taxes, UCC filings or mortgage satisfactions, and other similar expenses. Because of the nature of those transactions, the Operational Hardship exclusion applies.

Checks obtained to pay lienholders using the 2N4 PAC also fall under the Operational Hardship exclusion because US Treasury checks usually are required at the liquidation sale.--*

***--166 Processing Routine Loan Account Maintenance “Non-contractual” PLCE’s (Continued)**

F Required Roles for Processing PLCE “Non-Contractual” Requests

To fully process any PLCE non-contractual request, the following roles are required:

- TPOC
- State PLCE Monitor
- FMMI PLCE PO Processor
- FMMI PLCE PO Approver
- FMMI PLCE TY Processor
- FMMI PLCE TY Approver.

See Exhibit 21 for additional guidance, as needed.

G Workflow Process for Routine Loan Account Maintenance (“Non-Contractual”) Expenses

Simultaneous funds commitment and disbursements for “non-contractual” items are common and permissible. Tax notices and other documents from the vendor source are considered the invoices. That information should **not** be transferred to the FSA-2171. Always use original documents to support the PLCE funds commitment and payment whenever possible.

Field and State Offices will take the following steps for routine loan account maintenance PLCE items.

Step	With Invoice	Invoice Pending
1	TPOC is notified or receives notification of PLCE and refers to Exhibit 25 for authorization and terms. If TPOC is uncertain of how to proceed, TPOC will contact State PLCE Monitor for guidance.	TPOC determines, or is notified of, PLCE need and refers to Exhibit 25 for authorization and terms. If TPOC is uncertain if or how to proceed, TPOC will contact State PLCE Monitor for guidance.
2	TPOC completes and signs FSA-2126, attaching invoice and any other necessary documentation related to the PLCE. Documents are sent to the State PLCE Monitor for further processing.	TPOC completes FSA-2126, and, along with any other necessary documentation related to the PLCE, sends request to the State PLCE Monitor for processing.
3	State PLCE Monitor receives and reviews FSA-2126 for accuracy, completeness, and validity, consulting with the Farm Loan Chief, as necessary.	State PLCE Monitor receives and reviews FSA-2126 for accuracy, completeness, and validity, consulting with the Farm Loan Chief, as necessary.
4	State PLCE Monitor certifies budget availability, determines FMMI Vendor ID, PAC, Fund, and FAIN and enters information on FSA-2126.	State PLCE Monitor certifies budget availability, determines FMMI Vendor ID, PAC, Fund, and FAIN and enters information on FSA-2126.

--*

*--166 Processing Routine Loan Account Maintenance “Non-contractual” PLCE’s (Continued)

G Workflow Process for Routine Loan Account Maintenance (“Non-Contractual”) Expenses (Continued)

Step	With Invoice	Invoice Pending
5	PLCE request is parked and posted in FMMI creating a ZMY transaction, using the FMMI User Guide as reference.	PLCE request is parked and posted in FMMI creating a ZMY transaction, using the FMMI User Guide as reference.
6	After ZMY is posted, invoice is parked and posted in FMMI, creating a TY payment document as shown in the FMMI User Guide.	A copy of the budget-approved FSA-2126 and associated FMMI transaction documents are returned to the requesting office.
7	A copy of the approved and completed FSA-2126 and FMMI ZMY and TY transaction documents are returned to the requesting office for placement in file(s).	Once the County Office receives invoice, using the original FSA-2126, forwards invoice to the State PLCE Monitor with a digitally signed request for payment.
8	End	Invoice is processed and posted in FMMI, creating a TY payment document as shown in the FMMI User Guide.
9		A copy of the completed FSA-2126 and FMMI TY invoice transaction document are returned to the requesting office for placement in file(s)
10		End

--*

167 Processing Micropurchase PLCE's

A Forms

The forms associated with PLCE micropurchases include.

- **FSA-2126** is required to initiate and pay **non-appraisal** micropurchase PLCE requests with a total cost at or below the micropurchase threshold limit of \$2,500.00 as described in subparagraph 163 C. Additional documents may be required depending upon what is needed and State procedure. TPOC's should contact their ARMP or Contracting Officer when guidance is needed.
- **FSA-2128** is required to initiate and pay real estate and chattel appraisals products at or below the micropurchase threshold of \$10,000.00. Additional documentation may be required depending upon State procedure. TPOC's should contact their APOC, ARMP, or Contracting Officer when guidance is needed.

Note: Once a PLCE item exceeds the \$2,500.00 (non-appraisals) or \$10,000.00 (appraisal products) threshold, it must be handled according to paragraph 168,--* including after-award modifications requested by the vendor that raises the initial total of funds committed.

- **FSA-2172** is used for requesting Emergency PLCE vendor checks for non-appraisal micropurchases as described in subparagraph 170 G. Emergency checks for micropurchases are very rare and usually involves an emergency custodial livestock situation. Real estate and chattel appraisers are **never** paid using the Emergency PLCE payment process.

Micropurchase vendors are required to submit an invoice that contains the vendor's name, address, telephone number, DUNS number, a brief description of services rendered and total cost. FSA-2171 is **not** used for micropurchases.

All vendors operating under this subpart must register in SAM. FSA-2173 is **not** used for or by micropurchase vendors. ARMP should contact the National Office in instances of one-time only vendors needed in emergency custodial situations.

Additional information about real estate and chattel appraisals is provided in Part 6.

167 Processing Micropurchase PLCE's (Continued)

B Filing Requirements

The FSA-2126, FSA-2128, and other documents related to recoverable cost items are treated as a debt instrument and filed in the borrower's case file.

It is recommended that PLCE documents involving "A" funds be filed in the borrower's case file as part of the running record of actions taken on behalf of the borrower or loan applicant. Documents for non-recoverable cost items are not debt instruments.

ARMP's are required to maintain a log of transactions and rotation of awards among vendors and maintain secured transaction files containing all relevant transaction information. The transaction files will contain, at a minimum, the following.

Item	Description
Requisition	Request for service with documentation that identifies the Government need, Government cost estimate, proof of funding availability, and authorized signatures. FSA-2126 and/or FSA-2128 is considered a "requisition".
Required Requisition Documents	Program documents used in addition to FSA-2126 and/or FSA-2128 that support the requisition, including and not limited to, copies of e-mailed requests for quotes, engagement letter or task order, etc.
FMMI Funds Commitment Document	A copy of the posted FMMI ZMY Adobe form that contains the FMMI user identifiers, date, and time stamps.
Invoice	Invoice submitted to Agency by the vendor when services rendered. Invoice must match posted FMMI TY document.
FMMI Payment Document	A copy of the posted FMMI TY Adobe form that contains the FMMI user identifiers, date, and time stamps.
Acceptance of Service Document	E-mail or other documentation of program acceptance of service provided.
Correspondence	All related e-mails, letters, documented telephone calls, and other documents.

All transaction files will be retained for a period of seven years from the date of the final payment. Use file codes:

- CONT-2(a) for transactions over \$2,000.00
- CONT-2(b) for transactions less than \$2,000.00.

--The transaction files will be subject to random audits by the FBC AD POA compliance-- designee. Contracting Officers also may conduct routine file reviews without permission from the FBC staff.

167 Processing Micropurchase PLCE's (Continued)

C Vendor Selection

In addition to requesting PLCE funds commitment and disbursements, FSA-2126 and FSA-2128 is used to record associated market research information. The ARMP will contact appropriate vendors to conduct market research for the required service and make the appropriate entries in FSA-2126. Purchases should be consistent with established guidelines for required sources of services and applicable acquisition procedures for making micropurchases.

How much market research a PLCE requires is dependent upon the dollar amount provided to the ARMP. ARMP's will conduct enough market research to ensure that the Government gets a good value for its money in terms of reasonable price and timely, reliable and quality service.

When making micropurchases, ARMP's will identify the service that best satisfies the PLCE requirement, weighing both price factors and non-price factors like time of delivery. Higher priced contractors may be used if it represents a better value; however, it is the ARMP's responsibility to perform basic comparison-shopping and briefly document the basis for vendor decisions.

All micropurchase vendors must register in SAM; see subparagraph 165 A.

Vendor selection for real estate and chattel appraisals will be handled according to Part 6 and State instructions.

*--All appraisal product purchases that are above \$2,500.00 require that 3 quotes be obtained or documentation as to why they were not obtained must be included on FSA-2128, Part B and in the ARMP work file.

Note: The following are market research comments which may be included on FSA-2128:

- “Market research was completed by using a rolling vendor log of approved vendors. The price was determined to be fair and reasonable for the government.”
- “The vendor appraiser was selected since they had completed an appraisal on the subject property on (effective date of prior appraisal). The price was determined to be fair and reasonable for the government and to be in the government's best interest for consistency in the valuation process.”--*

167 Processing Micropurchase PLCE's (Continued)**D FMMI and DATA Act Requirements**

PLCE Monitors will ensure micropurchase PLCE's are annotated as "NONDATAACT" in the contract number field of the FMMI Adobe form. The State PLCE Monitor and State FMMI PO Processor should see the FMMI User Guide for additional guidance and DATA Act-specific instructions.

E Processing Payments for Micropurchase PLCE's

The Debt Collection Improvement Act of 1996 mandates using EFT as the payment method for Government disbursements. There are no exemptions for micropurchase PLCE's for the EFT process. If a micropurchase vendor is unable to accept the EFT payment method, the PLCE Monitor or ARMP will contact the National Office for guidance in hardship situations.

Standard payment terms are net 30 days. Whether a vendor is paid net 30 days or payment is accelerated to ACCP completely depends upon the FMMI vendor record and how the vendor is categorized in SAM. FMMI-generated payment terms should not be changed.

F Required Roles for Processing PLCE Micropurchase Requests

To fully process a PLCE micropurchase request, the following roles are required:

- TPOC
- State PLCE Monitor
- APOC, ARMP or Contracting Officer, as determined by State procedure
- FMMI PLCE PO Processor
- FMMI PLCE PO Approver
- FMMI PLCE TY Processor
- FMMI PLCE TY Approver.

See Exhibit 21 for guidance on roles.

167 Processing Micropurchase PLCE's (Continued)

G Workflow for PLCE Micropurchases

For ease of understanding the following workflow, the term ARMP is used exclusively. It is understood some States may use:

- an ARMP for all non-appraisal micropurchases;
- an APOC for all real estate and chattel appraisals;
- an ARMP for both appraisals and micropurchases; or
- a Contracting Officer exclusively, or
- a combination of ARMP, APOC, and Contracting Officer.

Insert the applicable position for your State wherever "ARMP" is used.

--For those States having all FLO, FLM, and FLPS/FLPC designated as an ARMP, dual roles as TPOC and ARMP exist. If there is no separate TPOC in the office initiating the PLCE request, then FLO, FLM, or FLPS/FLPC will perform all TPOC duties in addition to all-- ARMP duties listed in the workflow.

Note: Exhibit 21 permits the PT to be designated as TPOC. ARMP responsibilities must be performed by ARMP and may not be re-delegated.

References to the completion of certain sections of FSA-2126 within the workflow are included to assist with understanding the micropurchase process. These references do not replace the form's posted instructions for completion.

ARMP's should see Exhibit 24 for additional guidance on making micropurchases.--*

167 Processing Micropurchase PLCE's (Continued)

G Workflow for PLCE Micropurchases (Continued)

The following table contains workflow steps for Non-Appraisal PLCE Micropurchases.

Step	Action
1	<p>Non-Appraisal: TPOC determines PLCE need and refers to Exhibit 25 for authorization and terms. TPOC completes FSA-2126, Part A, in its entirety. TPOC sends to ARMP, FSA-2126 and all other applicable documentation required by State instructions.</p> <p>Note: It is recommended that the TPOC include the PLCE Monitor in the electronic transmission of the FSA-2126 to the ARMP if TPOC and ARMP are not the same person.</p> <hr/> <p>Appraisal: TPOC completes FSA-2128, Part A and sends to APOC/ARMP, *--along with and all other applicable documentation required by Part 6.</p> <p>Note: TPOC signature is required if FSA-2128 is completed manually. NATS does not require TPOC signature.--*</p>
2	<p>ARMP/APOC conducts market research by telephone or e-mail using the information provided by TPOC. Results of market research are recorded on FSA-2126 or FSA-2128.</p> <p>If market research establishes the PLCE as a micropurchase, ARMP/APOC will complete the assessment, confirm vendor eligibility in SAM, record the DUNS, and complete acknowledgements. ARMP/APOC digitally signs the authorization for the ZMY entry in FMMI and forwards FSA-2126 or FSA-2128 to the State PLCE Monitor and the process continues in Step 3.</p> <p>If the feedback from vendors indicates PLCE is a contractual purchase, ARMP will make a vendor recommendation or annotate on FSA-2126 or FSA-2128 that PLCE exceeds the ARMP's authority. ARMP/APOC will proceed using guidance in subparagraph 168 G; use of this flowchart is concluded.</p> <p>Note: ARMP/APOC does not make micropurchase or notify vendor of award at this step.</p>
3	<p>Non-Appraisal: State PLCE Monitor receives and reviews FSA-2126 and complete Part C. If inconsistencies or incorrect information are found, State PLCE Monitor will work with TPOC and ARMP to resolve the matter.</p> <hr/> <p>Appraisal: State PLCE Monitor receives and reviews FSA-2128 and complete Parts C and D of the FSA-2128. If inconsistencies or incorrect information are found, State PLCE Monitor will work with TPOC and APOC/ARMP to resolve the matter</p> <p>Note: In States wanting to internally sub-allocate funding for appraisals to APOC, budget approval occurs with the PLCE Monitor only. There is no FMMI mechanism for sub-allocating beyond the PLCE Monitor level.</p>

167 Processing Micro-purchase PLCE’s (Continued)

G Workflow for * * * PLCE Micro-Purchases (Continued)

Step	Action
4	<p>State PLCE Monitor forwards FSA-2126 or FSA-2128 to PLCE PO Processor for entry of ZMY transaction in FMMI, as provided in the FMMI User Guide.</p> <p>Note: For contractual purchases, PLCE PO Processor will commit funds for the vendor recommended by ARMP/APOC. If changes are necessary after the Contracting Officer reviews documents, PLCE PO Processor will handle using the Obligation Modification process.</p>
5	<p>PLCE PO Processor enters ZMY into FMMI and notifies PLCE PO Approver of parked ZMY document.</p>
6	<p>PLCE PO Approver posts the FMMI ZMY transaction and returns the completed FSA-2126 or FSA-2128 and the FMMI ZMY Adobe form to both the ARMP/APOC and State PLCE Monitor.</p> <p>Note: Micro-purchase responsibilities for the Sate PLCE Monitor conclude at this step.</p>
7	<p>ARMP/APOC makes micro-purchase and notifies the vendor of the award. ARMP/APOC notifies TPOC of vendor award and ensures copies of FSA-2126 or FSA-2128, ZMY Adobe form, and all vendor award documents are provided to TPOC for placement in the applicant or borrower’s case file and PII-secured operational file.</p>
8	<p>Once services are rendered and vendor invoice received, TPOC and/or ARMP/APOC must perform a timely inspection and acceptance of the work performed.</p> <p>Non-Appraisals: ARMP completes FSA-2126, Part E authorizing payment to vendor. Vendor invoice and FSA-2126 is forwarded to the PLCE TY Processor for initial entry into FMMI.</p> <p>Appraisals: APOC/ARMP completes FSA-2128, Part J, Partial Payment, or Part K, Full Payment authorizing payment to vendor. Vendor invoice and original FSA-2128 is forwarded to the PLCE TY Processor for initial entry into the FMMI System as according to the FMMI User Guide</p>
9	<p>PLCE PO Processor enters TY into FMMI and notifies PLCE PO Approver of parked TY document.</p>
10	<p>PLCE TY Approver posts the FMMI TY transaction as described in the FMMI User Guide. PLCE TY Approver ensures the ARMP/APOC, State PLCE Monitor and TPOC are provided digital copies of the completed FSA-2126 or FSA-2128 invoice and TY Adobe form.</p>
11	<p>TPOC ensures all TY documentation is placed in applicant or borrower’s case file and PII-secured operational file.</p>
12	<p>End</p>

167 Processing Micropurchase PLCE's (Continued)

H Modifying Initial Micropurchase Commitment

Invoices received for an amount greater than the agreed-upon purchase price are **not** acceptable. All vendors are required to contact the Agency about any necessary change to previously agreed-upon terms **before** completing the work or submitting an altered invoice.

If a pricing modification will put the total amount to be invoiced above the \$2,500.00 *(non-appraisals) or \$10,000.00 (appraisal products) threshold, the PLCE is no longer a--* micropurchase and **cannot** be processed as such. When a situation like this occurs, the State PLCE Monitor and ARMP will discuss the matter with a Contracting Officer or FBC Operations Branch, whichever is applicable, to handle the situation according to FAR and Departmental regulations.

--168 Processing PLCE Contractual Items*A Forms**

Forms used for PLCE contractual transactions may vary depending upon the State Contracting Officer or AMD preferences, whichever is applicable, and State procedure. FSA-2126 or FSA-2128 may be used for PLCE funds commitment, DATA Act and ZMY/TY annotations.

B Filing Requirements

All documents related to recoverable cost items are treated as a debt instrument and filed in the borrower's case file.

It is recommended that PLCE documents involving the use of "A" funds be filed in the borrower's case file as part of the running record of actions taken on behalf of the borrower or loan applicant. Documents related to non-recoverable cost items are not debt instruments.

County and State Offices should establish and maintain operational files for contractual PLCE activity according to 32-AS and Contracting Officer guidance.

C Vendor Selection

Vendor selection is handled by the Contracting Officer or Contracting Specialist. The ARMP may make recommendations only. The Contracting Officer does not have to accept the recommendation and has total authority under FAR to handle the contractual request as they deem appropriate.

D FMMI, the DATA Act and Other Requirements

FMMI, DATA Act requirements, use of IAS and entry of PLCE items in FPDS-NG are applicable to all contractual expense items.

IAS and FPDS-NG entries are not Farm Loan Program-related topics and are addressed in FPAC Procurement Operational Plan and FAR. Contracting Officers and Contracting Specialists are responsible for ensuring IAS and FPDS-NG are populated according to established procedures.

When the ZMY is posted in FMMI, the State PLCE Monitor will ensure that the PIID number is entered on FSA-2126 and/or FSA-2128. The contract number generated in IAS must be provided to the State PLCE Monitor by the contracting staff upon completion of IAS entries. The State PLCE Monitor forwards that information to the National Office contacts listed in subparagraph 161 C to ensure DATA Act compliance. See subparagraph 168 G.

The State PLCE Monitor and FMMI users should see Section 4.3 of the FMMI User Guide for additional guidance.--*

--168 Processing PLCE Contractual Items (Continued)*E Processing Payments for Contractual PLCE's**

Using EFT is required. Only if an individual does not have an account at a financial institution, or if there is an operational hardship whereby the vendor's regular business process is severely hindered by receiving payment through EFT, payment by US Treasury check is permissible under 31 CFR Part 208.

Payment is made according to the vendor record. Most contractual expenses are paid "net 30 days," meaning the vendor is paid within 30 days of receipt and acceptance of the services obtained.

F Required Roles for Processing Contractual PLCE's

To fully process a PLCE contractual purchase request, the following roles are required:

- TPOC
- ARMP, APOC, or Contracting Officer, as determined by State procedure
- State PLCE Monitor
- FMMI PLCE PO Processor
- FMMI PLCE PO Approver
- FMMI PLCE TY Processor
- FMMI PLCE TY Approver
- IAS Requisitioner
- IAS Budget Approver
- IAS Approver.

See Exhibits 21, 22, 23 and 24 for additional guidance, as needed.

Because of the complex and unique nature of PLCE transactions in IAS and FMMI, good communication between all parties is encouraged.--*

168 Processing PLCE Contractual Items (Continued)

G Basic Workflow for Contractual PLCE’s

As specified by FAR 1.602-1(b), only the Contracting Officer has the authority to enter into an agreement with a vendor for contractual supplies or services. The following workflow assumes use of the APOC and ARMP roles. In States using only a Contracting Officer, States will follow specific guidance provided by the State Contracting Officer or FBC Operations Branch when applicable.

A basic workflow is as follows.

Step	Action
1	TPOC identifies the PLCE requirement and completes the necessary fields on FSA-2128 for real estate and chattel appraisals or the FSA-2126 for everything else. FSA-2126 or FSA-2128 forwarded to ARMP or APOC, as applicable.
2	ARMP or APOC performs market research to obtain vendor’s information and completes the necessary fields on FSA-2126 or FSA-2128. Once ARMP/APOC determines a need for Contracting Officer’s involvement (market research pricing *--received is over the \$2,500.00 (non-appraisals) or \$10,000.00 (appraisal products) micropurchase threshold), ARMP/APOC makes recommendation for--* vendor selection inclusive of justification, includes supporting documents, and submits the entire package to the PLCE Monitor.
3	<p>On FSA-2126 or FSA-2128, the PLCE Monitor:</p> <ul style="list-style-type: none"> • confirms budget availability or requests funding from the National Office, as needed; • assigns the PAC and determines correct PLCE funds account; • enters FMMI vendor ID number, and • enters Placeholder PIID.
4	<p>PLCE Monitor forwards FSA-2126 or FSA-2128 to the PLCE PO Processor for entry into FMMI.</p> <ul style="list-style-type: none"> • The only way for FLP to guarantee availability of funds is to commit the funds through the ZMY, a purchase order transaction made in FMMI. When the ZMY is posted by the PLCE PO Approver, the Contracting Officer receives a PDF file showing name of Processor and Approver with date and time stamps of when the transaction went into FMMI. • Placeholder Procurement Instrument Identifier (PIID) is used during ZMY entry until Contracting Officer completes the procurement process and issues purchase order to vendor in IAS.

*--168 Processing PLCE Contractual Items (Continued)

G Basic Workflow for Contractual PLCE's (Continued)

Step	Action
5	PLCE PO Processor “parks” the ZMY transaction in FMMI and requests PLCE PO Approver to “post” the financial commitment.
6	PLCE PO Approver posts ZMY and provides PLCE Monitor with the posted ZMY Adobe form, which then is attached to FSA-2126 or FSA-2128.
7	PLCE Monitor forwards entire package, including all forms, documents, and FMMI ZMY Adobe PDF are forwarded to the IAS Requisitioner for attachment to the IAS Requisition.
8	IAS Requisitioner enters the transaction and uploads all forms and documents into IAS and forwards it to the IAS Budget Approver.
9	IAS Budget Approver approves the transaction. Based on the IAS Budget Approver’s authorization chain, transaction is automatically forwarded to a specific individual (either state Contracting Officer or FBC OB Section Chief for further assignment to FBC OB Contract Specialist, as applicable).
10	<p>Contracting Officer receives IAS Requisition, FSA forms and all associated documentation, as applicable. Contracting Officer makes final vendor selection based on applicable FAR, AGAR, and other applicable laws, regulations, and procedures and “processes” request up to the point of being ready for Integrated Acquisition System (IAS) purchase order release. The purchase order is not yet placed at this time.</p> <p>It is understood that the Contracting Officer or Contracting Specialist is within their authorities to:</p> <ul style="list-style-type: none"> • contact the TPOC, ARMP or APOC, and/or the PLCE Monitor when additional information is needed for the requirement; • contact any of the vendors previously contacted by the ARMP or APOC regarding the requirement; and • only Contracting Officer can make the determination on vendor selection. The selected vendor may or may not be the party recommended by the ARMP or APOC. It may be also a vendor not previously contacted by the ARMP or APOC.
11	The assigned Contracting Officer or Contract Specialist proceeds with completing the procurement process resulting in issuance of a purchase order to the vendor.
12	Once the purchase order is prepared and signed by the Contracting Officer, Contract Specialist will contact ARMP or APOC and provide a copy of the contract award document. The Contracting Officer/Contract Specialist will send the award to the vendor and copy all parties.

--*

***--168 Processing PLCE Contractual Items (Continued)**

G Basic Workflow for Contractual PLCE's (Continued)

Step	Action
13	<p>ARMP or APOC will.</p> <ul style="list-style-type: none"> • Notify PLCE Monitor of IAS-generated Contract Number (SF-1449, Block 4). • PLCE Monitor sends e-mail with ZMY number and Contract Number to the National Office contacts provided in 1-FLP, Part 7, subparagraph 161 C. National Office accesses FMMI DATA Act file and changes Placeholder PIID with valid Purchase Order Number. • Notify the TPOC that the award is made and ensure the completed FSA-2126 or FSA-2128, the posted ZMY, and any other applicable documents and forms are provided to the TPOC for their files and placement in the Agency contract file.
14	<p>ARMP/APOC notifies Contracting Officer and Contract Specialist of acceptance and final payment and provides all applicable documentation and related information such as: proof of services delivered and accepted by the government, vendor's request for payment, and actual payment confirmation.</p>

H Modifying Initial Contractual PLCE Requests

Invoices received for an amount greater than the agreed-upon purchase price are not acceptable. All vendors are required to contact the Agency about any necessary change to previously agreed-upon terms **before** completing the work or submitting an altered invoice. The State Contracting Officer or FBC Operations Branch Contracting Officer will work with the vendor and State PLCE Monitor if it becomes necessary to modify the previously agreed upon terms.

No payment, regardless of amount, is made to a vendor **before** the completion and acceptance of the work performed.--*

169 FMMI

A Background

FMMI is a commercial off-the-shelf web-based financial management system that provides online, real-time transactions, and on-demand query capabilities used Department-wide for all USDA financial and accounting functions. For PLCE, FMMI captures the following data:

- State allocations in 4 PLCE funding accounts
- ZMY transactions
- disbursements
- accounting adjustments related to ZMY or invoice modifications
- DATA Act reporting
- penalty interest
- manual disbursements
- post payment adjustments
- vendor records
- FSA client records.

The FMMI BOPR table stores and validates borrower and inventory property loan information to ensure that customer data entries are accurate and back-fed correctly to PLAS. See the FMMI User Guide, Section 6 for additional guidance.

B User Guide

The FMMI User Guide must be used in conjunction with this Part. It is located on the FSA FLP Intranet website under Software User Guides at <https://inside.fsa.usda.gov/program-areas/daflp/software-manuals/index>.

169 FMMI (Continued)

C Requesting FMMI Access

Request access to FMMI according to the following.

New FMMI users are required to complete the FMMI Quiz – Introduction to FMMI-PLCE Policies course that is available in AgLearn. A copy of the employee’s FMMI quiz certificate should be sent to the contacts listed in subparagraph 161 C.

Before submitting the user access request form to FMD’s System Maintenance Team, first-time account holders must self-register in FMMI.

Self-register at <https://nfc.usda.gov/FSS/ClientServices/FMS/>.

- Click the “FMMI” button under “Launch a Financial Application”.
- CLICK “Log In with PIV/CAC” or log in with your e-Auth user ID and password.
- Click on the “Click to Register” selection button.
- Enter your self-registration information and CLICK “Register” when complete.
- You should receive a “Registration Successful” notification.
- Log off.

A fillable PDF of the user access request form can be obtained from the FSA FLP Intranet website. Using the FBC ServiceNow site, the employee will submit the completed and approved user access request form through Financial Management Portal – Request Type: Systems at <https://usdafpacbc.servicenowservices.com/fpac>. A copy of the completed and approved user access request form must be attached to the ServiceNow ticket request.--*

D Unlocking a FMMI Account

Employees whose accounts are administratively locked due to the 30-day inactivity guidelines are required to log a * * * ticket on the FBC ServiceNow site – Financial Management/Systems at <https://usdafpacbc.servicenowservices.com/fpac>.

170 Correcting or Changing FMMI Transactions

A Modifying or Canceling a Financial Commitment (ZMY)

State Office shall see the **FMMI Document Chain Report** to confirm the status of the financial commitment ZMY transaction or invoice TY requiring modification.

Note: If making a vendor change, a new purchase order and ZMY transaction is required. The original ZMY must be modified in FMMI to reflect a \$0.00 line item amount.

To initiate a modification or cancellation of an obligation, the County Office will submit FSA-2126 to the PLCE monitor for processing in FMMI. Contracting officers should be informed of any modification or cancellations of contractual requests.

The process for modifications or cancellations of current FY obligations is as follows.

Document Status Action	Document Status Action
Obligation (ZMY) with No Disbursement.	Obligation Modification/Obligation Change.
Obligation (ZMY) with Partial Disbursement.	Obligation Modification/Obligation Change. If changing amount, new line amount may not go below available balance.
Obligation (ZMY) with Full Disbursement of All Line Items.	Obligation Modification to reflect amount actually paid.
Invoice TY with No Treasury Activity.	Pre-Payment Modification/Invoice Change.
Invoice TY with Treasury-in-Transit (TI) or TC.	Post-Payment Modification.

Additional guidance is located in the FMMI User Guide.

B Correcting PLCE Transactions on Discrepancy

Although FMMI has any number of checks and balances to ensure accurate transactions, errors occasionally happen. If there is a problem with the FMMI to PLAS backfeed of a recoverable cost item, the 1L, 1X, or 1Y will sit on the discrepancy with no notification to the County Office that the discrepancy exists.

Using the PLAS Transaction Manager in DLS, recoverable PLCE charges should be monitored to confirm the charge is applied to a borrower’s account or inventory property within 30 to 45 calendar days from the date of the FMMI TY transaction. If a County Offices notices a PLCE charge on discrepancy, the **only** way to correct that discrepancy is ***--**through FMMI using the **Post Payment Adjustment** process. The RD Business Center does not have the authority to alter PLCE transactions.

If the charge is not found using DLS, County Offices are advised to access NITC/ADPS to research a possible issue with the PLAS to DLS backfeed of PLCE cost items. If a problem is found, the PLCE monitor should be contacted for additional assistance. Do not contact the RD Business Center unless directed by the National Office.--*

--171 Stopping, Canceling, or Replacing Payments and Requesting Emergency Payments*A Stopping Payments for Funds Not Issued**

If the scheduled pay date for the posted TY document is within **3 workdays** of the current date, a payment **cannot** be stopped. The scheduled date is found using the FMMI Document Chain Report and is calculated based on the payment terms and “Baseline Date.”

Example: The Document Chain Report shows a baseline date of 03-16-2012. The current date is 04-18-2012. Payment terms are PP30. The payment **cannot** be stopped because the current date is within 3 workdays of the baseline date and payment terms of “net 30 days.”

If the invoice TY document:

- has not been posted, process a purchase order modification to cancel the original ZMY transaction
- is posted, and the FMMI Document Chain Report does **not** reflect TI or TC entries for the TY:
 - process an invoice modification to cancel the original TY transaction
 - if the purchase order is no longer wanted, a purchase order modification to cancel the obligation will be necessary
 - is posted, and TI or TC entries **are** found in the FMMI Document Chain Report, contact the vendor for the return of funds.

B Inquiring on Mishandled or Lost Disbursement

When a vendor notifies the Agency that a payment was not received, the PLCE Monitor should:

- run the document Chain Report for the TY transaction
- fully expand the report to see every entry

Note: Look for a TC entry. The payment date must be **more than 10 business days** from the current date to be considered missing.

- verify that there is no TR or KZ for the TY
- determine if the funds were sent to the vendor’s correct “Remit To” address, if paid by paper check
- determine if the funds were sent to the vendor’s current bank account, if paid by EFT.--*

171 Stopping, Canceling, or Replacing Payments and Requesting Emergency Payments (Continued)

B Inquiring on Mishandled or Lost Disbursement (Continued)

If there is a TR or KZ reflected on the Document Chain Report for either a paper check or EFT disbursement, a replacement check or subsequent EFT transaction **cannot** be processed until funds are restored to the original obligation. If the payment is no longer needed, the original ZMY **must** be cancelled. If payment is needed, mailing and EFT information will be verified before issuing another TY. NFC will cancel the invoice associated with a return.

If time is critical and funding levels permit, a new ZMY and TY may be generated while waiting for prior transactions to be reversed or cancelled.

To have the mishandled or lost disbursement researched, the PLCE Monitor will send an e-mail to the appropriate points of contact according to subparagraph 161 C. The e-mail must contain:

- ZMY and TY document numbers
- name of vendor and FMFI vendor ID number
- payment date
- check number information, if available
- dollar amount invoiced.

Note: PLCE payments are subject to the U.S. Treasury Offset Program. If a vendor payment is reported as being offset, vendors will be informed to contact the Treasury Offset Program Call Center at 1-800-304-3107. This is no longer an FSA matter.

C Canceling EFT Payments

When canceling an EFT payment, the vendor must contact their banking institution and arrange for the bank to return the electronic funds to the U.S. Treasury. From Treasury, the *--funds are electronically returned to NFC. NFC will cancel the invoice and notify BOB of the cancellation. BOB will then e-mail the State Office to cancel the obligation in FMFI.--* Both the invoice and obligation cancellations will be back-fed through ADPS to the borrower's account.

If the cancellation is for same FY funds, the returned money is returned to the State's allocation once the ZMY transaction is modified in FMFI to reflect \$0.00 for the line item.

**171 Stopping, Canceling, or Replacing Payments and Requesting Emergency Payments
(Continued)**

D Canceling U.S. Treasury Check

When cancelling a U.S. Treasury check issued for a PLCE vendor payment that was **not** issued for an emergency check the County Office or PLCE Monitor will mail the check directly back to Treasury using the following address:

Department of the Treasury
Philadelphia Regional Finance Center
P.O. Box 51320
Philadelphia, PA 19154

Note: Do not use FedEx, UPS, or similar mailing method.

From Treasury, the funds are returned to NFC. NFC will cancel the invoice and notify BOB of the cancellation. BOB will then e-mail the State Office to cancel the obligation in FMMI. Both the invoice and obligation cancellations will be back-fed through ADPS to the borrower's account.

If the U.S. Treasury check needing to be cancelled **was** issued for an **emergency check**, the check and FSA-2072 will be mailed to:

USDA/Rural Development
* * * Collections Branch
4300 Goodfellow Boulevard, FC 1411
St. Louis, MO 63120

The * * * Collections Branch will provide the cancellation information to BOB. BOB will manually input the cancellation in to FMMI and will notify the State Office of the cancellation. Upon notification of the cancellation, the State PLCE Monitor will ensure the obligation is cancelled in FMMI.

171 Stopping, Canceling, or Replacing Payments and Requesting Emergency Payments (Continued)**E Canceling Non-U.S. Treasury Check**

Do not send personal checks or third party checks back to Treasury.

Along with a completed and signed FSA-2072 for the transaction being cancelled, the third-party or personal check for full or partial refund will be sent to:

USDA/Rural Development
* * * Collections Branch
4300 Goodfellow Boulevard, FC-1411
St. Louis, MO 63120

The * * * Collections Branch will then provide the information to BOB to manually input the cancellation into FMMI. BOB will notify the State Office of the cancellation so the State Office can cancel the obligation in FMMI.

F Requesting an Emergency Check

Using the ACCP payment term on the TY document works as quickly as an emergency check request and is the preferred method of processing emergency check requests.

Emergency checks will **not** be requested for items covered by DLS workflows, such as UCC renewals. Field Offices should request assistance through the normal PLCE process at least **21 days in advance** of the UCC deadline to ensure time payment is received. Using the ACCP payment term on the invoice should be used in these instances; See the FMMI User Guide for guidance on processing an invoice under ACCP terms.

Emergency check requests should be a rarity and used **only** in emergency situations, such as:

- an unexpected foreclosure sale, U.S. Marshal's sale or similar
- delinquent real estate taxes
- FMMI system issue or other problem affecting the ability to process a timely TY document.

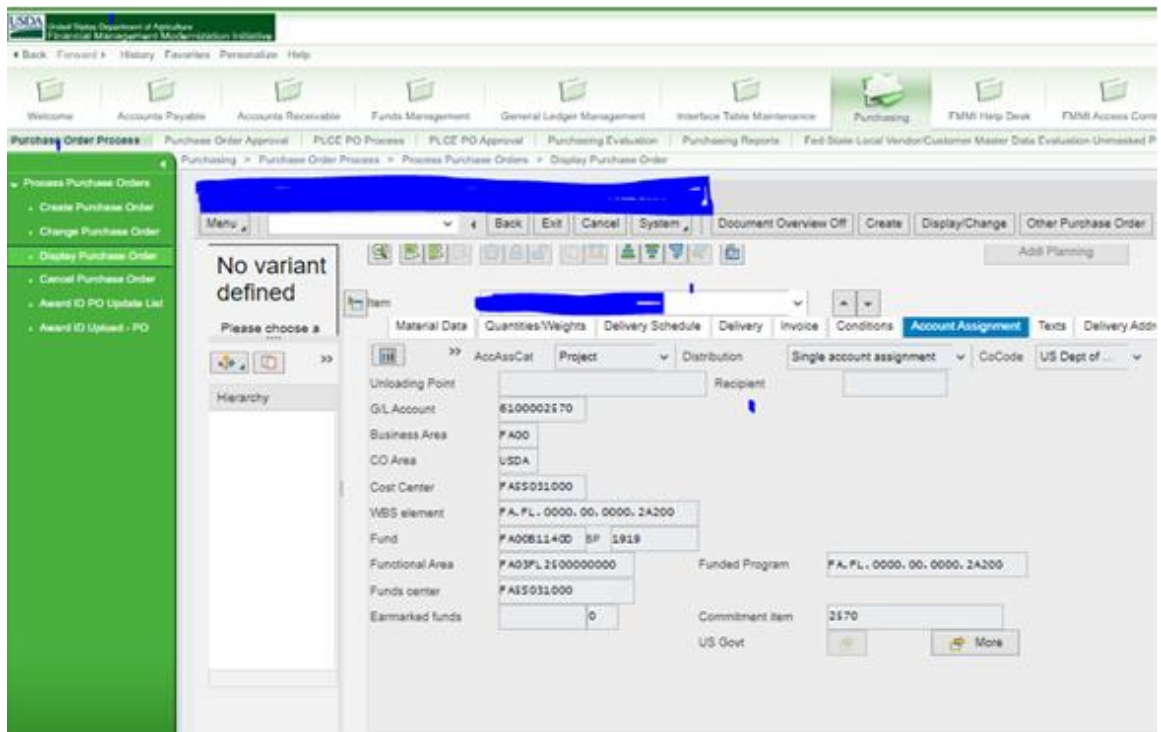
171 Stopping, Canceling, or Replacing Payments and Requesting Emergency Payments (Continued)

F Requesting an Emergency Check (Continued)

To order an emergency check, the State Office will do **all** of the following:

- *--post the ZMY document before requesting the emergency check from the RD Business Center--*
- FAX the completed FSA-2126, completed FSA-2172, Document Chain Report, and a print screen of fund and treasury symbol information shown within the Accounts Assignment tab for the ZMY to the Direct Loan Division at ECM FAX number 314-457-4539

The following is an example of the account assignment screen.



Instructions for obtaining information from the account’s assignment tab within FMFI:

- Select Purchasing > Purchase Order Process
- Select Display Purchase Order > Other Purchase Order tab
- Enter ZMY document in the field
- Select Item Detail tab > Accounts Assignment tab
- Take screen print of the information to be included with the emergency check request.

171 Stopping, Canceling, or Replacing Payments and Requesting Emergency Payments (Continued)

F Requesting an Emergency Check (Continued)

•*--send an e-mail to **all** 4 of the following notifying them of the emergency check request:--*

- Joseph Council - **joseph.council@usda.gov**
- Samuel Kayser - **samuel.kayser@usda.gov**
- Antoinette Taylor - **antoinette.taylor@usda.gov**
- * * *
- Ryan Loewe – **ryan.loewe@usda.gov**.

• send copies of FSA-2126, the FSA-2172 documents, Document Chain Report, and screen print of the account’s assignment information to BOB at **RD.NFAOC.BOB-PLCE@STL.USDA.GOV** for the manual input of the check request into FMMI:

The State FMMI PLCE TY Processor will **not** enter the TY transaction into FMMI.

G Missing Vendor 1099

Vendors inquiring about a 1099 tax form are to be directed to the 1099 Help Desk. The 1099 Help Desk may be reached by either of the following:

- e-mail to **1099helpdesk@usda.gov**
- telephone at 1-800-421-0323.

172-200 (Reserved)

Part 8 Supervised Credit**Section 1 Introduction****201 Overview****A Applicability**

[7 CFR 761.101] This subpart applies to all direct FLP applicants and borrowers, except borrowers with only Non-program loans.

FSA's direct loan programs assist family farmers with temporary financial supervisory assistance to improve their potential to graduate to securing credit from commercial lenders. To ensure that this program objective is met, FLP direct loan programs:

- have in place:
 - term limits (3-FLP)
 - graduation requirements (4-FLP)
 - market placement to assist eligible borrowers to obtain guaranteed loans (2-FLP)

Note: CL's are **not** subject to term limits or graduation.

- require:
 - borrower training to ensure that guaranteed loans or commercial credit can be *--obtained in the future (3-FLP, Part 18)--*
 - FSA and the loan applicant or borrower to complete farm assessments and assessment updates as needed (Section 2)
 - the loan applicant or borrower to prepare a farm operating plan, with FSA assistance as needed (Section 3)
 - FSA to classify accounts (Section 4)
 - FSA, with borrower input, to complete a year-end analysis as required (Section 5).

201 Overview (Continued)**B FSA's Role**

FSA's role is to help its direct loan applicants and borrowers in the supervised credit process:

- identify short-, intermediate-, and long-term goals consistent with financial success
- pinpoint and prioritize problem areas
- develop strategies and an operating plan to:
 - meet operational goals
 - graduate to commercial credit
- provide objective credit counseling
- evaluate progress and adjust the action plan as needed.

C Applicant/Borrower's Role

The applicant or borrower has the ultimate responsibility for success of the farming operation. FSA serves in an advisory role, providing temporary assistance. Therefore, it is especially important for the applicant or borrower to prepare to graduate to guaranteed or commercial credit by:

- identifying the goals for the operation
- pinpointing and prioritizing problem areas
- developing strategies and a farm operating plan to meet the operation's goals
- evaluating progress and adjusting operating plan as needed
- complying with the borrower responsibilities according to paragraph 202.

202 Borrower Responsibilities**A Recordkeeping and Reporting**

[7 CFR 761.102(a)] A borrower must maintain accurate records sufficient to make informed management decisions and to allow the Agency to render loan making and servicing decisions in accordance with Agency regulations. These records must include the following:

- (1) Production (e.g., total and per unit for livestock and crops);**
- (2) Revenues, by source;**
- (3) Other sources of funds, including borrowed funds;**
- (4) Operating expenses;**
- (5) Interest;**
- (6) Family living expenses;**
- (7) Profit and loss;**
- (8) Tax-related information;**
- (9) Capital expenses;**
- (10) Outstanding debt; and**
- (11) Debt repayment.**

FSA will not dictate or promote using any particular recordkeeping system, so long as the borrower uses 1 that provides the required information.

***--Note:** The authorized agency official will document in FBP whether the applicant has--* selected, established, and maintains the recordkeeping system.

Using OL funds is authorized to purchase a computer and/or recordkeeping software and to attend recordkeeping courses.

202 Borrower Responsibilities (Continued)

B Other Borrower Responsibilities

[7 CFR 761.102(b)] A borrower also must agree in writing to:

- (1) Cooperate with the Agency and comply with all supervisory agreements, farm assessments, farm operating plans, year-end analyses, and all other loan-related requirements and documents;**
- (2) Submit financial information and an updated farm operating plan when requested by the Agency;**
- (3) Immediately notify the Agency of any proposed or actual significant change in the farming operation, any significant changes in family income, expenses, or the development of problem situations, or any losses or proposed significant changes in security.**

Note: FSA-2313 addresses loan approval conditions and borrower responsibilities.

C Borrower Failure to Comply

[7 CFR 761.102(c)] If the borrower fails to comply with these requirements, unless due to reasons outside of the borrower's control, the non-compliance may adversely impact future requests for assistance.

203-220 (Reserved)

Section 2 Farm Assessment

221 Overview

A Objective

[7 CFR 761.103(a)] The Agency, in collaboration with the applicant, will assess the farming operation to:

- (1) Determine the applicant's financial condition, organizational structure, and management strengths and weaknesses;**
- (2) Identify and prioritize training and supervisory needs; and**
- (3) Develop a plan of supervision to assist the borrower in achieving financial viability and transitioning to private commercial credit or other sources of credit in the shortest time practicable, except for CL.**

An assessment:

- is an evaluation of the applicant's operation, developed jointly with the applicant
- is completed after an applicant, not currently indebted to FSA, has been determined eligible for a direct loan
- identifies weaknesses in the operation, prioritizes them from most to least critical, and determines their impact on the operation's needs and goals
- helps to identify operational goals, positive and negative trends in the applicant's management, earnings and capital positions, productivity, and physical assets
- builds a strategy in the areas of planning, counseling, loan controls, analysis, monitoring, borrower training, and other supervisory needs
- *--identifies the strategy to ensure that a borrower graduates to commercial credit before term limits are met, as well as provides for farm transition and estate planning.--*

The assessment process enables FSA to determine the kind and amount of financial and supervisory assistance needed by the applicant. In conducting assessments, authorized agency officials need to draw upon their knowledge, expertise, and judgment to arrive at conclusions on local economic conditions, production constraints and capabilities, the farm's historical performance, productive capabilities, adequacy of equipment and facilities, business goals, and project performance. Listening to the applicant's perceptions of the operation is critical to the assessment process.

221 Overview (Continued)

A Objective (Continued)

All available resources shall be used when developing the plan to assist the borrower to address any operational weaknesses and achieve the borrower's goals, including:

- local farm management consultants
- the Extension Service
- educational institutions
- producer associations
- successful local farmers
- fellow FSA employees.

222 Elements of an Initial Assessment

A Type of Farming Operation

[7 CFR 761.103(b)] Except for ML, the initial assessment must evaluate, at a minimum, the:

(2) Type of farming operation.

[7 CFR 761.103(c)] For ML, the Agency will complete a narrative that will evaluate, at a minimum, the:

(1) Type of farming operation and adequacy of resources;

--For ML's made for FO purposes, the adequacy of resources must include an evaluation establishing the value of the real estate.--

222 Elements of an Initial Assessment (Continued)

A Type of Farming Operation (Continued)

(4) The financial viability of the entire operation, including a marketing plan, and available production history, as applicable;

The initial assessment must identify or describe the type of farming operation, including:

- the business focus of the operation, including major types of crops, livestock, or other output produced by the farm
- minor commodities being produced, such as fat steers from a dairy operation
- size of the operation, such as number of milking herd and herd average, number of acres being farmed, and projected yields
- market conditions, environmental concerns, and other external factors
- production contracts, capital leases, or other special contractual arrangements that affect the farming operation
- the effects of special circumstances, if any, related to the applicant's family and organization.

Production Levels. Evaluation of production levels, such as bushels per acre, percent calf crop, pounds of milk per animal, and pounds of grain, shall include a determination of:

- whether there is sufficient capacity to generate projected income
- if present levels of production will attain the goals set by the applicant.

If production is below area standards, the authorized agency official must discuss with the applicant why this is so and develop plans to improve production. Possible strategies for improvement may include feed analysis, soil testing, or investment in different equipment. If applicable, credit needs for additional investments should be discussed.

Reporting of yields may not be practical or applicable for some operations. For example, an operation producing vegetables on a plot of land, whose production is measured in rows, partial rows, or raised beds in greenhouses, would be better measured by the income for that production space. Also, a producer of eggplants and tomatoes who switches to bell peppers and salad greens for the current production cycle will not have available yields for this cycle and the yields for eggplant and tomato production will not be applicable to the projections for the current cycle. Additional guidance on developing projections for these types of operations is provided in subparagraph 242 A where the use of historical information is discussed.

222 Elements of an Initial Assessment (Continued)

A Type of Farming Operation (Continued)

Applicability and Appropriateness of Practices. The initial assessment must:

- evaluate existing farm practices, such as herd health and cropping practices, breeding and milking programs, and soil and feed testing
- determine applicability and appropriateness of practices based on what is typical for the area, cost effectiveness of the practice, type of operation, and demonstrated effectiveness.

If the authorized agency official does not know enough about a particular enterprise to make this evaluation, the authorized agency official must consult other resources, such as the Extension Service.

222 Elements of an Initial Assessment (Continued)**A Type of Farming Operation (Continued)**

Timeliness of Operations. The initial assessment must evaluate the timeliness of the farm's operations. For example, the authorized agency official shall determine if each of the following operations, as applicable, is conducted in a timely manner and how this affects the performance of the operation:

- planting
- fertilizer and herbicide application
- harvesting
- calving
- marketing (weight and/or condition)
- breeding
- vaccination.

Appropriateness of Marketing Plan. The authorized agency official must assist the borrower in developing and evaluating a marketing plan. This plan must describe marketing practices and strategies, especially for any unique commodities the operation produces. The plan shall address whether marketing is accomplished so as to lock in a profit when possible or whether it is done speculatively as the accruing interest on operating loans may surpass a price increase obtained by holding back on the sale of commodities.

222 Elements of an Initial Assessment (Continued)

B Goals for the Farming Operation

***--[7 CFR 761.103(b)] Except for ML, the initial assessment must evaluate, at a minimum, the:**

(3) Goals for the farming operation.

[7 CFR 761.103(c)] For ML, the Agency will complete a narrative that will evaluate, at a minimum, the:

(3) The goals of the operation;--*

Setting goals is essential for the success of any farming operation. The applicant's goals provide the direction for the applicant's business. FSA uses the applicant's goals to help identify the need for financial and supervisory assistance. The authorized agency official must learn the personal and business aspirations of the farm family and work with the applicant to prioritize goals from most to least important. In many situations, the authorized agency official must have in-depth discussions with the applicant to identify these business aspirations.

The authorized agency official shall work with the applicant to incorporate short-, intermediate-, and long-term goals into the comprehensive farm business planning process. For example, the farm operating plan, supervisory plan, and training plan must facilitate achieving these goals. A farm operation might set goals for reducing expenses or for increasing yields and production level. Corrective measures and goals should be divided into stages for implementation over several years, when appropriate.

If the farm operation is an entity, the authorized agency official must meet with all the principals to ensure that the organization's goals are compatible with those of each principal.

The authorized agency official must also:

- identify and evaluate any changes the applicant intends to make, such as expansion of farmland, new buildings, and new management techniques
- identify increased credit needs, increased management skills, growth opportunities, and operating efficiency required to accomplish the planned changes
- determine how planned changes relate to the applicant's business goals.

222 Elements of an Initial Assessment (Continued)

C Adequacy of Real Estate, Including Facilities, to Conduct the Operation

[7 CFR 761.103(b)] Except for ML, the initial assessment must evaluate, at a minimum, the:

(4) Adequacy of real estate, including facilities, to conduct the operation.

In evaluating the adequacy and appropriateness of real estate used in the applicant's operations, the authorized agency official must consider the following:

- location and size, including efficiency of location to markets and farm supply dealers
- improvements and repairs needed for improved efficiency
- presence of wetlands, hazardous waste, and underground storage tanks, the adverse effects of their presence, and possible solutions

If a wetland determination has not been previously completed for the project area and is not available from NRCS, the authorized loan official will follow the flow chart in *-1-EQ and complete FSA-858 to document their findings. When wetland indicators are found to be present notify the applicant as provided in 1-EQ.--*

Note: The wetland project area to be evaluated is limited to the specific geographical area(s) within which an FLP funded activity actually takes place and/or those where an environmental resource is influenced as a result of the project. That is, causes changes in use or character. It does not include all farm or related tracts that may be owned or operated by the applicant.

* * *

- conservation practices and measures and implementation of conservation plans for program compliance

222 Elements of an Initial Assessment (Continued)

C Adequacy of Real Estate, Including Facilities, to Conduct the Operation (Continued)

- probability of continued use
- external factors, such as urban encroachment and new zoning ordinances
- ownership and leasing agreements, especially leasing arrangements relating to both land and chattel.

Note: For ML, see subparagraph A for adequacy of resources.

D Adequacy of Chattel Property Used to Conduct the Operation

[7 CFR 761.103(b)] Except for ML, the initial assessment must evaluate, at a minimum, the:

(5) Adequacy of chattel property used to conduct the operation.

The initial assessment must evaluate the adequacy of the chattel property, such as equipment and livestock used in the operation, relative to the applicant's goals and the planned level of production. As appropriate, the initial assessment should include comments on ownership, condition, probability for continued use, and any external factors, such as:

- operation life of chattel property relative to loan period
- necessary repairs
- improvements in operating efficiency with use of hired, leased, or owned equipment
- numbers, condition, breed suitability, and age of livestock.

Note: For ML, see subparagraph A for adequacy of resources.

E Farm Organization and Key Personnel Qualifications

[7 CFR 761.103(b)] Except for ML, the initial assessment must evaluate, at a minimum, the:

(1) Farm organization and key personnel qualifications.

To provide adequate supervision and training recommendations, the authorized agency official must know who is performing key tasks within the farming operation. The initial assessment must identify the key individuals involved in operating the farm, including any seasonal labor. It also must:

- discuss the specific duties of each person, noting who is responsible for management, labor, resource allocation, and decision making
- evaluate the use of managerial resources and determine whether management choices are contributing to or hampering success in the operation
- determine if the time and effort spent on an enterprise or particular commodity is commensurate with the gains realized.

222 Elements of an Initial Assessment (Continued)

F Supervisory Plan

[7 CFR 761.103(b)] Except for ML, the initial assessment must evaluate, at a minimum, the:

--(8) Supervisory plan, except for streamlined CL.--

The authorized agency official must tailor the supervisory plan to the applicant's individual needs and risks associated with the operation. An applicant's involvement and understanding of FSA's supervisory responsibilities in providing supervised credit are essential to successful supervision. The authorized agency official must work with the applicant to develop practical plans and realistic timetables for realizing improvements in critical areas. The supervisory plan shall:

- identify and recommend areas of training which will help the applicant address operational weaknesses, according to 3-FLP, paragraph 472
- schedule the farm visit and record review and track through DLS by using the Farm Visit scheduling, tracking, and monitoring workflow activities
- ensure that the operational analysis will be done in FBP.

[7 CFR 761.103(c)] For ML, the Agency will complete a narrative that will evaluate, at a minimum, the:

(5) Supervisory plan; and

G Historical Performance

[7 CFR 761.103(b)] Except for ML, the initial assessment must evaluate, at a minimum, the:

(6) Historical performance, except for Streamlined CL;

The authorized agency official must consider and analyze significant aspects of the operation's historical production and financial performance, trends, and current condition.

Production Data. The initial assessment must include and evaluate at least the last 3 years of production data for the farm, where possible. The applicant has the discretion to provide up to the last 5 years of production records. The evaluation must consider current production levels (e.g., bushels per acre, percent calf crop, pounds of milk per animal, and pounds of grain). It also must consider whether the farm has a capacity sufficient to generate projected production and to attain the applicant's goals. If an applicant is taking over an operation and the operation will remain substantially unchanged, the assessment may consider the most recent 3 years of production data for the existing operation.

222 Elements of an Initial Assessment (Continued)**G Historical Performance (Continued)**

Financial Data. The initial assessment must include and evaluate at least the last 3 years of financial data for the farm or applicant. The applicant has the discretion to provide up to the last 5 years of financial records. Financial data can be gathered from tax returns, applicant records, or FSA records. If an applicant is taking over an operation and the operation will remain substantially unchanged, the assessment may consider the most recent 3 years of financial data for the existing operation, if available, along with the applicant's own living expenses.

Trend analysis must use comparable data for each year. For example, a trends analysis using balance sheets can be done properly only when the balance sheets from different years are "as of" approximately the same dates. Even though the balance sheets may not be submitted on, for example, December 31, 2XXX, the balance sheet may still be prepared "as of" that date.

The initial assessment must evaluate the current management and use of financial resources (income and credit), and how they contribute to or detract from the operation. The assessment shall determine how well financial resources are used in meeting goals and whether the applicant stays within the budget, considering the following:

- appropriateness of income sources
- adequacy of dedicated resources
- appropriateness of credit use
- productivity levels as related to profitability
- effectiveness of income use
- existence of other income opportunities.

Numerous indicators based on actual performance must be considered red flags when analyzing an operation. For example:

- increasing expense-to-income ratio for several years and a large debt load without considerable nonfarm income, especially if the applicant has not suffered from natural disasters
- increasing current liabilities from year to year without corresponding increases in current assets, especially if the applicant has not suffered from natural disasters
- increasing trend in debt-to-asset ratio, while considering fluctuations in land values, the economy, and price levels
- declining working capital position
- declining repayment margins.

222 Elements of an Initial Assessment (Continued)

G Historical Performance (Continued)

The following illustrates how some financial indicators can alert the authorized agency official to potential problems or immediate concerns about the farming operation. For instance, an expense-to-income ratio that stays at 70 percent or higher for several years could indicate a potential problem. The same ratio at 80 percent or more coupled with minimal off-farm income is a cause for immediate concern.

Financial Indicator	Potential Problem	Immediate Concern
Expense-to-income ratio (without interest)	70 percent or more for several years	More than 80 percent with minimal off-farm income
Increased accounts payable	Sudden increase in accounts payable	Accounts payable extended over 2 months without cash-generating assets/ receivable accounts
Liquidity	Ratio less than 1.5 to 1	Ratio less than 1 to 1
Solvency	Ratio of 60 percent or more	Ratio of 75 percent or more
Family living expenses	Unsubstantiated estimates below \$20,000 for an average family	Unsubstantiated estimates below \$10,000 for an average family

H Farm Operating Plan

***--[7 CFR 761.103(b)] Except for ML, the initial assessment must evaluate, at a--* minimum, the:**

(7) Farm operating plan.

The initial assessment must include a balance sheet and provide a projected farm budget (1-year pro forma). The automated FBP system is the primary tool used in budget planning, but other systems acceptable to FSA may also be used.

A breakdown of per-acre expenses by commodity item is ideal when developing a plan of action regarding operating expenses. Examining per-unit costs assists in identifying whether expenses are being applied properly toward those income-generating areas. A per-unit cost breakdown also is useful with livestock production.

***--[7 CFR 761.103(c)] For ML, the Agency will complete a narrative that will evaluate, at a minimum, the:**

(2) Amount of assistance necessary to cover expenses to carry out the proposed farm operating plan, including building an adequate equity base;--*

222 Elements of an Initial Assessment (Continued)

I Training Plan

[7 CFR 761.103(b)] Except for ML, the initial assessment must evaluate, at a minimum, the:

--(9) Training plan.--

The authorized agency official must describe FSA's initial recommendations for borrower training. The recommendations must assist the applicant in addressing operational weaknesses. See 3-FLP, Part 18 for borrower training requirements.

[7 CFR 761.103(c)] For ML, the Agency will complete a narrative that will evaluate, at a minimum, the:

(6) Training plan.

* * *

222 Elements of an Initial Assessment (Continued)

J Graduation Plan

[7 CFR 761.103(b)] Except for ML, the initial assessment must evaluate, at a minimum, the:

(10) Graduation plan, except for CL.

FLP's, except for CL, are designed to allow borrowers to transition to private commercial credit or other sources of credit in the shortest period of time practicable through the use of supervised credit, including the farm assessment and:

- borrower training, 3-FLP, Part 18
- market placement, 2-FLP, paragraph 72
- borrower graduation, 4-FLP, Part 4.

The authorized agency official must document the borrower's status about graduation and the consideration given each item in this subparagraph. The borrower's progress toward graduation should be noted with any recommendations for further action to achieve graduation.

***--K Farm Transition and Estate Planning**

Farm transition and estate planning involves many personal, and often complex, decisions and should be developed in conjunction with a will and the assistance of attorneys and accountants, as needed, who have knowledge and expertise in agricultural operations.

The authorized agency official will counsel applicants on the importance of establishing a farm transition and estate plan. Applicants should consider the vision, values, and expectations for the future of their farming operation. Identifying successors who will operate the farm, non-farm heirs, and others involved parties, location of important documents, distribution of assets, and resolution of liabilities are important considerations. In addition, a plan to transfer management, ownership, income and labor as part of retirement should be addressed.

The initial assessment may address the actions an applicant will take to develop the farm transition and estate plan. The assessment update documents that plans have been developed and are updated, as needed.

Note: The assessment will not address the actual contents nor include the actual documents of the farm transition and estate plans.--*

222 Elements of an Initial Assessment (Continued)

L Term Limits

Term limits are part of the assessment and are recorded in FBP. The authorized agency official will complete the Term Limits Screen within the Farm Assessment Narrative each time the assessment is completed or updated.

--A more detailed reference with examples for term limits can be found in 3-FLP, subparagraphs 132 E and 202 D.--

Notes: Term limits for current borrowers are provided in the Customer Profile.

By signing the assessment report, applicants and borrowers indicate receipt and acknowledgement of the term limits.

223 Annual Review and Assessment Update

A Objective of Annual Review

[7 CFR 761.103(e)] The Agency reviews the assessment to determine a borrower's progress at least annually. The review will be in the form of an office visit, field visit, letter, phone conversation, or year-end analysis, as determined by the Agency. For Streamlined CLs, the borrower must provide a current balance sheet and income tax records. Any negative trends noted between the previous years' and the current years' information must be evaluated and addressed in the assessment of the Streamlined CL borrower.

[7 CFR 761.103(f)] If a CL borrower becomes financially distressed, delinquent, or receives any servicing options available under part 766 of this chapter (5-FLP), all elements of the assessment in paragraph (b) of this section (paragraph 222) must be addressed.

In times of LR's the authorized agency official may prioritize the completion of the assessment according to current agency directives.

The annual review:

- monitors the borrower's progress towards the operation's goals
- evaluates supervisory assistance provided to assist borrower graduation to commercial credit.

B Scope of Annual Review

The annual review must address any significant changes to the borrower's farming operation, expenses, or financial condition that have occurred since the most recent assessment update or annual review. The authorized agency official shall pay particular attention to the following:

- changes in operations or goals
- status of progress toward goals
- need for changes in plan of supervision
- need for additional borrower training
- *--term limits
- real estate evaluation, if a new FO ML is requested
- remind borrower to review farm transition and estate planning documents.

Note: The assessment update will not address the actual contents nor include the actual documents of the farm transition and estate planning.--*

223 Annual Review and Assessment Update (Continued)**C Assessment Updates**

[7 CFR 761.103(d)] An assessment update must be prepared for each subsequent loan. The update must include a farm operating plan and any other items discussed in paragraph (b) of this section (subparagraphs 222 B through F and I through J) that have significantly changed since the initial assessment.

This assessment update serves as a gauge for measuring the borrower's progress and the effectiveness of FSA assistance.

D Documentation

If significant changes have occurred, the authorized agency official must document the nature of each change and the reason for the change.

The documentation must address only new or changed information. Documentation in FBP must be adequate to record the type of supervision given, the findings of the review, and any items requiring follow-up.

224-240 (Reserved)

Section 3 Farm Operating Plan

241 Overview

A Objective

The primary objective of the farm planning process is to develop a plan that most accurately reflects the expected cash flow and business activities for the operating cycle. The farm operating plan documents the operation's:

- financial position
- cash flow
- repayment ability.

The applicant or borrower must use a FBP system. FSA primarily uses FBP to evaluate loan feasibility and the likelihood of achieving financial viability. An applicant or borrower may use an alternative format for the farm operating plan, if approved by FSA. An original signed copy of the farm operating plan must be retained in the case file.

B Farm Operating Plan Format

FSA uses FBP to perform financial planning, analysis, loan origination and servicing *--functions, and manage the FLP portfolio. See the Farm Business Plan User Guide at <https://inside.fsa.usda.gov/program-areas/daflp/software-manuals/index> for--* instructions on using FBP.

Borrowers may use other automated or manual FBP's if they are approved by FSA. The authorized agency official may approve using other systems and formats for the farm operating plan, if formats contain the same information as required by FBP and the following statement is signed by the applicant or borrower:

“I agree to follow this plan and to discuss with the authorized agency official, any important changes that may become necessary. This is a projected plan and does not release the security interest of the Government in any security referred to in this plan. I recognize that making any false statement on this plan or any other loan document may constitute a violation of Federal criminal law.”

C Timing of Farm Operating Plan

The period of time covered by a farm operating plan should reflect the norm for the type of commodity or agricultural enterprise being farmed in a particular area, considering climate conditions and other factors vital to the successful production of the commodity or agricultural enterprise. If there are any changes to the operation during the cycle of the plan, the changes will be noted on the plan. The revised operating plan will be signed and dated by the borrower and the authorized agency official, and will be documented in FBP. In most cases, the period covered by the plan should not exceed 18 months unless special circumstances dictate a longer planning period.

242 Developing Farm Operating Plans

A General

[7 CFR 761.104(a)] An applicant or borrower must submit a farm operating plan to the Agency, upon request, for loan making or servicing purposes.

--A farm operating plan used for loan making or loan servicing decisions will be based on:--

- a typical year's plan for existing farm operations or enterprises without changes
- accurate, verifiable, reliable, and realistic information for new enterprises.

[7 CFR 761.104(b)] An applicant or borrower may request Agency assistance in developing the farm operating plan.

Applicants will be encouraged to obtain technical assistance. Sources of technical assistance include Extension Service, Land Grant Universities, State Programs, USDA 2501 grant recipient organizations and institutions, and private consultants.

[7 CFR 761.104(c)] The farm operating plan will be based on accurate and verifiable information.

Poultry or hog production contracts are the basis of grower income and facility value. The dependability of production contracts has a profound impact on the prospect for loan repayment. "Flock-to-flock" or "turn-by-turn" type arrangements alone may not be a dependable source of income or a reasonable projection of income for poultry or hog applicants who do **not** have current financial performance history with FSA.

Note: For contract income to be considered dependable, the contract must:

- be for a minimum period of 3 years
- provide for termination based on objective "for cause" criteria only
- require that the grower be notified of specific reasons for cancellation
- provide assurance of the grower's opportunity to generate income to ensure loan repayment, by incorporating requirements, such as a minimum number of flocks or turns per year, minimum number of bird or hog placements per year, or similar quantifiable requirements.

242 Developing Farm Operating Plans (Continued)

A General (Continued)

Applicants requesting loans to expand their poultry or hog operation by adding more houses/barns or purchasing additional land to increase the size of the poultry or hog operation, and who **are** presently indebted to FSA, will be required to have a contract with a minimum 3-year term. The contract must at least cover the facilities financed with the FSA loan. When contract income **cannot** be determined to be dependable and likely to continue, that is **cannot** be used to reasonably project future income, the authorized agency official shall:

- inform the grower of the contract provisions that result in the determination
- provide an opportunity for the submission of a revised contract before a final decision on the request.

Note: Whenever possible, loan requests should be approved subject to modification of unacceptable contract provisions.

[7 CFR 761.104(c)(1)] Historical information will be used as a guide.

The authorized agency official will review the farm operating plan to ensure that it is reasonable, relative to historical performance and local practices and conditions.

--To report past yields, documentation, such as operator's sales receipts, financial statements, contracts, and tax returns, may be used by applicants whose operations' past yields do not provide pertinent information for the projected plan. Such operations include vegetable operations in which different crops are grown to meet changing market demands, operations that produce crops using measures such as rows or partial row instead of acres, or operations that grow crops that sell in volumes, such as bunches. For such operations, past reliable history of income and expenses or cash receipts may be used to project the field, greenhouse, or operations' production revenue.--

[7 CFR 761.104(c)(2)] Positive and negative trends, mutually agreed upon changes and improvements, and current input prices will be taken into consideration when arriving at reasonable projections.

The impact of industry trends must be assessed when developing farm operating plans used in loan requests from poultry and/or hog growers, and can be based on standard production budgets developed by contractors, consultants, or extension specialists. While these budgets are accepted starting points, the authorized agency official must ensure that the farm operating plan reflects realistic performance assumptions for each individual situation, including but not limited to the following:

- increased input costs
- changes in unit numbers and weights
- increased idle time between flocks of poultry or turns of hogs
- other relevant factors that affect net income.

242 Developing Farm Operating Plans (Continued)**A General (Continued)**

The impact of age, condition, and potential obsolescence of the facilities must be assessed for loans to purchase or refinance existing facilities. The farm operating plan must factor in any reduced efficiency as well as the potential costs for required modernization of existing facilities to comply with the contract's requirements.

[7 CFR 761.104(c)(3)] Projected yields will be calculated according to the following priorities:

- (i) The applicant or borrower's own production records for the previous 3 years;**
- (ii) The per-acre actual production history of the crops produced by the farming operation used to determine Federal crop insurance payments, if available;**

Notes: This does not mean that averages will be the projection used in every plan. Positive and negative trends will be considered when projecting production levels. The primary focus should always be on developing a realistic projection. If production has been increasing each year for the past 3 years, using the most recent year's production level or a higher level consistent with the trend will, in most cases, be the most realistic projection.

Conversely, if the trend is negative, the average may overstate production, and the most recent year's level is probably the most realistic projection. However, a higher production level may be projected if the negative trend is the result of disaster conditions, or if actions have been taken that will definitively reverse the trend.

Additionally, 3 years is the minimum years of records to be considered, if available. The applicant, at their discretion, can provide more than 3 years of records if these additional records provide a more realistic yield projection. The basis for the yield used should be adequately documented in FBP * * *.

When the production of a growing commodity can be estimated, that estimate must be considered in production projections.

- (iii) FSA Farm Program actual yield records;**
- (iv) County averages;**
- (v) State averages.**

242 Developing Farm Operating Plans (Continued)

A General (Continued)

[7 CFR 761.104(c)(4)] If the applicant or borrower's production history has been substantially affected by a disaster declared by the President or designated by the Secretary of Agriculture, or the applicant or borrower has had a qualifying loss from such disaster but the farming operation was not located in a declared or designated disaster area, the applicant or borrower may:

(i) Use county average yields, or state average yields if county average yields are not available, in place of the disaster year yields; or

(ii) Exclude the production year with the lowest actual or county average yield if their yields are affected by disasters during at least 2 of the 3 years.

Note: SED will issue a State supplement containing the 3-year history of disaster declarations for all counties in their State, along with the type of disaster and the incident period.

7 CFR 761.104(d)] Unit prices for agricultural commodities established by the Agency will generally be used. Applicants and borrowers that provide evidence that they will receive a premium price for a commodity may use a price above the price established by the Agency.

--FSA-established prices will be used in all farm operating plans developed, unless the-- applicant provides evidence that they will receive a premium price or a price other than that established by the State. Evidence of this may include, but is not limited to, contracts or other written agreements that guarantee the price for the commodity being produced. If the applicant has historically received a premium price because of above average quality or grade of the product produced, the premium will be taken into account when determining the expected price to be received for that product.

SED will issue a supplement listing the unit prices for all commodities commercially
--produced in their State, including resources for pricing and marketing strategies for commodities that have not traditionally been commercially produced or marketed in the past. Examples may include organic production, locally or regionally produced agricultural food products, direct marketing to restaurants and grocery stores, CSA, and farmers markets.--

242 Developing Farm Operating Plans (Continued)

A General (Continued)

Pricing data for alternative production and marketing methods may be available from the following:

- NASS, through its 2008 organic production survey at http://www.agcensus.usda.gov/Publications/2007/Online_Highlights/Organics/index.php
- AMS:
 - grain and foodstuffs at <http://www.ams.usda.gov/mnreports/lbnof.pdf>
 - fruit and vegetables at <http://www.marketnews.usda.gov/portal/fv>
 - *--wholesale terminal markets at <http://usdareports.com>
- RMA provides price for organically grown commodities--*
- National Agricultural Library has resources available on sustainable and organic agriculture at <http://afsic.nal.usda.gov/organic-production>
- nonprofit organizations such as Rodale Institute's New Farm Organic Price Report
- local sources such as the State Department of Agriculture, farmers market organizations, State organic farmers and gardeners associations, roadside stand organizations, local retail outlets, and State universities.

--Note: See Exhibit 28 for a guide to determining projected prices.--

[7 CFR 761.104(e)] For MLs, when projected yields and unit prices cannot be determined as set forth in paragraphs (c) and (d) of this section because the data is not available or practicable, documentation from other reliable sources may be used.

[7 CFR 761.104(f)] Except as provided in paragraph (g) of this section, the applicant or borrower must sign the final farm operating plan prior to approval of any loan or servicing action.

[7 CFR 761.104(g)] If the Agency believes the applicant or borrower's farm operating plan is inaccurate, or the information upon which it is based cannot be verified, the Agency will discuss and try to resolve the concerns with the applicant or borrower. If an agreement cannot be reached, the Agency will make loan approval and servicing determinations based on the Agency's revised farm operating plan.

242 Developing Farm Operating Plans (Continued)**A General (Continued)**

If a loan making/servicing decision is based on a revised farm operating plan the applicant ~~*-does not agree with,~~ the authorized agency official will enter the plan on which the applicant does not agree in FBP along with the plan submitted by the applicant. The authorized agency official will document in FBP the differences in the plans and the fact that the loan~~--*~~ making/servicing decision was based on a revised farm operating plan on which the applicant does not agree.

In FBP, the plans should be named such that it is clear which plan is the applicant's plan and which plan is developed by FSA.

B Consideration of New Enterprises

For new enterprises that are **not** a part of the applicant's history, the authorized agency official may use reliable sources, such as enterprise budgets from Extension Service and Land Grant Universities, as acceptable documentation to support the farm operating plan. Farm operating plans developed for new enterprises must use acceptable State or county average production levels. In addition, the local conditions (soil productivity, climate, etc.) that will affect the enterprise and current realistic income and expense information will be considered when State or county averages are used.

Note: Program loan cost contracting funds are available and may be used to procure technical assistance for applicants planning new enterprises if public sector institutions (Extension Service, State Government, Land Grant Universities, etc.) cannot provide the assistance necessary.

--242 Developing Farm Operating Plans (Continued)*C Consideration of Farm Program Payments**

The authorized agency official shall:

- determine whether the applicant has applied for and may be eligible to receive any type of program payment assistance
- contact CED to determine the type and amount of program payment assistance the applicant has received or can expect to receive during the period covered by the farm operating plan
- include typical program payments and subsidies that are included in the President's annual appropriations budget in the cash flow projection of the farm operating plan
- not include any:
 - disaster related payments in the cash flow projections of long range and/or typical year farm operating plans, as disasters and any related type of payment assistance are ad-hoc and are not considered typical for a farming operation
 - 1-time payment assistance appropriated as a result of special legislation by Congress and the President in the cash flow projections of long range and/or typical year farm operating plans, as 1-time payment assistance is not considered typical for a farming operation.--*

***--243 Revising Farm Operating Plans**

A Revising Plans

The authorized agency official and the applicant or borrower must revise the farm operating plan when changes occur in the farming operation or in the planned or actual use of loan funds. Any revisions made to the plan must be circled, dated, and initialed by the borrower and the authorized agency official. If major revisions cannot be accommodated in the original farm operating plan, a new plan must be completed and attached to the original. This new plan must be labeled, "Revision I, II, III," etc. to reflect the latest revision under consideration.

B FSA Responsibility for Revisions

The authorized agency official will meet with the applicant or borrower to discuss, date, and sign the revised farm operating plan. The revised plan must be placed in the applicant's or borrower's file and followup actions posted to DLS. The authorized agency official will provide a copy of the revised farm operating plan to the applicant.--*

244-246 (Withdrawn--Amend. 67)

247-250 (Reserved)

Section 4 Borrower Account Classification

251 Overview

A CONACT Requirements

CONACT requires FSA to classify borrower accounts and to review annually for graduation each direct loan borrower classified as “commercial” or “standard”. FSA uses the borrower account classification system to identify borrowers with the best potential to obtain commercial credit, except CL. See 4-FLP, Part 4 for graduation. Classification also identifies borrowers in need of special loan servicing and helps the National Office evaluate the quality of FSA’s direct loan portfolio.

Classifications are not disclosed to credit bureaus or other lenders. A borrower cannot appeal an account classification.

B Classification Categories

Accounts will be identified as 1 of the following.

Classification	Classification Category
1	Commercial
2	Standard
3	Acceptable
4	Marginal
5	Not Classified

C When Classification Is Required

--All classifications will be completed using FBP. See the Farm Business Plan User Guide at <https://inside.fsa.usda.gov/program-areas/daflp/software-manuals/index> for guidance on completing the classification. If the account is classified as commercial or standard,-- the authorized agency official must thoroughly document that the borrower has met the test for credit and therefore meets the eligibility requirements for the loan being granted.

Direct loans will be classified using the FBP credit presentation that is used to analyze and approve the loan.

At the end of YEA, done according to Section 5, the authorized agency official must also classify the account.

Subsequently, the authorized agency official at minimum must classify the account every 2 years with the updated data collected according to 4-FLP, subparagraph 47 B.

Before an account is identified as “Currently Not Collectible (CNC)”, the current classification will be reviewed.

251 Overview (Continued)

C When Classification Is Required (Continued)

- Accounts which have not been previously classified, or those with a classification score of 1 or 2 will be assigned a score of “5,” “Not Classified” using the D-Loan/Special Classification Credit Action.
- Accounts previously scored 3, 4, or 5 will not be reclassified prior to CNC.

CNC accounts returned from cross servicing are not required to be classified.

D Classification of Youth Loans

New youth loans will be classified as “3” when completing the Youth Loan Credit Action. For existing youth loans, that are current, complete a D-Loan/Special Classification Credit Action. A score of “3”, “Acceptable” will be assigned. For existing youth loans that are delinquent, the D-Loan/Special Classification Credit Action shall be used and will be assigned a score of “5”, “Not Classified”. The values of FSA’s Security Margin and percent of FSA Loss will be calculated from the best information available for the borrower. The basis for these values will be documented in FBP.

E Classification of CL’s

CL’s will be classified using the FBP credit presentation that is used to analyze and approve the loan. There is no test for credit for CL’s, so a classification of commercial or standard is acceptable without further documentation.

At the time of YEA, completed according to Section 5, the authorized agency official must classify the account.

Subsequently, the authorized agency official at minimum must classify the account every 2 years with the updated data collected according to 4-FLP, subparagraph 47 B.

Streamlined CL’s will be classified as “2” using the D-loan/special classification credit action.

If CL, including Streamlined, subsequently becomes delinquent or financially distressed, all documents will be obtained to complete an analysis and the account will be classified using the updated information.

F Classification Reporting

Field Offices must use the Active FLP Borrowers Report from FLP Data Mart at ***--<https://fsadw.nitckc.usda.gov/analytics> to monitor classifications. This report identifies--*** the classification category and date for the most recent classification for each borrower. When a new classification is completed in FBP, the authorized agency official must update the Classification Review Workflow in DLS as soon as it is possible to do so.

252 Borrower Account Classification System

***--A Calculating Account Classifications**

Borrower account classifications are completed using the most current balance sheet and income/expense statements available. FBP calculates the financial indicators used in the classification analysis and assigns a score for the 4 ratios addressed in subparagraphs B through E. A weighted percentage of each score is used to obtain the total overall score that determines the account’s classification according to subparagraph F.

B Current Ratio (Liquidity)

This ratio indicates the extent to which current farm assets, if liquidated, would cover current farm liabilities.

FBP calculates the current ratio as follows.

$$\text{Current Ratio} = \text{Total current farm assets} \div \text{Total current farm liabilities.}$$

Current Ratio	Score
1.25 or greater	1
1.16 to 1.24	2
1.00 to 1.15	3
0.99 or less	4

C Debt to Asset Ratio (Solvency)

This ratio measures the operation’s solvency by comparing total farm debt obligations owed against the value of total farm assets. The ratio expresses what proportion of total farm assets is owed to creditors and is 1 way to express the risk exposure of the farm business.

FBP calculates the debt to asset ratio as follows.

$$\text{Debt to Asset Ratio} = \text{Total farm liabilities} \div \text{Total farm assets.}$$

Debt to Asset Ratio	Score
40 or less	1
40.01 to 69	2
69.01 to 99	3
99.01 or greater	4

--*

252 Borrower Account Classification System (Continued)

***--D Return on Assets Ratio (Profitability)**

This ratio measures the rate of return on farm assets and is often used as an overall index of profitability.

FBP calculates the return on assets ratio as follows.

$$\text{Return on Assets Ratio} = \frac{\text{Net farm income from operations} + \text{Farm interest expense} - \text{Owner withdrawals}}{\text{Total farm assets}}$$

Note: FBP calculates net farm income from operations as follows.

$$\text{Net farm income from operations} = \text{Total operating income} - \text{Purchases for resale} - \text{Total operating expenses}$$

Return on Assets Ratio	Score
7 or greater	1
3.6 to 6.99	2
0.01 to 3.59	3
0 or less	4

E TDCLC Ratio (Repayment Capacity)

This ratio measures the operation’s ability to cover all term debt and capital lease payments.

FBP calculates TDCLC ratio as follows.

$$\text{TDCLC Ratio} = \frac{\text{Net farm income from operations} + \text{Non-farm income} + \text{Depreciation expense} + \text{Term debt/capital lease interest} - \text{Income tax expense} - \text{Owner withdrawals} - \text{Non-farm expense}}{\text{Term debt/capital lease annual principal/interest payments}}$$

TDCLC Ratio	Score
1.15 or greater	1
1.08 to 1.14	2
1.00 to 1.07	3
0.01 to 0.09	4
-0.01 to 0	1
-0.02 or less	4

--*

252 Borrower Account Classification System (Continued)

F Account Classification

A weighted percentage of the score for each of the 4 measures of financial performance and operation stability identified in subparagraphs B through E, are used in the FBP to calculate the total overall score.

Total Overall Score = weighted current ratio score + weighted debt to asset ratio score + weighted return on assets ratio score + weighted TDCLC ratio score.

The following table provides the borrower account classification based on the total overall score.

Total Overall Score	Classification	Classification Category
1 to 1.59	1	Commercial
1.6 to 2.19	2	Standard
2.2 to 2.79	3	Acceptable
2.8 to 4	4	Marginal

253-260 (Reserved)

Section 5 Year-End Analysis**261 Overview****A Introduction**

YEA provides an opportunity for the borrower and FSA to discuss and evaluate a borrower's financial and production performance, progress toward goals, effectiveness of operational management, and FSA supervision and oversight. It also provides an opportunity to modify the plan of supervision and to address other changes in the borrower's operations or situation.

YEA must coincide with the borrower's production and marketing cycle.

YEA may be used in place of an annual review.

YEA must be performed in as much detail as is presented in the farm operating plan.

--In times of LR's, the authorized agency official may prioritize the completion of YEA-- within the requirements of the applicable statutes and regulations.

B Overview

FSA and the borrower jointly prepare YEA. YEA has the following 4 steps.

- The authorized agency official will identify and evaluate any significant changes to the borrower's operation or situation.
- The borrower and the authorized agency official will obtain the borrower's actual production data and financial data for the completed year and compare the actual data to the projections made in the prior year's farm operating plan by calculating variances from the projections.
- The borrower and the authorized agency official will determine and document the reasons for variances.
- The borrower and the authorized agency official will analyze how the borrower's performance can be improved in the coming year and the borrower prepares an updated farm operating plan.

When completed, the authorized agency official must place a copy of each YEA in the borrower's case file.

262 Preparing for the Year-End Analysis**A Schedule for YEA**

The authorized agency official will schedule YEA to occur as close as possible to the end of the production cycle. It must be within the 60-calendar-day period after the borrower's production cycle ends. Borrowers must be prioritized according to need, with the greatest need cases being addressed first.

When the authorized agency official determines that YEA will be required according to subparagraph 263 A, a new YEA workflow will be created in DLS.

B Before the Appointment

--The authorized agency official must review existing assessments, FBP, written correspondence, and FSA-2040. If this review raises issues or questions, the authorized agency official must record these items in FBP to use when meeting with the borrower.--

The authorized agency official must send a copy of the farm operating plan to a borrower if the borrower uses FSA's system. This farm operating plan must be sent to the borrower before the end of the production cycle. The authorized agency official shall ask the borrower to have the actuals completed and to bring record books, tax information, and other verifying documents that may be needed to the meeting. Inventories, asset values, and debts must be calculated as of the COB cycle.

C Documenting YEA's Not Completed As Scheduled

When the authorized agency official determines that a scheduled YEA will not be completed as required, the YEA workflow in DLS shall be terminated. The terminated workflow must be documented as to why the workflow was not completed as scheduled. A new YEA workflow must be created and scheduled immediately as applicable.

263 Minimum Requirements of the Analysis

A Operations Requiring YEA

[7 CFR 761.105(a)] The Agency conducts a year-end analysis at its discretion or if the borrower:

- (1) Has received any direct loan, except for Streamlined CLs, chattel subordination, or primary loan servicing action within the last year;**
- (2) Is financially distressed or delinquent;**
- (3) Has a loan deferred, excluding deferral of an installment under Subpart B of part 766; or**
- (4) Is receiving a limited resource interest rate on any loan.**

--Completion of YEA is mandatory for any borrower meeting the criteria above. A new YEA workflow will be created and scheduled in DLS when a new loan has been closed or upon determination that a borrower meets any other requirements for a mandatory YEA.--

The decision to perform YEA on other borrowers is at the discretion of the authorized agency official. YEA is not required for borrowers with:

- youth loans only
- loans flagged as having bankruptcy, foreclosure, or court action pending
- streamlined CL's unless they have been delinquent or are financially distressed.

The authorized agency official shall use knowledge, experience, and judgment to identify high-risk operations requiring such additional supervisory attention. Supervisory judgments must be objective and apply sound credit and financial management principles.

Operations that may require YEA include those that are:

- undergoing major changes
- experiencing adverse production or financial conditions
- subject to volatile changes in the business climate.

B Timing

[7 CFR 761.105(b)] To the extent practicable, the year-end analysis will be completed within 60 days after the end of the business year or farm budget planning period and must include:

- (1) an analysis comparing actual income, expense, and production to projected income, expense, and production for the preceding production cycle; and**
- (2) an updated farm operating plan.**

263 Minimum Requirements of the Analysis (Continued)

C Identifying and Evaluating Significant Changes

YEA must identify and evaluate any significant changes to the borrower's farming operation, expenses, or financial condition that have occurred since the most recent initial assessment, assessment update, or annual review. In most cases, however, significant changes will not have occurred or, if such changes have occurred, they will be limited to 1 or 2 aspects of the borrower's situation. The authorized agency official shall pay particular attention to the following:

- changes in operations or goals
- status of progress toward goals
- need for changes in the plan of supervision
- need for additional borrower training.

263 Minimum Requirements of the Analysis (Continued)**D Comparing Actual Performance to Projections and Calculating Variances**

The year-end analysis must present the borrower's actual production data and financial data for the completed year and compare the actual data to the projections made in the prior year farm operating plan. Based on this comparison, the analysis must calculate variances from the projections.

The authorized agency official will collect other pertinent information related to the farm's operation, such as changes or improvements in real estate, changes in key personnel, and any other alterations that significantly impact the operation. The authorized agency official must briefly explain the process, emphasizing the borrower's benefits rather than FSA requirements.

The evaluation of actual performance can be enhanced by:

- obtaining and reviewing the borrower's actuals using pertinent information about the farm operation, such as changes or improvements in real estate, changes in key personnel, and any other alterations that significantly impact the operation
- reviewing production by obtaining and/or calculating yields (production), price per unit, and the amounts in inventory (held for sale)

Note: Production numbers should roughly correspond with the new balance sheet and numbers sold

- evaluating debt service margin.

Note: If greater than 1.10 for a borrower on a limited resource interest rate, the interest rate may need to be increased according to 4-FLP, Part 3.

The authorized agency official must consider the following issues when comparing actual performance to projections and calculating variances.

- The authorized agency official must review planned versus actual expenses for family living, farm operating, and capital expenditures.
- The year-end analysis must discuss credit used for farm operating, capital, and family living expenses.
- Sometimes proceeds are recorded as net figures with commission, sales expenses, yardages, seed, and storage costs removed. Using gross proceeds with the associated costs captured under operating expenses is preferable.

263 Minimum Requirements of the Analysis (Continued)**D Comparing Actual Performance to Projections and Calculating Variances (Continued)**

- The analysis must calculate yields (production), price per unit, and amounts in inventory (held for sale). Numbers should roughly correspond with the new balance sheet and numbers sold.
- FSA-2040 must be reconciled with the farm operating plan (or other plan) and the security agreement. Differences from projections and the need to amend the security agreement must be discussed.
- Interest figures must include all interest, not just operating interest.
- Any proceeds from the sale of capital items must be subtracted when evaluating income from operations.
- The analysis must evaluate and document the sources of nonfarm income. Income and tax information must be verified as applicable.
- The analysis must consider debts and debt repayments to FSA and other lenders. Breakdowns of principal and interest can serve as a cross check for interest actually paid by the borrower. This information must match FSA-2040.
- The analysis must report expenditures net of trade-ins.
- Income and Social Security taxes must be included in the analysis.

263 Minimum Requirements of the Analysis (Continued)

E Determining and Documenting Reasons for Variances

After variances between the projected budget in the farm operating plan and the borrower's actual performance have been identified, the borrower and the authorized agency official must determine and concisely document the reasons for the variances. The analysis must:

- consider both the borrower's and the authorized agency official's perceptions of the borrower's successes, failures, and the reasons that specific items were not completed
- determine why income was not used as planned
- discuss operational performance, achievement of short-term goals, progress toward medium-term and long-term goals, and living expenses.

263 Minimum Requirements of the Analysis (Continued)**F Analyzing How Performance Can Be Improved**

After determining the reasons for any deviations in the preceding year's performance, the borrower and the authorized agency official together must analyze how the borrower's performance can be improved in the coming year. The authorized agency official and borrower may identify areas for improvement based on the reasons for the variances between actual and planned performance. The analysis shall address concerns in the following areas:

- unplanned sales
- changes in marketing plans
- sales of basic security
- use of proceeds
- debts paid
- amount of money released for family living and farm operating expenses.

The analysis must consider whether the borrower is making adequate progress towards established goals. Ratios, historical trends, and production records are good sources of information for evaluating business goal achievements. Alternatively, if the borrower's goals (for either business or family) were unrealistic, the analysis must reevaluate them and establish new, obtainable goals.

Areas for improvement also might follow from recent changes in farm operations and family conditions. Therefore, the authorized agency official shall work with the borrower to identify any changes or alterations that significantly affect the operation.

If the authorized agency official determines that the borrower's production or financial performance may be improved by training, the authorized agency official may require that *--the borrower meet training requirements. See 3-FLP, Part 18 for more information on--* borrower training.

If performance is better than projected, the analysis should evaluate repayment issues, as well as income taxes and Social Security taxes.

263 Minimum Requirements of the Analysis (Continued)

F Analyzing How Performance Can Be Improved (Continued)

The authorized agency official should remind the borrower that deviations from the agreed-upon farm operating plan must be discussed with FSA.

G Preparing an Updated Farm Operating Plan

--The year-end analysis must include a current farm operating plan. The farm operating plan is prepared by the borrower, with FSA's assistance if needed.--

264-400 (Reserved)

Part 9 Internal Controls**Section 1 FLPRA****401 Overview****A Background**

FSA is mandated by the Federal Managers Financial Integrity Act of 1982 (Pub. L. 97-255) to maintain an efficient and effective internal control system. FLPRA fulfills this mandate by:

- establishing program evaluation criteria and reporting requirements
- providing a method to administer program evaluations
- providing a framework for performance analysis, risk mitigation identification, risk mitigation implementation, and annual reporting.

B Purpose

FLPRA is the primary tool that FLP uses for ongoing reviews and oversight of field office operations. FLPRA evaluates FLP using a risk-based approach and provides the framework for evaluating FLP management and oversight by State Offices and FLP delivery by Service Centers.

FLPRA evaluates the potential for risk in the following 3 areas.

- Program Objectives – Assessing whether or not the objectives of the program, as set forth in agency policies and procedures, are being met.
- Financial Integrity – Determining the soundness and quality of the loan program.
- Program Management – Evaluating the effectiveness of the leadership and guidance provided in delivering FLP.

401 Overview (Continued)**B Purpose (Continued)**

FLPRA is divided into the following 3 review areas:

- Direct Loanmaking
- Direct Loan Servicing.
- Guaranteed Loan Programs.

*--**Note:** This area includes both guaranteed loan making and servicing.

C Objectives--*

The primary objectives of FLPRA are to evaluate the effectiveness of FLP delivery systems and ensure compliance with applicable statutes, regulations, and directives. To promote a consistent and effective approach to conducting reviews, FLPRA focuses on:

- evaluating program delivery by assessing the condition and performance in the risk areas of program objective, financial integrity, and program management
- determining the overall degree of risk existing in FLP programs and identifying the factors contributing to the risk
- recommending or requiring management to take mitigation action, as needed, to strengthen FLP programs and/or ensure compliance with applicable regulations.

D SED Responsibilities

SED is responsible for implementing the FLPRA process in their State by ensuring that all required reviews, analyses, applicable risk mitigation plans, and reports are completed according to this Part.

402 FLPRA Review Process

A Administering FLPRA Reviews

FLPRA reviews will be administered and the results reported both at the State Office and National Office levels. The National Office and State Offices can access the FSA Intranet at <http://intranet.fsa.usda.gov/fsa/> to obtain guides detailing the process to complete the reviews according to the following.

Step	Action
1	On the FSA Intranet Home Page, under “Resources”, CLICK “ FSA Applications ”.
2	On the FSA Applications Page, CLICK “ Farm Loan Programs Systems ”.
3	On the Farm Loan Programs Systems Home Page, under “Informational Links”, CLICK “ Manuals ” and CLICK “ FLPRA National Office Review Process Guide ” or “ FLPRA State Office Review Process Guide ”, as applicable.

B State Office Review Responsibilities

State Offices will be required to complete FLPRA reviews as follows:

- **States with 9 or more FLP Service Centers** will be required to review a minimum of 20 percent of the Service Centers each year, with all Service Centers being reviewed at least once every 5 years
- **States with 8 or fewer FLP Service Centers** will be required to conduct at least 1 Service Center each year, with all Service Centers being reviewed at least once every 5 years
- *--any Service Center with a review score of 4 or 5 in Program Objectives, Program Management, Financial Integrity, and/or Composite Rating must have a follow-up review within 24 months to determine if the risk has been mitigated. The follow-up review will be scored in the FLPRA website.--*

The process for selecting the FLP Service Centers and high risk program areas to be reviewed is set forth in the FLPRA State Office Review Process Guide.

C National Office Review Responsibilities

The National Office will complete FLPRA reviews in 10 to 13 States per year. The reviews evaluate State FLP delivery and include visits to a limited number of FLP Service Centers. The process used by the National Office to select States to be reviewed is set forth in the FLPRA National Office Review Process Guide.

403 State Office Reporting Requirements**A FLP Service Center Report**

State Offices will provide a report to each FLP Service Center reviewed within 30 calendar days after completing the review. The reports will be developed in the format set forth in FLPRAs State Office Review Process Guide, Exhibit 2. Reports for each FLP Service Center will include FLPRAs State Office Review Process Guide, Exhibits 4 through 7 that will:

- rate each FLP Service Center reviewed in the 3 risk areas
- provide a composite score for the FLP Service Center.

The scores for each FLP Service Center will be:

- input in the automated FLPRAs system within 30 calendar days of completing the review
- documented in the comment box provided to support the scores reported
- input in the automated FLPRAs system no later than January 15.

B Annual Report

No later than February 1, each State Office will submit the annual FLP4 Report using the template provided in the State Office Review Process Guide, Reports Section, by e-mail to *--SM.FSA.DCWa2.FLPRAs--*

404 National Office Reporting Requirements**A State Visit Reports**

The National Office will provide a findings report from on-site visits to State management within 30 calendar days after completing the review. The format of this report is detailed in the National Office Review Process Guide, Section 6. This report will:

- *--clearly present conclusions that are supported by facts obtained during the review--*
- include recommended mitigative actions.

Mitigative actions will:

- be developed in conjunction with State management during the on-site visit
- have a specified date to provide an update on the State's progress in mitigating identified risks.

***--B POAD Action**

Upon receiving a State's risk mitigation plans, POAD shall:--*

- evaluate and approve risk mitigation plans
- establish a follow-up system to ensure that risk mitigation plans are implemented
- assess the success of the risk mitigation plan on reducing identified high risks
- provide an annual report to DAFLP summarizing the area of potential risk in the States visited.

405-440 (Reserved)

Section 2 DD FLP Oversight

441 General Provisions

A Overview

It is incumbent upon DD's to monitor the FLP delivery in Service Centers to ensure adherence to appropriate laws, policies, and procedures.

B Purpose

The DD FLP oversight process provides a standardized and consistent reporting format and means by which DD can:

- document results from quarterly FLP oversight reviews
- view previously completed quarterly reports
- monitor and followup on actions to be taken by FLP Service Center staff.

442 DDORS

A Overview

Reporting of FLP oversight reviews will be completed on a quarterly basis. DDORS is the official record documenting the results of the quarterly reviews.

DDORS:

- was developed to assist DD with completing FLP oversight reviews conducted in the FLP Service Centers online
- provides the means by which DD can document and submit review results to State and Field Offices electronically
- contains the review items for each reporting quarter
- archives oversight reports for five FY's.

B System Access

--Access DDORS from the Farm Loan Programs Systems Home Page, located at <https://intranet-apps.fsa.usda.gov/flp/IndexServlet>.--

DDORS may also be accessed at <https://wdcprod80.sc.egov.usda.gov/Ddors/homepage.aspx>.

Note: See Exhibit 36 for detailed instruction on accessing DDORS.

442 DDORS (Continued)**B System Access (Continued)**

Users who need access to DDORS should contact their State DDORS Administrator. The authentication and authorization of users is made using USDA's eAuthentication application.

To access DDORS users must have the following:

- valid eAuthentication ID and password
- eAuthentication Level 2 account
- authorized access by the DDORS Administrator.

C Report Statuses

Report Status will be as follows:

- "Archived", Service Center closed during FY
- "Not Started", the report is empty and can only be accessed by DD
- "In Progress", the report is partially completed
- "Submitted", the report was completed and certified before its due date
- "Auto-Submitted", the report was not certified before its due date. The report may be partially completed or empty.

Note: "Submitted" and "Auto-Submitted" reports cannot be modified; however, pending action items can be followed up and closed.

D Service Center Progress Reports

Progress reports provide counts of "Not Started", "In Progress", "Submitted", and "Auto-Submitted" oversight reports that are in the State and in each district.

E Reporting Timeframes

The first quarter report:

- *--will be available for completion in DDORS starting December 1 and ending on--*
January 31
- should reflect first quarter data gathered between October 1 and December 31
- is comprised of quarterly review items, additional review items, and certification.

442 DDORS (Continued)

E Reporting Timeframes (Continued)

The second quarter and first semi-annual report:

- will be available for completion in DDORS starting February 1 and ending on April 30
- should reflect:
 - second quarter data gathered between January 1 through March 31 for quarterly review items
 - data gathered between October 1 through March 31 for the first semi-annual review items
- is comprised of quarterly review items, first semi-annual review items, additional review items, and certification.

The third quarter report:

- will be available for completion in DDORS starting May 1 and ending on July 31
- should reflect third quarter data gathered between April 1 and June 30
- is comprised of quarterly review items, additional review items, and certification.

The fourth quarter, second semi-annual, and annual report:

- will be available for completion in DDORS starting August 1 and ending on *--November 30--*
- should reflect:
 - fourth quarter data gathered between July 1 and September 30 for quarterly review items
 - data gathered between April 1 and September 30 for the second semi-annual review items
 - data gathered between October 1 at the beginning of FY through September 30 at the end of FY to complete the annual review items

442 DDORS (Continued)

***--E Reporting Timeframes (Continued)**

- is comprised of quarterly review items, second semi-annual review items, annual review items, additional review items, and certification.

Notes: The quarterly report that corresponds to the current reporting period will be displayed when DD selects the link for the Service Center to be reviewed from the DDORS Home Page.

Results for all review areas corresponding to each quarter will be captured when the report is submitted or auto-submitted by DDORS when the reporting period has ended.

Oversight reports are locked when DD submits the report or after the due date. DDORS does not allow anyone to add, modify, or delete review information.

F Action Items


An action item is a note attached to a review area, a review record, or a review item in an oversight report. Action items allow users to document concerns and issues about oversight reviews.

DD’s are highly encouraged to use action items to bring awareness to the Service Center and State Office, of problems and deficiencies discovered during the oversight review.

Only DD or proxy assigned to an oversight report can add action items to and close action items in the report. DD or proxy can add an action item anytime before submitting the report.

After an oversight report is submitted or auto-submitted, any DDORS user who can view a report can also followup on action items in the report by adding their own comments. Users can add followup comments to an action item until it is closed by DD or proxy.

Follow this table to add comments to a pending action item.

Step	Action
1	Go to the review area, review record, or review item with the pending action item.
2	CLICK “  Follow up pending action item ”.
3	CLICK “ Add Follow-Up Comments ”.
4	Enter followup comments in the box.
5	CLICK “ Save Follow-Up ”.
6	CLICK “ Save Follow-Up ”.

--*

442 DDORS (Continued)

***--G User Roles**

There are 6 user roles, as follow. User's role will be displayed under "DDORS Menu", under user's name.

Example: If user is an administrator, then "Administrator" will be displayed under "DDORS Menu", under user's name.

- **National User Role**

National users are DAFLP, Assistant DAFLP, Directors, Deputy Directors, FLPRAs, review teams, and national administrators. A national user role allows users to:

- view in progress, submitted, and auto-submitted oversight reports for all Service Centers
- followup pending action items in submitted and auto-submitted reports by adding followup comments.

For all States, national administrators can:

- manage:
 - proxy assignments
 - specialist assignments
 - user accounts
- assign user roles in 1 State to another State.

Example: DD in Maryland needs to manage a district in Delaware. National administrator can make the assignment.--*

442 DDORS (Continued)

***--G User Roles (Continued)**

- **State User Role**

State users may include SED's, FLC's, FLS's, COR's, or State administrators. A State user role allows users to:

- view-only, in progress, submitted, and auto-submitted oversight reports for specified Service Centers
- followup pending action items in submitted and auto-submitted reports by adding followup comments
- act as a proxy for DD, if assigned
- act as specialist, if assigned to a Service Center.

State administrators:

- can activate or deactivate user accounts
- can assign and manage proxy and specialist assignments
- are limited to assigning user roles for Service Centers and districts within their State.

- **District User Role**

DD's are assigned by the State administrator:

- to the districts that he or she manages
- read-only access to oversight reports from another district, as determined by the State Office
- a floating DD role to act as a proxy for other DD's.

A district user role allows users to:

- complete and edit oversight reports for their Service Centers
- add action items to their oversight reports
- followup and close pending action items in their reports.--*

442 DDORS (Continued)

***--G User Roles (Continued)**

- **Service Center User Role**

Service Center user role allows users to:

- view submitted and auto-submitted oversight reports for their Service Center
- followup pending action items in submitted and auto-submitted reports by adding followup comments.

- **Proxy User Role**

Proxy user's:

- are temporarily assigned to a Service Center to manage its oversight reports
- can complete, certify, and submit oversight reports for the assigned Service Center
- can followup and close the assigned Service Center's action items.

Proxy assignments are terminated if DD's district assignment changes or if DD or proxy's account is inactivated.

Note: During the time period a proxy is assigned to a Service Center, DD can view, but cannot edit, the Service Center's oversight reports.

- **Specialist User Role**

Specialist users are State users who are assigned to work on a Service Center's oversight report along with DD or proxy. Specialist users can add and modify review information anywhere in the oversight report.

Specialist users cannot:

- delete review records added by others
- add new action items or close existing action items
- certify (sign) or submit oversight reports.--*

443 Responsibilities**A DD Responsibilities**

See Exhibit 36 for detailed guidance on completing the oversight report online and creating *--various FLP Data Mart and GLS reports.--*

DD's shall:

- coordinate and plan all FLP oversight review site visits with FLP State Office staff so that participation by FLC or FLS can be arranged when necessary
- notify SED and FLC of any apparent problems that may require immediate attention
- use DDORS to:
 - complete reviews for each Service Center quarterly
 - document specific findings for each case file or operational file reviewed
 - record and followup on any noted problems or inconsistencies as an "Action Item"
 - submit completed Service Center oversight reports.

Note: Submitting the report online in DDORS is the:

- certification for that report
- DD's signature.

B Service Center Responsibilities

Service Center staff shall:

- assist as needed with items to be reviewed
- be available to discuss specific cases or to answer questions from DD
- followup on any action items identified by DD's in DDORS.

443 Responsibilities (Continued)**C State Office Responsibilities**

SED's shall ensure that timely FLP oversight reviews are completed by DD's in DDORS.

FLC's shall:

- assign a State System Administrator for DDORS
- *--review quarterly reports submitted--*
- followup on any identified action items
- discuss concerns with DD and SED
- *--document the actions taken to remedy identified deficiencies in the operational file.--*

D National Office Responsibilities

DDORS oversight reports shall be reviewed with the FLPPRA process. Reports for each FLP Service Center within a State shall be reviewed to ensure that:

- consistent oversight reviews are being conducted by DD's in the State
- SED's and FLC's are monitoring and addressing any deficiencies or apparent problems identified by DD's.

444 DDORS Organization Updates

A About Organization Updates

The MRT database is the system of record for all organizational data in DDORS. State
 --Offices must submit FSA-2125 to DCIB to add, delete, or move Service Centers and/or--
 districts. These changes are processed in the PLAS database that populates MRT.

Each Tuesday evening, DDORS searches MRT for changes. Any changes found will flow into DDORS and become organization updates.

DDORS automatically generates an e-mail to the State DDORS administrator when changes have been found, alerting the State DDORS administrator that the pending changes are ready for review and acceptance. The e-mail includes a hyperlink to the DDORS Organization Updates Screen for quick and easy access.

Number of Organization Updates			
Additions	Deletions	Moves	Name Changes
1	1	0	0

The State administrator must click “**Review & Accept the Organization Updates**” link and accept the pending changes in DDORS before any changes are made to the Service Centers and/or districts in DDORS.

***--444 DDORS Organization Updates (Continued)**

B Accepting Organization Updates

Follow this table to review and accept organization updates changes.

Step	Action						
1	From DDORS Home Page, under “Menu”, CLICK “ Organization Updates ”.						
2	From “State” drop-down list, select a State if user has access to more than 1 State.						
	<table border="1"> <tr> <th data-bbox="375 474 833 514">IF organizational updates are...</th> <th data-bbox="833 474 1482 514">THEN the...</th> </tr> <tr> <td data-bbox="375 514 833 548">available</td> <td data-bbox="833 514 1482 548">“Available Updates” section will be displayed.</td> </tr> <tr> <td data-bbox="375 548 833 625">not available</td> <td data-bbox="833 548 1482 625">“Current DDORS Organization Structure” section will be displayed.</td> </tr> </table>	IF organizational updates are...	THEN the...	available	“ Available Updates ” section will be displayed.	not available	“ Current DDORS Organization Structure ” section will be displayed.
	IF organizational updates are...	THEN the...					
available	“ Available Updates ” section will be displayed.						
not available	“ Current DDORS Organization Structure ” section will be displayed.						
3	If “ Available Updates ” section is displayed, CLICK “ Review & Accept the Organization Updates ” link.						
4	In the table, review the highlighted changes to Service Centers and districts.						
5	<p>If changes within a district require a new DD assignment:</p> <ul style="list-style-type: none"> • in the second column, CLICK “Change the DD” link for the district • select another DD or the “Absent District Director” option and CLICK “Save”. 						
6	<p>If displayed, CLICK “Users currently assigned to the Service Center” link to determine which, if any, users are affected and need to be reassigned.</p> <p>If users need to be reassigned, do the following:</p> <ul style="list-style-type: none"> • print the user assignment information on the “Users currently assigned to the Service Center” window • using the “User Management” module that is accessed by clicking “Home” button at the top of the page and then under “Menu”, clicking “User Management”, find and modify the user accounts. 						
7	CLICK “ Accept Organization Updates ” to accept the changes.						

Important: Users cannot undo organization changes after they have been accepted. DDORS cannot revert back to an earlier organization structure.--*

Reports, Forms, Abbreviations, and Redelegations of Authority

Reports

This table lists the required reports of this handbook.

Reports Control Number	Title	Reporting Period	Submission Date	Negative Reports	Reference
FLP4	FLPRA Annual Report	Annually	By February 1 each year	Required	403
FLP5	SBA Review Report	Annually	By October 31 each year	Not Required	103

Forms

This table lists all forms referenced in this handbook.

Number	Title	Display Reference	Reference
CCC-10	Representations for Commodity Credit Corporation or Farm Service Agency Loans and Authorization to File a Financing Statement and Related Documents		Ex. 36
CCC-257	Schedule of Deposit		Ex. 36
FmHA 2006-21	Information Systems Management (ISM) Request for Changes to User Documentation		52
FD-258	Fingerprint Chart		Ex. 41, 42, 43, 44
FM1	Data Security Access Authorization Form		167
Form-1004	Uniform Residential Appraisal Report (Fannie Mae)		Ex. 42
Form-1007	Square Foot Appraisal Form (RD or CoreLogic Marshall & Swift)		Ex. 41, 42
FSA-13-A	Data Security Access Authorization Form		53, 54, 166, Ex. 36
FSA-137	Address Information Request		46
FSA-159	Request for Supplies, Forms, and/or Publications		Ex. 17
FSA-470	Tractor Feed Post Card for Metered Postage		46
FSA-603	Collection Register for State and County Offices		Ex. 36
FSA-850	Environment Screening Worksheet		Ex. 36
FSA-851	Environmental Risk Survey Form		Ex. 36
FSA-858	Determining if a Wetland May Be Present		222
FSA-2001	Request for Direct Loan Assistance		44, 47, 48, Ex. 36
FSA-2028	Security Agreement		Ex. 36
FSA-2040	Agreement and Record of the Disposition of FSA Security/Release of Proceeds		262, 263, Ex. 7, 36
FSA-2045	Record of the Disposition of FSA Security/Release of Proceeds		Ex. 36
FSA-2065	Annual Statement Loan Account		5, 49, 52

Reports, Forms, Abbreviations, and Delegations of Authority (Continued)

Forms (Continued)

Number	Title	Display Reference	Reference
FSA-2072	Cancellation of U.S. Treasury Check and/or Obligation		169
FSA-2101	DD FLP Oversight Report Guide		Ex. 36
FSA-2103	Direct Loan Making File Review Questionnaire		28
FSA-2104	Guaranteed Loan Making File Review Questionnaire		28
FSA-2119	Delinquent Borrower Servicing File Review Questionnaire		28
FSA-2120	Moratorium Notice		41
FSA-2121	Termination of Moratorium		41
FSA-2125	Farm Loan Program County Information File Changes		46, 444
FSA-2126	Program Loan Cost Expense (PLCE) Request		162, 165-170
FSA-2127	Request for CED FLP Loan Approval Authority		25
FSA-2128	Appraisal Program Loan Cost Expense (PLCE) Request		141, 164, 166, 168
FSA-2129	Microloan Making File Review Questionnaire		28
FSA-2140	Deposit Agreement		101, 102, Ex. 36
FSA-2141	Interest-Bearing Deposit Agreement		102
FSA-2142	Statement of Deposits and Withdrawals		103, Ex. 36
FSA-2144	Designated Financial Institution Pledge of Collateral		102
FSA-2145	Demand for Withdrawal of Supervised Bank Account Funds		103
FSA-2150	Development Plan		122, 125
FSA-2153	Release by Claimants		122
FSA-2154	Release by Contractor		122
FSA-2155	Vendor Appraiser Registration		141
FSA-2160	Appraisal of Chattel Property		142
FSA-2161	Appraisal Report - Agricultural Tract		142
FSA-2162	Real Estate Sales Data		142
FSA-2163	Supplemental Forms-Agricultural Appraisal		142
FSA-2164	Appraisal for Mineral Rights		142
FSA-2165	Administrative Appraisal Review		143
FSA-2166	Technical Appraisal Review and Certification		143
FSA-2167	Administrative Appraisal Review for Chattel Appraisals		143
FSA-2171	Substitute Invoice		167, 169
FSA-2172	Request for Emergency Payment		169
FSA-2173	Program Loan Cost Expense (PLCE) Vendor Code Request		166, 167
FSA-2198	Claimants with Closed Settlement Claims with No Appeal Hearing in Suspension		Ex. 13.5

Reports, Forms, Abbreviations, and Delegations of Authority (Continued)

Forms (Continued)

Number	Title	Display Reference	Reference
FSA-2199	Claimants With Closed Settlement Claims With Appeal Hearing in Suspension		Ex. 13.5
FSA-2201	Lender's Agreement		43, 47
FSA-2211	Application for Guarantee		44, 47, Ex. 36
FSA-2212	Preferred Lender Application for Guarantee		44, 47, Ex. 36
FSA-2232	Conditional Commitment		Ex. 7
FSA-2234	FSA Review of Lenders Evaluation of Collateral		143
FSA-2235	Loan Guarantee		143, Ex. 7
FSA-2241	Guaranteed Farm Loan Status Report		61
FSA-2242	Assignment of Guarantee		Ex. 7
FSA-2248	Guaranteed Farm Loan Default Status Report		61
FSA-2292	Guaranteed Loan Processing Checklist		Ex. 36
FSA-2301	Request for Youth Loan		44, 47, 48
FSA-2304	Notice of Incomplete Application		Ex. 36
FSA-2305	Second Notice of Incomplete Application		Ex. 36
FSA-2306	Notice of Application Withdrawal/Pending Withdrawal		Ex. 36
FSA-2307	Notice of Complete Application		Ex. 36
FSA-2308	Notice of Eligibility for FSA Assistance		Ex. 36
FSA-2313	Notification of Loan Approval and Borrower Responsibilities		202
FSA-2314	Streamlined Request for Direct OL Assistance		48
FSA-2330	Request for Microloan Assistance		44, 48
FSA-2341	Certification of Attorney		43
FSA-2342	Certification of Title Insurance Company		43
FSA-2510	Notice of Availability of Loan Servicing to Borrowers Who Are 90 Days Past Due		3
FSA-2512	Notice of Availability of Loan Servicing to Borrowers Who Are Current, Financially Distressed, or Less Than 90 Days Past Due		3
FSA-2514	Notice of Availability of Loan Servicing to Borrowers Who Are in Non-Monetary Default		3
FSA-2535	Conservation Contract		3
FSA-2543	Shared Appreciation Agreement		3
FSA-2544	Request for Information on Capital Improvements		Ex. 36
FSA-2545	Borrower Notification of Shared Appreciation Due		Ex. 36
FSA-2585	Acquisition or Abandonment of Secured Property		5
FSA-2721	List of Currently Not Collectible (CNC) Debts Eligible to be Referred to Treasury for Cross-Servicing		5
FSA-2722	Update to TOP and Cross-Servicing Information		5

Reports, Forms, Abbreviations, and Delegations of Authority (Continued)

Forms (Continued)

Number	Title	Display Reference	Reference
IRS 1098	Mortgage Interest Statement		5
IRS 1099-A	Acquisition or Abandonment of Secured Property		5
IRS 1099-C	Cancellation of Debt		5
IRS 1099-G	Statement for Recipient of Certain Government Payments		5
IRS 1099-INT	Interest Income		5
OF-347	Order for Supplies and Services		165
RD 1922-15	Administrative Appraisal Review for Single Family Housing		143
SF-87	Fingerprint Chart		Ex. 41-44
SF-1449	Solicitation/Contract/Order for Commercial Items		165

Note: SF-1449 is available on GSA's form web site at www.gsa.gov/portal/forms/type/TOP.

Abbreviations Not Listed in 1-CM

The following abbreviations are not listed in 1-CM.

Approved Abbreviation	Term	Reference
AASM	Application Authorization Security Management	Ex. 18
ACCP	accelerated payment	167, 171
ACIF	Agricultural Credit Insurance Fund	163
ACOR	Appraisal Compliance Oversight Review	143
ADR	alternative dispute resolution	42
ARMP	Agency Representative for Micro-Purchase	141, Part 7
ARRA	American Recovery and Reinvestment Act of 2009	28, 163, Ex. 16
APOC	Appraisal Point of Contact	Text, Ex. 2, 40-44, 60, 62
AS	Agricultural Specialist	23, 26, Ex. 7
BIR	Business Information Report	48
BOB	Budget Oversight Branch	171
BOPR	Borrower Property Table	166
BP	Business Partner	44, 46
BPA	Blanket Purchase Agreement	161, 162, 165, 166
CAFO	confined animal feed operation	Ex. 51
CCR	Central Contractor Registration	162
CDAT	Consent Decree Action Team	Ex. 12, 13.5
CL	conservation loan	Text, Ex. 2, 16

Reports, Forms, Abbreviations, and Redelegations of Authority (Continued)

Abbreviations Not Listed in 1-CM (Continued)

Approved Abbreviation	Term	Reference
CMT	Constant Maturity Treasury	Ex. 17
CMVB	current market value buyout	23
CNC	currently not collectible	251, Ex. 5, 13, 13.5
CO	Contracting Officer	141, 166, Ex. 41-44, 60, 69
CONACT	Consolidated Farm and Rural Development Act	1, 21, 29, 142, 251
CPA	Certified Public Accountant	Ex. 26
CSA	community supported agriculture	242, Ex. 28
DATA	Digital Accountability and Transparency Act	Part 7
DCIB	Debt Collection Improvement Branch, RD Business Center	4, 444, Ex. 36
DDORS	District Director Oversight Reporting System	442, 443, 444, Ex. 2, 36
eDALR\$	electronic Debt and Loan Restructuring System	Ex. 13.5, 17
DUNS	Data Universal Numbering System	Ex. 41-44
ECM	Enterprise Content Management	5, 52
EIN	employer identification number	53
EPM	Enterprise Performance Management	54
ERSR	Electronic Repository of Security Requests	53
FAIN	Federal Award Identification Number	66
FaSB	Farm Services Branch, RD Business Center	5, 41, 52
FAR	Federal Acquisitions Regulation	141, 161, 162, 165, 166, Ex. 2, 61
FBC	Farm Production and Conservation Business Center	Text
FCAO	Farm Credit Applications Office	49
FHP	Farm and Home Plan	Ex. 5
FLOTRACK	Farm Loan Officer Trainee Tracking System	25
FLPRA	Farm Loan Programs Risk Assessment	401-403, 443, Ex. 36
FmHA	Farmers Home Administration	52, Ex. 5
FMMI	Financial Management Modernization Initiative	161-171
FPAC	Farm Production and Conservation	161, 163, 168
FPDS-NG	Federal Procurement Data System -New Generation	168
GCB	Guaranteed Commercial Branch, Servicing Office	5, 50, 52
IAS	Integrated Acquisition System	168, Ex. 21-22
ITLAP	Indian Tribal Land Acquisition Program	2, Ex. 16
KZ	cancellation	169
LOA	Loan Analyst	23, 26, Ex. 7
LOC	line of credit	29, Ex. 16
LR	limited resource	223, 261, 263, Ex. 16
LRS	Loan Resolution Specialist	23, 26, Ex. 7

Reports, Forms, Abbreviations, and Redelegations of Authority (Continued)

Abbreviations Not Listed in 1-CM (Continued)

Approved Abbreviation	Term	Reference
ML	microloan	222, 242, Ex. 16
MRT	Master Reference Table	444
OA	Office of Adjudication	41
OTI	Opportunity to Improve Plan	25
PAC	Program Authority Code	163, 166, 168
POA	Policy Oversight and Accountability	161, 162, 163, 167
PARLC, LAO (FFIS Team)	Policy, Accounting, Reporting, and Loan Center, Loan Accounting Office	169
PCA	Production Credit Association	Ex. 18
PIID	Placeholder Procurement Identification Number	162, 168
PIP	Performance Improvement Plan	25
PLP	Preferred Lender Program	29, 43, Ex. 5, 36
PLS	Primary Loan Servicing	23, 25, 27, 29, 42, 144, Ex. 5, 36
PLV	potential liquidation value	142, Ex. 40
POAD	Program Operations and Appraisals Division	Text, Ex. 40
PPA	Post payment adjustment	161
PRB	Programs Report Branch, RD Business Center	5
PVND	Term in the FMMI User Guide representing the creation of a vendor record	165
RCN	replacement cost new	Ex. 51
REO	real estate owned	Ex. 40
RRA	Regional Review Appraiser	4
SALP	Special Apple Loan Program	2, 29
SAM	System for Award Management	43, 141, 161, 164-166, Ex. 41-44
SAP	Simplified Acquisition Procedure	60, 61, 141, 142, Ex. 60-62
SDMS	State Directives Management System	3, 103
SEL	standard eligible lender	25, 43, Ex. 5, 36
SLR	Security Liaison Representative	53
SOW	Statement of Work	141, 142, 143, Ex. 40-44, 64, 69
TC	transaction code	46, 49, 50, 52, 164, 169

Reports, Forms, Abbreviations, and Redelegations of Authority (Continued)

Abbreviations Not Listed in 1-CM (Continued)

Approved Abbreviation	Term	Reference
TDCLC	term debt capability lease coverage	252
TI	treasury in transit	169
TPOC	Technical Point of Contact	162, 166, 167, 168,
TR	treasury reversal	169
TY	payment voucher transaction	161, 165-169
UAAR	Uniform Agriculture Appraisal Report	142
USPAP	Uniform Standards of Professional Appraisals Practice	Ex. 40
WP	Western Pacific	5
YEA	year-end analysis	162, 201, 251, 261-263, Ex. 26, 36
ZMY	Obligating document or purchase order created in FMML.	161, 163, 165-166, 168 169

Redelegations of Authority

--The following provides authorities SED's may redelegate. A new re delegation of authority must be completed when the permanent SED changes. Redelegations of authority are not required when an employee is serving in an acting SED capacity.--

Authority	Redelegate to				
	FLC	FLS	DD	FLM	SFLO
SED's loan approval authority:	X	X	X		
• approve subordinations, or release and refiling lien instruments instead of subordinations	X	X	X		
• approve severance agreements	X	X	X		
• approve surface leases for farm property no longer in use (such as old barns) or for nonfarm purposes (such as wind turbines, communication towers, or other similar installations)	X	X	X		
• approve transfer and assumption	X	X	X		

Reports, Forms, Abbreviations, and Redelegations of Authority (Continued)

Redelegations of Authority (Continued)

Authority	Redelegate to				
	FLC	FLS	DD	FLM	SFLO
• waive real estate appraisal (requirement for CMVB when chattel security appraised value exceeds total debt)	X	X	X		
• approve PLS where the borrower (or any entity member) has received PLS two or more times in the previous 5 years	X				
• reject debt settlement requests when debtors do not provide all necessary documentation or information	X	X	X	X	X
• cancel delinquent debt settlement adjustment agreement.	X	X	X	X	X

SED’s may **not** redelegate their authority to:

- approve any action that will result in a loss to the Government
- approve voluntary conveyance
- approve subordination of real estate security for operating-type loan purposes
- approve release of chattel or real estate security because of mutual mistakes, valueless liens or without compensation
- approve cancellation of undisbursed loan funds after all PLS options have been exhausted
- approve alternative repayment agreements in lieu of offset
- request an Administrator’s exception.

Definitions of Terms Used in This Handbook (7 CFR 761.2 (b))

Administrative Appraisal Review

Administrative appraisal review is a review of an appraisal to determine whether the appraisal:

- meets applicable Agency requirements; and
- is accurate outside the requirements * * * of USPAP.

Adversely Affect

Adversely affect means that a change unrelated to the issue resolved through the appeal will result in the borrower no longer being eligible for the loan servicing action requested, or the previously developed FBP not being feasible.

Agency

Agency is the FSA.

Agency Official

The agency official is any employee with the agency. This term is used when the action does not require inherent or delegated authority.

Appraisal Compliance Oversight Reviews (ACOR)

Appraisal Compliance Oversight Reviews are internal quality control reviews of the agency's administrative review function and appraisal/technical review requirements.

Appraisal Point of Contact (APOC)

The appraisal point of contact is the authorized agency official selected to be the point of contact for obtaining appraisal services under the micro purchase threshold and is authorized to complete micro-purchases for appraisal services within their delegated authority. This authorization will be provided by delegation per FAR 1.603-3 by FPAC Director.

Note: Duties and responsibilities include reviewing requests for purchase of appraisal services that does not involve the use of a Government purchase card. APOC has the authority to commit the Agency to purchase a good or service.

Approval Official

The approval official is the specific employee who has the authority to approve or deny the described action.

Definitions of Terms Used in This Handbook (7 CFR 761.2 (b)) (Continued)

Authorized Agency Official

The authorized agency official is the FSA official that is authorized to perform specific tasks *--related to loan making or loan servicing. The appropriate official is determined by inherent--* authorities or delegations applicable to a particular task.

Beginning Farmer

Beginning farmer is an individual or entity who:

- (1) Meets the loan eligibility requirements for a direct or guaranteed CL, FO, or OL, as applicable;**
- (2) Has not operated a farm for more than 10 years. This requirement applies to all members of an entity;**
- (3) Will materially and substantially participate in the operation of the farm:**
 - (i) In the case of a loan made to an individual, individually or with the family members, material and substantial participation requires that the individual provide substantial day-to-day labor and management of the farm, consistent with the practices in the county or State where the farm is located.**
 - (ii) In the case of a loan made to an entity, all members must materially and substantially participate in the operation of the farm. Material and substantial participation requires that the member provide some amount of the management, or labor and management necessary for day-to-day activities, such that if the individual did not provide these inputs, operation of the farm would be seriously impaired;**
- (4) Agrees to participate in any loan assessment and borrower training required by Agency regulations;**
- (5) Except for an OL applicant, does not own real farm property or who, directly or through interests in family farm entities owns real farm property, the aggregate acreage of which does not exceed 30 percent of the average farm acreage of the farms in the county where the property is located. If the farm is located in more than one county, the average farm acreage of the county where the applicant's residence is located will be used in the calculation. If the applicant's residence is not located on the farm or if the applicant is an entity, the average farm acreage of the county where the major portion of the farm is located will be used. The average county farm acreage will be determined from the most recent Census of Agriculture;**
- (6) Demonstrates that the available resources of the applicant and spouse (if any) are not sufficient to enable the applicant to enter or continue farming on a viable scale; and**
- (7) In the case of an entity:**
 - (i) All the members are related by blood or marriage; and**
 - (ii) All the members are beginning farmers.**

Definitions of Terms Used in This Handbook (7 CFR 761.2 (b)) (Continued)

Best Value

Best value involves selecting a vendor of whom the agency solicits a price for services through FAR based on the evaluation of the following factors:

- equitable selection of vendor on a rotational selection basis of all entity vendors in the service area
- the most reasonable price
- greatest competency to provide such service
- best education and experience to provide such service
- vendor past performance
- ability to meet requested time frames for the delivery of the product.

--For appraisals, the vendor must have previous experience in appraising similar properties in the same geographical area as described in the SOW or task order that adhere to USPAP.--

Note: Service area is the location of the subject property that is normally defined by county. Vendors identify counties in which they will provide services.

Conservation Loan (CL)

CL means a loan made to eligible applicants to cover the costs to the applicant of carrying out a qualified conservation project.

Conservation Plan

Conservation plan means an NRCS-approved written record of the land user's decisions and supporting information, for treatment of a land unit or water as a result of the planning process, that meets NRCS Field Office Technical Guide (FOTG) quality criteria for each natural resource (soil, water, air, plants, and animals) and takes into account economic and social considerations. The conservation plan describes the schedule of operations and activities needed to solve identified natural resource problems and takes advantage of opportunities at a conservation management system level. This definition only applies to the direct loans and guaranteed loans for the Conservation Loan Program.

Definitions of Terms Used in This Handbook (7 CFR 761.2 (b)) (Continued)**Conservation Practice**

Conservation practice means a specific treatment, such as a structural or vegetative measure, or management technique, commonly used to meet specific needs in planning and implementing conservation, for which standards and specifications have been developed. Conservation practices are contained in the appropriate NRCS Field Office Technical Guide (FOTG), which is based on the National Handbook of Conservation Practices (NHCP).

Conservation Project

Conservation project means conservation measures that address provisions of a conservation plan or Forest Stewardship Management Plan.

Forest Stewardship Management Plan

Forest Stewardship Management Plan means a property-specific, long-term, multi-resource plan that addresses private landowner objectives while recommending a set and schedule of management practices designed to achieve a desired future forest condition developed and approved through the USDA Forest Service or its agent.

FSA

FSA means Farm Service Agency, an Agency of the USDA, including its personnel and any successor Agency.

Graduation

Graduation means the payment in full of all direct FLP loans, except for CLs, made for operating, real estate, or both purposes by refinancing with other credit sources either with or without an Agency guarantee.

Loan Activity

Loan activity is any transactions processed in GLS, DLS or PLAS to a borrower's loan.

Microloan (ML)

ML is a type of OL of \$50,000 or less made under reduced application, eligibility, and security requirements.

***--Ordering Official (OO)**

The ordering official (OO) is the same as a technical point of contact (TPOC).--*

Definitions of Terms Used in This Handbook (7 CFR 761.2 (b)) (Continued)**PLCE Expenses**

PLCE expenses are defined as financial transactions and procurement items.

Program Loans

Program loans include **FO, CL, OL, and EM**. In addition, for loan servicing purposes the term includes existing loans for the following programs no longer funded: **SW, RL, EE, ST, and RHF**.

Streamlined Conservation Loan

Streamlined conservation loan means a **direct or guaranteed CL made to eligible applicants based on reduced documentation**.

Supervised Bank Account

Supervised bank account is **an account with a financial institution established through a deposit agreement entered into between the borrower, the Agency, and the financial institution**.

Technical Appraisal Review

Technical appraisal review is **a review of an appraisal to determine if such appraisal meets the requirements of USPAP pursuant to Standard 3 of USPAP**.

Treasury Judgment Rate

The treasury judgment rate is the interest rate applicable to deficiency judgments for all loan types (pursuant to 28 U.S.C. Section 1961).

Uniform Standards of Professional Appraisal Practice

Uniform standards of professional appraisal practice are **standards governing the preparation, reporting, and reviewing of appraisals established by the Appraisal Foundation pursuant to the Financial Institutions Reform, Recover, and Enforcement Act of 1989**.

Menu and Screen Index

The following menus and screens are displayed in this handbook.

Menu or Screen	Title	Reference
	Classification Review Workflow Report Screen	Ex. 36
	Complete/Approved Application file reviews Screen	Ex. 36
	DDORS Home Page	Ex. 36
	Direct Application Report Selection Page	Ex. 36
	Farm Loan Programs Data Mart/Direct Loan System (DLS) OnDemand Reports/Loan Making Reports/Direct Applications Screen	Ex. 36
	Farm Loan Programs Data Mart/Direct Loan System (DLS) OnDemand Reports/Loan Making Reports Screen	Ex. 36
	Farm Loan Programs Data Mart/Direct Loan System (DLS) OnDemand Reports Screen	Ex. 36
	Farm Loan Programs Systems Home Page	Ex. 36
	Farm Loan Programs Systems Main Menu	Ex. 36
	Farm Loans Programs Data Mart Screen	Ex. 36
	Farm Visit Workflow Report Screen	Ex. 36
	FLP - Risk Assessment Screen	Ex. 36
	FSA Applications Screen	Ex. 36
	FSA Data Warehouse Home Page	Ex. 36
	FSA Data Warehouse Production Home Page	Ex. 36
	FSA Intranet Home Page	Ex. 36
	GLS Farm Loan Application Package List Screen	Ex. 36
	GLS Farm Loan Application Package View Screen	Ex. 36
	GLS Farm Service Agency Reports Screen	Ex. 36
	GLS FSA GLSAPP02 - Guaranteed Loan Applications Detail Screen	Ex. 36
	GLS Guaranteed Loan System & CBP Direct Loans and Grants Screen	Ex. 36
	GLS Guaranteed Loan System Screen	Ex. 36
	Graduation Review Monitoring Report Screen	Ex. 36
	Lending To Beginning Farmers and Ranchers - Goal 4 Screen	Ex. 36
	Limited Resource Review Monitoring Report Screen	Ex. 36

Menu and Screen Index (Continued)

Menu or Screen	Title	Reference
	Organization Updates Screen	444
	Outstanding Subordination Report Screen	Ex. 36
	Print Options Screen	Ex. 36
	Reduce 1st Year Delinquency Rate on New Loans by 25% Over 5 Years Screen	Ex. 36
	Reduce Average Processing Times for Direct Loans - Goal 2 Screen	Ex. 36
	Report Outline Screen	Ex. 36
	Search Criteria Screen	Ex. 36
	Service Center Review Scoring	Ex. 36
	Shared Workspace Pages/HomePage	Ex. 36
	Socially Disadvantaged Farmers and Ranchers - Goal 5 Screen	Ex. 36
	Subordination Request Report Screen	Ex. 36
	Year End Analysis Workflow Report Screen	Ex. 36

State Supplements

Subparagraph	State Supplement
3 C	Guidance on notary acknowledgement.
3 D	Guidance on signature requirements.
***	***
29 D	Establish method and standards for raising the loan approval authority limits for FLM's and SFLO's who routinely show a higher than average loanmaking proficiency. Note: This State supplement must be submitted for preapproval.
141 F	Guidance on the process to request: <ul style="list-style-type: none"> • chattel appraisal from a contract appraiser • real estate appraisal.
141 J	Establish the method and standard needed to obtain appraisal services.
162, Exhibit 21 164 A 165 166 167 168 171 F 166 B, 167 B, and 168 B	Guidance on: <ul style="list-style-type: none"> • PLCE transaction roles • fund availability • UCC filings and lien searches • noncontractuals • micropurchases • contractuals • emergency PLCE checks • document maintenance requirements.
242 A	<ul style="list-style-type: none"> • List of unit prices for all commodities produced in the State. • 3-year history of disaster declarations by: <ul style="list-style-type: none"> • county • type of disaster • incident period.

Note: SED's shall:

- issue State supplements according to 1-AS, paragraph 216
- obtain approval of State supplements according to 1-AS, paragraph 220.

Forms List

A General Information

*--This exhibit provides:

- information on forms that were renumbered or made obsolete as part of FLP Streamlining
- RD forms that are still used by FLP
- some forms, but is not all inclusive of forms used in FLP delivery.--*

See subparagraph:

- B for FmHA, FSA, and RD forms
- C for FmHA, FSA, and RD form and guide letters
- D for FmHA and RD Instruction exhibits
- E for items and publications
- F for a numerical list of new FSA forms
- G for a list of new handbook exhibits.

The following is applicable to this exhibit.

- The “Old Form Number” column provides the prefix and number used before December 31, 2007.
- The “New Form Number” column provides the prefix and number to be used after December 31, 2007.

Note: An asterisk (*) in the “New Number” column indicates the document will remain under the current number.

- The “Title” column provides the title of the document.

Note: This column provides the form’s title that will be used after December 31, 2007.

B Forms

The following lists * * * FmHA, FSA, and RD forms used for FLP delivery.

Old Form Number	New Form Number	Title	Date Made Obsolete
FmHA 021-1		Request for Procedure	8-29-01
RD 021-1		Request for Procedure	12-31-07
FmHA 021-46		Procedure Notice	12-31-07
FmHA 070-1		A Program to Recognize the Farm Family of the Year of the FHA, USDA	2-17-99
FmHA 102-1		Request for Check Delivery	12-31-07
FmHA 104-1		Public Information Transmittal and/or Receipt	4-16-99
RD 140-4	FSA-2071	Transmittal of Documents	
FmHA 160-3		Request for Travel Authorization or Amendment	12-31-07

Forms List (Continued)

B Forms (Continued)

Old Form Number	New Form Number	Title	Date Made Obsolete
FmHA 336		Continuation Sheet	12-31-07
FSA-386	FSA-2202	Certified Lender Sticker	
FSA-386-1	FSA-2203	Preferred Lender Sticker	
FmHA 400-1		Equal Opportunity Agreement	12-31-07
FmHA 400-3		Notice to Contractors and Applicants	7-26-04
FmHA 400-4		Assurance Agreement	7-26-04
FmHA 400-6		Compliance Statement	7-26-04
FmHA 400-7		Compliance Review for Recreational Loans to Associations (FHA Borrowers)	12-31-07
FmHA 400-8		Compliance Review	7-26-04
RD 402-1	FSA-2140	Deposit Agreement	
RD 402-2	FSA-2142	Statement of Deposits and Withdrawals	
FmHA 402-6		Termination of Interest in Supervised Bank Account	12-31-07
FmHA 403-1		Debt Adjustment Agreement	7-8-98
FmHA 404-1		Case Reclassification	11-10-99
FmHA 405-A1		Operating Type Loans Maturity Schedule	12-31-07
FmHA 410-07		Notification to Applicant on Use of Financial Information from Financial Institution	2-17-99
FSA 410-1	FSA-2001	Request for Direct Loan Assistance	
FmHA 410-8		Applicant Reference Letter	12-31-07
RD 410-9	FSA-2007	Statement Required by the Privacy Act	
FmHA 410-10		Privacy Act Statement to References	12-31-07
FmHA 426-1		Valuation of Building	12-31-07
RD 426-2	FSA-2320	Property Insurance Mortgage Clause	
FmHA 426-4		Notice of Expiration of Insurance	12-31-07
RD 426-6		Transmittal of Property Insurance Mortgage Clause	12-31-07
FmHA 431-1		Long-Time Farm and Home Plan	12-31-07
FmHA 431-2		Farm and Home Plan	12-31-07
FmHA 431-4		Business Analysis - Nonagricultural Enterprise	12-31-07

Forms List (Continued)

B Forms (Continued)

Old Form Number	New Form Number	Title	Date Made Obsolete
FmHA 432-1	FSA-2036	Farm Family Record Book	7-14-08
FmHA 432-1-, Supp 1		FHP Supplement 1 - Money Received	8-22-07
FmHA 432-1, Supp 2		FHP Supplement 2 - Expenses Paid	8-22-07
FmHA 432-1, Supp 3		FHP Supplement 3 - Expense Distribution Codes	8-22-07
FmHA 432-2		Five-Year Inventory Record	12-31-07
FmHA 432-10		Business and Family Record Book	12-31-07
FmHA 440-2		County Committee Certification or Recommendation	7-24-02
FSA-440-2		Eligibility certification or recommendation	12-31-07
FmHA 440-4		Security Agreement (Chattels and Crops)	9-9-03
FSA-440-4A	FSA-2028	Security Agreement	
FmHA 440-8		Notice of Check Delivery	12-31-07
FSA 440-9	FSA-2027	Supplementary Payment Agreement	
RD 440-11		Estimate of Funds Needed For 3- Day Period Commencing	12-31-07
FmHA 440-12		Acknowledgement of Payment for Recording, Lien, Search, and Releasing Fees	12-31-07
RD 440-13	FSA-2360	Report of Lien Search	
FmHA 440-15		Security Agreement (Insured Loans to Individuals)	12-31-07
FmHA 440-21		Appraisal of Chattel Property	12-31-07
FSA 440-21	FSA-2160	Appraisal of Chattel Property	
RD 440-22		Promissory Note (Association or Organization)	12-31-07
FSA-440-25		Financing Statement	12-31-07
FmHA 440-A25		Financing Statement (Carbon-Interleaved)	12-31-07
FSA 440-26	FSA-2317	Consent and Subordination Agreement	
FmHA 440-29		Semiannual Labor Compliance Report	12-31-07

Forms List (Continued)

B Forms (Continued)

Old Form Number	New Form Number	Title	Date Made Obsolete
FmHA 440-32		Request for Statement of Debts and Collateral	2-17-99
FSA-440-32	FSA-2015	Verification of Debts and Assets	
FmHA 440-34		Option to Purchase Real Property	12-31-07
FmHA 440-35		Acceptance of Option	11-17-03
FmHA 440-45		Nondiscrimination Certificate (Individual Housing)	12-31-07
FmHA 440-47		Statement of Account	12-31-07
RD 440-57A		Supplemental Installment Information	10-14-88
FmHA 440-58		Estimate of Settlement Costs	12-31-07
FSA 441-5	FSA-2361	*--Subordination to the Government--*	
FSA 441-8	FSA-2041	Assignment of Proceeds from the Sale of Products	
FmHA 441-10		Nondisturbance Agreement	12-31-07
RD 441-12	FSA-2318	Agreement for Disposition of Jointly Owned Property	
FmHA 441-13		Division of Income and Nondisturbance Agreement	12-31-07
FmHA 441-17		Certification of Obligation to Landlord	12-31-07
FSA 441-18	FSA-2042	Consent to Payment of Proceeds from Sale of Products	
FSA-441-25	FSA-2043	Assignment of Proceeds from the Sale of Dairy Products and Release of Security Interest	
RD 442-2		Statement of Budget, Income and Equity	7-26-04
RD 442-3		Balance Sheet	7-26-04
RD 442-4		District Directors Report	7-26-04
RD 442-7		Operating Budget	7-26-04
RD 442-20		Right of way easement	12-31-07
RD 442-21		Right of way certificate	12-31-07
RD 442-22		Opinion of Counsel relative to rights of way	12-31-07
RD 443-16	FSA-2044	Assignment of Income from Real Estate Security	
FmHA 443-17		Agreement to sell nonessential real estate	12-31-07

Forms List (Continued)

B Forms (Continued)

Old Form Number	New Form Number	Title	Date Made Obsolete
FmHA 449-23		Guaranteed Loan Evaluation Farmer Programs	12-31-07
RD 449-30	FSA-2254	Guaranteed Loan Report of Loss	
FSA-449-34	*--FSA-2235--*	Loan Note Guarantee	
FmHA 449-36		Assignment Guarantee Agreement	7-26-04
RD 450-5	FSA-2495	Application to Move Security Property and Verification of Address	
RD 450-6		Notice of Transmittal of Form RD-450-5	12-31-07
FmHA 450-7		Address Inquiry	4-16-99
FmHA 450-10		Advice of Borrower's Change of Address, Name, Case Number, or Loan Number	12-31-07
RD 450-12		Bill of Sale (Transfer by Withdrawing Member)	7-8-98
FmHA 450-13		Request for Assignment of Income from Trust Property	12-31-07
FmHA 451-1		Acknowledgement of Cash Payment	12-31-07
RD 451-1		Acknowledgement of Cash Payment	7-8-98
FmHA 451-2		Schedule of Remittances	12-31-07
FmHA 451-3		Reminder of Payment to be Made	12-31-07
FmHA 451-8		Journal voucher for loan account adjustments	12-31-07
FSA 451-10	FSA-2560	Request for Statement of Account	
FSA 451-11	FSA-2561	Statement of Account	
FSA 451-18	FSA-2434	Consent and Release of Interest of United States (Farm Ownership Loans)	4-30-18
FmHA 451-26		Transaction Record	12-31-07
FmHA 451-27		Review of Collection --Only Accounts	12-31-07

Forms List (Continued)

B Forms (Continued)

Old Form Number	New Form Number	Title	Date Made Obsolete
RD 455-1 RD 455-22 RD 1955-2	FSA-2550	Report of Problem Case (Request for Foreclosure/Legal Action)	
FSA 455-2	FSA-2551	Evidence of Conversion, Fraud or Waste (Request for Lack of Good Faith Determination/Legal Action)	
FmHA 455-3		Agreement for Sale by Borrower (Chattels and/or Real Estate)	12-31-07
FmHA 455-4	FSA-2571	Agreement for Voluntary Liquidation of Chattel Security (Generic Version)	
FmHA 455-5	FSA-2572	Agreement of Secured Parties of Sale of Security Property	
FSA 455-11	FSA-2070	Bill of Sale "B" (Sale by Private Party)	
FmHA 455-12		Bill of Sale "C" (Sale Through Government as Liquidating Agent)	12-31-07
FSA 455-17	FSA-2490	Report on Deceased Borrower	
FmHA 455-21		Notice of Acceleration and Demand for Payment	7-8-98
RD 455-1 RD 455-22 RD 1955-2	FSA-2550	Report of Problem Case (Request for Foreclosure/Legal Action)	
FmHA 460-1		Partial Release	2-13-02
RD 460-1	FSA-2470	Partial Release	
FSA 460-2	FSA-2455	Subordination by the Government	
RDA 460-4	FSA-2433	Satisfaction of Lien	
FmHA 460-5		Assumption Agreement	7-26-04
FSA 460-8	4-FLP, Exhibit 27	Notice of Termination of Security Interest in Farm Products	
FmHA 460-9		Assumption Agreement	12-23-96
FmHA 460-10		New Promise to Pay	12-31-07

Forms List (Continued)

B Forms (Continued)

Old Form Number	New Form Number	Title	Date Made Obsolete
FSA 462-4	FSA-2465	Assignment, Acceptance, and Release (Wool and Mohair)	
FmHA 462-7 (State)		Continuation Statement (Generic Version)	12-31-07
FSA 462-11	4-FLP, Exhibit 28	Request for Continuation Statement Filing Fee	
FmHA 462-12		Statements of Continuation, Partial Release, Assignment, Etc.	12-31-07
FmHA 462-12 (State)		Continuation of Termination Statement	12-31-07
FmHA 462-14		Change in List of Farmers Home Administration Borrowers Note: Reinstated as Exhibit 30 to 4-FLP.	5-18-04
RD 465-1	FSA-2060	Application for Partial Release, Subordination, or Consent	
RD 465-5	FSA-2476	Transfer of Real Estate Security	
FmHA 465-12 (State)		Quitclaim Deed	12-31-07
FSA-580	FSA-2580	Primary and preservation Loan Servicing Checklist	
FSA-581	FSA-2581	Review data for inequitable treatment	
FmHA 838-B		Invoice - Receipt Certification	12-31-07
FSA-838-C	FSA-2171	Substitute Invoice	
FSA-839	FSA-2172	Request for Emergency Payment	
FSA-845	FSA-2173	Foundation Financial information System (FFIS) Vendor Code Request	
FmHA 1007		Square Foot Appraisal Form	12-31-07
FmHA 1900-1		Request for Appeal of Adverse Action	7-8-98
FmHA 1902-7		Financial Institution Summary For CBS	7-8-98
FmHA 1905-1		Management System Card-Individual	12-31-07
FmHA 1905-4		Application and Processing Card--Individual	12-31-07
RD 1905-12		Monthly Expirations	12-31-07

Forms List (Continued)

B Forms (Continued)

Old Form Number	New Form Number	Title	Date Made Obsolete
RD 1910-5	FSA-2014	Verification of Income	
FmHA 1910-11		Applicant Certificate Federal Collection Policies For Consumer or Commercial Debts	9-9-03
FmHA 1922-1		Appraisal Report - Farm Tract	10-99
FSA-1922-1 & Addendum	FSA-2161	Appraisal Report - Agricultural Tract	
FmHA 1922-2		Supplemental Report-Irrigation Drainage, Levee, and Mineral	10-99
FmHA 1922-3 & L3		Map of Property	4-12-00
FmHA 1922-4		Township Plate Map	4-12-00
FmHA 1922-5		Appraisal Review Note: Reinstated as FSA-2166.	1-9-04
FmHA 1922-6		Multiple Township Plat Map	4-12-00
FmHA 1922-8		Uniform Residential Appraisal report	4-12-00
FSA 1922-9	FSA-2162	Real Estate Sales Data	
FSA 1922-10	FSA-2163	Supplemental Forms-Agricultural Appraisal	
FSA 1922-11	FSA-2164	Appraisal for Mineral Rights	
RD 1922-12		Nonfarm Tract Comparable Sales Data	12-31-07
RD 1922-14		Residential appraisal review for SFH	1-9-04
***	***	***	
FSA 1922-16	FSA-2165	Administrative Appraisal Review	
FSA-1922-17		Appraisal certification program semiannual report	6-17-08
RD 1924-1	FSA-2150	Development Plan	
FmHA 1924-2		Description of Materials	12-31-07
FmHA 1924-3		Service Building Specifications	12-31-07
FmHA 1924-5		Invitation for Bid (Construction Contract)	12-31-07
FmHA 1924-6		Construction Contract	12-31-07
FmHA 1924-7		Contract Change Order	12-31-07
FmHA 1924-9		Release by Contractor Note: Reinstated as FSA-2154.	7-26-04
RD 1924-10	FSA-2153	Release by Claimants	

Forms List (Continued)

B Forms (Continued)

Old Form Number	New Form Number	Title	Date Made Obsolete
FmHA 1924-11		Statement of Labor Performed	12-31-07
FmHA 1924-12		Inspection Report	12-31-07
FmHA 1924-13		Estimate and Certificate of Actual Cost	12-31-07
FmHA 1924-16		Record of Pre-Construction Conference	12-31-07
FmHA 1924-18		Partial Payment Estimate	12-31-07
FmHA 1924-19		Builder's Warranty	12-31-07
FmHA 1924-21		Notice of Expiration of First Year of Warranty	12-31-07
FSA 1924-22	FSA-2376	Borrower Training Course Evaluation	
FSA 1924-23	FSA-2371	Agreement to Complete Training	
FSA 1924-24	FSA-2375	Agreement to Conduct Production and Financial Management Training for FmHA Borrowers	
FmHA 1924-25		Plan Certification	12-31-07
FmHA 1924-26		Cost Certification Worksheet	12-31-07
FSA 1924-27	FSA-2370	Request for Waiver of Borrower Training Requirements	
FSA 1927-1D FSA 1927-1M	FSA-2029-D FSA-2029-M	Real Estate Mortgage or Deed of Trust	
FmHA 1927-2		Transmittal of Form FmHA 1927-19/1927-20	12-11-96
RD 1927-4	FSA-2343	Transmittal of Title Information	
RD 1927-5	FSA-2351	Certification of Improvement of Property	
RD 1927-8	FSA-2319	Agreement With Prior Lienholder	
RD 1927-9	FSA-2344	Preliminary Title Opinion	
RD 1927-10	FSA-2352	Final Title Opinion	
FmHA 1927-11 (State)	FSA-2569	Warranty Deed (Generic Version)	
FmHA 1927-12 (State)		Warranty Deed (Generic Version)	12-31-07
RD 1927-15	FSA-2350	Loan Closing Instruction	
FmHA 1927-16		Notification of Loan Closing	7-8-98
RD 1927-19	FSA-2341	Certification of Attorney	
RD 1927-20	FSA-2342	Certification of Title Insurance Company	

Forms List (Continued)

B Forms (Continued)

Old Form Number	New Form Number	Title	Date Made Obsolete
FmHA 1940-1		Request for Obligation of Funds	6-21-05
FSA-1940-1	FSA-2313	Notification of Loan Approval	
	FSA-2025	Notification of Approval, Terms and Conditions and Borrower Responsibilities	
FSA-1940-3	FSA-2231	Request for Obligation of Funds Guaranteed Loans	
RD 1940-10	FSA-2072	Cancellation of U.S. Treasury Check and/or Obligation	
FSA 1940-17	FSA-2026	Promissory Note	
FmHA 1940-18		Promissory Note for Softwood Timber Loans	12-31-07
RD 1940-20	(*)	Request for Environmental Information	*--8-3-16--*
RD 1940-21	(*)	Environmental assessment for Class I Action	*--8-3-16--*
RD 1940-22	(*)	Environmental Checklist for Categorical Exclusions	*--8-3-16--*
FSA 1940-38	FSA-2310	Request for Lender's Verification of Loan Application	
FmHA 1940-39		Declaration of Registrant	7-31-96
FSA-1940-40		Quarterly Declaration of Registrant	7-31-96
FmHA 1940-41		Truth in Lending Disclosure Statement	12-31-07
FmHA 1940-51		Crop-Share-Cash Farm Lease	12-31-07
FmHA 1940-53		Cash Farm Lease	12-31-07
FmHA 1940-55		Livestock-Share-Farm Lease	12-31-07
FmHA 1940-56		Annual Supplement to Farm Lease	12-31-07
RD 1940-59		Settlement Statement	12-31-07
FmHA 1941-1		Criteria for Continuing Assistance to Delinquent Borrowers	12-31-07
FmHA 1942-9		Loan Resolution Security Agreement	7-26-04
RD 1942-14		Association Project Fund Analysis	3-19-03
RD 1942-46		Letter of Intent to Meet Conditions	7-26-04
FmHA 1943-2		Small Farmer Outreach Training and Technical Assistance Program (Evaluation)	7-26-04
RD 1944-3		Budget And/Or Financial Statement	12-31-07

Forms List (Continued)

B Forms (Continued)

Old Form Number	New Form Number	Title	Date Made Obsolete
FmHA 1945-15		Value Determination Worksheet (EM Loans Only)	9-25-02
FSA 1945-22	FSA-2309	Certification of Disaster Losses	
FSA 1945-26	FSA-2311	Calculation of Actual Losses	
FmHA 1945-27		Report of Natural Disaster	12-31-07
FmHA 1945-29		ASCS Verification of Farm Acreage's, Production and Benefits	2-14-02
FmHA 1950-8		Double Post Card	7-8-98
RD 1951-6	FSA-2562	Borrower Account Description Flag	
FmHA 1951-7	FSA-2429	Request For Change In Application	
RD 1951-9	FSA-2065	Annual Statement of Loan Account	
FmHA 1951-12		Correction of Loan Account	12-31-07
FmHA 1951-13		Change in Interest Rate	12-31-07
FmHA 1951-14		Debt Set-Aside	7-8-98
FmHA 1951-14A		Full Debt Set-Aside Installment Information	7-8-98
RD 1951-15		Community Programs Assumption Agreement	7-26-04
FmHA 1951-16		Detail Report of Administrative Offsets	5-04
RD 1951-17		Consolidated Report of Administrative Offset	7-26-04
FmHA 1951-24		Result of Borrower Graduation Review	7-26-04
FmHA 1951-33		Reamortization Request	7-26-04
FmHA 1951-34		Direct Payment Plan Change	7-8-98
FSA 1951-39	FSA-2535	Conservation Contract	
FmHA 1951-39A		Grant of Easement	3-14-97
FmHA 1951-43		Adjustment of Accounts Referred for IRS Offset	9-14-01
FmHA 1951-44		Annual Review of District/County Collection /activities Concentration Banking System	10-28-03
FmHA 1951-46		Concentration Banking Uncollectible Item	10-28-03
FmHA 1951-47	FSA-2597	Farmer Programs-Noncash Credit for Purchase of Easement Rights	
FmHA 1951-48		Concentration Banking Daily Activity Report	10-28-03
FmHA 1951-49		Register Of Collections	12-31-07

Forms List (Continued)

B Forms (Continued)

Old Form Number	New Form Number	Title	Date Made Obsolete
FmHA 1951-54		Multiple Family Housing Annual Statement of Loan Account	12-31-07
FmHA 1951-57		Request for loan summary statement	12-31-07
FmHA 1951-58		Basis for Loan Account Payment Application for Farmer Programs Loans	12-31-07
FmHA 1951-60		Field Office Remittance Reconciliation Report	12-31-07
RD 1951-61	FSA-2445	Control of Problem Case Correspondence	
RD 1951-62	FSA-2446	Explanation of Problem Case	
FmHA 1951-63		Delinquency Audit Worksheet	12-31-07
RD 1955-1	FSA-2570	Offer to Convey Security	
RD 1955-2, FmHA 455-1, FmHA 455-22	FSA-2550	Report of Problem Case (Request for Foreclosure/Legal Action)	
FmHA 1955-3	FSA-2587	Advice of Property Acquired	
FmHA 1955-3A	FSA-2588	Acquired Property-Maintenance	
FmHA 1955-20	FSA-2591	Lease of Real Property	
FmHA 1955-40		Notice of Real Property For Sale	12-31-07
RD 1955-41	5-FLP, Exhibit 70	Notice of Sale	
FmHA 1955-42		Open Real Property Master Listing Agreement	12-31-07
FmHA 1955-45	FSA-2593	Standard Sales Contract - Sale of Real Property By The US	
RD 1955-46	FSA-2592	Invitation Bid and Acceptance-Sale of Real Property by the US	

Forms List (Continued)

B Forms (Continued)

Old Form Number	New Form Number	Title	Date Made Obsolete
RD 1955-47	FSA-2596	Bill of Sale "A" (Sale of Government Property)	
RD 1955-49	FSA-2595	Quitclaim Deed	
FmHA 1955-50	FSA-2594	Advice of Inventory Property Sold	
FmHA 1955-62		Request for Contract Services for Custodial/Inventory Property or Program Services	12-31-07
*--RD 1956-1	FSA-2732	Debt Settlement Application (RD-1956-1 Application for Settlement of Indebtedness)	
FSA-1956-10	FSA-2733	Review, Certification and Recommendation on Debt Settlement Application	
FSA-1956-20	FSA-2720	Checklist for Currently Not Collectible Debt	
FSA-1956-21	FSA-2721	List of Currently Not Collectible (CNC) Debts Eligible to Be Referred to Treasury for Cross-Servicing	
FSA-1956-22	FSA-2722	Update to TOP and Cross-Servicing Information--*	
FmHA 1960-12		Financial and Production Farm Analysis Summary	12-31-07
FSA 1962-1	FSA-2040	Agreement For the Use of Proceeds/Release of Chattel Security	
FSA 1962-3	4-FLP, Exhibit 29	List of FmHA Borrowers	
FSA 1962-9	FSA-2450	Temporary Amendment of Consent to Payment of Proceeds From Sale of Farm Products	
RD 1962-20	FSA-2576	Notice of Judgment	
FSA-1962-21 and 1962-21A	FSA-2574	Confirmed reorganization plan worksheet and cancellation of unsecured debt	
RD 1965-8	FSA-2080	Release From Personal Liability	
FmHA 1965-11		Accelerated Repayment Agreement	12-31-07
FSA-1965-13	FSA-2489	Assumption Agreement (Farm Loan Programs)	
RD 1965-14		Proof of Claim of the United States of America (Individual)	12-31-07
FmHA 1965-15		Assumption Agreement	12-23-96

Forms List (Continued)

B Forms (Continued)

Old Form Number	New Form Number	Title	Date Made Obsolete
FSA-1980-01	FSA-2291	Lenders Processing Checklist	
FSA-1980-02	FSA-2292	Guaranteed Loan Processing Checklist	
FSA-1980-03	FSA-2293	Annual File Review Checklist for SEL and CLP Lenders	
FSA-1980-04		Annual File Review Checklist for PLP Lenders	12-31-07
FSA-1980-05	*--FSA-2294--*	Debt Writedown Review Checklist	
FSA-1980-06	FSA-2295	Guaranteed Estimated Loss Review Checklist for SEL and CLP Lenders	
FmHA 1980-07		Notification of Transfer and Assumption of a Guaranteed Loan	7-26-04
FSA-1980-07	FSA-2296	Guaranteed Loan Final Loss Review Checklist	
FSA 1980-15	FSA-2232	Conditional Commitment	6-8-07
RD 1980-19	FSA-2236	Guaranteed Loan Closing Report	
FSA-1980-22	FSA-2233	Lender Certification	
FSA-1980-24	FSA-2222	Request for Interest Assistance Payment	6-8-07
FSA-1980-25	FSA-2211	Application for Guarantee	
FSA-1980-26	FSA-2261	Report On Collection Activities On Liquidation Accounts	
FSA-1980-27	FSA-2235	Loan Guarantee	
FSA-1980-28	FSA-2212	Preferred Lender Application for Guarantee	

Forms List (Continued)

B Forms (Continued)

Old Form Number	New Form Number	Title	Date Made Obsolete
FSA-1980-36	FSA-2242	Assignment of Guarantee	
FSA-1980-37	FSA-2250	FSA Purchase of a Guaranteed Loan Portion	
FSA-1980-38	FSA-2201	Lenders Agreement	
FmHA 1980-40		Reverse A Report of Liquidation Expense	3-19-99
FSA-1980-41	FSA-2241	Guaranteed Farm Loan Status Report	
FSA-1980-42	FSA-2243	Notice of Substitution of Lender	
RD 1980-43	FSA-2251	Lender's Guaranteed Loan Payment To USDA	
FSA 1980-44	FSA-2248	Guaranteed Loan Borrower Default Status	
RD 1980-45	FSA-2262	Notice of Liquidation Responsibility	
FmHA 1980-46		Report of Liquidation Expense	7-26-04
RD 1980-47	FSA-2247	Guaranteed Loan Borrower Adjustments	
FSA-1980-48	FSA-2249	Request for Restructuring Guaranteed Loans	
FSA-1980-49	FSA-2244	Guaranteed Loan Status Adjustment	
FmHA 1980-50		Add, Delete, or Change Guaranteed Loan Borrower Information	4-16-99
FmHA 1980-51		Add, Change or Delete Guaranteed Loan Record	7-26-04
FmHA 1980-52		Report Request	7-26-04
FmHA 1980-56		Guaranteed Loan Borrower Deferment	7-26-04
FmHA 1980-57		Reverse Guaranteed Loan Borrower Deferment	7-26-04
FmHA 1980-58		Interest Rate Buydown Agreement	7-26-04
FmHA 1980-59		Quarterly Delinquent/Problem Loan Report	10-29-97
FSA 1980-64	FSA-2221	Interest Assistance Agreement (Farmer Programs)	6-8-07
FmHA 1980-74		Application for Loan and Guarantee-Agricultural Resources Conservation Demonstration Program	12-31-07
FmHA 1980-75		Conditional Commitment for Guarantee-Agriculture Resource Conservation Demonstration Program	12-31-07
FmHA 1980-76		Lender's Agreement-Agricultural Resources Conservation Demonstration Program	12-31-07
FmHA 1980-77		Loan Note Guarantee-Agricultural Resource Conservation Demonstration Program	12-31-07
FmHA 1980-78		Interest Assistance Agreement -Agricultural Resource Conservation Demonstration Program	12-31-07

Forms List (Continued)

B Forms (Continued)

Old Form Number	New Form Number	Title	Date Made Obsolete
FmHA 1980-83		Request for Waiver of Borrower Training Requirements for Guaranteed Loan Applications	3-19-99
FmHA 1980-84		Modification of New Contract Relating to Farm Credit Programs Guaranteed loan/line of credit	2-17-99
FSA-1980-84	FSA-2245	Modification of Loan Guarantee	
FmHA 1980-85		Modification of Existing Contract Relating to Farm Credit Program Guaranteed loan/line of credit	3-19-99
FSA-1980-86	FSA-2246	Notification of Transfer and Assumption of a Guaranteed Loan	
FSA-1980-88	FSA-2252	Farm Loan Programs Guaranteed Writedown Worksheet	
FSA-1980-89	FSA-2253	Shared Appreciation Agreement for Guaranteed Loans	
RD 1992-6	FSA-2585	Acquisition or Abandonment of Secured Property	
FSA-2006-3		Instruction and Form Justification	12-31-07
FmHA 2006-8		Procedure Notice Material	12-31-07
FSA 2006-9		Notice of Visit or Meeting	12-31-07
FmHA 2006-10		State Annual Planning Calendar	2-2-00
RD 2006-10		State Annual Planning Calendar	12-22-99
FmHA 2006-11		County Office Operating Report	12-31-07
FmHA 2006-12		County Office Operating Report Tally Sheet	12-31/07
RD 2006-15	(*)	Request for Automation	
FmHA 2006-16		Report of PRA Office Review	4-30-96
FmHA 2006-20		Classification of Farmer Program Borrower Account	4-12-00
FSA-2006-20		Classification of Farmer Program Borrower Account	12-31-07
FmHA 2006-21	(*)	Information Systems Management (ISM) Request for Changes to User Documentation	
FmHA 2006-23		State Evaluation Review Guide for District Office	4-30-96
FmHA 2006-24		State Evaluation Review Guide for County Offices	4-30-96
RD 2006-25		Production Problem Report	12-31-07

Forms List (Continued)

B Forms (Continued)

Old Form Number	New Form Number	Title	Date Made Obsolete
RD 2006-38		Civil Rights Impact Analysis Certification	7-8-98
RD 2021-6	FSA-2125	Farm Loan Programs - County Information File Changes	
FmHA 2027-3		Request and Justification for Reproduction Equipment	12-11-96
RD 2030-6		Record of telephone call or office visit	12-31-07
RD 2033-3		Correspondence Charge and Routing Slip	7-8-98
FmHA 2033-5		Request for Future Delivery of File(s) and/or Establishing a Follow-up	2-17-99
FmHA 2033-6		File Cover Sheet-Restricted (For Official Use only)	4-9-97
RD 2036-1		Travel Record	9-27-00
FmHA 2039-1		Request for Authorization to Incur Transfer Expense	5-8-96
FmHA 2039-4		Service Agreement	5-8-96
FmHA 2051-1		Application for Change in Tour of Duty	12-31-07
FmHA 2051-5		Record of FLSA Travel Time	7-8-98
FmHA 2054-1		Letter to Nominees	7-8-98
FmHA 2054-2		Letter to Elected County Committee Member	7-8-98
FmHA 2054-3		County Committee Membership Record	7-8-98
FmHA 2054-4		Separation Notice to County/Area Committee Members	7-8-98
FmHA 2054-5		Nominating Petition	7-8-98
FmHA 2054-6		Mileage Certification for County Committee Member	7-8-98
FmHA 2054-7		Record of County/Area Committee Meeting	7-8-98

Forms List (Continued)

B Forms (Continued)

Old Form Number	New Form Number	Title	Date Made Obsolete
FmHA 2057-9		Executive-Management-Supervisory (E-M-S) Individual Development Plan	7-8-98
RD 2057-10		Executive-Management-Supervisory (E-M-S) Individual Development Planning Report	7-8-98
RD 2057-11		Individual Development Plan ADP Coordinator/ADPC Assistant	7-8-98
FmHA 2057-13		Individual Development Plan	7-8-98
***	***	***	
FSA-2037	(*)	Farm Business Plan Worksheet, Balance Sheet	
FSA-2038	(*)	Farm Business Plan, Projected Income and Expenses	
FSA-2039	(*)	Farm Business Plan Worksheet - Summary of Year's Business	
FSA-2101	(*)	DD FLP Oversight Report Guide	
FSA-2102		Report and Summary Schedule for DD FLP Oversight Reviews	12-31-07
FSA-2103	(*)	Direct loan making file review questionnaire	
FSA-2104	(*)	Guaranteed loan making file review questionnaire	
FSA-2105		Routine Direct loan servicing of current borrowers file review questionnaire	3-3-06
FSA-2106		Guaranteed loan servicing file review questionnaire	3-6-06
FSA-2107		Collection and resolution of direct FLP debts file review questionnaire	3-6-06
FSA-2108		Guaranteed loan loss claims file review questionnaire	3-6-06
FSA-2109		Farm inventory property file review questionnaire	6-8-04

Forms List (Continued)

B Forms (Continued)

Old Form Number	New Form Number	Title	Date Made Obsolete
FSA-2110		State Office FLP Management File Review Questionnaire	3-6-06
FSA-2111		State Office Civil Rights FLP File Review Questionnaire	3-6-06
FSA-2112		Service Center FLP Management Review Questionnaire Direct Loans	3-6-06
FSA-2113		Service Center FLP Management Review Questionnaire Guaranteed Loans	3-6-06
FSA-2114		Service Center FLP Civil Rights File Review Questionnaire	3-6-06
FSA-2115		Service Center FLP Civil Rights File Review Worksheet	6-6-06
FSA-2116		Financial Data Input Form for Direct Loans	12-6-04
FSA-2117		Financial Data Input Form for Guaranteed Loans	12-6-04
FSA-2118		Lo-Doc Direct Loanmaking File Review Questionnaire	3-24-04
FSA-2119	(*)	Delinquent Borrower Servicing File Review Questionnaire	
FSA-2120		Disaster Set-Aside (1951-T) File Review Questionnaire	1-9-04
FSA-2121		Guaranteed Loan Restructuring File Review Questionnaire	3-6-06
FSA-2122		Seriously Delinquent Borrower Servicing File Review Questionnaire	3-6-06
	FSA-2123	Farm Loan Programs Testing Certification	*--3-10-17--*
	FSA-2126	Program Loan Cost Expense (PLCE) Request	
	FSA-2129	Microloan Making File Review Questionnaire	
FSA-2130		Farm Loan Programs Training Report	3-24-04
FSA-2131		Registration for Farm Loan Programs (FLP) Orientation and/or CFAT	3-24-04

Forms List (Continued)

B Forms (Continued)

Old Form Number	New Form Number	Title	Date Made Obsolete
FSA-2300	FSA-2303	Notice of Farm Loan Programs Application Received	
FSA-2301	(*)	Youth Loan Application	
--FSA-2308		Notice of Eligibility for FSA Assistance	11-6-20--
	FSA-2425	Request to Cancel Undisbursed Loan Funds	
FSA-2620	(*)	Indian Tribal Land Acquisition Program Loan Application	
FSA-2621	(*)	Indian Tribal Land Acquisition Program Tribal Council Resolution and Certification	
FSA-2622	(*)	Indian Land Acquisition Program Assignment of Tribal Income and Funds	
FSA-2623	(*)	Indian Tribal Land Acquisition Program Subordination Agreement	
FSA-2648	(*)	Civil Rights Compliance Review	
FSA-2651	(*)	Request for Special Apple Loan Program Assistance	
FSA-2652	(*)	Special Apple Program Promissory Note and Security Agreement	
FSA-2661	(*)	Request for Emergency Loan for Seed Producers Program Assistance	
FSA-2662	(*)	Emergency Loans for Speed Producers Promissory Note and Security	
FSA-2663	(*)	Subordination Agreement in Favor of the Government Emergency Loans for Seed Producers	
FSA-2664	(*)	Emergency Loans for Seed Producers Program Notice of Claim Assignment	
FSA-2670	(*)	Horse Breeder Loan Program Promissory Note	
FSA-2680	(*)	Letter of Interest	
FSA-2681	(*)	Loan Payment Guarantee Agreement and Contract Modification	
FSA-2683		Request for Land Contract Guarantee Assistance	

Forms List (Continued)

C Form and Guide Letters

The following lists all FmHA, FSA, and RD form or guide letters used for FLP delivery.

Notes: Forms and guide letters that will be used after December 31, 2007, have been converted to either a form or exhibit to the appropriate handbook.

The “Old Number” column provides the prefix and number of the form or guide letter used before December 31, 2007.

The “New Number” column provides the form or handbook and exhibit number.

The “Title” column provides the title of the document.

An asterisk (*) in the “New Number” column indicates the form or guide letter will remain under the current number.

Old Number	New Number	Title	Date Made Obsolete
FmHA FL 1902-06		Letter to Financial institution	12-31-07
FmHA FL 1902-A-2	FSA-2144	Designated Financial Institution’s Collateral Pledge	
FmHA FL 1940-G-1		Notification of Exhibit M Requirements	*--11-4-16--*
FmHA FL 1941-A-1		Advice to Borrower of Financial Condition	3-24-97
FmHA FL 1941-A-2		Conditional Commitment to Provide Special Operating Loan Assistance to Beginning Farmer or Ranchers	3-24-97

Forms List (Continued)

C Form and Guide Letters (Continued)

Old Number	New Number	Title	Date Made Obsolete
FmHA FL 1951-5		Refund Request of Offset	*--6-3-15--*
FmHA FL 1951-6		Certification of Indebtedness of Debtors to Non-USDA Agencies	*--4-10-14--*
FmHA FL 1951-7		Notification of Salary Offset From Non-USDA Credit Agency	*--4-10-14--*
FmHA FL 1951-8		Request From Employee for Different Repayment Schedule	10-8-03
RD FL 1951-8		Employee's Notice to the Agency Requesting a Different Repayment Schedule	*--6-3-15--*
FmHA FL 1951-C-1		Administrative Offset Notice	10-20-00
*--RD FL 1951-C-1	FSA-2701	Notice of Intent to Collect by Administrative Offset	
RD FL 1951-C-2	FSA-2703	Notice of Debtor That Administrative Offset Has Been Exercised and Intent to Collect by Administrative Offset	
FmHA FL 1951-C-3		Administrative Offset Referral Letter	4-10-14
RD FL 1951-C-4	FSA-2710	Notification of Salary Offset (RD Guide Letter 1951-C-4)	
RD FL 1951-C-8	FSA-2711	Alternative Repayment Agreement for Federal Employee Salary Offset (RD Form Letter 1951-8)	
FmHA FL 1951-C-9		Borrowers Notification of IRS Offset Review	6-3-15--*
FmHA FL 1951-F-3		Letter Providing Borrower Prospectus Information	12-31-07
FmHA FL 1951-F-9		Letter to request permission to provide prospectus to other lenders	3-14-97

Forms List (Continued)

C Form and Guide Letters (Continued)

Old Number	New Number	Title	Date Made Obsolete
FmHA FL 1951-J-3		Notice to Non-program applicants of adverse decision and their review rights	12-31-07
FSA FL 1951-S-2		Shared Appreciation Agreement opportunity to Suspend payment	12-31-07
FmHA FL 1951-T-1	5-FLP, Exhibit 10	Notification of the Availability of the Disaster Set-Aside Program	
FSA FL 1951-T-2		Notice of opportunity for a second installment set-aside due to declared disaster or low commodity prices	PN 113
FmHA FL 1955-C-1		Letter to Advise Beginning Farmer or Rancher Applicants/Borrowers in the Special Operating Loan Assistance Loan Program of the Availability of Equipment in FmHA Inventory	12-31-07
FmHA FL 1992-1		Report of Total Cash Payments in Excess of \$10,000	11-13-96
FmHA FL 1992-2	5-FLP, Exhibit 66	Notification of Transmittal to the Internal Revenue Service (IRS)	
RD FL 1992-E-1		Report of Total Cash Payments in Excess of \$10,000	12-31-07
FmHA GL 1900-B-1		Notification of Further Appeal Rights	7-8-98
FmHA GL 1900-D-1		Notice of Relationship or Association with a Recipient of FmHA Assistance	7-8-98
FmHA GL 1900-D-2		Request to Review FmHA Assistance to an Employee, Relative or Associate	12-1-06
FmHA GL 1900-D-3		Requirements for FmHA Assistance to an Employee, Relative or Associate	12-1-06
FmHA GL 1900-D-4		Certification for FmHA Assistance to an Employee, Relative or Associate	12-1-06

Forms List (Continued)

C Form and Guide Letters (Continued)

Old Number	New Number	Title	Date Made Obsolete
FmHA GL 1910-A-1	FSA-2304	Notice of Incomplete Application	
FmHA GL 1910-A-2	FSA-2305	Second Notice of Incomplete Application	
FmHA GL 1910-A-3	FSA-2307	Notification of Complete Application	
FmHA GL 1924-B-1		County Supervisor Notification to Applicants and Borrowers About Limited Resource Loans	7-8-98
FmHA GL 1927-B-1		Request for Title Opinion and Legal Services	12-31-07
FmHA GL 1943-A-1	3-FLP, Exhibit 16	Memorandum of Understanding Between FSA and [Enter Name of State Beginning Farmer Program]	
FmHA GL 1951-1		Notification to Borrower of Eligibility of Loan Graduation Review	12-31-07
FmHA GL 1951-2		Final Notice to Borrower to Provide Current	12-31-07
FmHA GL 1951-3	4-FLP, Exhibit 24	Borrower Prospectus	
FmHA GL 1951-5		To Notify a Borrower to Refinance the FmHA Indebtedness	7-9-96
FmHA GL 1951-6		Notification of Consequences Should Borrower Fail to Respond or Refinance the FmHA Indebtedness	12-31-07
FmHA GL 1951-7		To Notify a Borrower That FmHA will Continue With Loan(s)	12-31-07
FmHA GL 1951-C-4		Notice of Intent to Employee About Salary Offset	5-28-03
RD GL 1951-C-4	(*)	Notice of Intent to Employee About Salary Offset	

Forms List (Continued)

C Form and Guide Letters (Continued)

Old Number	New Number	Title	Date Made Obsolete
FmHA GL 1951-F-5	4-FLP, Exhibit 25	Notice to Borrower to Refinance FSA Indebtedness	
FmHA GL 1951-F-8		Letter Reminding Borrowers of Graduation Requirement and OL and FO Time Restrictions	9-28-00
FSA GL 1951-F-8	4-FLP, Exhibit 21	Notice of Time Restrictions on Eligibility for OL and FO Programs and the Graduation to Commercial Credit Requirement	
FSA GL 1951-F-9	4-FLP, Exhibit 23	Request for Graduation Information	
FmHA GL 1951-J-1	5-FLP, Exhibit 40	Notice of Acceleration of Your Debt (Non- Program) to the Farm Service Agency (FSA) and Demand for Payment of That Debt	
FmHA GL 1951-J-2	5-FLP, Exhibit 41	Notice of Acceleration of Your Farm Service Agency (FSA) Account (Non-Program)	
FmHA GL 1951-J-3	4-FLP, Exhibit 51	Denial of Non-Program Assistance	
FSA GL 1951-S-1		Reminder to Borrowers of Shared Appreciation Obligation	12-31-07
FSA GL 1951-S-2	5-FLP, Exhibit 25	Shared Appreciation Reminder	

Forms List (Continued)

C Form and Guide Letters (Continued)

Old Number	New Number	Title	Date Made Obsolete
FmHA GL 1962-A-1	4-FLP, Exhibit 32	Initial Notification of 3 rd -Party Purchaser	
FmHA GL 1962-A-2		County Supervisor Notification to Purchaser of FmHA Security Property of Possible	12-31-07
FmHA GL 1962-A-3		Notification to Receivers of FmHA 1962-A-2 that No Action Will be Taken Against Them	12-31-07
FmHA GL 1962-A-4	4-FLP, Exhibit 33	SED Notification of 3 rd -Party Purchaser	
FmHA GL 1962-A-5	4-FLP, Exhibit 31	Notification of Unauthorized Use of Proceeds	
FmHA GL 1980-B-1		First Notification of Incomplete Farmer Programs Guaranteed Application	12-31-07
FmHA GL 1980-B-2		Second Notification of Incomplete Farmer Programs Application	12-31-07
FmHA GL 1980-B-3		Certification of Complete Application	12-31-07
FmHA GL 1980-B-4		Letter to Lenders for Collection Activity on Liquidated Accounts	12-31-07
FmHA GL 2006-K-1		Request for New or Modification to the AD HOC Reporting System	12-31-07

Forms List (Continued)

D Exhibits

The following lists all exhibits to FmHA or RD Instructions used for FLP delivery.

Notes: Exhibits to FmHA or RD Instructions that will be used after December 31, 2007, have been converted to either a form or Exhibit to the appropriate handbook.

The “Old Number” column provides the FmHA or RD Instruction number and Exhibit.

The “New Number” column provides the new number to be used after December 31, 2007.

The “Title” column provides the title of the document.

Old Number	New Number	Title	Date Made Obsolete
426.1, Exhibit A		Escrow Agreement, Real Property Insurance (to collect proceeds from insurance and redistribute to selected payees)	12-31-07
442.11, Exhibit B		Tribal Council Resolution	1-28-02
442.11, Exhibit C		Assignment of Tribal Income and Funds	1-28-02
442.11, Exhibit D		Subordination Agreement	1-28-02
442.11, Exhibit E		Project Summary (Loans to Indian Tribes and Tribal Corporations)	1-28-02
1901-E, Exhibit A		Memo RE Civil Rights Compliance Reviews completed	12-31-07
1901-E, Exhibit B		Memo RE: Summary Report of Civil Rights Compliance Reviews	12-31-07
1901-E, Exhibit C		Memo RE: FmHA Financed Contracts	12-31-07
1902-A, Exhibit B	FSA-2141	Interest-Bearing Deposit Agreement	

Forms List (Continued)

D Exhibits (Continued)

Old Number	New Number	Title	Date Made Obsolete
1910-A, Exhibit A	3-FLP, Exhibit 5	Information Needed to Submit An FSA Direct Loan Application	
1910-A, Exhibit B		Letter to Notify Socially Disadvantaged Applicants/Borrowers Regarding the Availability of Direct Farm Ownership (FO) Loans	12-31-07
1910-A, Exhibit C		Letter to Notify Applicant(s)/Borrower(s) of Their Responsibilities in Connection with FmHA Farmer Program Loans	12-31-07
1910-C, Exhibit A		Request for Commercial Credit Report	12-31-07
1922-A, Exhibit D		Farmers Home Administration Appraisal Certification Program , Semi-Annual Report	4-12-00
1924-B, Exhibit A		Letter to Borrower Regarding Releases of Farm Income to Pay Family Living and Farm Operating Expenses	12-31-07
1951-A, Exhibit B	4-FLP, Exhibit 20	Notice of Change in Interest Rate	
1951-D, Exhibit A	4-FLP, Exhibit 26	Notification of Payoff Amount	
1951-F, Exhibit A	4-FLP, Exhibit 22	Lender Agricultural Loan Underwriting Standards	
1951-L, Exhibit A	5-FLP, Exhibit 30	Initial Letter to Borrowers Who Received Unauthorized Assistance	
1951-L, Exhibit B	5-FLP, Exhibit 31	Letter to Borrowers Who Received Unauthorized Assistance - Final Determination	

Forms List (Continued)

D Exhibits (Continued)

Old Number	New Number	Title	Date Made Obsolete
1951-S, Exhibit A, Attachment 1	FSA-2510	Notice Of Availability Of Loan Servicing to Borrowers Who Are 90 Days Past Due	
1951-S, Exhibit A, Attachment 1	FSA-2512	Notice of Availability of Loan Servicing to Borrowers Who are Current, Financially Distressed, or Less Than 90 Days Past Due	
1951-S, Exhibit A, Attachment 2	FSA-2511	Borrower Response to Notice of the Availability of Loan Servicing - For Borrowers Who Received FSA-2510	
1951-S, Exhibit A, Attachment 2	FSA-2513	Borrower Response to Notice of the Availability of Loan Servicing - For Borrowers Who Received FSA-2512	
1951-S, Exhibit A, Attachment 3	FSA-2514	Notice of the availability of loan servicing to Borrowers Who Are in Non-Monetary Default	
1951-S, Exhibit A, Attachment 4	FSA-2515	Borrower Response to Notice of the Availability of Loan Servicing - For Borrowers Who Received FSA-2514	
1951-S, Exhibit A, Attachment 5 and 5A	FSA-2521	Denial of Primary Loan Servicing and Intent to Accelerate for Borrowers Who Received FSA-2510 or FSA-2514 and Applied for Servicing	
	FSA-2523	Denial of Primary Loan Servicing for Borrowers Who Received FSA-2512 and Applied for Servicing	
1951-S, Exhibit A, Attachment 6 and 6A	FSA-2522	Borrower Response To Denial Of Primary Loan Servicing And Intent To Accelerate For Borrowers Who Received FSA-2510 Or FSA-2514 And Applied For Servicing	
	FSA-2524	Borrower Response To Denial Of Primary Loan Servicing For Borrowers Who Received FSA-2512 And Applied For Servicing	

Forms List (Continued)

D Exhibits (Continued)

Old Number	New Number	Title	Date Made Obsolete
1951-S, Exhibit A, Attachment 9 and 9A	FSA-2525	Intent to Accelerate for Borrowers Who Received FSA-2510 or FSA-2514 and Did Not Apply for Servicing or Did Not Accept Servicing	
1951-S, Exhibit A, Attachment 10 and 10A	FSA-2526	Borrower Response To And Intent To Accelerate For Borrowers Who Received FSA-2510 Or FSA-2514 And Did Not Apply For Servicing Or Did Not Accept Servicing	
1951-S, Exhibit B	FSA-2519	Offer Of Primary Loan Servicing For *--Borrowers Who Received FSA-2512 And Applied For Servicing--*	
1951-S, Exhibit B, Attachment 1	FSA-2520	Acceptance Of Primary Loan Servicing For Borrowers Who Received FSA-2512 And Applied For Servicing	
1951-S, Exhibit C		Net Recovery Buyout Recapture Agreement (2 years)	12-31-07
1951-S, Exhibit C-1		Net Recovery Buyout Recapture Agreement (10 years)	12-31-07
1951-S, Exhibit D	FSA-2543	Shared Appreciation Agreement	
1951-S, Exhibit D-1	5-FLP, Exhibit 26	Calculation of Shared Appreciation Recapture	
1951-S, Exhibit D-2		Addendum to Agreement to Suspend Payment of Shared Appreciation	12-31-07

Forms List (Continued)

D Exhibits (Continued)

Old Number	New Number	Title	Date Made Obsolete
1951-S, Exhibit E		Notification of Adverse Decision for Primary Loan Servicing, Mediation or Meeting of Creditors and Other Options	12-31-07
1951-S, Exhibit E, Attachment 1		Borrower's Request for Meeting of Creditors and Acknowledgement	12-31-07
1951-S, Exhibit E, Attachment 2		Borrower's Request for Meeting of Creditors or to Negotiate the FSA Appraisal	12-31-07
1951-S, Exhibit F	FSA-2517	Offer of Primary Loan Servicing for Borrowers Who Received FSA-2510 or FSA-2514 and Applied for Servicing	
1951-S, Exhibit F, Attachment 2	FSA-2518	Acceptance of Primary Loan Servicing for Borrowers Who Received FSA-2510 or FSA-2514 and Applied for Servicing	
1951-S, Exhibit F, Attachment 3	FSA-2529	Negotiated Appraisal Agreement	
1951-S, Exhibit G, Attachment 1		Notice of Availability of Option to Reamortize Certain Loans Secured by Future Revenue Produced by Planting Softwood Timber	12-31-07
1951-S, Exhibit K	FSA-2537	Notification of Consideration for Homestead Protection	
1951-S, Exhibit K, Attachment 1	FSA-2538	Response to Notification of Consideration for Homestead Protection for Borrowers Who Received FSA-2537	
1951-S, Exhibit L	FSA-2539	Homestead Protection Program Agreement	
1951-S, Exhibit M	FSA-2540	Notice of the Availability of Homestead Protection - Post Acquisition	
1951-S, Exhibit P	FSA-2547	Shared Appreciation Agreement Recapture Reamortization	
1951-S, Exhibit P, Attachment 1	FSA-2548	Shared Appreciation Agreement Recapture Reamortization 2 nd Notice	

Forms List (Continued)

D Exhibits (Continued)

Old Number	New Number	Title	Date Made Obsolete
1951-T, Exhibit A	FSA-2501	Addendum to the Promissory Note or Assumption Agreement for the Disaster Set-Aside Program	
1955-A, Exhibit D	5-FLP, Exhibit 49	Notice of Acceleration of FLP Accounts Secured by Real Estate and/or Chattels in Cases Not Involving Bankruptcy	
1955-A, Exhibit E	5-FLP, Exhibit 50	Notice of Intent to Foreclose on Your Property Serving as Security for the United States of America and Acceleration of Your Loan Accounts	
1955-A, Exhibit E-1	5-FLP, Exhibit 51	Notice of Acceleration of Your Debt to the Farm Service Agency Based on Confirmed Bankruptcy Plan and Demand for Payment of That Debt	
1955-A, Exhibit F	5-FLP, Exhibit 44	Notice Advising of Potential for Referral to Treasury for Cross-Servicing and the Availability of Debt Settlement	
1955-A, Exhibit G	5-FLP, Exhibit 37	Worksheet for Accepting a Voluntary Conveyance of FLP Security Property Into Inventory	
1955-A, Exhibit G-1	5-FLP, Exhibit 60	Worksheet for Determining FLP Maximum Bid on Real Estate Property	
1955-B, Exhibit B	5-FLP, Exhibit 71	Notification of Tribe of Availability of Farm Property for Purchase	
1955-C, Exhibit A	5-FLP, Exhibit 78	Notice of Special Flood, Mudslide, or Earthquake Hazard Area	
1955-C, Exhibit E		Notice that inventory property bid has been accepted/not accepted for specific reason	12-31-07
1955-C, Exhibit I	5-FLP, Exhibit 74	Conservation Easement for Wetlands	

Forms List (Continued)

D Exhibits (Continued)

Old Number	New Number	Title	Date Made Obsolete
1962-A, Exhibit D	5-FLP, Exhibit 34	Notice to Borrower's Attorney Regarding Loan Servicing Options	
1962-A, Exhibit D-1		Notice to Borrower Regarding Loan Service Options (B/no longer under the jurisdiction of Bankruptcy)	12-31-07
1965-A, Exhibit B		Notification of Other Lienholders Intent to Foreclose	12-31-07
1965-A, Exhibit D		Equity Recapture Agreement (RH loan when liquidating the FP loans)	12-31-07
1980-B, Exhibit A, Attachment 1		FmHA Approved Lender Program Lender's Agreement for OL, FO, SW	2-17-99
1980-B, Exhibit A, Attachment 2		FmHA Approved Lender Program Lender's Agreement for OL Line of Credit Guarantee	2-17-99
1980-B, Exhibit A, Attachment 3		Request for Loan Note Guarantee under ALP Agreement Applicable to Loan Note Guarantee Cases	2-17-99
1980-B, Exhibit D, Attachment 1		Request for Interest Assistance	2-17-99
1980-B, Exhibit D, Attachment 2		Interest Assistance Worksheet/Needs Test	2-17-99
1980-B, Exhibit D, Attachment 3		Interest Assistance Information Letter	2-17-99

Forms List (Continued)

E Items and Publications

The following lists all FmHA and FSA items or publications used for FLP delivery.

Notes: The “Old Number” column provides the prefix and number of the item or publication before December 2007. If the item will be used after December 31, 2007, the new number and title are listed in the second and third column, respectively.

Items that will continue to be used after December 31, 2007, may be obtained from MSD Warehouse. To request items or publications, complete FSA-159, available at <http://intranet.fsa.usda.gov/dam/ffasforms/forms.html>, and submit by 1 of the following methods:

- FAX to 816-823-4740 or 816-823-4741
- e-mail to **ra.mokansasc2.kcasbwhse**
- mail to:

USDA/FSA/Kansas City Warehouse
*--2312 East Bannister Road
Kansas City MO 64131-3011.--*

Old Number	New Number	Title	Date Made Obsolete
FmHA Item 219		Instruction for form FmHA 431-2	12-9-03
FmHA Item 221	FSA-2008	Recorded security instrument envelope, 9x12” with 1 1/2 “ expansion Notes: When completing FSA-159 to order FSA-2008 from MSD Warehouse in item 12 include: <ul style="list-style-type: none"> • FSA-2008-N for not expandable • FSA-2008-E for expandable. <p>A large supply of not expandable FSA-2008 is currently available. When possible, order the not expandable version of FSA-2008.</p>	
FmHA Item 246		Farm assessment and supervision reference (Includes quick reference laminated card on field visits and farm planning and analysis and farm assessment market placement, and graduation videoconference training event questionnaire.)	12-9-03
FmHA Item 246-A		Quick reference (Guide to Item No. 246.)	12-9-03

Forms List (Continued)

E Items and Publications (Continued)

Old Number	New Number	Title	Date Made Obsolete
FmHA Item 256		National Office/Finance Office Focus users manual (Training guide)	12-9-03
FmHA Item 256A		Replacement pages - NO/FO focus users manual	12-9-03
FmHA Item 256B		Cover and spine - NO/FO focus users manual	12-9-03
FmHA Item 256C		Tabs for NO/FO focus users manual	12-9-03
FmHA Item 257 <u>1/</u>	(*)	USDA focus ad hoc reporting system manual - Field Office users manual	
FmHA Item 258		Learning to use SQL (*)CALC spreadsheet (Training manual)	12-9-03
FmHA Item 261		Guaranteed lending resource handbook (Cover insert and spine)	12-9-03
FmHA Item 262		Guaranteed lending resource handbook	12-9-03
FmHA Item 263		Guaranteed lending resource handbook (Tabs)	12-9-03
FmHA Item 277 and 277A and B		Farm and home plan job aids, cover insert, spine and tabs	12-9-03
FmHA Item 278		FmHA Executive information system (EIS) users guide – System	12-9-03
FmHA Item 278A		FmHA Executive information system (EIS) users guide - farmer programs	12-9-03
FmHA Item 406		Farmer programs application package	12-9-03

1/ FmHA Item 257 will continue to be used after December 31, 2007. However, it is not being renumbered.

Forms List (Continued)

E Items and Publications (Continued)

Old Number	New Number	Title	Date Made Obsolete
FmHA Item 434		Farm and home plan data transfer users manual, cover insert, spine and tabs	12-9-03
FmHA Item 434A		Farm and home plan data transfer utility diskette	12-9-03
FmHA Item 434B		Farm and home plan information sheet and installation/deinstallation instructions for FHP data transfer utility software, version 1.1	12-9-03
FmHA Item 436		Contents of loan servicing application package	12-31-07
FmHA Item 437		FmHA AG credit flowcharts - definition: AG87	12-9-03
FmHA Item 438		FmHA AG credit flowcharts - definition: AG90	12-31-07
FmHA Item 440		FmHA AG credit version 3.0 users manual	12-9-03
FmHA Item 441		At least part of the tabs in this packet pertain to AG87 and AG90 charts	12-9-03
FmHA Item 450		Equipment maintenance handbook - IBM (Rural Development)	12-9-03
FmHA Item 487		Environmental site assessment: transaction screen questionnaire process (student manual)	12-9-03
FmHA Item 490		Special assistance for beginning farmers and ranchers (fact sheet)	12-9-03
FmHA Item 512		Blue alpha index cards	12-9-03
FmHA Item 514		Yellow index cards, various headings (indicator cards)	12-9-03
Publication 622	622	Amortization Tables	

Forms List (Continued)

F New Forms

The following lists new forms used for FLP delivery.

Form Number	Title
FSA-2002	Three Year Financial History
FSA-2003	Three Year Production History
FSA-2004	Authorization to Release Information
FSA-2005	Creditor List
FSA-2006	Property Owned or Leased
FSA-2128	Appraisal Program Loan Cost Expense (PLCE) Request
FSA-2145	Demand for Withdrawal of Supervised Bank Account Funds
FSA-2155	Vendor Appraisal Registration
FSA-2302	Description of Farm Training and Experience
FSA-2306	Notice of Application Withdrawal/Pending Withdrawal
FSA-2308	Notice of Eligibility for FSA Assistance
FSA-2340	Selection of Attorney/Title Agent and Legal Services
FSA-2516	30 Day Reminder of the Notice of Availability of Loan Servicing
FSA-2523	Denial - No Feasible Plan - Current/Financially Distressed
FSA-2524	Borrower Response to Denial of PLS (Current/Financially Distressed)
FSA-2544	SAA 6 Month Contact Letter
FSA-2545	SA Due - Notification
FSA-2702	Notice of Intent to Collect by Administrative Offset for Non-Borrower Entity
FSA-2704	Notice of Debtor That Administrative Offset Has Been Exercised and Intent to Collect by Administrative Offset for Non-Borrower Entity
FSA-2707	Alternative Repayment Agreement for Administrative Offset or TOP
FSA-2716	Notice Advising of Potential Referral to Treasury for Cross-Servicing and the Availability of Debt Settlement
FSA-2717	Notice Advising of Potential Referral to Treasury for Cross-Servicing
--FSA-2723	Treasury Offset Program (TOP) – Delete Only--
FSA-2727	Youth Loan (YL) Debt Forgiveness
FSA-2731	Cancellation of Debt Without Application (RD-1956-1)
FSA-2731A	Cancellation of Debt Without Application (Continuation)
FSA-2735	Household Income And Expense Worksheet
FSA-2737	Notice Advising of Decision on Debt Settlement Application

Forms List (Continued)

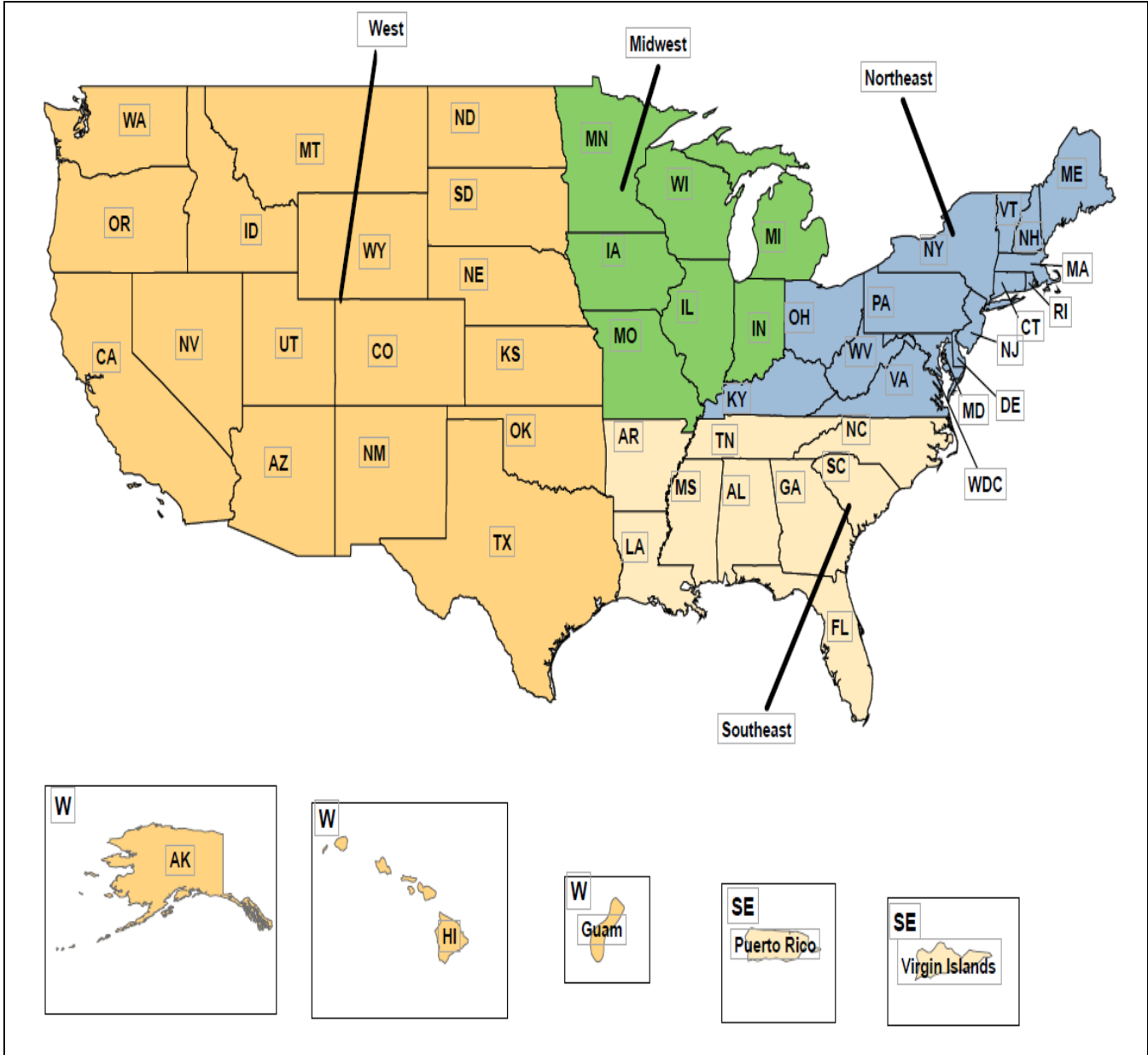
G New Exhibits

The following lists new exhibits used for FLP delivery.

Required Under	Handbook and Exhibit	Title
FmHA GL 1943-A-1	3-FLP, Exhibit 16	Memorandum of Understanding Between FSA and [Enter Name of State Beginning Farmer Program]
Notice FLP-469, Exhibit 1	4-FLP, Exhibit 52	Borrowers Entering Active Duty
Notice FLP-469, Exhibit 2	4-FLP, Exhibit 53	Borrowers Leaving Active Duty
*--Notice FLP-128, Exhibit 1	5-FLP, Exhibit 13	Third Party Pledge of Security Notification Letter
Notice FLP-128, Exhibit 1	5-FLP, Exhibit 14	Youth Loan Notification Letter--*
FmHA Instruction 1951-J, Section 1951.457(b)	5-FLP, Exhibit 38	10-Day Notice of Non-Program Delinquency
FmHA Instruction 1951-J, Section 1951.457(b)	5-FLP, Exhibit 39	30-Day Reminder of Non-Program Delinquency
Notice FLP-467, Exhibit 2	5-FLP, Exhibit 52	Notice of Acceleration for FLP Accounts Held by Native American Borrowers and Secured by Real Estate Located Within a Recognized Reservation and Borrower Rights
Notice FLP-467, Exhibit 3	5-FLP, Exhibit 53	Notification of Options Available to the Tribe
Notice FLP-467, Exhibit 4	5-FLP, Exhibit 54	Information on Native American Borrower Rights Under the Consolidated Farm and Rural Development Act
Notice FLP-468, Exhibit 1	5-FLP, Exhibit 55	Notification to a Tribe of an American Indian Borrower's Request to Have a Loan Assigned to the Tribe (With Example Information)
Notice FLP-468, Exhibit 2	5-FLP, Exhibit 56	Notification to an American Indian Borrower of Acceptance of an Assignment Request
Notice FLP-468, Exhibit 3	5-FLP, Exhibit 57	Notification to an American Indian Borrower of Denial of an Assignment Request
RD Instruction 1955-B, Section 1955.62(a)	5-FLP, Exhibit 65	Notification of Personal Property
RD Instruction 1955-B, Exhibit B	5-FLP, Exhibit 71	Notification of Tribe of Availability of Farm Property for Purchase
RD Instruction 1955-C, Exhibit H	5-FLP, Exhibit 74	Conservation Easement for Wetlands
RD Instruction 1955-C, Exhibit I	5-FLP, Exhibit 75	Conservation Easement for Floodplains

***--Regional Appraiser Area of Responsibility Map**

Following is an example of the Regional Appraiser Area of Responsibility Map.



--*

Delegating FLP Authority

A SED Delegations

SED may delegate the following authorities to employees who have experience and completed the required training authority to:

- prepare chattel appraisals and real estate evaluations
- complete administrative appraisal reviews
- establish and document the estimated value of real estate security when an appraisal has been waived for an EM according to 3-FLP, subparagraph 248 A.

--B FLC/DD/FLM/SFLO Delegations--

The following is a list of authorities that may be delegated to employees who have experience and have completed any required training according to subparagraph 23 C.

Authority	AS	FLO	LOA	LRS	PT
Sign correspondence as regular signing official.	X	X	X	X	X
--Sign correspondence "for" (see note).--	X	X	X	X	X
Establish supervised bank account and deposit loan checks.	X	X	X	X	X
Countersign supervised bank account checks/withdrawals.	X	X	X	X	X
Input pre-note information for EFT.	X	X	X	X	X
Plan and inspect site development work.	X	X	X	X	X
Check preliminary title opinion for exceptions.	X	X	X	X	X
Check final title opinion or mortgage policy for proper lien position.	X	X	X	X	X
Review loan closing statement for proper funds disbursement.	X	X	X	X	X
Execute financing statements or other legal instruments to obtain and preserve security on chattel loans.	X	X	X	X	X
Approve FSA-2242.	X	X	X	X	X

Delegating FLP Authority (Continued)

--B FLC/DD/FLM/SFLO Delegations (Continued)--

Authority	AS	FLO	LOA	LRS	PT
Review loan closing and issue FSA-2235.		X			
Approve satisfaction/release of security instruments.	X	X	X	X	X
Prepare FSA-2040.	X	X	X	X	
Release chattel/crop security per approved FSA-2040.	X	X	X	X	X
Revise Farm Business Plan and FSA-2040 when necessary.	X	X	X	X	
Approve replacement/development - use of insurance proceeds.	X	X			
Approve servicing actions, including liquidation plans submitted by lenders.	X	X			
Requests for PLCE goods and services.	X	X	X	X	X
Approve loan restructuring.	X	X			
Approve emergency advance requests.	X	X	X	X	
Complete lender reviews.	X	X	X	X	
Ordering credit reports.	X	X	X	X	X
Execute FSA-2232.		X			
Execute FSA-2235.		X			
Consent to a junior lien.		X			
Estimate value of real estate for dispositions less than \$25,000.		X			
Execute FSA-2025.		X			

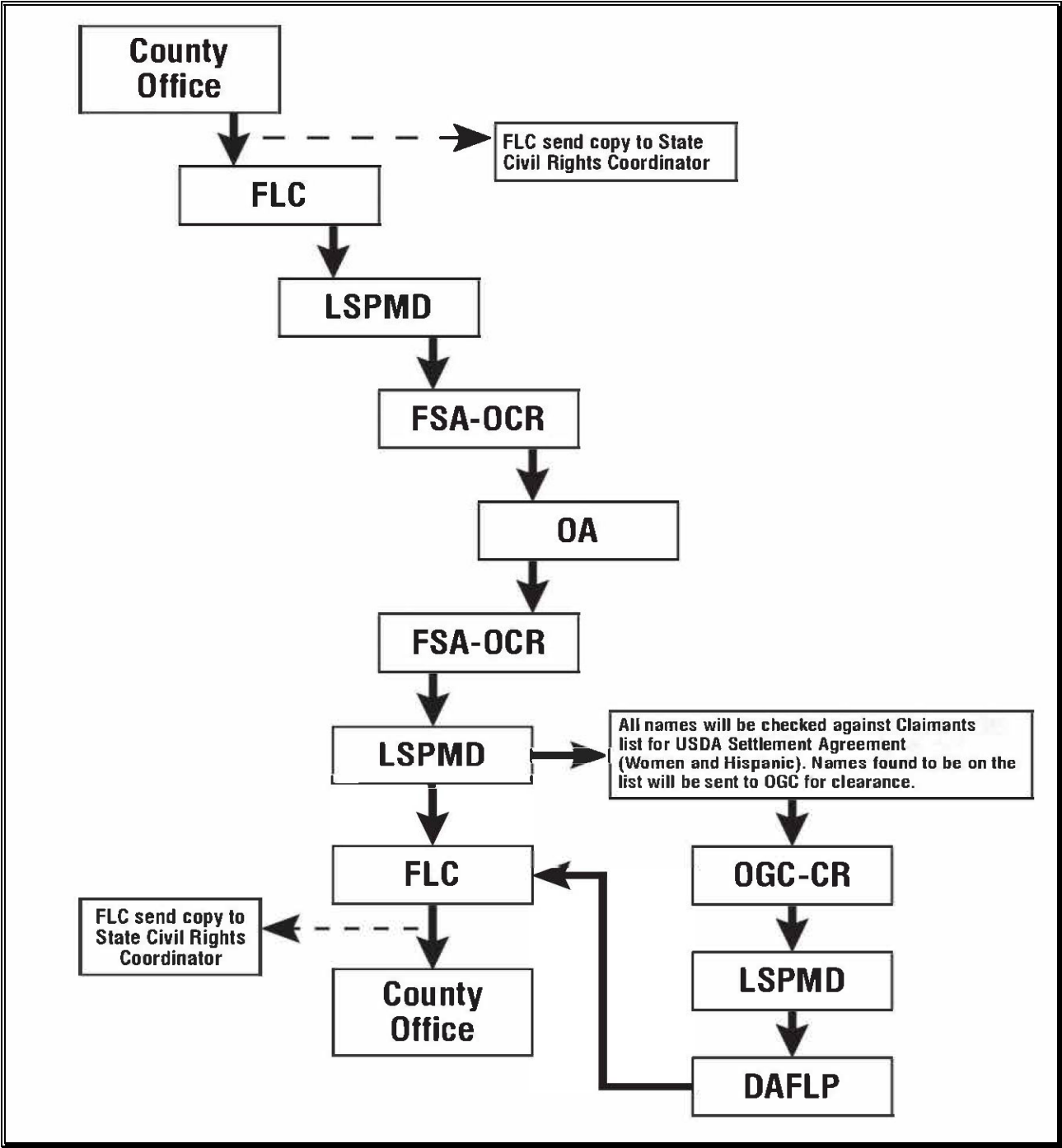
***--Notes:** Routine correspondence and form letters may be signed by a delegated employee on behalf of the authorized agency official. This includes, but is not limited to, forms FSA-2304, FSA-2305, FSA-2307 and FSA-2313. To effectively sign on behalf of an authorized agency official, the delegated employee must ensure the name of the official they are signing for is included in the document signature block. The signature of the delegated employee should be preceded by either the word “for” or “p.p.”, short for per procuracionem.--*

Delegated authorities for agency officials that were granted before December 31, 2007, using previous form numbers or regulation citation will not have to be reissued. These delegations remain valid and it is not necessary to modify them if the reason is only to change references to streamlined handbooks.

Discrimination Complaint E-Mail Clearance System

The following illustrates the clearance process used before acceleration for all accounts.

*--



--*

Instructions for E-Mail to the National Office for Discrimination Complaint Status

A E-Mail Recipients

FLC or designee shall provide an e-mail to the National Office at
-- fsa-directloans@wdc.usda.gov .--

B E-Mail Subject

The e-mail subject block should read, “Civil Rights Complaint Clearance - Borrower’s Name and State”.

C E-Mail Attachment

The e-mail attachment shall:

- include the following information for the primary borrower:
 - name and 12-digit account number (State and county code and SSN/TIN)
 - complete residence address
 - race
 - gender
 - ethnicity (Hispanic or not Hispanic)
 - youth loan only (yes or N/A)
- include the following information for **all liable parties**:
 - name
 - SSN
 - race
 - gender
 - ethnicity (Hispanic or not Hispanic)
- include prior review history including the following information:
 - previously cleared for acceleration by memo or e-mail on (specific date)
 - case review (specific date) and returned for additional servicing
- include prior civil rights complaint information, including complaint number if known.

Note: The prior civil rights complaint information will help to clarify complaints that may have been previously closed or to further identify the race or involvement in Keepseagle, Pigford, Love, or Garcia; ALJ Case #XXXXXXXXX, last contact (specific date).

Instructions for E-Mail to the National Office for Discrimination Complaint Status (Continued)

C E-Mail Attachment (Continued)

If the case involves a borrower who is a claimant under * * * USDA Settlement Agreement (Women and Hispanic), follow guidance in Exhibit 13.5.

Servicing Settlement Claimants and National Office FLP Programmatic Review

A Background

*--USDA's settlement agreement (Women and Hispanic) has affected the way FSA services delinquent loan accounts of claimants.

B Closed Settlement Claims

A claim is considered closed when a final decision has been issued. State Offices were advised by memorandum from DAFLP when Women, and Hispanic claims were closed.--*

All closed claims fall into 1 of the following 2 categories.

- Category 1 – individuals:
 - whose settlement claims have been closed and were **not** delinquent on their FLP debt at that time; or
 - who had no FLP loans.
- Category 2 – individuals whose settlement claims have been closed and were delinquent on their FLP debt at that time.

Servicing Settlement Claimants and National Office FLP Programmatic Review (Continued)

C County Office Servicing Actions

Upon receiving notification that the claim of a settlement claimant has been closed, the County Office will service the account according to the following.

- Category 1 cases require no special servicing.
- Category 2 cases.
- **Delinquent borrowers with outstanding servicing applications that have not been concluded.** Contact the borrowers to determine whether they want to continue with the existing loan servicing application or receive a new notification of the availability of loan servicing.

Note: Use FSA-2198 or FSA-2199, as appropriate, to contact these borrowers.

- For borrowers who return FSA-2198 or FSA-2199, as appropriate, within 15 calendar days, begin the loan servicing process again by sending a new notification of the availability of loan servicing according to 5-FLP, Part 3.
- For borrowers who do not return FSA-2198 or FSA-2199, as appropriate, within 15 calendar days, continue processing the pending application.

Note: Claimants may have an appeal hearing in suspension, pending closure of their claim. When the authorized agency official is notified that the claim has been closed, the official should notify the Appeal Hearing Officer of the closure.

- **--Delinquent borrowers with no pending servicing request.** For delinquent borrowers where the special servicing application has been concluded and the account has not been accelerated, send a new notification of the availability of loan servicing according to--* 5-FLP, Part 3. The decision on the settlement claim may have improved borrowers' financial conditions and could affect their ability to qualify for FSA assistance.

Note: When all loan servicing rights have been concluded for Category 2 borrowers, without resolving the delinquency, submit the completed FSA-2580 and FSA-2581, to the State Office, as required by 5-FLP, subparagraph 533 B.

Servicing Settlement Claimants and National Office FLP Programmatic Review (Continued)

C County Office Servicing Action (Continued)

- **Delinquent borrowers whose accounts have already been accelerated.** Except for cases already held by DOJ, submit the completed FSA-2580 and FSA-2581 to the State Office requesting civil rights clearance review * * * or pre-CNC if liquidation has already *--occurred. The clearance process will be similar to Exhibit 12. If DOJ is holding--* a case, the U.S. Attorney's office should be advised when the claim is closed.

If a Category 2 borrower's delinquency is cured by payment, rescheduling, writedown, or any other resolution, and a new delinquency occurs at a later date, the normal pre-acceleration review required by Exhibits 12 and 13 will be performed. Likewise, Category 1 individuals who later become delinquent on any FLP debt will be subject to the same review process.

D State Office Servicing Action

For Category 2 borrowers, when requesting the National Office civil rights clearance * * *, in addition to the documentation required by Exhibit 13, the State Office will include FSA-2580 and FSA-2581 documenting the findings of the State Civil Rights Review Group.

* * *

E National Office Action

The National Office shall:

- review FSA-2580 and FSA-2581, other documentation provided according to Exhibit 13 and supporting documentation found in DLS-Special Servicing, FBP, and eDALR\$ to ensure that all servicing and appeal rights were properly administered before further consideration of acceleration, foreclosure, or CNC
- provide written guidance to the State Office for each case after completing the review.

Servicing Settlement Claimants and National Office FLP Programmatic Review (Continued)

***--F Acceleration/Foreclosure**

Do not take acceleration or foreclosure action for Category 2 borrowers, until the National Office has provided written guidance according to subparagraph E.--*

***--Type of Assistance, Fund, and Kind Codes**

These tables list all types of assistance, fund, and kind codes used in DLS, GLS and ADPS.

A Direct Farm OL's

Type of Assistance	Description	Fund Code (2-Digit)	Kind Code
050	OL - Limited Resource - 7 year	44	03
051	OL - Regular (Except Youth) - 7 year	44	01
052	OL - Youth - 7 year	44	02
104	OL - Regular (Except Youth) - 1 year - SDA	44	05
105	OL - Limited Resource - 7 year - SDA	44	15
106	OL - Regular (Except Youth) - 7 year - SDA	44	05
107	OL- Youth - 7 year - SDA	44	55
112	OL - Regular (Except Youth) - 1 year	44	01
117	OL - Limited Resource - 1 year	44	03
119	OL - Limited Resource - 1 year - SDA	44	15
151	OL - Youth - 1 year	44	02
152	OL - Youth - 1 year - SDA	44	55
209	OL - Beginning Farmer - Regular - 1 year	44	01
210	OL - Beginning Farmer - SDA - Regular - 1 year	44	05
211	OL - Beginning Farmer - Regular - 7 year	44	01
212	OL - Beginning Farmer - SDA - Regular - 7 year	44	05
217	OL - Beginning Farmer - Limited Resource - 1 year	44	03
218	OL - Beginning Farmer - SDA - Limited Resource - 1 year	44	15
219	OL - Beginning Farmer - Limited Resource - 7 year	44	03
220	OL - Beginning Farmer - SDA - Limited Resource - 7 year	44	15

--*

Type of Assistance, Fund, and Kind Codes (Continued)

*--B Direct Farm OL - ML's

Type of Assistance	Description	Fund Code (2-Digit)	Kind Code
657	OL - Limited Resource - 7 year - Micro	44	03
658	OL - Regular (Except Youth) - 7 year - Micro	44	01
659	OL - Regular (Except Youth) - 1 year - Micro	44	01
660	OL - Limited Resource - 1 year - Micro	44	03
661	OL - Regular (Except Youth) - 1 year - SDA Micro	44	05
662	OL - Limited Resource - 7 year - SDA Micro	44	15
663	OL - Regular (Except Youth) - 7 year - SDA Micro	44	05
664	OL - Limited Resource - 1 year - SDA Micro	44	15
665	OL - Beginning Farmer - Regular - 1 year - Micro	44	01
666	OL - Beginning Farmer - Regular - 7 year - Micro	44	01
667	OL - Beginning Farmer - Limited Resource - 1 year - Micro	44	03
668	OL - Beginning Farmer - Limited Resource - 7 year - Micro	44	03
669	OL - Beginning Farmer - SDA - Regular - 1 year - Micro	44	05
670	OL - Beginning Farmer - SDA - Regular - 7 year - Micro	44	05
671	OL - Beginning Farmer - SDA - Limited Resource - 1 year - Micro	44	15
672	OL - Beginning Farmer - SDA - Limited Resource - 7 year - Micro	44	15

--*

*--Type of Assistance, Fund, and Kind Codes (Continued)

C Guaranteed Farm OL's (Both Subsidized and Nonsubsidized) (G-OL)

Type of Assistance	Description	Fund Code (2-Digit)	Kind Code
046	OL – Disaster Assistance	44	01
048	OL – Line of Credit	44	01
051	OL – Regular (Except Youth) – 7 year	44	01
103	OL – Line of Credit – SDA	44	01
108	OL – Regular (Except Youth) – 7 year – SDA	44	01
153	OL – Regular (Except Youth) – 1 year	44	01
154	OL – Regular (Except Youth) – 1 year – SDA	44	01
209	OL – Beginning Farmer – Regular – 1 year	44	01
210	OL – Beginning Farmer – Regular – 1 year – SDA	44	01
211	OL – Beginning Farmer – Regular – 7 year	44	01
212	OL – Beginning Farmer – Regular – 7 year – SDA	44	01
225	OL – Beginning Farmer – Line of Credit	44	01
226	OL – Beginning Farmer – Line of Credit - SDA	44	01

--*

Type of Assistance, Fund, and Kind Codes (Continued)

D Direct FO's

Type of Assistance	Description	Fund Code (2-Digit)	Kind Code
030	FO – Limited Resource – SDA – Ethnic	41	15
031	FO – Regular – SDA – Ethnic	41	05
034	FO - Limited Resource	41	03
036	FO - Regular	41	00
124	FO – Regular – SDA – Gender	41	05
125	FO – Limited Resource – SDA – Gender	41	15
200	FO – Beginning Farmer Down Payment	41	22
201	FO – Beginning Farmer Down Payment – SDA – Ethnic	41	23
202	FO – Beginning Farmer Down Payment – SDA – Gender	41	23
203	FO - Beginning Farmer – Regular	41	00
204	FO - Beginning Farmer – Limited Resource	41	03
205	FO – Beginning Farmer – Regular – SDA – Ethnic	41	05
206	FO – Beginning Farmer – Regular – SDA – Gender	41	05
207	FO – Beginning Farmer – Limited Resource – SDA – Ethnic	41	15
208	FO – Beginning Farmer – Limited Resource – SDA – Gender	41	15
231	FO - Participation	41	00
232	FO – Participation – SDA – Ethnic	41	05
233	FO – Participation – SDA – Gender	41	05
234	FO – Beginning Farmer – Participation	41	00
235	FO – Beginning Farmer – Participation – SDA – Ethnic	41	05
236	FO – Beginning Farmer – Participation – SDA – Gender	41	05
485	*--FO – Non-Beginning Farmer Down Payment – Ethnic--*	41	15
486	FO – Non-Beginning Farmer Down Payment – Gender	41	15
035	FO – Non-Farm Enterprise – Limited Resource	49	03
037	FO – Non-Farm Enterprise – Regular	49	00
044	FO – Non-Farm Enterprise – SDA – Ethnic	49	00
126	FO – Non-Farm Enterprise – SDA – Gender	49	00

*--Type of Assistance, Fund, and Kind Codes (Continued)

E Direct FO CL's

Type of Assistance	Description	Fund Code (2-Digit)	Kind Code
590	FO - CL - Regular	30	00
591	FO - CL - Non-Beginning Farmer - SDA - Gender	30	05
592	FO - CL - Non-Beginning Farmer - SDA - Ethnic	30	05
593	FO - CL - Priority - Beginning Farmer	30	01
631	FO - CL - Priority - Beginning Farmer - SDA	30	01
632	FO - CL - Priority - Convert to Organic and Sustainable Operation	30	01
633	FO - CL - Priority - Highly Erodible Land Protection	30	01

F Guaranteed FO's (G-FO)

Type of Assistance	Description	Fund Code (2-Digit)	Kind Code
031	FO - Farm Enterprise - Regular - SDA - Ethnic	41	05
036	FO - Farm Enterprise - Regular	41	00
124	FO - Farm Enterprise - Regular - SDA - Gender	41	05
203	FO - Farm Enterprise - Beginning Farmer - Regular	41	00
205	FO - Farm Enterprise - Beginning Farmer - Regular - SDA - Ethnic	41	05
206	FO - Farm Enterprise - Beginning Farmer - Regular - SDA - Gender	41	05

G Guaranteed FO CL's (G-CL)

Type of Assistance	Description	Fund Code (2-Digit)	Kind Code
596	FO - CL - Regular	30	00
597	FO - CL - Non-Beginning Farmer - SDA - Gender	30	05
598	FO - CL - Non-Beginning Farmer - SDA - Ethnic	30	05
599	FO - CL - Priority - Beginning Farmer	30	01
634	FO - CL - Priority - SDA	30	01
635	FO - CL - Priority - Convert to Organic and Sustainable Operation	30	01
636	FO - CL - Priority - Highly Erodible Land Protection	30	01

--*

Type of Assistance, Fund, and Kind Codes (Continued)

H Land Contract Guarantee Program

Type of Assistance	Description	Fund Code (2-Digit)	Kind Code
Contract Land Sales - Prompt Pay			
601	Guar - NBF - SDA- Gender	41	05
595	Guar - NBF - SDA- Ethnic	41	05
397	Guar - Begin Farmer	41	00
604	Guar - Beg Farmer - SDA - Gender	41	05
603	Guar - Beg Farmer - SDA - Ethnic	41	05
Contract Land Sales - Standard			
602	Guar - NBF - SDA- Gender	41	05
600	Guar - NBF - SDA- Ethnic	41	05
608	Guar - Begin Farmer	41	00
607	Guar - Beg Farmer - SDA - Gender	41	05
606	Guar - Beg Farmer - SDA - Ethnic	41	05

I EM's

Type of Assistance	Description	Fund Code (2-Digit)	Kind Code
056	EM - Actual Loss - Real Estate Purpose	43	61
060	EM - Citrus Grove Rehabilitation/Re-Establishment	43	21
092	EM - Actual Loss - Operating Purposes	43	62

J ITLAP's

Type of Assistance	Description	Fund Code (2-Digit)	Kind Code
042	Indian Land Acquisition	98	
043	Indian Land Acquisition - LR	98	
*--589	Direct Indian Fractionated Land – Tribal	90	01
594	Direct Indian Fractionated Land – Non Tribal	90	02--*

K Boll Weevil Eradication Loan

Type of Assistance	Description	Fund Code (2-Digit)	Kind Code
198	Boll Weevil Eradication	44	22

Type of Assistance, Fund, and Kind Codes (Continued)

L Inactive or Expired Loan Programs

The types of assistance codes in the following table reflect inactive (currently not funded) loan programs. New loan obligations may not occur using these fund codes; however, they may be applicable for a loan servicing activity, such as an assumption.

Type of Assistance	Description	Fund Code (2-Digit)	Kind Code
033	FO - Farm Enterprise - Debt Adjusted	41	07
038	Soil and Water - Direct Conservation	35 & 45	00
109	Soil and Water - Limited Resource	45	03
130	Soil and Water - Dire Emergency - Secured with Real Estate	45	00
039	Recreation Land	48	00
040	Grazing Loan - Association	74 & 94	00
046	OL - Disaster Assistance	44	01
047	OL - Limited Resource - Delinquent Borrower	44	04
049	OL - Debt Adjusted	44	07
102	OL - Limited Resource - Delinquent Borrower - SDA	44	45
053	Economic Emergency - Operating	29	11
054	Emergency Livestock	15	00
055	Economic Emergency - Real Estate	29	21
110	Homestead Protection - Credit Sales	41, 43, 44, and 45	All
118	Homestead Protection - Credit Sales- Limited Resource	41, 43, 44 and 45	All
180	Emergency - Natural Disaster	43	61
213	OL - Beginning Farmer - Regular - Special Assistance - 1 year	44	33
214	OL - Beginning Farmer - Regular - Special Assistance - SDA - 1 year	44	34
215	OL - Beginning Farmer - Regular - Special Assistance - 7 year	44	33
216	OL - Beginning Farmer - Regular - Special Assistance - SDA - 7 year	44	34
221	OL - Beginning Farmer - Limited Resource - Special Assistance - 1 year	44	43

Type of Assistance, Fund, and Kind Codes (Continued)

L Inactive or Expired Loan Programs (Continued)

Type of Assistance	Description	Fund Code (2-Digit)	Kind Code
222	OL - Beginning Farmer - Limited Resource - Special Assistance - SDA - 1 year	44	44
223	OL - Beginning Farmer - Limited Resource - Special Assistance - 7 year	44	43
224	OL - Beginning Farmer - Limited Resource - Special Assistance - SDA - 7 year	44	44
298	Emergency Loan for Seed Producers Program	44	23
299	Special Apple Loan Program	39	01
327	Horse Breeder Loan Program	43	71

*--M Direct Farm OL's - ARRA ("Stimulus")

Note: All loans with types of assistance codes shown in this table were obligated with appropriated funding received under ARRA ("Stimulus"). These types of assistance codes are not available for new loan applications; however, they are applicable for loan servicing activity.

Type of Assistance	Description	Fund Code (2-Digit)	Kind Code
564	OL - Regular (Except Youth) - 1 year	44	01
565	OL - Youth - 1 year	44	02
566	OL - Regular (Except Youth) - SDA - 1 year	44	05
567	OL - Youth - 1 year - SDA	44	55
568	OL - Beginning Farmer - Regular - 1 year	44	01
569	OL - Beginning Farmer - Regular - 1 year - SDA	44	05
570	OL - Regular (Except Youth) - 7 year	44	01
571	OL - Youth - 7 year	44	02
572	OL - Regular (Except Youth) - 7 year - SDA	44	05
573	OL - Youth - 7 year - SDA	44	55
574	OL - Beginning Farmer - Regular - 7 year	44	01
575	OL - Beginning Farmer - Regular - 7 year - SDA	44	05
576	OL - Limited Resource - 1 year	44	03
577	OL - Limited Resource - 1 year - SDA	44	15
578	OL - Beginning Farmer - Limited Resource - 1 year	44	03
579	OL - Beginning Farmer - Limited Resource - 1 year - SDA	44	15
580	OL - Limited Resource - 7 year	44	03
581	OL - Limited Resource - 7 year - SDA	44	15
582	OL - Beginning Farmer - Limited Resource - 7 year	44	03
583	OL - Beginning Farmer - Limited Resource - 7 year - SDA	44	15

--*

FLP Rates

A Interest Rates for FLP's

--The following provides interest rates for FLP's as of April 1, 2021.--

Loan Type	Current Rate (%)	Date Set
Loans Currently Made		
Emergency – Amount of Actual Loss	*--2.500	4/1/21
Farm Ownership and Conservation Loans	2.875	4/1/21--*
Farm Ownership – Down Payment	1.500	5/22/08
Farm Ownership – Joint Financing	2.500	2/7/14
Farm Ownership – Limited Resource	5.000	4/1/86
Farmer Program – Homestead Protection	*--2.875	4/1/21--*
Indian Land Acquisition	5.000	2/1/91
Operating	*--1.500	4/1/21--*
Operating – Limited Resource	5.000	12/1/90
Operating – Microloan – “Special Interest Rate”	5.000	2/7/14
Shared Appreciation Amortization	*--1.875	4/1/21--*
Interest Rates for Servicing Loans no Longer Being Made		
Apple Loans	0.125	3/1/21
Association – Grazing	*--2.875	4/1/21
Association – Irrigation and Drainage	2.875	4/1/21
Economic Emergency – Operating	1.500	4/1/21
Economic Emergency – Real Estate	2.875	4/1/21--*
Emergency – Annual Production	4.625	1/1/21
Emergency – Major Adjustment: Subtitle A Purpose (Excess of Loss)	*--4.750	4/1/21--*
Emergency – Major Adjustment: Subtitle B Purpose (Excess of Loss)	4.625	1/1/21
Recreation – Individual	*--2.875	4/1/21--*
Rural Housing – Farm Loan Purposes		
Note: For the current interest rate, contact the National Office.		
Softwood Timber Loans	*--2.875	4/1/21
Soil and Water	2.875	4/1/21--*
Soil and Water – Limited Resource	5.000	7/1/92
Other Loans		
Nonprogram – Chattel Property	4.625	1/1/21
Nonprogram – Real Property	*--4.750	4/1/21--*

Publication 622, which provides amortization tables and financial basic payment tables, is available from the MSD warehouse. To request Publication 622, complete FSA-159, available at <https://intranet.fsa.usda.gov/dam/ffasforms/forms.html>, and submit it by 1 of the following methods:

- attached to a ServiceNow request sent to MSD using the myFPAC portal at https://usdafpacbc.service-now.com/fpac?id=ms_intake&sys_id=32b0dc14dbd523008ebefd721f961992
- mail to:

USDA/FSA/Kansas City Warehouse
2312 East Bannister Road
Kansas City MO 64131-3011.

FLP Rates (Continued)

B Treasury Rates

The following table provides the applicable Treasury rates.

Treasury Rates	Current Rate (%)	Date Set
90-Day Treasury Bill	0.125	6/1/20
Treasury Judgment Rate (see Note)	*--0.090	4/1/21--*

Notes: The 90-Day Treasury Bill rate is entered in eDALR\$ as the “Discount Rate” and is used to calculate present value and net recovery value.

The treasury judgment rate is the interest rate applicable to deficiency judgments for all loan types (pursuant to 28 U.S.C. Section 1961). The rate is based on **the daily** 1-year CMT yield published by the Federal Reserve System, Board of Governors. The rate shown is the most current rate posted to the Federal Reserve web site and is **the daily *--rate as of March 8, 2021**. The actual judgment rate is the rate for the **calendar week--*** preceding the date the defendant becomes liable for interest. Access the Federal Reserve website <https://www.federalreserve.gov/datadownload/Choose.aspx?rel=H15> for the weekly average 1-year CMT yield.

C Historical 90-Day Treasury Bill Rates

The following table provides the historical 90-day Treasury bill rates.

Effective Date	Rate (%)	Effective Date	Rate (%)
December 1, 1988	7.500	December 1, 1990	7.500
January 1, 1989	7.875	January 1, 1991	7.375
February 1, 1989	8.250	February 1, 1991	7.125
March 1, 1989	8.500	March 1, 1991	6.500
April 1, 1989	8.750	April 1, 1991	6.250
May 1, 1989	9.000	May 1, 1991	6.125
June 1, 1989	9.150	June 1, 1991	5.875
July 1, 1989	8.750	July 1, 1991	5.750
August 1, 1989	8.625	October 1, 1991	5.625
September 1, 1989	8.250	November 1, 1991	5.375
October 1, 1989	8.125	December 1, 1991	5.250
December 1, 1989	8.000	January 1, 1992	4.875
February 1, 1990	7.875	February 1, 1992	4.375
April 1, 1990	8.000	March 1, 1992	3.875
May 1, 1990	8.125	May 1, 1992	4.125
July 1, 1990	8.000	June 1, 1992	4.000
October 1, 1990	7.750	July 1, 1992	3.750
November 1, 1990	7.625	September 1, 1992	3.500

FLP Rates (Continued)

C Historical 90-Day Treasury Bill Rates (Continued)

Effective Date	Rate (%)	Effective Date	Rate (%)
October 1, 1992	3.250	November 1, 1997	4.875
November 1, 1992	3.125	December 1, 1997	5.000
December 1, 1992	2.875	January 1, 1998	5.250
January 1, 1993	3.125	June 1, 1998	4.875
February 1, 1993	3.375	November 1, 1998	4.875
March 1, 1993	3.125	December 1, 1998	4.250
April 1, 1993	3.000	January 1, 1999	4.375
August 1, 1993	3.125	February 1, 1999	4.500
November 1, 1993	3.000	May 1, 1999	4.625
January 1, 1994	3.125	June 1, 1999	4.375
April 1, 1994	3.250	July 1, 1999	4.625
May 1, 1994	3.500	September 1, 1999	4.750
June 1, 1994	3.625	November 1, 1999	4.875
July 1, 1994	4.125	January 1, 2000	4.875
August 1, 1994	4.250	February 1, 2000	5.375
September 1, 1994	4.375	April 1, 2000	5.625
October 1, 1994	4.500	May 1, 2000	5.875
November 1, 1994	4.750	July 1, 2000	6.000
December 1, 1994	5.000	August 1, 2000	5.875
January 1, 1995	5.250	September 1, 2000	6.000
February 1, 1995	5.750	October 1, 2000	6.250
April 1, 1995	6.000	January 1, 2001	6.375
May 1, 1995	5.875	February 1, 2001	6.125
August 1, 1995	5.750	March 1, 2001	5.500
September 1, 1995	5.625	April 1, 2001	4.875
November 1, 1995	5.500	May 1, 2001	4.750
February 1, 1996	5.375	June 1, 2001	4.125
March 1, 1996	4.875	July 1, 2001	3.750
April 1, 1996	5.000	August 1, 2001	3.625
June 1, 1996	4.875	October 1, 2001	3.500
August 1, 1996	5.250	November 1, 2001	3.125
December 1, 1996	4.875	December 1, 2001	2.250
February 1, 1997	5.000	January 1, 2002	2.000
March 1, 1997	4.875	February 1, 2002	1.750
May 1, 1997	5.250	March 1, 2002	1.625
June 1, 1997	5.375	April 1, 2002	1.750
July 1, 1997	5.250	October 1, 2002	1.625
August 1, 1997	4.875	January 1, 2003	1.375
October 1, 1997	5.250	February 1, 2003	1.250

FLP Rates (Continued)

C Historical 90-Day Treasury Bill Rates (Continued)

Effective Date	Rate (%)	Effective Date	Rate (%)
April 1, 2003	1.125	October 1, 2006	5.125
August 1, 2003	1.000	November 1, 2006	5.00
September 1, 2003	0.875	January 1, 2007	5.125
October 1, 2003	1.000	February 1, 2007	5.00
December 1, 2003	0.875	April 1, 2007	5.125
January 1, 2004	1.000	June 1, 2007	5.00
February 1, 2004	0.875	July 1, 2007	4.875
May 1, 2004	1.000	August 1, 2007	4.75
August 1, 2004	1.250	September 1, 2007	4.875
September 1, 2004	1.375	October 1, 2007	4.625
October 1, 2004	1.500	November 1, 2007	4.125
November 1, 2004	1.625	December 1, 2007	4.000
December 1, 2004	1.750	January 1, 2008	3.625
January 1, 2005	2.000	February 1, 2008	3.000
February 1, 2005	2.250	March 1, 2008	3.125
April 1, 2005	2.50	April 1, 2008	2.25
May 1, 2005	2.75	May 1, 2008	1.50
June 1, 2005	2.875	June 1, 2008	1.250
July 1, 2005	2.875	July 1, 2008	1.625
August 1, 2005	3.000	August 1, 2008	1.875
September 1, 2005	3.125	September 1, 2008	1.75
October 1, 2005	3.50	November 1, 2008	1.375
December 1, 2005	3.625	December 1, 2008	0.750
January 1, 2006	4.00	January 1, 2009	0.500
March 1, 2006	4.125	February 1, 2009	0.125
April 1, 2006	4.500	April 1, 2009	0.250
May 1, 2006	4.625	June 1, 2009	0.125
July 1, 2006	4.875	September 1, 2009	0.250
September 1, 2006	5.00	*--October 1, 2009	0.125--*

D Current Percentage – Cash Preference

The following table provides the current percentage for cash offers in purchasing inventory property.

Property Type	Percentage
Real Property	97
Chattel Property	96

List of Available Reports

A Farm Loan Programs Data Mart

*--1 FLP Direct Reports, FLP Loan Making Reports, Direct Applications

The following are the available FLP Direct Application Reports.

Report Name	Report Description	User Selection Criteria	Date Last Modified
Borrower Training Report	Provides detailed information on borrower training requirements and completions as displayed on Customer Profile. User must specify a date range for Effective Date, Completion Date, Cancellation Date, Expiration Date or Waived Date.	<ul style="list-style-type: none"> • State • District • Servicing Office • County • Status • Ethnicity • Race • Gender • Date Type 	10/27/17
Direct Applications Report	Provides comprehensive information on the loan application process from Application Received Date through Loan Closing Date. Includes both FLP and FSFL applications. Carryover applications received in prior FY will be displayed until withdrawn, rejected or closed. Includes Veteran code.	<ul style="list-style-type: none"> • State • District • Service Office • County • Ethnicity • Race • Gender • Application Type • Loan Type • Status • Borrower • Date Type • Fiscal Year 	12/14/17
Direct Applications Summary Reports	Provides the number of applications received, the number of applications for a variety of statuses, and the number of complete applications for the following statuses: Pending Final Disposition; Disposition within 60 Days; Disposition after 60 Days. Results may be summarized by State, District Office, County, or Borrower.	<ul style="list-style-type: none"> • State • District • Servicing Office • County • Ethnicity • Race • Gender 	12/14/17

--*

List of Available Reports (Continued)

A Farm Loan Programs Data Mart (Continued)

*--1 FLP Direct Reports, FLP Loan Making Reports, Direct Applications (Continued)

Report Name	Report Description	User Selection Criteria	Date Last Modified
Direct Applications on Hand	Provides number of applications by loan type for the following statuses: Applications In Process; Applications Unprocessed; Approved Not Closed; Approved Not Obligated; Obligated Not Closed. Report initially defaults to applications received during current FY.	<ul style="list-style-type: none"> State 	3/30/18
DLS Loan Making Checklist Queries Report	Provides information on the DLS Checklist sorted by Process Type and Item Description.	<ul style="list-style-type: none"> State District Service Office County Process Type Section Date Type Item Description 	10/9/18
Loan Limitation Report	Provides information on outstanding direct and guaranteed loan debt to assist in monitoring loan limits. User must enter a tax identification number.	<ul style="list-style-type: none"> Tax ID Loan Type 	10/27/17

--*

List of Available Reports (Continued)

A Farm Loan Programs Data Mart (Continued)

*--1 FLP Direct Reports, FLP Loan Making Reports, Direct Applications (Continued)

Report Name	Report Description	User Selection Criteria	Date Last Modified
No Decision Report	Lists complete direct loan applications where no decision has been made. User may limit results to those complete applications where more than 45 days has passed.	<ul style="list-style-type: none"> • State • District • Servicing Office • County • Ethnicity • Race • Gender • Display • Application Completion Date 	10/27/17
Office Management Report	Lists specific work tasks from the DLS loan making application checklist. (Specific tasks are listed on the report dashboard.) User may ask for Incomplete or Complete work tasks. Report defaults to work tasks for applications received during current FY.	<ul style="list-style-type: none"> • State • District • Servicing Office • County • Program Type • Ethnicity • Race • Gender • Program Type • Task Status • Task • Application Received Date • Task Completion Date • Date Type 	7/5/18
Rejected Application Report	Lists rejected applications, includes reasons for rejection. Report defaults to applications rejected during current FY.	<ul style="list-style-type: none"> • State • District • Servicing Office • County • Ethnicity • Race • Gender • Rejection Date 	1/16/18

--*

List of Available Reports (Continued)

A Farm Loan Programs Data Mart (Continued)

*--1 FLP Direct Reports, FLP Loan Making Reports, Direct Applications (Continued)

Report Name	Report Description	User Selection Criteria	Date Last Modified
Related Entity Report	Lists all related entities identified during the loan application process. Note: For a list of parties currently liable for a loan, use the Related Entities Report located in the Loan Servicing Reports, Routine Servicing folder.	<ul style="list-style-type: none"> • State • District • Servicing Office • County • Ethnicity • Race • Gender • Status • Related Entity Type • Application Received • Date • Borrower • Report Selection 	6/27/19
Term Limit Report	Provides current term limits for existing borrowers as provided on the Customer Profile.	<ul style="list-style-type: none"> • State • District • Servicing Office • County • Ethnicity • Race • Gender 	10/27/17

--*

List of Available Reports (Continued)

*--A Farm Loan Programs Data Mart (Continued)

2 FLP Direct Reports, FLP Loan Making Reports, Obligations

The following are the available FLP Obligations Reports.

Report Name	Report Description	User Selection Criteria	Date Last Modified
FLPRA Obligations Report	Provides a list of obligations used to calculate FLPRA elements.	<ul style="list-style-type: none"> • State • District • Servicing Office • County • FLPRA Fiscal Year • Report Selection 	9/19/18
Microloan Collateral Analysis Report	Provides a list of all microloan collateral identified during the loan making process.	<ul style="list-style-type: none"> • State • District • Servicing Office • County • Ethnicity • Race • Gender • Excess Collateral 	12/26/19
Obligation Transactions Report	Provides a list of transactions that affect the obligated loan amount. This includes obligations (1A & 1B transactions) and deobligations (1D & 1Y transactions). This report replaces the PLDATA FOCUS Report.	<ul style="list-style-type: none"> • State • District • Servicing Office • County • Transaction Date 	9/19/18
Undisbursed Obligations Report	Lists obligations where there is an undisbursed balance.	<ul style="list-style-type: none"> • State • District • Servicing Office • County 	12/14/17

--*

List of Available Reports (Continued)

A Farm Loan Programs Data Mart (Continued)

***--3 FLP Direct Reports, FLP Loan Servicing Reports, Routine Servicing**

The following are the available FLP Routine Servicing Reports.

Report Name	Report Description	User Selection Criteria	Date Last Modified
Active FLP Borrowers Report	Lists all active FLP borrowers, along with the most recent classification.	<ul style="list-style-type: none"> • State • District • Servicing Office • County • Classification Code • 2+ Years Old • Report Selection 	10/27/17
Analysis of FLP Delinquency Report (541A_541C)	<p>541A Report summarizes status information for all outstanding FLP loans.</p> <p>541C Report summarizes the change in the number of delinquent borrowers since the prior month.</p>	<ul style="list-style-type: none"> • State • District • Service Office • Report Code • Report Date • Report Type 	10/10/18
Borrower Address Report	Provides addresses for active FLP borrowers. User may select all borrowers, primary borrowers, co-borrowers, co-signers and guarantors.	<ul style="list-style-type: none"> • State • District • Servicing Office • County • Borrower Type 	10/27/17

--*

List of Available Reports (Continued)

A Farm Loan Programs Data Mart (Continued)

*--3 FLP Direct Reports, FLP Loan Servicing Reports, Routine Servicing (Continued)

Report Name	Report Description	User Selection Criteria	Date Last Modified
Borrower Financing Statement Report	Allows users to monitor the current status of Financing Statements and provides detailed information on Financing Statements. Includes Amendments, Continuations, and Terminations. Includes both FLP and FSFL information.	<ul style="list-style-type: none"> • State • District • Servicing Office • County • Program Type • Date Type • Status • Report Selection 	3/30/18
Borrower Mortgage Monitoring Report	Provides a list of all recorded mortgages. User can select All, Active, or Released mortgage instruments. Includes both FLP and FSFL information.	<ul style="list-style-type: none"> • State • District • Servicing Office • County • Program Type • Status 	1/16/18
Classification Review Report	Provides information for monitoring Classification Reviews. User can search on Due Date, Credit Action Date, or Completed Date.	<ul style="list-style-type: none"> • State • District • Servicing Office • County • Status • Date Type • Reason for Review 	6/1/18
Collateral Code Report (COLLCODE)	Provides collateral code information for active farm loans.	<ul style="list-style-type: none"> • State • District • Servicing Office • County • Report Date • Collateral Type 	10/4/18

--*

List of Available Reports (Continued)

A Farm Loan Programs Data Mart (Continued)

*--3 FLP Direct Reports, FLP Loan Servicing Reports, Routine Servicing (Continued)

Report Name	Report Description	User Selection Criteria	Date Last Modified
Direct Active Disaster Set-Asides Report (FDSA51T)	Provides information on accounts with active disaster set-asides. Can be used to support FLPRAs reviews.	<ul style="list-style-type: none"> • State • District • Servicing Office • County • Report Date • Report Selection 	3/30/18
Direct Caseload Delinquency Report	Provides summary and detailed information on direct FLP loans, including number of borrowers, number of loans, unpaid balances, and delinquency information.	<ul style="list-style-type: none"> • State • District • Servicing Office • County • Report Date • Race • Ethnicity • Gender • Veteran Status • Borrower Type • Loan Type • Flags • Report Selection • Litigation Status • Unpaid Balances 	6/1/18
Direct Deferred Accounts (DEFERRED)	Provides information on actively deferred accounts. Can be used to support FLPRAs reviews.	<ul style="list-style-type: none"> • State • District • Servicing Office • County • Report Date • Report Selection 	10/4/18
Direct Delinquency Aging Report (DIRDLQ3C)	Summarizes and lists direct customers based on delinquency/ aging categories.	<ul style="list-style-type: none"> • State • District • Servicing Office • County • Report Date • Aging Category • Race • Gender • Ethnicity • Report Selection 	10/10/18

--*

List of Available Reports (Continued)

A Farm Loan Programs Data Mart (Continued)

*--3 FLP Direct Reports, FLP Loan Servicing Reports, Routine Servicing (Continued)

Report Name	Report Description	User Selection Criteria	Date Last Modified
Direct Delinquent Borrowers Monitored Report	Provides information on borrowers who are 120+ days delinquent and are not flagged PLS, OACI, or ACL. Can be used to support FLPPRA reviews.	<ul style="list-style-type: none"> • State • District • Servicing Office • County • Report Date • Report Selection 	10/30/18
Direct Flagged Accounts (FLAGLIST)	Summarizes and lists accounts that are flagged. Users can see all flagged accounts or select specific flags.	<ul style="list-style-type: none"> • State • District • Servicing Office • County • Report Date • Flag • Report Selection 	3/30/18
Disaster Set-Aside Processing Report	Provides information for tracking requests for disaster set-aside. User can search by request date or final disposition date.	<ul style="list-style-type: none"> • State • District • Servicing Office • County • Status • Date Type 	8/30/18
Farm Assessment Workflow Report	Provides information for tracking Farm Assessments. User can search on Due Date, Credit Action Date, or Completed Date.	<ul style="list-style-type: none"> • State • District • Servicing Office • County • Status • Date Type • No Significant Changes 	10/27/17
Farm Visit Workflow Report	Provides information for tracking Farm Visits. User can search on Scheduled Date or Completed Date and Visit Type. Includes both FLP and FSFL information.	<ul style="list-style-type: none"> • State • District • Servicing Office • County • Program Type • Status • Visit Type • Date Type • Completed by Contractor 	12/14/17

--*

List of Available Reports (Continued)

A Farm Loan Programs Data Mart (Continued)

*--3 FLP Direct Reports, FLP Loan Servicing Reports, Routine Servicing (Continued)

Report Name	Report Description	User Selection Criteria	Date Last Modified
FLP Payment History Report	Provides information on farm loan collection transactions.	<ul style="list-style-type: none"> • State • District • Servicing Office • County • Date Type • Payment Application Description 	8/30/18
FLPRA Direct Loss Trend (FLPRALSS)	Provides information on direct loss rates as used for FLPRA reviews.	<ul style="list-style-type: none"> • State • Servicing Office • Report Selection 	5/4/18
Graduation Review Monitoring Report	Provides status of pending and completed Graduation Reviews. User can search by Due Date or Completed Date.	<ul style="list-style-type: none"> • State • District • Servicing Office • County • Status • Date Type 	8/14/18
Limited Resource Review Monitoring Report	Provides status of pending and completed Limited Resource Reviews. User can search by Due Date or Completed Date.	<ul style="list-style-type: none"> • State • District • Servicing Office • County • Status • Date Type 	6/17/19
Outstanding Subordinations Report	Provides information on approved subordination requests that have not been paid in full or settled.	<ul style="list-style-type: none"> • State • District • Servicing Office • County 	7/5/18
Payment Reminder Report	Provides information used to generate payment reminder letters for both FLP and FSFL loans. User must specify an installment due date range.	<ul style="list-style-type: none"> • State • District • Servicing Office • County • Program Type • Date Type 	7/5/18
Potential Purchaser Report	List potential purchasers as entered in DLS.	<ul style="list-style-type: none"> • State • District • Servicing Office • County • Borrower • Purchaser 	3/7/18

--*

List of Available Reports (Continued)

A Farm Loan Programs Data Mart (Continued)

*--3 FLP Direct Reports, FLP Loan Servicing Reports, Routine Servicing (Continued)

Report Name	Report Description	User Selection Criteria	Date Last Modified
Related Entities Report	Identifies related entities currently liable for all direct FLP loans and all active FSFL loans. Based on Related Entities linked on Customer Profile.	<ul style="list-style-type: none"> • State • District • Servicing Office • County • Loan Status • Borrower 	8/30/18
Reminder Report	Provides information on all routine loan servicing workflows. User can select pending, postponed, closed, or all reminders. Users can search based on Alert Date, Due Date, or Closed Date. Includes both FLP and FSFL reminders.	<ul style="list-style-type: none"> • State • District • Servicing Office • County • Status • Program Type • Date Type • Workflow • Reminder Type 	7/27/18
Security Instrument Processing Report	Provides tracking information for activities within the Security Instrument - Other workflow. User can search on Request type, Request Date, Final Disposition Date, or Workflow Completion Date.	<ul style="list-style-type: none"> • State • District • Servicing Office • County • Request Type • Date Type 	8/14/18
Shared Appreciation Workflow Report	Provides information for tracking requests for Shared Appreciation. User can search by Request Date and Amortization Date.	<ul style="list-style-type: none"> • State • District • Servicing Office • County • Status • Date Type 	10/27/17
Status of Farm Loan Program (Report Code 540) Report	Provides status information for all outstanding FLP and FSFL loans.	<ul style="list-style-type: none"> • State • District • Servicing Office • County • Report Date • Report Type 	4/29/19

--*

List of Available Reports (Continued)

A Farm Loan Programs Data Mart (Continued)

*--3 FLP Direct Reports, FLP Loan Servicing Reports, Routine Servicing (Continued)

Report Name	Report Description	User Selection Criteria	Date Last Modified
Subordination Request Report	Provides information for tracking requests for Subordinations, as well as monitoring approved Subordinations. User can search on Request Date, Final Disposition Date, or Expiration Date.	<ul style="list-style-type: none"> • State • District • Servicing Office • County • Status • Security Type • Date Type 	6/1/18
Terminated Workflows Report	Provides a list of terminated servicing workflows.	<ul style="list-style-type: none"> • State • District • Servicing Office • County • Termination Date • Borrower Name 	6/5/19
Transfer Assumption Application Processing Report	Provides information for tracking Assumption requests.	<ul style="list-style-type: none"> • State • District • Servicing Office • County • Status • Date Type 	6/17/19
Transfer Assumption Completed Actions Report	Provides a list of transfer and/or assumption actions that have been completed. This includes actions with or without an application package.	<ul style="list-style-type: none"> • State • District • Servicing Office • County • Status Date 	1/16/18
Year End Analysis Report	Provides information for tracking YEA reviews. User can search on Due Date, Credit Action Date, or Completed Date.	<ul style="list-style-type: none"> • State • District • Servicing Office • County • Status • Date Type • Reason for Review • Completed by Contractor 	1/16/18

--*

List of Available Reports (Continued)

A Farm Loan Programs Data Mart (Continued)

*--4 FLP Direct Reports, FLP Loan Servicing Reports, Special Servicing

Report Name	Report Description	User Selection Criteria	Date Last Modified
5-FLP Servicing Application Timeclock Report	Provides information on the Timeclock Deadline for FSA to process loan servicing applications. Report should be used to ensure applications are processed within the 60-day regulatory timeframe.	<ul style="list-style-type: none"> • State • District • Servicing Office • County • Application Status • Race • Gender • Date Complete Application Received • Category Name • Report Selection 	1/16/18
5-FLP Special Servicing Queries Report	Provides a list of completed Special Servicing activities based on selections made by the user.	<ul style="list-style-type: none"> • State • District • Servicing Office • County • Ethnicity • Race • Gender • Queries 	5/4/17
Open Activities Report	Provides a list of open Special Servicing activities. User can select to view all open activities or just those that are past due.	<ul style="list-style-type: none"> • State • District • Servicing Office • County • Status 	12/14/17
Primary Loan Servicing Actions Report	Provides information on primary loan servicing activity transactions that have been processed. User can obtain summary and detailed information based on specific date range.	<ul style="list-style-type: none"> • State • District • Servicing Office • County • Report Date • Action • Report Selection 	3/7/19

--*

List of Available Reports (Continued)

A Farm Loan Programs Data Mart (Continued)

*--5 FLP Direct Reports, Farm Business Plan

The following are the available FBP Reports.

Report Name	Report Description	User Selection Criteria	Date Last Modified
FBP Borrower Classification Reports	Provides a summary report and two detail reports for identifying active borrowers who are not in FBP and those who are in FBP but do not have a classification. There is also a second summary report showing the age of classifications and a detail report to identify borrowers who have not been classified in the past two years.	<ul style="list-style-type: none"> • State • District • Service Office • County 	4/15/19
FBP Compared to active DLS Borrowers Report	This report ensures that there are no duplicate borrowers in FBP and that inactive borrowers are removed from FBP in a timely manner. It provides a summary report along with two detail reports for identifying FBP records for clients who are no longer active borrowers and customers with more than one FBP record.	<ul style="list-style-type: none"> • State • Service Office 	4/15/19

--*

List of Available Reports (Continued)

A Farm Loan Programs Data Mart (Continued)

***--6 FLP Funding & Goal Report, FLP Funding Reports**

The following are the available FLP Funding Reports.

Report Name	Report Description	User Selection Criteria	Date Last Modified
Funds Not Available	Provides the borrower name, loan amount, and program group for current funds not available.	<ul style="list-style-type: none"> • State • Program Group • Fund Code 	10/27/17
Funds Requested	Provides the borrower name, loan amount, and program group for current funds requested.	<ul style="list-style-type: none"> • State • Program Group • Fund Code 	10/27/17
Obligation Allotment and Appropriation Dashboard	Provides the number and amount of direct and guaranteed obligations for the current FY. This report is similar to the PFCS Allocation and Appropriation Report.	<ul style="list-style-type: none"> • State • Fiscal Year • Program Class • Program Parent • Program Name • Report Selection 	7/27/18

--*

List of Available Reports (Continued)

A Farm Loan Programs Data Mart (Continued)

***--7 FLP Funding & Goal Reports, Goals Reports**

The following are the available FLP Goals Reports.

Report Name	Report Description	User Selection Criteria	Date Last Modified
Reduce Direct Delinquency Rates on Loans LS- Goal 1	Provides current direct loan delinquency rates for goal monitoring purposes.	<ul style="list-style-type: none"> • State • District • Servicing Office • County 	6/1/18
Reduce First Year Delinquency Rates on New Loans- Goal 1	Provides the current rate.	<ul style="list-style-type: none"> • State • District • Servicing Office • County • Report Selection 	9/26/18
Reduce Guaranteed Delinquency Rates on Loans LS- Goal 2	Provides current guaranteed loan delinquency rates for goal monitoring purposes.	<ul style="list-style-type: none"> • State • Servicing Office • County 	6/18/18
Reduce Average Processing Times for Direct Loans- Goal 2	Provides the average number of days from application receipt to first disposition. EM loans and applications with a Class I or Class II environmental assessment are excluded.	<ul style="list-style-type: none"> • State • District • Servicing Office • County • Ethnicity • Race • Gender 	6/1/18
Reduce Average Processing Times for Direct Loans- Goal 2 Detail	Lists applications used to calculate Goal 2. EM loans and applications with a Class I or Class II environmental assessment are excluded.	<ul style="list-style-type: none"> • State • District • Servicing Office • County • Ethnicity • Race • Gender 	6/1/18

--*

List of Available Reports (Continued)

A Farm Loan Programs Data Mart (Continued)

*--7 FLP Funding & Goal Reports, Goals Reports (Continued)

Report Name	Report Description	User Selection Criteria	Date Last Modified
Special Servicing Processing Times LS- Goal 3	Provides benchmarks and accomplishments for FY 2012 through 2016 FLP Loan Servicing Goal 3. Measures the percentage of special servicing applications that are processed within the 60-day regulatory timeframe.	<ul style="list-style-type: none"> • State • District • Servicing Office • County • Report Selection • Fiscal Year 	8/30/18
Lending to Beginning Farmers and Ranchers- Goal 4	Provides the current year percentage of direct and guaranteed borrowers who were provided loan assistance as beginning farmers. Results are based on obligation date for FO and OL loans.	<ul style="list-style-type: none"> • State • District • Servicing Office • County • Ethnicity • Race • Gender 	6/1/18
Lending to Beginning Farmers and Ranchers- Goal 4 Detail	Lists current year direct and guaranteed borrowers who were provided loan assistance as beginning farmers. Results are based on obligation date for FO and OL loans.	<ul style="list-style-type: none"> • State • District • Servicing Office • County • Ethnicity • Race • Gender 	6/1/18
Lending to Socially Disadvantaged Farmers and Ranchers- Goal 5	Provides the current year percentage of direct and guaranteed borrowers who were provided loan assistance as SDA. Results are based on obligation date for FO and OL loans.	<ul style="list-style-type: none"> • State • District • Servicing Office • County • Ethnicity • Race • Gender 	6/1/18
Lending to Socially Disadvantaged Farmers and Ranchers- Goal 5 Detail	Lists current year direct and guaranteed borrowers who were provided loan assistance as SDA. Results are based on obligation date for FO and OL loans.	<ul style="list-style-type: none"> • State • District • Servicing Office • County • Ethnicity • Race • Gender 	6/1/18

--*

List of Available Reports (Continued)

A Farm Loan Programs Data Mart (Continued)

***--8 FLP Guaranteed Reports, Guaranteed Loan system (GLS) Reports**

The following are the available GLS FLPDM Reports.

Report Name	Report Description	User Selection Criteria	Date Last Modified
Borrowers Having Loans with Both ACA and FLCA Lenders Report	Provides a list of borrowers who have active loans with both ACA and FLCA Lenders.	<ul style="list-style-type: none"> • State • Servicing Office • County 	7/5/18
Current Lender Designations Report	Provides a list of current lender designations (similar to GLS4023), including effective date of agreement.	<ul style="list-style-type: none"> • State • Lender Status 	7/5/18
FLPRA Guaranteed Average Loan Loss Rate Report	Provides information on guaranteed average loan loss rates to support FLPRA review.	<ul style="list-style-type: none"> • State • Servicing Office • County • Fiscal Year 	7/27/18
FLPRA Guaranteed Loans Closed Report	Provides a list of loans closed in specific fiscal year to support FLPRA elements.	<ul style="list-style-type: none"> • State • Fiscal Year 	7/27/18
FLPRA Guaranteed Obligations Report	Provides a list of guaranteed obligations used to calculate FLPRA elements.	<ul style="list-style-type: none"> • State • Servicing Office • County • Report Selection 	6/18/18
FLPRA Loans made to refinance lenders own debt	Provides a list of guaranteed loans made to refinance lenders own debt to support FLPRA review.	<ul style="list-style-type: none"> • State • Servicing Office • County • FLPRA • Fiscal Year 	9/25/19
Guaranteed Annual Loan Loss Rate Report	Provides the guaranteed loan loss rate for the current fiscal year.	<ul style="list-style-type: none"> • State • Servicing Office • County • Report Selection 	7/27/18

--*

List of Available Reports (Continued)

A Farm Loan Programs Data Mart (Continued)

***--8 FLP Guaranteed Reports, Guaranteed Loan system (GLS) Reports (Continued)**

Report Name	Report Description	User Selection Criteria	Date Last Modified
Guaranteed Fees Report	Provides information on guaranteed fees collected during specified date range.	<ul style="list-style-type: none"> • State • Servicing Office • County • Report Selection 	7/5/18
Guaranteed Obligation Transactions Report	Provides a list of transactions that affect the obligated loan amount. This includes 1 A and 1 D transactions.	<ul style="list-style-type: none"> • State • Servicing Office • County 	7/5/18
Lender Representative List Report	Displays current lender representative information for lenders with active FLP loans.	<ul style="list-style-type: none"> • State 	6/18/18
Loans Sold on Secondary Market Report	Displays a list of guaranteed FLP loans that have been sold on the secondary market.	<ul style="list-style-type: none"> • State • Servicing Office • County 	6/18/18

--*

List of Available Reports (Continued)

A Farm Loan Programs Data Mart (Continued)

***--9 FSFL Reports, FSFL Loan Making**

The following are the available FSFL Loan Making Reports.

Report Name	Report Description	User Selection Criteria	Date Last Modified
Direct Application Report FSFL	Provides information on the FSFL application process from Received Date through Loan Closing Date. Carryover applications received in prior FY will be displayed until withdrawn, rejected, or closed.	<ul style="list-style-type: none"> • State • County • Loan Type • Status • Race • Gender • Ethnicity • Borrower • Application Received Date 	3/30/18
FSFL Condensed Report	Condensed listing of FSFL loans categorized by State, including loan count, obligated amount, and outstanding amount.	<ul style="list-style-type: none"> • State • County • Fiscal Year 	6/1/18
FSFL Congressional District Report	Provides information on FSFL obligations by congressional district.	<ul style="list-style-type: none"> • State • Congressional District • Fiscal Year 	8/14/18
FSFL Original Report	Provides a summary of FSFL work tasks from the DLS loan making application checklist. User may ask for Incomplete or Complete work tasks.	<ul style="list-style-type: none"> • State • County 	4/23/18

--*

List of Available Reports (Continued)

A Farm Loan Programs Data Mart (Continued)

*--9 FSFL Reports, FSFL Loan Making (Continued)

The following are the available FLP Goal reports.

Report Name	Report Description	User Selection Criteria	Date Last Modified
Office Management FSFL Dashboard	Lists specific FSFL work tasks from the DLS loan making application checklist. User may ask for Incomplete or Complete work tasks.	<ul style="list-style-type: none"> • State • County • Ethnicity • Task Status • Race • Gender • Task Status • Task • Date Type 	4/23/18
Related Entity Report FSFL Dashboard	Lists all related entities identified during the FSFL application process. Note: For a list of parties currently liable for a loan, use the Related Entities Report located in the FSFL Loan Servicing Reports folder.	<ul style="list-style-type: none"> • State • County • Ethnicity • Race • Gender • Status • Related Entity Type • Report Selection 	4/23/18

--*

List of Available Reports (Continued)

A Farm Loan Programs Data Mart (Continued)

***--10 FSFL Reports, FSFL Loan Servicing**

The following are the available FSFL Loan Servicing Reports.

Report Name	Report Description	User Selection Criteria	Date Last Modified
Borrower Mortgage Monitoring FSFL Dashboard	Provides a list of recorded mortgages for FSFL loans. User can search on Active or Released mortgaged instruments.	<ul style="list-style-type: none"> • State • County • Status 	5/16/19
Borrower Financing Statement Report FSFL Dashboard	Used to monitor current status of Financing Statements for FSFL loans. Detailed report provides information on Amendments, Continuations, and Terminations.	<ul style="list-style-type: none"> • State • County • Status • Date Type 	6/5/19
FSFL Capacity Report	Provides capacity information for FSFL applications, disbursements, and closed loans.	<ul style="list-style-type: none"> • State • County • Fiscal Year • Category 	6/1/18
FSFL Delinquency Report	FSFL's that are \$25 or more delinquent.	<ul style="list-style-type: none"> • State • County 	1/16/18
Farm Visit FSFL Dashboard	Provides information for tracking Farm Visits. User can search on Scheduled Date or Completed Date and type of visit.	<ul style="list-style-type: none"> • State • County • Status • Visit Type • Date Type • Completed by Contractor 	5/16/19
FSFL Disbursement Report	Report of FSFL disbursement loans based on the last four fiscal years of obligation.	<ul style="list-style-type: none"> • State • County • Disbursement Date 	4/23/18
FSFL Outstanding Report	Provides a summary of outstanding FSFL loans based on the last four fiscal years of obligation.	<ul style="list-style-type: none"> • State • County 	4/23/18

--*

List of Available Reports (Continued)

A Farm Loan Programs Data Mart (Continued)

*--10 FSFL Reports, FSFL Loan Servicing (Continued)

Report Name	Report Description	User Selection Criteria	Date Last Modified
FSFL Payment History Report	Provides a detailed list of payment collected during specified fiscal years.	<ul style="list-style-type: none"> • State • County • Fiscal Year • Borrower • Loan Type 	5/4/18
FSFL Repayment Report	Provides information on FSFL repayments based on fiscal year.	<ul style="list-style-type: none"> • State • County • Fiscal Year 	4/23/18
Payment Reminder Report FSFL	Provides information used to generate payment reminder letters. User must specify an installment due date range.	<ul style="list-style-type: none"> • State • County • Date Type 	5/4/18
Reminder Report-FSFL Only Report	Provides information on FSFL routine loan servicing workflow reminders. User can select pending, postponed, closed, or all reminders. User can search based on Alert Date, Due Date or Closed Date.	<ul style="list-style-type: none"> • State • County • Status • Date Type • Borrower 	4/23/18
Related Entities FSFL	Identifies related entities currently liable for all active FSFL loans. Based on Related Entities linked on Customer Profile. Note: For a list of parties identified at the time of application, use the Related Entity Report located in the FSFL Loan Making Reports folder.	<ul style="list-style-type: none"> • State • County • Borrower 	4/24/18
Status of Farm Storage Facility Loans Report	Provides status information for all outstanding FSFL loans.	<ul style="list-style-type: none"> • State • County 	7/5/18

--*

List of Available Reports (Continued)

A Farm Loan Programs Data Mart (Continued)

***--11 FSFL Reports, FSFL Accounting**

The following are the available FSFL Accounting Reports.

Report Name	Report Description	User Selection Criteria	Date Last Modified
IRS 1098 Reconciliation Correction Report	Provides a list by calendar year of all reportable interest for FSFL loans	<ul style="list-style-type: none"> • Calendar Year 	1/16/18
Reconciliation Report Original 1098 Forms	Provides a list by calendar year of all 1098's that were corrected for FSFL loans	<ul style="list-style-type: none"> • Calendar Year 	1/16/18

--*

List of Available Reports (Continued)

A Farm Loan Programs Data Mart (Continued)

12 PLAS Reports

The following are the available PLAS Reports.

Report Name	Report Description	User Selection Criteria	Date Last Modified
Office Lookup Dashboard	This report provides State, district, servicing office, and county information based on existing alignments. The information is provided only as an aid during office realignments. To request changes, FSA-2125 must be *--completed and provided to the RD Business Center.--*	<ul style="list-style-type: none"> • State 	10/27/17
SCIMS to PLAS Discrepancy	Daily report that lists PLAS 4C Transaction discrepancies resulting from the previous night's update. These discrepancies do not appear in ADPS *--and must be corrected by the RD Business Center. Users have the--* option to view reports from the last 30 days.	<ul style="list-style-type: none"> • State • District • Servicing Office 	9/26/18
SCIMS to PLAS Exception	Provides information on exceptions between current PLAS borrower information and current SCIMS borrower information that prevents updating name and address information in PLAS from SCIMS.	<ul style="list-style-type: none"> • State • District • Servicing Office 	3/18/19
SCIMS to PLAS Update	Daily report that shows the transactions that have updated PLAS using information in SCIMS. Users have the option to view reports from the past 30 calendar days.	<ul style="list-style-type: none"> • State • District • Servicing Office • Date Selection 	6/5/19

List of Available Reports (Continued)

B GLS

1 Application Reports

The following are the available Application Reports.

*--

Report Number	Report Name	Report Description
GLSAPP02	Guaranteed Loan Applications Detail Report	Displays lender, borrower and application information for each application that matches the specified search criteria. Provides both first and final disposition information.
GLSAPP01	Guaranteed Loan Applications Summary Report	Displays the number of applications and total dollar amount for user specified breakpoints.
GLS2208	Guaranteed Loan Average Processing Times	Summarizes the number of applications received, completed, average number of days between application received and completed, average number of days from completed to final disposition, and the total of the two averages. The primary sort is State and secondary sort options are borrower race, lender status, or loan type. A drill-down to detail by mail code is also available. Report can be used to monitor Loan Making Goal 3 by selecting Environmental Review Type of CATEX.
GLS2209	Guaranteed Loan Application Tracking Summary Report	Tracks applications from received date to final disposition by State.
GLS2209A	Guaranteed Loan Application Tracking Detail Report	Tracks applications from received date to final disposition. Provides both first and final disposition information.

--*

List of Available Reports (Continued)

B GLS (Continued)

***--2 Activity Reports**

The following are the available Activity Reports.

Report Number	Report Name	Report Description
GLS4290	Application Activity Summary	Summarizes the following activities: Applications received; applications completed; eligibility determinations; final dispositions; obligations; loans closed; environmental reviews; real estate appraisal reviews; and chattel appraisal reviews. User must specify a date range.
GLS4291	Application Activity Detail	Validates the counts from the GLS4290 report displaying the following information: Applications received; applications completed; eligibility determinations; final dispositions; obligations; loans closed; environmental reviews; real estate appraisal reviews; and chattel appraisal reviews. User must specify a date range.

--*

List of Available Reports (Continued)

B GLS (Continued)

2 Activity Reports (Continued)

Report Number	Report Name	Report Description
GLS4292	Servicing Activity Summary	<p>Summarizes the following activities:</p> <p>SEL File Reviews; CLP File Reviews; PLP File Reviews; Chattel Appraisal Reviews; Real Estate Appraisal Reviews; SEL Annual Analysis Reviews; CLP Annual Analysis Reviews, PLP Annual Analysis Reviews; Line of Credit Reviews; Restructure Pre Reviews; or Restructure Post Reviews.</p> <p>User must specify a date range.</p>
GLS4293	Servicing Activity Detail	<p>Validates the counts from the GLS4292 report displaying the following information:</p> <p>SEL File Reviews; CLP File Reviews; PLP File Reviews; Chattel Appraisal Reviews; Real Estate Appraisal Reviews; SEL Annual Analysis Reviews; CLP Annual Analysis Reviews; PLP Annual Analysis Reviews; Line of Credit Reviews; Restructure Pre Reviews; or Restructure Post Reviews.</p> <p>User must specify a date range.</p>
GLS4294	Servicing Review Activity Needed	<p>Lists active loans and displays the most recent review date for the specified review activity. This allows the user to identify loans where review activity has not been completed.</p> <p>Includes additional information to assist the user in prioritizing loans for review.</p>

List of Available Reports (Continued)

B GLS (Continued)

3 GLS Status Reports

The following are the available Status Reports.

Report Number	Report Name	Report Description
GLSSR02	Past Due Status and Default Status Report	Displays status reports and default status reports that were due and have not been recorded in GLS.
GLSSR04	Past Due Status and Default Status Summary Report	Summarizes the total number of lender branches/loans with past due status reports or default status reports.
GLS4265	Submitted Status Reports	Lists lenders who have submitted a status report. Displays all data collected on Semi-Annual and Default Status Reports, including advanced amounts. Excel version includes delinquency code description and comments.

4 Delinquency Reports

The following are the available Delinquency Reports.

Report Number	Report Name	Report Description
GLS2001	List of Delinquent Borrowers	Displays delinquent loan information by mail code for all loans past due.
GLS2002	Guaranteed Loans Behind Schedule	Summarizes loans that are not yet considered delinquent, but payment is behind schedule. Used to investigate and resolve issues to prevent loans from becoming delinquent.
GLS4067	Analysis of Delinquencies	On-request report provides a summary of borrower and loan counts, amount unpaid principal, delinquency counts, amount past due and delinquency percentages by State or loan type for active guaranteed loans.
GLS4067	Analysis of Delinquencies National Summary	On-request report provides a national summary of borrower and loan counts, amount unpaid principal, delinquency counts, amount past due and delinquency percentages for active guaranteed loans.

List of Available Reports (Continued)

B GLS (Continued)

5 Borrower Reports

The following are the available Borrower Reports.

Report Number	Report Name	Report Description
GLSLN01	Overdue Guaranteed Loan Closing Fees	Weekly report will list all borrower loans with a Suspend Code equal to 4 and a Date of Loan Closing or a Date of Last Register greater than 30 days from the Run Date of the Report. Provides a listing by Borrower ID Number within State and County codes. The primary purpose of this report is to provide Finance Office users with a list of borrower loans that have unpaid Guaranteed Loan Closing Fees outstanding for more than 30 days.
GLSLN03	Parties Liable for GLS Loans	Weekly report will list all borrowers and co-borrowers responsible for GLS loans.

6 Loan Reports

The following are the available Loan Reports.

Report Number	Report Name	Report Description
GLSLN02	Trial Balance Guaranteed Loan Lender	On-request report provides a listing of all active guaranteed loans for a lender. The primary purpose of this report is to provide user with information concerning a lender's active portfolio.
GLS2212	Borrowers Having Direct & Guaranteed Loans Summary	Provides a total of unduplicated borrowers having both direct and guaranteed loans by State.
GLS2213	Borrowers Having Direct & Guaranteed Loans Detail	Provides list of Borrower's ID and name of unduplicated borrowers having both direct and guaranteed loans for selected State.
GLSREAM1	Reamortized Loans Summary	Provides a summary of loans reamortized.

List of Available Reports (Continued)

B GLS (Continued)

6 Loan Reports (Continued)

Report Number	Report Name	Report Description
GLSREAM2	Reamortized Loans Detail	Provides a detail listing of loans reamortized.
GLS4263	Lender Loans Closed - Pending Closing in GLS Report	Lists all loans that are closed by the lender but are waiting for approval to be closed in GLS.
GLSIA06	Guaranteed Loans That Require Attention	Provides a list of loans that are delinquent, past due, or past the maturity date.

7 Loan Reports - A/R

The following are the available Loan Reports - A/R.

Report Number	Report Name	Report Description
GLS4011	Accounts Receivable Summary	Summarizes the number of claims and unpaid principal and interest by geographic State for the loan types selected.
GLS4010	Accounts Receivable Listing	Provides a detailed listing of accounts receivable along with unpaid principal and interest amounts.
GLS2113	Guaranteed Loan Repurchases Summary by Fiscal Year	Provides a national summary of counts of guaranteed loan repurchases by State across FY. A drill-down to detail is also available.
GLS2113	Guaranteed Loan Repurchases Detail	Provides detailed information for guaranteed loan repurchases for the selected State.

List of Available Reports (Continued)

B GLS (Continued)

8 Lender Notices

The following are the available Lender Notices Reports.

Report Number	Report Name	Report Description
GLSNT01	Guaranteed Loan Holder Purchase Report	Notifies the lender and field offices that USDA has purchased all or part of a loan's guaranteed portion. It also provides instructions for lenders to submit payments applicable to the guaranteed portion to USDA.
GLSNT02	Notice of Pending Interest Assistance Review Date	System-generated report listing the Borrower ID, Loan Number, Loan Amount, Date of Annual Review for Interest Assistance, and Current Interest Assistance Rate. The primary purpose of this report is to notify the Lender that in order to keep Interest Assistance active on the Loan, they must submit FSA-2222 Form 1980-24, within 60 days prior to Annual Review Date.
GLSNT05	Notice of Loan Maturing	This report is a notice to lender of Loan Note Guarantees maturing within 30 days and notice to lender of Contract of Guarantee expiring within 30 days. System generated within 30 days of guaranteed expiration date.
GLSNT03	Notice of Termination of a Guaranteed Loan	Provides identification information for each guaranteed loan account, which the lender informs USDA has been terminated, paid off, etc. The primary purpose of this report is to confirm to the lender that USDA's records show the loan as "terminated" and to inform the State and County Offices that a guaranteed loan account within their jurisdiction has been closed. Processing of TC 4031, TC 4033, TC 4041, and TC 4048 generates report.

List of Available Reports (Continued)

B GLS (Continued)

8 Lender Notices (Continued)

Report Number	Report Name	Report Description
GLSNT06	Notice of Final Maturity Date of Guaranteed Loan	Same as Report 4072. Serves as notification to a lender, and to the State and County Offices, on each loan guarantee that has expired due to final maturity. The guarantee will expire and therefore this report will be generated when the loan is 45 days past its expiration date. The primary purpose of this report is to notify a lender that guarantee has expired. System generated.
GLSNT04	Notice of Loss Settlement	This report is similar to the notice that is generated in batch and distributed to the servicing lender who has a borrower with either an estimated or final loss or a loss refund.

9 Caseload Reports

The following are the available Caseload Reports.

Report Number	Report Name	Report Description
GLS2003	Guaranteed Loans by Lender Caseload	Lists guaranteed loan information by lender ID within lender name, giving a total amount by lender name.
GLS2085	Guaranteed Caseload/Delinquency Summary	Contains a summary with drill-down capabilities to a detail report. The summary report displays counts of borrowers, loans, delinquent loans, unpaid principal, dollar amount delinquent, percent of delinquent loans, and percent of delinquent amount listed by State name. The drill-down capability is on the State name, which takes user to a detail report identical to the summary, but it will be listed by county name for the State that was drilled on.

List of Available Reports (Continued)

B GLS (Continued)

9 Caseload Reports (Continued)

Report Number	Report Name	Report Description
GLS2091	Borrowers Owing More than a Specified Amount by State	Provides a summary of borrower counts, delinquency counts, unpaid principal, P & I outstanding and P & I delinquent by State for active guaranteed borrowers owing over a specified amount. Summary by county is available as a drill-down on State.
GLS2120	Total Amount of Loans Outstanding by Gender and Race	Provides a breakout by gender and race of the guaranteed unpaid principal balance.
GLS2121	Count of Borrowers with Guaranteed Loans Outstanding by Gender and Race	Displays a count of borrowers with guaranteed loans outstanding by gender and race.
GLS4051	Assistance to Employees, Relatives and Associates	Summarizes loan statuses for employees, relatives and associates.
GLS4105	Loan Caseload Summary Report	Summarizes borrowers and loans by servicing State and loan type.
GLS4110	Loan Caseload Detail Report	Provides loan detail information for each borrower by loan type and servicing State and county.
GLS4115	Analysis by Interest Rate Summary Report	Displays number of loans and principal outstanding by sort options selected by interest rate category for all active FSA loans.
GLS4115A	Analysis by Interest Rate Detail Report	Displays detail information to analyze interest rates by sort options selected for all active FSA loans.
GLS4120	Conservation Loan Summary Report	Summarizes CL's by TOA code, either Active loans only or all loans made. Data can be sorted by State, Lender ID, Lender Status or Lender Type.

List of Available Reports (Continued)

B GLS (Continued)

10 Lender Reports

The following are the available Lender Reports.

Report Number	Report Name	Report Description
GLS4023	Current Lender Designation Report	Lists lenders that meet the lender designation requested on the criteria page. The lender's current designation is provided by State for each lender that meets the selection criteria.
GLS4103	Lender Listing	Provides the name and address of every lender with an active loan by loan type, servicing State, and lender name.
GLS4103I	Lender Listing - Internal Use Only	Provides the Lender ID and Branch, name and address, Loan Amt and Outstanding Principal of every lender with an active loan by loan type, servicing State, and lender name. Note: Do not distribute to outside sources.
GLS2009	Loans Made by Lender Summary Report	Summarizes the total number of loans made by a lender distinguishing between those made in the last 5 years and the last 2 years along with the loss percent. The ability to drill-down to the detail report is also available.
GLS2009A	Loans Made by Lender Detail Report	Details each loan made by a lender providing borrower ID, name and address along with the loan amount, closing date, loan status and loss paid.
GLSIA05	Top Lenders	Provides a list of the top lenders based on the number of active loans or amount of outstanding principal.

List of Available Reports (Continued)

B GLS (Continued)

11 Activity Register Reports

The following are the available Activity Register Reports.

Report Number	Report Name	Report Description
GLSBR01	Borrower Register	<p>System generated from each update, daily listing of the results of all borrower transactions processed by the system during the processing cycle. The report is produced in geographic State, county, borrower ID, loan number, and transaction code sequence.</p> <p>Detail transaction and loan/borrower record data will be displayed in a free format, depending on the transaction code. The primary purpose of this report is to serve, as a detail record of all processing for reference, discrepancy, and audit trail purposes.</p>
GLSLR01	Lender Register	<p>Daily listing of the results of all lender transactions and borrower transactions updating lender records processed by the system during the processing cycle. The report will be in Lender ID Number, Branch Number, and transaction sequence.</p> <p>Detail transaction and lender record data will be displayed in a free format, depending on the transaction. The primary purpose of this report is to serve as a detail record of all processing for reference, discrepancies, and audit trail purposes.</p>

List of Available Reports (Continued)

B GLS (Continued)

12 Paid Loss Reports

The following are the available Paid Loss Reports.

Report Number	Report Name	Report Description
GLS2095	Completed Loss Paid Data on Loans Guaranteed	Counts loans, loans with losses and loss percent.
GLS2101	Status of Completed Guaranteed Losses Paid by Fiscal Year	Counts and totals losses, recoveries and liquidation costs by FY of the loss.
GLS2111	Estimated Guaranteed Loan Losses Where Final Loss Has Not Been Paid	National summary of type 1 guaranteed loan losses by State across FY. Either loss counts, or dollar amounts are summarized based on selection from criteria screen.
GLS4131	Summary of Completed Losses by State	Provides numbers and totals for each loss type by State.
GLS4130	Completed Loss Listing	Lists loss information for borrowers in State and loan type order. Information will either be summarized into the last loss type and amount or detail information based on user selection.

List of Available Reports (Continued)

B GLS (Continued)

13 Loss Review Reports

The following are the available Loss Review Reports.

Report Number	Report Name	Report Description
GLS5101	Loss Claim Status Summary Report	Summary report provides information on the claim status of losses initiated in GLS.
GLS5101A	Loss Claim Status Detail Report	Detail report provides information on the claim status of losses initiated in GLS.
GLS5102	Key Liquidation Dates Summary Report	Summary report calculates the average number of days between the date the loan became delinquent and the Interest Accrual Termination Date, as well as the average number of days between the Liquidation Decision Date and the Interest Accrual Termination Date (final liquidation losses only).
GLS5102A	Key Liquidation Dates Detail Report	Detail report displays the date the loan became delinquent, the Liquidation Decision Date, and Interest Accrual Termination Date (final liquidation losses only).
GLS5103	Emergency Advances, Protective Advances and Legal Expenses Summary Report	Summary report provides information on Emergency Advances, Protective Advances and Legal Expenses.
GLS5103A	Emergency Advances, Protective Advances and Legal Expenses Detail Report	Detail report provides information on Emergency Advances, Protective Advances and Legal Expenses.

List of Available Reports (Continued)

B GLS (Continued)

13 Loss Review Reports (Continued)

Report Number	Report Name	Report Description
GLS5104	Liquidation Costs Summary Report	Summary report provides information on Liquidation Costs.
GLS5104A	Liquidation Costs Detail Report	Detail report provides information on Liquidation Costs.
GLS5105	Deductions to Final Liquidation Loss Claim Summary Report	Summary report compares the loss amount requested by the lender to the amount approved by the Agency (final liquidation losses only).
GLS5105A	Deductions to Final Liquidation Loss Claim Detail Report	Detail report compares the loss amount requested by the lender to the amount approved by the Agency (final liquidation losses only).
GLS5106	Losses with Additional Interest Summary Report	Summary report provides information on Additional Interest paid (all loss types).
GLS5106A	Losses with Additional Interest Detail Report	Detail report provides information on Additional Interest paid (all loss types).
GLS5107	Loss Claim Processing Times Summary Report	Summary report calculates the number of days between the lender's submission of the claim to the Agency's approval (only includes loss types 01, 02, 05, 06, or 07).
GLS5107A	Loss Claim Processing Times Detail Report	Detail report calculates the number of days between the lender's submission of the claim to the Agency's approval (only includes loss types 01, 02, 05, 06, or 07).

List of Available Reports (Continued)

B GLS (Continued)

14 Interest Assistance Reports

The following are the available Interest Assistance Reports.

Report Number	Report Name	Report Description
GLS2094	Guaranteed Interest Assistance Summary Report	Provides a summary of borrower counts, loan counts, and loan counts broken into various categories for active guaranteed interest assistance by State. Summary by count is available as a drill-down on State.
GLS4235	Unliquidated Interest Assistance Obligations	Totals loan balance, buydown obligated amount, interest assistance paid, and unliquidated obligated buydown amount by borrower.
GLSIA01	List of Guaranteed Loans with IA Agreements	Provides a list of all guaranteed loans with active Interest Assistance Agreements.
GLSIA02	Interest Assistance Claims Processed	Provides a list of paid Interest Assistance Claims.
GLSIA03	Oldest IA Agreements	Provides information on a borrower's first Interest Assistance Agreement.
GLSIA04	IA Claims Not Yet Processed	Lists all Interest Assistance Claims coming due within the next 30 days, or those that are past due.

List of Available Reports (Continued)

B GLS (Continued)

15 Obligation and Closing Reports

The following are the available Obligation and Closing Reports.

Report Number	Report Name	Report Description
GLS2006	Guaranteed Obligated Loans by Mail Code	Displays guaranteed loans that are obligated for the specified obligated FY by mail code, lender name and borrower name.
GLS2210	Farm Loan Program Obligations Report	Shows all loan obligations for the date range selected with the ability to limit the data by SDA, Beginning Farmer, Lender Status or Assistance Type.
GLS2008	Farmer Programs Guaranteed Unclosed Loans Obligated	Displays guaranteed loans that are obligated, but not yet closed. It is broken out by borrower name and borrower ID.

16 CLP/PLP Reports

The following are the available CLP/PLP Reports.

Report Number	Report Name	Report Description
GLS2010	Lenders Eligible for Certified Status Report	Shows all loan providers who meet requirements for status of Certified Lender.
GLS2011	Lenders Eligible for Preferred Status Report	Shows all loan providers who meet requirements for status of Preferred Lender.
GLS2014	Certified Loan Providers Report	Shows only the loan providers who already have the status of Certified Lender.
GLS2015	Preferred Loan Providers Report	Shows only the loan providers who already have the status of Preferred Lender.
GLS2012	Certified Loan Providers Not Meeting CLP Criteria	Shows all loan providers who currently have a status of Certified and no longer meet the specified criteria for that status.
GLS2013	Preferred Loan Providers Not Meeting PLP Criteria	Shows all loan providers who currently have a status of Preferred and no longer meet the specified criteria for that status.

List of Available Reports (Continued)

B GLS (Continued)

17 Debt Offset Receivable Reports

The following are the available Debt Offset Receivable Reports.

Report Number	Report Name	Report Description
GLSDC20	Loans Eligible for Offset - National Summary	National office report is used to summarize all loans eligible for offset.
GLSDC21	Loans Eligible for Offset - State Summary	State office report is used to summarize all loans eligible for offset for a specific State.
GLSDC22	Loans Eligible for Offset - Servicing Office Summary	Field office report is used to summarize all loans eligible for offset for a specific servicing office.
GLSDC22A	Loans Eligible for Offset - Detail	Provides a list of all loans where the offset eligibility indicator equals Y, and provides information on the current status of the loan.
GLSDC05	Debts Eligible for Offset Where No Receivable Has Been Established - Summary	Summarizes debts where a final loss has been paid, but a receivable has not yet been established.
GLSDC05A	Debts Eligible for Offset Where No Receivable Has Been Established - Detail	Lists debts where a final loss has been paid, but a receivable has not yet been established.
GLSDC53	Offset Status Detail Report	Provides detail information on all offset receivables within a State or servicing office.
GLSDC54	Inactive Receivables List	Lists all receivables with no collections greater than the number of years specified on the selection criteria page.
GLSDC12	Debts Eligible for IAO But Not Yet Referred - Summary	Summarizes loans where the debt has not yet been referred for IAO. User may limit the data to loans which should have already been referred.
GLSDC12A	Debts Eligible for IAO But Not Yet Referred - Detail	Identifies loans where the debt has not yet been referred for IAO. User may limit the data to loans which should have already been referred.

List of Available Reports (Continued)

B GLS (Continued)

17 Debt Offset Receivable Reports (Continued)

Report Number	Report Name	Report Description
GLSDC06	Debts Eligible for TOP But Not Yet Referred - Summary	Summarizes loans where the debt has not yet been referred to TOP. User may limit the data to loans which should have already been referred.
GLSDC06A	Debts Eligible for TOP But Not Yet Referred - Detail	Identifies loans where the debt has not yet been referred to TOP. User may limit the data to loans which should have already been referred.
GLSDC07	Debts Which Will Not Be Referred for IAO/TOP Offset - Summary	Summarizes debts where FSA has identified the reason why the debt will not be referred for offset. User is required to specify IAO or TOP offset.
GLSDC07A	Debts Which Will Not Be Referred for IAO/TOP Offset - Detail	Lists debts where FSA has identified the reason why the debt will not be referred for offset. User is required to specify IAO or TOP offset.
GLSDC08	Debts Referred for IAO/TOP Offset - Summary	Summarizes debts that are currently referred for a specified type offset.
GLSDC08A	Debts Referred for IAO/TOP Offset - Detail	Identifies debts that are currently referred for a specified type offset.
GLSDC09	Debts Deleted from IAO/TOP Offset - Summary	Summarizes debts that have been deleted from a specified type of offset referral.
GLSDC09A	Debts Deleted from IAO/TOP Offset - Detail	Identifies debts that have been deleted from a specified type of offset referral.

List of Available Reports (Continued)

B GLS (Continued)

17 Debt Offset Receivable Reports (Continued)

Report Number	Report Name	Report Description
GLSDC10	Offset Collections - Summary	Summarizes information on DCIA collections made through offset.
GLSDC10A	Offset Collections - Detail	Provides detailed information on DCIA collections made through offset.
GLSDC13	Internal Administrative Offset Collections - Summary	Summarizes DCIA collections made through IAO offset.
GLSDC14	Offset Collections/Refund - Summary	Provides financial data related to offset collections and refunds for FSA Guaranteed Loan receivables in summary format.
GLSDC14A	Offset Collections/Refund - Detail	Provides financial data related to offset collections and refunds for FSA Guaranteed Loan receivables in detail format.
GLSDC19	360-6 Refunds	Displays detail refund information for 4062 and 4962 transactions.
GLSDC15	Debts Written Off from IAO/TOP Offset - Summary	Provides financial data related to Debts Written Off for FSA guaranteed loan receivables in summary format.
GLSDC15A	Debts Written Off from IAO/TOP Offset - Detail	Provides financial data related to Debts Written Off for FSA guaranteed loan receivables in detail format.
GLSDC11	Annual Lender Notifications	Provides detailed information on recoveries processed through DCIA. Report will be provided to lenders on an annual basis.
GLSDC18	Unpaid Principal Balance	Displays daily balancing file activity against GL activity for the prior day. Account 850065 only.

List of Available Reports (Continued)

B GLS (Continued)

18 Application Authorization Security Management (AASM)

The following are the available AASM Reports.

Report Number	Report Name	Report Description
GLS4264	List of Lenders Not Established as Security Administrators in AASM Summary Report	Summarizes number of lenders, applications, obligations, and loans by servicing State where the lender has no security administrators for GLS Level 1 or Level 2 under AASM.
GLS4264A	List of Lenders Not Established as Security Administrators in AASM Detail Report	Lists lenders with active applications, obligations, or loans for FSA that have no security administrators for GLS Level 1 or Level 2 under AASM.
GLS4266	List of Lenders Established as Security Administrators in AASM Summary Report	Summarizes number of lenders, applications, obligations, and loans by servicing State where the lender has security administrators for GLS Level 1 or Level 2 under AASM.
GLS4266A	List of Lenders Established as Security Administrators in AASM Detail Report	Lists lenders with active applications, obligations, or loans for FSA that have security administrators for GLS Level 1 or Level 2 under AASM.
GLS4267	AASM User List Report	Lists users in AASM along with their status, system, role, intermediary/lender ID, branch, State, and program.
GLS4268	AASM User Maintenance Register Report	Lists all data from the user maintenance register.

List of Available Reports (Continued)

B GLS (Continued)

19 Program Reporting Group

The following are the available Program Reporting Group Reports.

Report Number	Report Name	Report Description
GLSDC48	Debts Written Off from IAO/TOP Offset - Summary	Provides financial data related to Debts Written Off for FSA guaranteed loan receivables in summary format.
GLSDC48A	Debts Written Off from IAO/TOP Offset - Detail	Provides financial data related to Debts Written Off for FSA guaranteed loan receivables in detail format.

20 MRE Reports for State Office Usage

The following are the available MRE Reports for State Office usage.

Report Name	Report Description
Alternate - Guaranteed Loss Rate - FY 2015	Provides the current loss rate, which is calculated by dividing the amount of losses during the current FY by the unpaid principal at the beginning of the FY.
Borrower Maintenance Report by Servicing Office	Displays data from the Borrower Maintenance screen. User may specify State, Office, or Borrower ID Number.
Borrowers Who Have Loans with Both PCA (ACA) & FLB (FLCA) Lenders	Provides a list of borrowers who have active guaranteed loans with both PCA and FLB.
Breakout of Loans Made by Lender Status	Provides the number and percentage of loans closed for specified FY by lender status.
Caseload/Delq with County and Office Names	Modified from GLS2085. Includes servicing office and county names.
Final Losses Paid Within the Past Three Years	Lists loans where a final loss claim has been processed within three years of the current date.

List of Available Reports (Continued)

B GLS (Continued)

20 MRE Reports for State Office Use (Continued)

Report Name	Report Description
FLPRA - Guaranteed Average Loan Loss Rate	Provides the net loss amount and original loan amount for loans used to calculate the Guaranteed Average Loan Loss Rate FLPRA element.
FLPRAOBL MRE - Guaranteed Obligations Only	Provides list of obligations used to calculate the various guaranteed obligation FLPRA elements.
GLS2120 - Specific State by Mail Code	GLS2120, Total Amount of Loans Outstanding by Gender and Race, modified to allow user to select a specific State.
GLS2121 - Specific State by Mail Code	GLS2121, Count of Borrowers with Guaranteed Loans Outstanding by Gender and Race, modified to allow user to select a specific State.
*--GLS2208 – Guaranteed Loan Average Processing Times	Modified for LMD Goal – By Servicing Office.
GLS4023 Modified to Include Effective Date of Agreement	GLS4023, Current Lender Designation Report, modified to include effective date of designation agreement.
GLS2208 – Guaranteed Loan Average Processing Times	Summarizes the number of applications received and completed, average number of days between application received and completed, average number of days from completed to final disposition, and the total of the two averages. The primary sort is State and secondary sort options are borrower race, lender status, or loan type. A drill-down to detail by mail code is also available.--*
GLS4110 Modified to add several fields for LMD & LSPMD	GLS4110, Loan Caseload Detail Report, modified to add lender type, primary loan purpose, IA indicator, beginning farmer indicator, SDA indicator, race, gender, ethnicity, borrower address, and lender designation
GOAL2 - Guaranteed Delinquency Rate - FY 2015	Provides guaranteed delinquency rates for the current goal period. Works best for States that have not had significant office realignments during goal period.
GOAL2 Alternate - Guaranteed Delinquency Rate - FY 2015	Provides current guaranteed delinquency rate for goal monitoring purposes. Useful for States who have had office realignments during goal period.
Guaranteed Fees	Summarizes the amount of guaranteed fees collected by deposit date. User must specify date deposit date range.

List of Available Reports (Continued)

B GLS (Continued)

20 MRE Reports for State Office Use (Continued)

Report Name	Report Description
Lender Representative List	Provides information from Lender Representative screen for all lenders with active loans within a State.
List of Active Guaranteed Loan Borrowers with Race, Ethnicity & Gender	Provides a list of active borrowers for specified State. Includes race, gender, ethnicity and unpaid principal balance.
Loan Purpose Breakout	Provides the amount of loan funds approved for the various loan purposes. User must specify closing date range.
* * *	* * *
Loans Made by Lenders	Summarizes the number and amount of loans closed by lender. User may specify State, lender and/or closing date range.
Loans Made to Refinance Lender's Own Debt - for specific Lender	Provides a list of loans made for the purpose of refinancing debt with the same lender. User must specify FY and Lender ID.
Loans Made to Refinance Lender's Own Debt - for specific Service Center	Provides a list of loans made for the purpose of refinancing debt with the same lender. User must specify FY and 5-digit mail code.
Loans Made to Refinance Lender's Own Debt - for specific State	Provides a list of loans made for the purpose of refinancing debt with the same lender. User must specify a FY and State abbreviation.
Loans Sold on Secondary Market	Modified from GLS4110, Loan Caseload Detail Report. Limits output to loans that have been sold on the secondary market.
OCR Race Request	Summarizes the number and amount of loans closed by race and gender. User must specify race and closing date range.
PLDATA MRE - Replaces FOCUS PLDAPA Report	Provides obligation and deobligation transaction activity for both direct and guaranteed loans for specified date range. Report is useful to monitor funds usage.
PLP Review Report - List of Active Loans - State Summary	Provides a list of loans for specified State and lender. Report is used to plan PLP Review activity.
Unmatched Lender Designations	Provides a list of lender branches where designation information does not match for all branches.

PLCE Roles and Responsibilities

Following are the roles and responsibilities for employees carrying out PLCE transactions.

Role	Responsibilities	Eligible Positions	Training Requirements	Authority
TPOC/OO	Identifies PLCE need; Receives completed work; Recommends payment for completed work	FLC; FLS; DD; FLM; FLO; LA; * * * PT; Staff appraiser	Ethics training	Inherent to position or delegated according to 1-FLP, subparagraph 23 C and Exhibit 7
PLCE Monitor	Certifies PLCE budget availability on FSA-2126 or FSA-2128; Assigns Federal Award Identification Number (FAIN) when required; Obtains Procurement Instrument Identification (PIID) from Contracting Officer; and Responds to vendor payment inquiries	Staff selected by SED and FLC	Ethics training	No delegation required – identified in required 1-FLP State supplement
ARMP	Obtains bids; Makes micropurchase; Notifies Vendor of award; issues Task Order to Vendor; Notifies County Office of Vendor award; Coordinates modifications of initial award with PLCE Monitor and Contracting Officer; Receives copy of completed work; Certifies services or products received and accepted; Submits invoice to FMMLTY Processor; Maintains log of transactions and rotation of awards among vendors; May receive and accept completed work and recommend payment for completed work	FLC, FLS, DD, FLM, FLO, LA, * * * Staff appraiser	<ul style="list-style-type: none"> • Procurement Integrity, .5 hours (score of at least 70% is required) • 508 Awareness, 1 hour (score of at least 95% is required) • ARMP Farm Loan Programs Micropurchase Payments (Exhibit 24) • .25 hours to read and sign • Ethics training 	delegated by AMD after submission of training certification

PLCE Roles and Responsibilities (Continued)

Role	Responsibilities	Eligible Positions	Training Requirements	Authority
APOC	For appraisals only: Obtains bids, makes micropurchase, notifies vendor of award, issues task order to vendor. Notifies County Office of Vendor award. Coordinates modifications of initial award with PLCE Monitor and Contracting Officer. Receives verification of completed work with a copy of approved administrative or technical review; Certify services and products received and accepted; Submits invoice to FMMI TY Processor; and maintains a log of transactions and rotation of awards among vendors	FLC, FLS, DD, FLM, FLO, LA, * * * Staff appraiser	ARMP training.	<ul style="list-style-type: none"> • Must have ARMP for the APOC role • Identified by FLC
FMMI PLCE PO Processor and FMMI PLCE TY Processor	Enters information from FSA-2126 and FSA-2128 into FMMI and creates Purchase Order (ZMY); Enters information from FSA-2126 and FSA-2128 into FMMI and creates Invoice Document (TY)	Any Position	Ethics training.	no delegation required – identified in required 1-FLP State supplement
FMMI PLCE PO Approver AND FMMI PLCE TY Approver	Approves Purchase Order (ZMY) in FMMI; Approves payment of Invoice Document (TY) in FMMI	Must not be in a subordinate position to the Processor	Ethics training	No delegation required – identified in required 1-FLP State supplement
IAS Requisitioner	Enters procurement request	Any FSA employee who has system access	<ul style="list-style-type: none"> • Ethics training. • No specific IAS training required; however, encouraged to attend training listed at https://ias.usda.gov. 	
IAS Approver	Approves use of funds	Must be in a position of a higher grade than IAS Requisitioner	<ul style="list-style-type: none"> • Ethics training. • No specific IAS training required; however, encouraged to attend training listed at https://ias.usda.gov. 	
IAS Budget Approver	Certifies completion of ZMY Obligation of PLCE funds/budget commitment	PLCE Monitor Only	<ul style="list-style-type: none"> • Ethics training • No specific IAS training required; however, encouraged to attend training listed at https://ias.usda.gov. 	

PLCE Roles and Responsibilities (Continued)

*--

For Each PLCE Transaction	THEN YOU MAY ALSO DO:							
IF YOUR ARE THE:	TPOC	PLCE Monitor	ARMP	APOC	ZMY Processor	ZMY Approver	TY Processor	TY Approver
Technical Point of Contact (TPOC)	X		X*	X*	X		X	
PLCE Monitor		X				X		X
ARMP			X	X	X		X	
APOC			X	X	X		X	
ZMY Processor	X				X		X	
ZMY Approver		X				X		X
TY Processor	X				X		X	
TY Approver		X				X		X
WHEN IAS IS INVOLVED (Contracting):	THEN YOU MAY ALSO DO:							
IAS Requisitioner	X				X		X	
IAS Approver	X				X		X	
IAS Budget Approver		X				X		X

Note: The above “THEN YOU MAY ALSO DO” applies to each unique PLCE transaction. Separation of duties is essential to maintain the integrity of the purchasing process. However, because of staffing levels, it may be necessary for an employee to have multiple roles in a PLCE transaction. Multiple roles should only be used when adequate staff are not available to process a PLCE transaction request. Additional roles that an individual may perform are noted with an (X) in this chart. A PLCE transaction would be an obligation process (APOC initiates, PLCE Monitor authorization, FMMI Processor, FMMI Approver). A separate PLCE transaction would be the payment process, or cancellation, or modification.

As outlined in subparagraph 167 G: For those States having all FLO and FLM and FLPS/FLPC designated as an ARMP, dual roles as TPOC and ARMP exist. If there is no separate TPOC in the office initiating the PLCE request, then the FLO or FLM or FLPS/FLPC will perform all TPOC duties in addition to all ARMP duties listed in the workflow.--

PLCE Roles and Responsibilities (Continued)

***--Examples of Separation of Duties:**

Example #1: An authorized agency official can be a TPOC and identify the need for an appraisal for an applicant on one order; the same person can be an ARMP/APOC for a separate PLCE transaction. See subparagraph 167 G for exceptions.

Example #2: A person can be the FMMI ZMY Processor or TY Processor for one PLCE transaction, then on a different transaction a person could be the PLCE monitor or the FMMI ZMY approver and TY approver for a separate PLCE transaction. They cannot be both the processor and approver for the same PLCE transaction. Refer to the above chart.

Example #3 ARMP/APOC (A) receives an appraisal request for ordering of an appraisal from a TPOC. The ARMP/APOC (A) cannot act as a Type 60 monitor or a FMMI approver but they could act as a FMMI processor since they are not approving the request in FMMI. However, ARMP/APOC (B) can.

On the next appraisal request from the TPOC, ARMP/APOC (B) initiates the ordering of an appraisal, ARMP/APOC (A) could have the role of Type 60 monitor and/or FMMI approver ensuring a proper separation of duties for this request is properly maintained. Refer to the above chart.--*

PLCE Roles and Responsibilities (Continued)

***--Example of Non-Contractual Separation of Duties:**

PLCE cost items that consist of paying a bill, statement, or similar demand for payment generated by a third-party against a borrower or inventory property are referred to as Routine Loan Account Maintenance, otherwise called “non-contractuals”. These cost items are **exempt** from FAR and Agriculture Acquisition Regulation (AGAR) provisions and are not subject to total cost thresholds. All non-contractual PLCE’s have fixed costs and predetermined, specific vendors. The cost and vendor for non-contractual items are all outside FSA’s control and, if the cost item is not paid, the Government’s security interests are threatened. (subparagraph 163 B)

Example: POC submits FSA-2126 and invoice document to PLCE monitor for funds approval. PLCE monitor reviews for completeness, accuracy and validity; assigns 18-digit FAIN number; enters FMMI vendor ID, PAC code, fund code; certifies availability of funds; and sends completed FSA-2126 to FMMI processor. FMMI processor enters request in FMMI to create ZMY. PO FMMI approver accesses parked PO verifies information and approves PO in FMMI which creates allocation of funds. (ZMY transaction completed)

FMMI processor enters invoice in FMMI. FMMI Approver accesses parked invoice verifies information and approves invoice which triggers funds disbursement by National Finance Office. FMMI Approver makes sure copies of the completed FSA 2126, ZMY document and TY document are returned to requesting office for placement in borrower file.

In this case a minimum of two employees can be used as the TPOC can also serve as the FMMI processor. The PLCE monitor can also serve as the FMMI approver. The FMMI approver should never be an employee of a subordinate position to the FMMI processor.--*

***--Accessing IAS for New users**

Section 1: Introduction

The Integrated Acquisition System (IAS) is the procurement system used by USDA. IAS has four components.

- iProcurement.
- PRISM.
- Invoice Module.
- Core Apps.

IAS has been configured, with the interface to Financial Management Modernization Initiative (FMMI), to support Commitment Accounting standards for transactions completed in the system, per guidance from the USDA Office of the Chief Financial Officer. Commitment Accounting in IAS is the reservation of funds at the time that requirements are approved and typically a function of funds availability certification or funds certification. When a budget officer or funds holder approves a Requisition, a commitment document is created in FMMI that draws down funds from the specified accounts (this is also known as a draw-down commitment). Requisitions are created in iProcurement (iProc).

Once a commitment has been interfaced with FMMI Purchasing agents and Contracting Officers can create awards against those requisitions to obligate funds in FMMI. Awards/Obligations are created in PRISM.

Roles & Responsibilities in IAS:

- Requisitioner/Receiver: Creates and submits requisitions in IAS for management and funds approval. They can modify unapproved requisitions, but only increase funding for approved requisitions that have been obligated. Requisitioners are also usually set up with receiving responsibilities and are responsible for creating receipts for the orders that they have requested.
- Requisition Approver: Reviews and approves requisitions for the program office or other controls such as Information Technology (IT), Property, etc.
- Budget Approver: Review and approve requisitions for funding. They can also modify approved requisitions and cancel approved requisitions.
- Commitment Document Resolution Manager: Review, take action (soft-messages), or consult with requisitioners (hard-messages) to facilitate sending failed requisitions through the FMMI.
- Contracting Specialist Lead: Assigns requisitions to contracting team.
- Contracting Specialist/Contract Officer: Create acquisition documentation including obligating documents, while managing acquisitions through their lifecycle.--*

***--Accessing IAS for New users (Continued)**

Roles & Responsibilities in IAS: (Continued)

- **Obligation Document Resolution Manager:** Review, take action (soft-messages), or consult with contracting specialists (hard-messages) to facilitate sending failed acquisitions or acquisition modifications through the FMML.
- **Receiver:** Creates and submits receipts.

Note: A User can be set up to be a receiver, without necessarily being a requisitioner.

- **Receipt Document Resolution Manager:** This is generally, but not necessarily the Commitment Document Resolution Manager. Review, take action (soft-messages) or consult with requisition/receivers to facilitate sending failed receipts through the FMML.

Note: All rejected receipts are retry-able and appear only as soft messages).

- **Invoice Entry Specialist:** Enter invoices and match them to obligating documents and receipts.
- **Invoice Approving Officer:** Reviews and approves invoices.
- **Invoice Document Resolution Manager:** Review, take action (soft-messages), or consult with receivers and contracting specialists (hard-messages) to facilitate sending failed invoices through the FMML.

Accessing IAS for New Users

The purpose of this section is to provide instructions for new users to link their existing eAuthentication account with their IAS user ID. This is a onetime procedure for new IAS users and existing IAS users who did not have their user ID mapped to an eAuthentication ID. Once linked, an IAS user will only be required to log in once with their eAuthentication ID.

1. Obtaining an IAS User ID and Password

The procedures for gaining access to IAS will continue to remain the same. Users will work with their Agency Leads to complete the appropriate paperwork.

The IAS Agency Lead will send the appropriate forms to the IAS Help Desk who will set up the new user in IAS with the appropriate responsibilities and an IAS user ID. Even though IAS is eAuthenticated, an IAS user ID will be required on the first log in to IAS.--*

*--Accessing IAS for New users (Continued)

2. Accessing the IAS eAuthentication Login Page

After receiving an IAS user ID and temporary password, users should go to the IAS website at <https://ias.usda.gov/>.

Users should then click on the “Oracle” tab in the upper left hand corner.

Note: Even if the IAS user will only be accessing the PRISM module, they will need to log in to the Oracle Module first. The linking between an IAS user ID and the eAuthentication ID occurs in the Requisition Module.



3. Logging into eAuthentication

After clicking on the “Oracle” link, users will be redirected to an eAuthentication login screen. Users should enter their existing USDA eAuthentication user ID and password.



After entering your credentials, click “Login”.--*

***--Accessing IAS for New users (Continued)**

4. Linking Your IAS User ID to Your eAuthentication ID

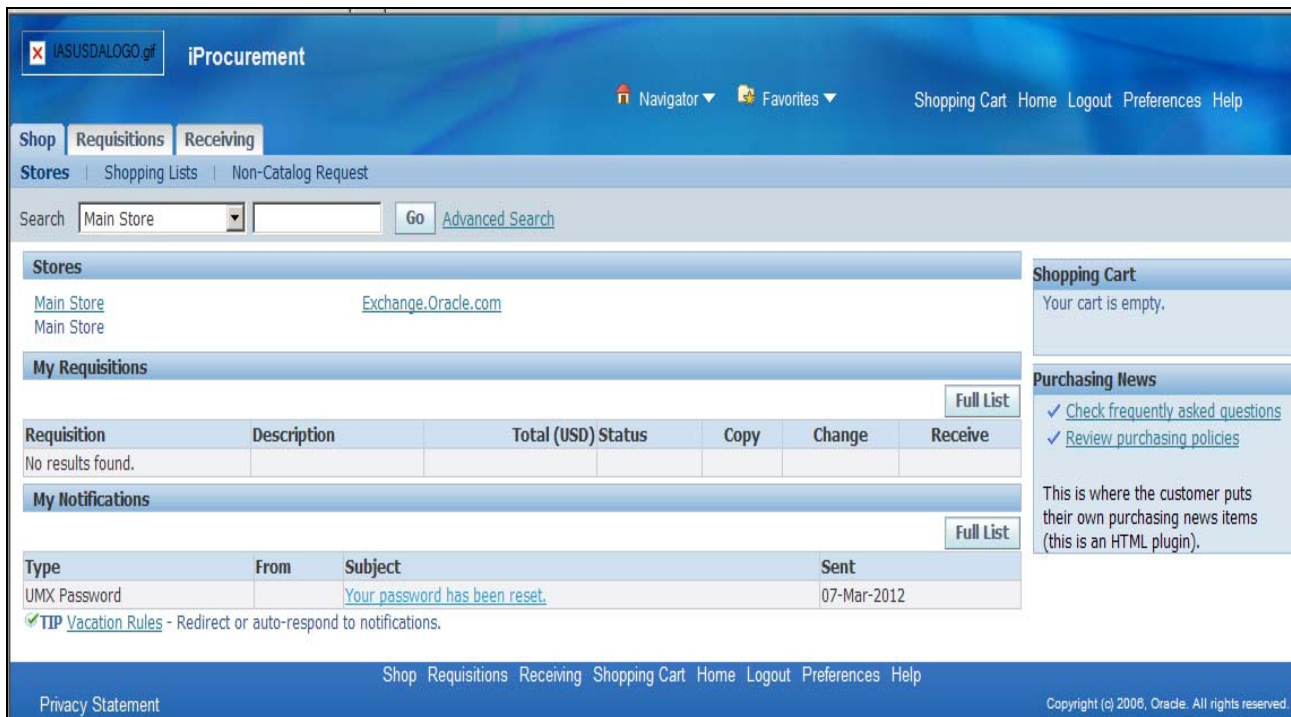
After logging in with your eAuthentication credentials, you will be second log in screen within IAS. Enter your IAS User ID and temporary password provided to you by the IAS Help Desk. Click “Apply”.

--*

*--Accessing IAS for New users (Continued)

5A. Accessing IAS Requisition and Receiving Modules

If you are an IAS user who will only have access to the IAS requisition and/or receiving modules, after providing your IAS user ID and password, you will be logged directly into iProcurement and will be able to create/approve requisitions and create receipts.



5B. Accessing IAS Acquisition Modules

When an IAS user logs in with their local Oracle User ID and password, their IAS and eAuthentication accounts will be “linked”. If a new IAS user only has access to the Acquisition (PRISM) module of IAS, they will still need to log into the iProcurement part of IAS first to “link” their accounts.--*

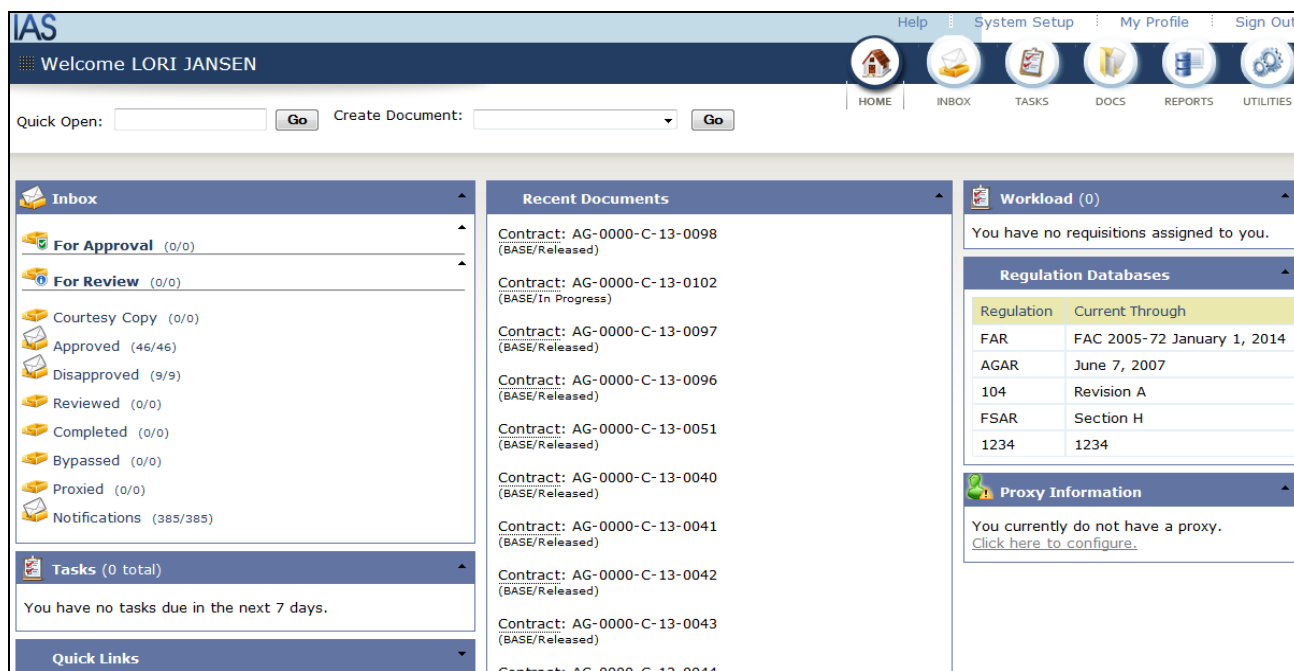
*--Accessing IAS for New users (Continued)

5B. Accessing IAS Acquisition Modules (Continued)

After linking their accounts, users of the Acquisition Module will then need to return to the IAS website and click on “PRISM” in the upper left hand corner.



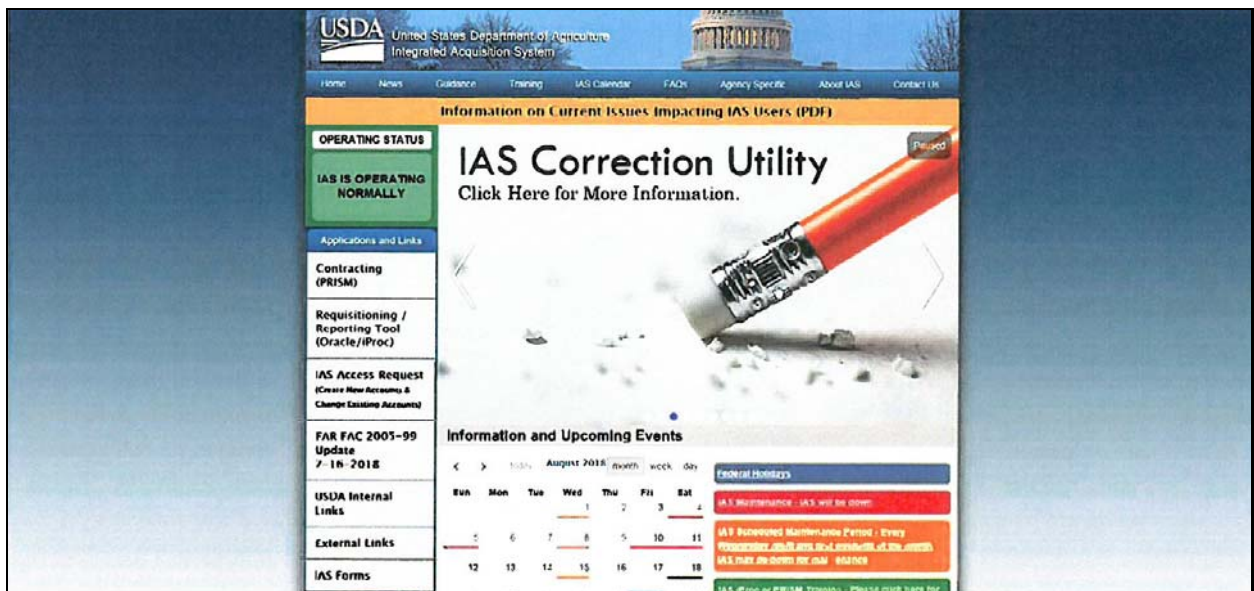
This will result in a new window that directs a user to the Acquisition Module of IAS. Because an eAuthentication session has already been established, the user should be automatically logged in after selecting this URL.



--*

***--Creating IQ-Program Loan Cost Fund Requisitions**

Following are instructions for processing PLCE Contractual requirements through IAS.



FOR PROCESSING PLCE CONTRACTUAL REQUIREMENTS

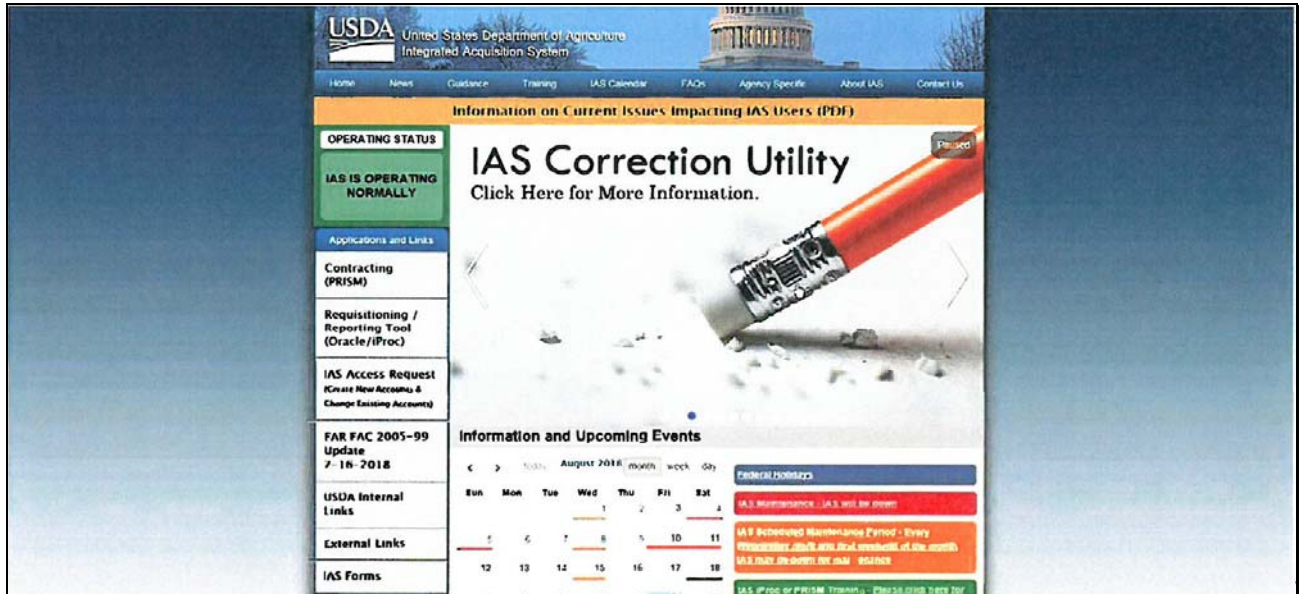
The processes established in this guide will be used to process PLCE contractual requirements set out in 1-FLP Handbook, Part 7. (Note: For PLCE transactions exceeding the micro-purchase established in subparagraph 163 of 1-FLP.

The processes established in this guide will be used to process PLCE contractual requirements for appraisals set out in 1-FLP Handbook.

Note: Noncontractuals or micro-purchase requirements will not require the establishment of an IAS requisition. Additionally, appraisals at or below the micropurchase limit will be handled without processing an IAS requisition.

--*

*--Creating IQ-Program Loan Cost Fund Requisitions (Continued)



INSTRUCTIONS FOR PROCESSING PLCE CONTRACTUAL REQUIREMENTS THROUGH IAS

- Access the IAS site: <https://ias.usda.gov/index.html>
- Select Requisition/Reporting Tool (Oracle/iProc) link
- Select Requisition Link
- Select the USDA Requisitions link
- This will bring you to the iProcurement Home Page

--*

***--Creating IQ-Program Loan Cost Fund Requisitions (Continued)**

The screenshot shows the 'Non-Catalog Request' form in the USDA AGRICULTURE iProcurement system. The form includes fields for 'Item Type' (set to 'Goods or services sold by amount'), 'Item Description', 'Reserved for purchase time' (set to 'YES'), 'Amount', and 'Currency' (set to 'USD'). On the right side, there are input fields for 'Supplier Name', 'Site', 'Contact Name', 'Phone', and 'Supplier Item'. Action buttons for 'Clear All', 'Add to Cart', and 'Add to Favorites' are visible at the top right and bottom right of the form area.

Requisitions enters the applicable information at this screen:

- 1) Non-Catalog Request
- 2) Item Type: choose from the drop-down menu
- 3) Item Description: Enter description of the requirement based on Form 2126 or 2128 or the statement of work.
- 4) Enter amount of PLCE requirement
- 5) Currency: Defaults to USD
- 6) Supplier Name: Vendor name should be included on the 2126 or 2128.
- 7) Site Field: this information will populate with the vendor's name.
- 8) Contact name: Enter the contact name for vendor.
- 9) Phone: Enter the telephone number for the contact.

Select the Add to Cart function - information will flow into the shopping cart.

--*

Creating IQ-Program Loan Cost Fund Requisitions (Continued)

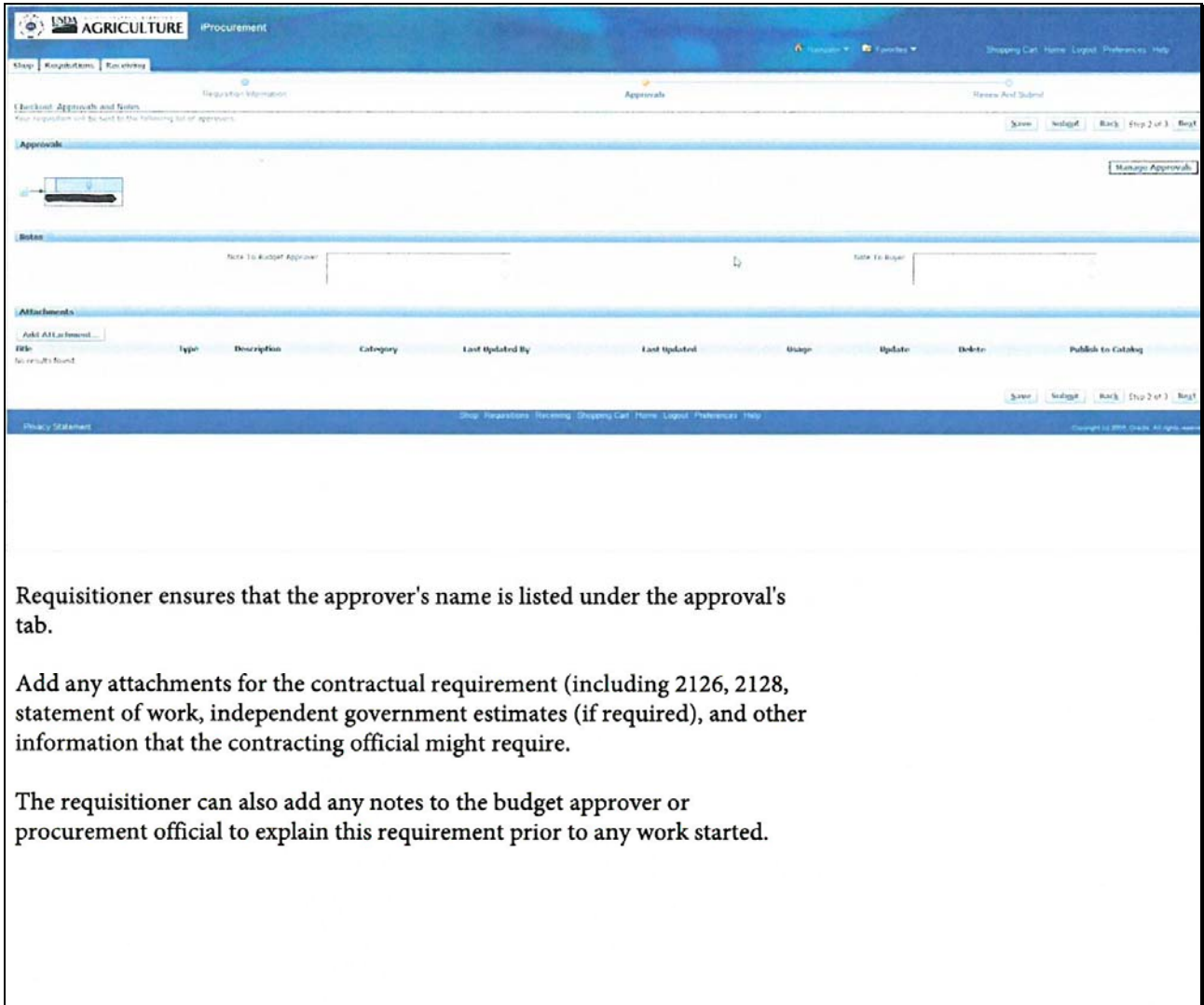
_

The screenshot shows a web-based requisition form. At the top, there are navigation tabs for 'Shop', 'Requisitions', and 'Receiving'. Below this, the form is titled 'Requisition Information' and is part of a 'Checkout: Requisition Information' process. The form includes several fields: 'Requisition Description' (Sample Requisition), 'Transaction Code' (IQ-PROGRAM LOAN COST FUNDS), 'Acquisition Approval Request (AAR) #', 'Type of IT Investment', 'Unit' (STATE), 'Product/Service Need-By' (20-Jun-2019 10:26:36), 'Requester', 'Deliver-To Location' (FSA-WDC-DAFLP-LMD), and 'Charge Account' (FA00.ZZ.ZZZZZZZZ.3320). The form is divided into sections: 'Requisition Information', 'Delivery', and 'Billing'. Navigation buttons like 'Cancel', 'Save', 'Edit Lines', and 'Next' are visible at the bottom of the form sections.

- 1) Requisition Description: Information will populate from the proceeding page.
- 2) Transaction Code: Select the magnifying glass and use the IQ% wild-card to obtain a list of transaction codes. Select the IQ Program Loan Cost Funds option.
- 3) Acquisition Approval Request (AAR) #: Not a mandatory field.
- 4) Type of IT Investment: Not a mandatory field.
- 5) Unit: Select the Contracting Office Region:
FPAC: Business, Support Contracting Organization or
State: FSA State office Contracting Organization
- 6) Product/Service Need by Date: Click on the calendar and select the date the requirement is needed.
- 7) Deliver to Location: This field should be pre-populated to reflect the employee's current location. If this location needs to be changed, select the magnifying glass to make the necessary change.
- 8) Charge Account: Select the link. The accounting code should reflect one of these types of funds:
FA.00.ZZ.ZZZZZZZZ.3360 – Direct Financing (R) Account
FA.00.ZZ.ZZZZZZZZ.3360 – Direct Liquidating or Inventory Property (L) Account
FA.00.ZZ.ZZZZZZZZ.3360 – American Recovery and Re-investment Act (ARRA) (S) Account
FA.00.ZZ.ZZZZZZZZ.2570 – Program Account (A) Account

*

***--Creating IQ-Program Loan Cost Fund Requisitions (Continued)**



Requisitioner ensures that the approver's name is listed under the approval's tab.

Add any attachments for the contractual requirement (including 2126, 2128, statement of work, independent government estimates (if required), and other information that the contracting official might require.

The requisitioner can also add any notes to the budget approver or procurement official to explain this requirement prior to any work started.

--*

*--Creating IQ-Program Loan Cost Fund Requisitions (Continued)



Requisitioner's opportunity to review the information prior to sending the transaction to the Budget Approver.

Select the 'Show' link under "Detail Line" to display the perimeters of the entire requisition. You have the opportunity to print the page.

Once the information is confirmed you can select the submit button and the requisition is forward to the budget approver for review and approval. After budget approval the requisition is automatically sent to the procurement official or office established in the budget approvers default approval chain.

--*

***--Agency Representative for Micropurchase (ARMP) Request for Delegation**

ARMP's must read, sign, and date the following before AMD grants delegated authority for micropurchases.

Your Blueprint for Success

This section will lead you step-by-step through the process of preparing to use your micropurchase authority.

Verify you have completed the training and received the Acquisition Management Division Delegation of Authority letter and you have it readily available for audit purposes.

Ensure Availability of Funds

You must establish the amount of your available funds BEFORE authorizing service or making any purchases.

You must track purchases during the month to ensure that there are sufficient funds available to make all required purchases. ARMP's should use a log system to record purchases and the dollar amounts committed. Then they know at a glance the amount of their unobligated funds or certified fund availability.

Conduct Market Research

Market research allows you to make an informed, responsible, reasonable purchase. Do enough market research to ensure that the Government gets a good value for its money in terms of reasonable price and timely/reliable/quality service. The purchase should represent the best buy that meets the Government's minimum requirements.

When applicable, compare prices and check with your contracting activity to see if there are existing contracts that offer you a good price, service, and quality. These existing contracts have been negotiated at your agency or by other agencies and can sometimes offer advantages in time and money savings. Check with the merchant to determine if they accept the purchase account.

Select the Best Value

When making micropurchases, identify the service that best satisfies the requirement, weighing both price factors and non-price factors. You can use a higher priced contractor if it represents a better value, but it is your responsibility as the ARMP to perform basic comparison-shopping and to briefly document the basis for your purchase decisions.--*

Agency Representative for Micro-purchase (ARMP) Request for Delegation (Continued)

Seek State Tax Exemption

Visit the **GSA SmartPay Website** to find out more about the State tax requirements in your state.

Talk to Merchants

You should be as specific as possible when talking to merchants. Ask about the following.

- Price.
- Time of delivery.
- Communicate required deliverable.
- Discounts for Government purchases, if applicable.
- Invoicing requirements.

When you have all the necessary information, make the purchase.

Note: A merchant may never require the ARMP to complete a postcard or similar device that includes the account holder's account number, card expiration date, signature, or any other account data in plain view when mailed.

Is It Necessary to Distribute Purchases?

FAR Part 13.203(a)(1) of the Federal Acquisition Regulations recommends that micropurchases be equitably distributed among qualified merchants to the extent practicable.

Determine Dollar Limits

There are generally two types of dollar limits applied to your delegation of authority.

- *--Single purchase limit - \$2,500.00 for services and \$10,000 for appraisal products.
- Monthly purchase limit - total monthly purchase limit (MPL) may not exceed \$75,000.--*

Single purchase limits and monthly purchase limits are established when your delegation of authority is set up. They are based on the single purchase limit above and the budgetary limits of your office. The single purchase limit is the dollar limit for an individual transaction. The monthly limit represents the cumulative dollar limit for your purchases in one month. It may be set to any dollar amount equal to or greater than the single purchase limit. Verify both of your limits with your program budget authority. Other restrictions such as number of transactions and merchant restrictions may apply. You have authority to only make purchases or payments allowed on your AMD delegation of authority letter; all other micro-purchase transactions are prohibited.

Exceeding Your Dollar Limit

Prior to proceeding with your purchase, you will check to see if it exceeds any of your dollar limits. All attempted transactions that exceed your single or monthly limit will be automatically declined and referred to your delegated state contracting officer or to AMD. It is your responsibility to know how much you have spent against your limits before you purchase. Do not rely on others to do this for you.

Agency Representative for Micro-purchase (ARMP) Request for Delegation (Continued)

Select Required Sources

--Purchases should be consistent with established guidelines for required sources of products and-- services and applicable acquisition procedures for making micropurchases. Procurements paid for through your delegation of authority are subject to the acquisition rules established in the Federal Acquisition Regulations (FAR) and your Agency/Organization policies and procedures. The Federal Acquisition Streamlining Act did not abolish the priorities for use of the Government supply sources as stated in FAR Part 8 (Required Sources of Supplies and Services) of the Federal Acquisition Regulations. Micropurchases are not exempt from this requirement. The following information from FAR Part 8 lists the priorities for use of Government supply sources:

8.002 Priorities for use of Government supply sources.

(a) Except as required by 8.003, or as otherwise provided by law, agencies shall satisfy requirements for supplies and services from or through the sources and publications listed below in descending order of priority:

(2) Services. Services that are on the Procurement List maintained by the Committee for Purchase From People Who Are Blind or Severely Disabled (see subpart 8.7).

(b) Sources other than those listed in paragraph (a) of this section may be used as prescribed in 41 CFR 101-26.301 and in an unusual and compelling urgency as prescribed in 6.302-2 and in 41 CFR 101-25.101-5.

(c) The statutory obligation for Government agencies to satisfy their requirements for supplies or services available from the Committee for Purchase From People Who Are Blind or Severely Disabled also applies when contractors purchase the supplies or services for Government use.

8.004 Use of other sources.

--If an agency is unable to satisfy requirements for products and services from the mandatory-- sources listed in 8.002 and 8.003, agencies are encouraged to consider satisfying requirements from or through the non-mandatory sources listed in paragraph (a) of this section (not listed in any order of priority) before considering the non-mandatory source listed in paragraph (b) of this section. When satisfying requirements from non-mandatory sources, see 7.105(b) and part 19 regarding consideration of small business, veteran-owned small business, service-disabled veteran-owned small business, HUBZone small business, small disadvantaged business (including 8(a) participants), and women-owned small business concerns.

--(a)(1) Products. Federal Supply Schedules, Governmentwide acquisition contracts, multi-agency-- contracts, and any other procurement instruments intended for use by multiple agencies, including blanket purchase agreements (BPAs) under Federal Supply Schedule contracts (e.g., Federal Strategic Sourcing Initiative (FSSI) agreements accessible at <http://www.gsa.gov/fssi> (see also 5.601)).

(2) Services. Agencies are encouraged to consider Federal Prison Industries, Inc., as well as the sources listed in paragraph (a)(1) of this section (see subpart 8.6).

Agency Representative for Micro-purchase (ARMP) Request for Delegation (Continued)

(b) Commercial sources (including educational and non-profit institutions) in the open market. With a connection to the internet, you can quickly browse through the GSA on-line shopping mall for thousands of commercial products and services including JWOD/NIB/NISH and UNICOR products.

GSA *Advantage!* ®™ is designed to link GSA schedule products and services, stock items, catalog descriptions, current pricing, and delivery information in a single location to make ordering easier for you. To place an order, you can use your purchase charge card. The address for GSA *Advantage!* ®™ is www.gsaadvantage.gov/.

For any questions regarding GSA's Products and Services, call the National Customer Service Center (NCSC) at 1-800-488-3111.

Small Business

Increasing opportunities for small businesses in Federal contracting is a priority. The Office of Management and Budget (OMB), along with the Small Business Administration (SBA), is improving access by small businesses to the Federal market and to boost communications to small businesses about Federal business opportunities. As part of these efforts, you are reminded of the *--importance of considering small businesses when buying products and services at or below the--* micropurchase threshold. The Federal Acquisition Regulation (FAR) states that use of the Government-wide purchase card is the preferred method for buying these small purchases. To find small business resources, please consider visiting the GSA Advantage! And DoD e-Mall websites.

Shop Smarter

- Use GSA Advantage! to conduct quick and easy market research and to order already negotiated low-price items.
- Take advantage of the Blanket Purchase Agreements (BPAs) your agency has negotiated to get better prices.
- Always ask for discounts at the point of sale - whether or not point-of-sale discounts are given.

Presidential Executive Order on Buy American and Hire American

It shall be the policy of the executive branch to buy American and hire American.

- Immediate Enforcement and Assessment of Domestic Preferences According to Buy American Laws: Every agency shall scrupulously monitor, enforce, and comply with Buy American Laws, to the extent they apply, and minimize the use of waivers, consistent with applicable law.
- Judicious Use of Waivers: To the extent permitted by law, public interest waivers from Buy American Laws should be construed to ensure the maximum utilization of goods, products, and materials produced in the United States.

***--Agency Representative for Micro-purchase (ARMP) Request for Delegation (Continued)**

- Ensuring the Integrity of the Immigration System in Order to "Hire American.": The Secretary of State, the Attorney General, the Secretary of Labor, and the Secretary of Homeland Security shall, as soon as practicable, and consistent with applicable law, propose new rules and issue new guidance, to supersede or revise previous rules and guidance if appropriate, to protect the interests of United States workers in the administration of our immigration system, including through the prevention of fraud or abuse.

I certify that I reviewed and understand the above information to effectively support the Farm Loan Programs.

Signature: _____

Date: _____ --*

Program Authority to Request Contract Goods and Services and Recoverability of PLCE's After September 30, 2010

Loan Making					
Contract Purpose	Detail	Comment	PAC Code	Authority	Recoverable/Nonrecoverable
Inspection	Real Estate		1A1	S	Nonrecoverable
	Chattel/Crop		1A2	S	Nonrecoverable
Appraisals	Real Estate	Note 9	1B1	S	Nonrecoverable
	Chattel/Crop		1B2	S	Nonrecoverable
Analysis	Farm Business Planning		1C4	S	Nonrecoverable
	Financial Analysis		1C7	S	Nonrecoverable
Information Services	Data Processing/Info Gathering	*--Note 6--*	1D2	S	Nonrecoverable
	Comparable and Market Studies		1D3	S	Nonrecoverable
	Advertising		1D4	SC	Nonrecoverable
	State Database Access Fees	Note 6	1DA	S	Nonrecoverable
	SAVE Citizenship Verification Database Access		1DB	S	INACTIVE
Professional Services	Interpreter Services		1E9	SC	Nonrecoverable
	Mediation (No State Program)		1EA	S	Nonrecoverable
Environmental	NEPA Compliance	Note 2	1J1	S	Nonrecoverable
	NEPA Environmental Impact Statements		1J2	A	Nonrecoverable
	Archaeological Surveys		1J4	S	Nonrecoverable
	Miscellaneous Historical Preservation Activities		1J5	S	Nonrecoverable
	Endangered Species Studies		1J6	S	Nonrecoverable
	Wetland Delineations		1J7	S	Nonrecoverable
	Phase I Environmental Site Assessments	Note 3	1JI	S	Nonrecoverable
	Phase II Environmental Site Assessments	Note 3	1JJ	S	Nonrecoverable
Loan Account Maintenance	Legal Documentation Expenses	Note 4	1N5	SC	Nonrecoverable
	Mediation (State Certified Program)		1N6	SC	Nonrecoverable
	State/County Lien and Records Searches/Filings/Recordings	Note 5	1NE	SC	Recoverable
Managerial	Credit Reports		1Y1	SC	Recoverable
Other	Miscellaneous	Note 1	1Z1	A	Recoverable/Nonrecoverable

Authorities: A = Administrator; S = State Executive Director; C = Farm Loan Manager; Blank = No Authority.

Program Authority to Request Contract Goods and Services and Recoverability of PLCE's After September 30, 2010 (Continued)

Loan Servicing					
Contract Purpose	Detail	Comment	PAC Code	Authority	Recoverable/Nonrecoverable
Inspection	Real Estate		2A1	S	Nonrecoverable
	Real Estate – Foreclosure Only		4A1	S	Recoverable
	Chattel/Crop		2A2	S	Nonrecoverable
	Chattel/Crop – Foreclosure Only		4A2	S	Recoverable
Appraisals	Real Estate	Note 9	2B1	S	Nonrecoverable
	Real Estate – Foreclosure Only		4B1	S	Recoverable
	Chattel/Crop		2B2	S	Nonrecoverable
	Chattel/Crop – Foreclosure Only		4B2	S	Recoverable
Analysis	Year-end Analysis		2C1	S	Nonrecoverable
	Farm Business Planning		2C4	S	Nonrecoverable
	Financial Analysis		2C7	S	Nonrecoverable
Information Services	Data Processing/Info Gathering	*--Note 6--*	2D2	S	Nonrecoverable
	Comparable and Market Studies		2D3	S	Nonrecoverable
	Advertising		2D4	SC	Nonrecoverable
	Advertising – Foreclosure Only		4D4	SC	Recoverable
	State Database Access Fees	Note 6	2DA	S	Nonrecoverable
	SAVE Citizenship Verification Database Access		2DB	S	INACTIVE
Professional Services	Surveying		4E2	S	Nonrecoverable/Recoverable
	Investigation		4E3	S	Recoverable
	Bankruptcy		2E4	S	Nonrecoverable
	Foreclosure (Non-Judicial State)		4E5	S	Recoverable
	Title Search/Title Opinion		2E6	SC	Nonrecoverable
	Title Search/Title Opinion – Foreclosure Only		4E6	SC	Recoverable
	Trustee Agency (Foreclosure Actions)		4E7	S	Recoverable
	Auction Costs/Auctioneer/ Master-in-Equity	Note 8	4E8	S	Recoverable

Authorities: A = Administrator; S = State Executive Director; C = Farm Loan Manager; Blank = No Authority

Program Authority to Request Contract Goods and Services and Recoverability of PLCE's After September 30, 2010 (Continued)

Loan Servicing (Continued)					
Contract Purpose	Detail	Comment	PAC Code	Authority	Recoverable/Nonrecoverable
Professional Services	Interpreter Services		2E9	SC	Nonrecoverable
	Mediation (No State Program)		2EA	S	Nonrecoverable
	Mediation (No State Program) - Foreclosure Only		4EA	S	Recoverable
	Attorney Serv. Foreclosure (Judicial)	Note 16	4EB	S	Recoverable
	Litigation Guarantee		2EG	SC	Nonrecoverable
	Litigation Guarantee - Foreclosure Only		4EG	SC	Recoverable
	Abstract/Stub Abstract		2EH	SC	Nonrecoverable
	Abstract/Stub Abstract - Foreclosure Only		4EH	SC	Recoverable
	Law Enforcement Services	Note 14	4EJ	S	Inactive
	Real Estate Broker		4H1	SC	Recoverable
Maintenance/Management	Property Management/Caretaking		4F1	SC	Recoverable
	Hauling		4F2	SC	Recoverable
	Temporary Custodial	Note 13	4F3	SC	Recoverable
	Ground Rents		4F5	SC	Recoverable
	Harvesting Costs		4F6	SC	Recoverable
	Repairs	Note 13	4G1	SC	Recoverable
Environmental	NEPA Compliance	Note 2	2J1	S	Nonrecoverable
	NEPA Environmental Impact Statements		2J2	A	Nonrecoverable
	Archaeological Surveys		2J4	S	Nonrecoverable
	Miscellaneous Historical Preservation Activities		2J5	S	Nonrecoverable
	Endangered Species Studies		2J6	S	Nonrecoverable
	Wetland Delineations		2J7	S	Nonrecoverable
	Phase 1 Environmental Site Assessments	Note 3	2J1	S	Nonrecoverable

--Authorities: A = Administrator; S = State Executive Director; C = Farm Loan Manager; Blank = No Authority--

Program Authority to Request Contract Goods and Services and Recoverability of PLCE's After September 30, 2010 (Continued)

Loan Servicing (Continued)					
Contract Purpose	Detail	Comment	PAC Code	Authority	Recoverable/Nonrecoverable
	Phase I Environmental Site Assessments – Foreclosure Only	Note 3	4JI	S	Recoverable
	Phase II Environmental Site Assessments	Note 3	2JJ	S	Nonrecoverable
	Phase II Environmental Site Assessments – Foreclosure Only	Note 3	4JJ	S	Recoverable
	Water Testing/Sewer Inspection		4JK	S	Recoverable
Loan Account Maintenance	Real Estate Taxes		2N1	SC	Recoverable
	Personal Property Taxes		2N2	SC	Recoverable
	Insurance	Note 1	2N3	A	Recoverable
	Prior, Junior, & Judgment Liens		2N4	S	Recoverable
	Legal Documentation Expenses	Notes 4 & 12	2N5	SC	Recoverable/Nonrecoverable
	Mediation (State Certified Program)		2N6	S	Nonrecoverable
	Mediation (State Certified Program) – Foreclosure Only		4N6	S	Recoverable
	Utilities – Foreclosure Only	Note 15	4NA	SC	Recoverable
	Co-Pay/Homestead Appraisals	Note 9	2 ND	S	Nonrecoverable
	State/County Lien and Records Searches/Filings/Recordings	Note 5	2NE	SC	Recoverable
	Online Bidding Registration Fees – Foreclosure Only	Note 1	4NG	A	Recoverable
	State Lease	*--Note 17--*	4NH	SC	Recoverable
	Law Enforcement Services	Note 14	4NJ	SC	Recoverable
Managerial	Credit Reports		2Y1	S	Nonrecoverable
Other	Miscellaneous	Note 1	2Z1	A	Recoverable/Nonrecoverable

Authorities: A = Administrator; S = State Executive Director; C = Farm Loan Manager; Blank = No Authority

Program Authority to Request Contract Goods and Services and Recoverability of PLCE's After September 30, 2010 (Continued)

Inventory Property					
Contract Purpose	Detail	Comment	PAC Code	Authority	Nonrecoverable/Recoverable
Inspection	Real Estate		5A1	S	Nonrecoverable
	Chattels/Crops		5A2	S	Nonrecoverable
Appraisals	Real Estate	Note 10	5B1	S	Nonrecoverable
	Chattel/Crop		5B2	S	Nonrecoverable
Information Services	Advertising		5D4	SC	Recoverable
Professional Services	Surveying		5E2	S	Nonrecoverable
	Investigation		5E3	S	Nonrecoverable
	Lien and Title Search/Title Opinion		5E6	SC	Nonrecoverable
	Auction Costs/Auctioneer	Note 9	5E8	S	Recoverable
	Interpreter Services		5E9	SC	Nonrecoverable
	Mediation (No State Program)		5EA	S	Nonrecoverable
	Attorney Serv. Foreclosure (Judicial)	Note 17	5EB	S	Nonrecoverable
	Law Enforcement Services	Note 15	5EJ	S	Inactive
	Real Estate Broker		5H1	SC	Recoverable
Maintenance/ Management	Property Management /Caretaking		5F1	SC	Nonrecoverable
	Hauling		5F2	SC	Nonrecoverable
	Ground Rents		5F5	SC	Nonrecoverable
	Harvesting Costs		5F6	SC	Nonrecoverable
	Repairs	Note 14	5G1	SC	Recoverable
Environmental	NEPA Compliance	Note 2	5J1	S	Nonrecoverable
	NEPA Environmental Impact Statements		5J2	A	Nonrecoverable
	Archaeological Surveys		5J4	S	Nonrecoverable
	Miscellaneous Historical Preservation Activities		5J5	S	Nonrecoverable

--Authorities: A = Administrator; S = State Executive Director; C = Farm Loan Manager; Blank = No Authority--

Program Authority to Request Contract Goods and Services and Recoverability of PLCE's After September 30, 2010 (Continued)

Inventory Property (Continued)					
Contract Purpose	Detail	Comment	PAC Code	Authority	Nonrecoverable/Recoverable
Environmental (Continued)	Endangered Species Studies		5J6	S	Nonrecoverable
	Wetland Delineations		5J7	S	Nonrecoverable
	Preliminary Assessments		5J8	S	Recoverable
	Site Inspections/Remedial Investigations	Note 11	5J9	S	Recoverable
	Remedial Actions	Note 11	5JA	S	Recoverable
	Removal Actions	Note 11	5JB	S	Recoverable
	Emergency Response Activities	Notes 11 & 12	5JC	S	Recoverable
	Underground Storage Tank Actions	Notes 11 & 12	5JD	S	Recoverable
	Lead Based Paint Testing/Inspections	Notes 11 & 12	5JF	S	Nonrecoverable
	Lead Based Paint Abatement Activities	Note 11	5JG	S	Recoverable
	Phase 1 Environmental Site Assessments	Note 11	5JI	S	Nonrecoverable
	Phase II Environmental Site Assessments	Note 3	5JJ	S	Nonrecoverable
	Water Testing/Sewer Inspection	Note 3	5JK	S	Nonrecoverable
Loan Account Maintenance	Real Estate Taxes		5N1	SC	Recoverable
	Personal Property Taxes		5N2	SC	Recoverable
	Insurance		5N3	A	Recoverable
	Prior, Junior & Judgment Liens		5N4	S	Recoverable
	Legal Documentation Expenses	Note 4	5N5	SC	Nonrecoverable
	Mediation (State Certified Program)		5N6	S	Nonrecoverable
	Utilities		5NA	SC	Nonrecoverable
	Selling Points		5NC	S	Recoverable
	Right of Way Access	Note 8	5NF	S	Recoverable
	State Lease	*--Note 17--*	5NG	S	Recoverable
	Law Enforcement Services	Note 15	5NJ	S	Nonrecoverable
Other	Miscellaneous	Note 1	5Z1	A	Nonrecoverable

Authorities: A = Administrator; S = State Executive Director; C = Farm Loan Manager; Blank = No Authority

Program Authority to Request Contract Goods and Services and Recoverability of PLCE's After September 30, 2010 (Continued)

Note	Description
1	Requires written permission to use from the Administrator or Administrator's designee; contact LMD or LSPMD, as applicable.
2	Includes NEPA Environmental Assessments and Miscellaneous NEPA Studies.
3	These activities refer to due diligence investigations conducted to evaluate real property for the presence of contamination in loan making and loan servicing activities according to 1-EQ.
4	Includes recording and filing fees; obtaining copies of plats, mortgages, judgments, etc.; other similarly related expenses at offices such as Clerk of Court, Register of Mesne Conveyance, Register of Deeds, Department of Motor Vehicles, etc.
5	Use for UCC lien and State or county records searches, recordings and filings in situations only when funds have been collected from the applicant and remitted with miscellaneous code 36 or 38 (3-FI, Exhibit 5) to pay Secretary of State or third party vendor charges, or to replenish prepaid accounts.
6	Process as a single source financial transaction; includes access to PACER, State *-databases for real estate, equipment sales, historical sites, monthly or annual subscription or service fees for third party vendors relating to lien and/or record searches, etc.--*
7	Use in the acquisition of real estate or property rights necessary only to sell inventory real property, not for the purpose of increasing the financial return to FSA. Includes easement, right-of-way, ingress/egress.
8	Includes online auction fees, auction storage fees, auction rental fees, auctioneer fees/commission, and other similarly related costs.
9	For appraisals completed for Homestead Protection, use ND, "Co-Pay/Homestead Appraisals". Co-Pay appraisals are not authorized for Government Inventory Property.
10	Activities may be conducted on custodial property if necessary to protect the Agency's security interest.
11	These activities are applicable for pre-remedial and remedial response actions conducted pursuant to the Comprehensive Environmental Response Compensation and Liability Act, Resource Conservation and Recovery Act, and Toxic Substance Control Act or State laws governed by these statutes. All response actions shall be conducted by environmental professionals.

***--Program Authority to Request Contract Goods and Services and Recoverability of PLCE's
After September 30, 2010 (Continued)**

Note	Description
12	Servicing activities should be charged as a recoverable cost, except when State law, supported by an opinion from the Regional Attorney , provides otherwise.
13	Expenditures in excess of aggregate amount of \$1,000 per property as provided in 4-FLP and 5-FLP must have prior written approval from SED.
14	Includes payment for serving Summons and Complaint in foreclosure proceedings; costs incurred during an eviction; other similar expenses.
15	Only essential utilities will be paid, including fuel oil, gas, electricity, and propane according to 4-FLP and 5-FLP.
16	Includes cost reimbursement.
17	Includes payments to the Bureau of Land Management, Forest Service, etc.

--*

***--Program Authority to Request Contract Services and Make Noncontractual Payments - Recoverability of PLCE's --
Before October 1, 2010--***

Third Character: Purpose	Fourth Character: Detail	Code	Contract Purpose	Code	Detail	Program Activity									
						1-Processing		2-Servicing		3-Custodial		4-Acquired		5-Inventry	
						(a)	(b)	(a)	(b)	(a)	(b)	(a)	(b)	(a)	(b)
A	Inspection	1	Real Estate	S	N	S	N	S	R	S	R	S	R	S	N
		2	Chattel	S	N	S	N	S	R	S	R	S	R	S	N
		3	Crop	S	N	S	N	S	R	S	R	S	R	S	N
		4	Repairs												
		5	Construction												
		6	Supervisory												
B	Appraisals	1	Real Estate (Note 11)	S	N	S	N	S	R	S	R	S	R	S	N
		2	Chattel (Note 11)	S	N	S	N	S	R	S	R	S	R	S	N
		3	Crop (Note 11)	S	N	S	N	S	R	S	R	S	R	S	N
C	Analysis & Audits	1	Year-end Analysis/Reports/Audits			S	N								
		2	Subordination			S	N								
		3	Graduation			S	N								
		4	Farm Management Specialist	S	N	S	N	S	R	S	R	S	R	S	N
		5	Debt Settlement			S	N	S	R	S	R	S	R	S	N
		6	Budget Plan	S	N	S	N	S	R	S	R	S	R	S	N
		7	Financial Analysis	S	N	S	N	S	R	S	R	S	R	S	N
		8	Interest Credit Renewal												
		9	Account Auditing/CPA Studies												
A	Other Than Above	S	N	S	N	S	R	S	R	S	R	S	N		

--Program Authority to Request Contract Services and Make Noncontractual Payments - Recoverability of PLCE's -- Before October 1, 2010--

Third Character: Purpose		Fourth Character: Detail		Program Activity									
Code	Contract Purpose	Code	Detail	1-Processing		2-Servicing		3-Custodial		4-Acquired		5-Inventry	
				(a)	(b)	(a)	(b)	(a)	(b)	(a)	(b)	(a)	(b)
D	Information Services	1	Tax Report & Record Documentation	S	N	S	N						
		2	Data Processing/Info Gathering	S	N	S	N	S	R	S	R	SDC	N
		3	Comparable and Market Studies	S	N	S	N	S	R	S	R	S	N
		4	Advertising	SDC	N	SDC	N	SDC	R	SDC	R	SDC	R
		5	Cost Estimators										
		6	Cost Certification										
		7	Review of Annual Reports										
		8	Wage Match										
E	Other Services	1	Architect & Engineering										
		2	Surveying			S	N	S	R	S	R	S	N
		3	Investigation			S	N	S	R	S	R	S	N
		4	Bankruptcy			S	N	S	R	S	R		
		5	Foreclosure (Non-Judicial State) (Note 1)			S	N	S	R	S	R		
		6	Title Search			SDC	N/R	SDC	R	SDC	R	SDC	N
		7	Trustee Agency (Foreclosure Actions)			S	R	S	R	S	R		
		8	Auctioneer (Note 7)					SDC	R	SDC	R	SDC	R
		9	Interpreter Services	S	N	S	N	S	N	S	N	S	N
		A	Mediation (No State Program)	SDC	N	SDC	N	SDC	R	SDC	R	SDC	N
		B	Attorney Serv. Foreclosure (Judicial) (Note 1)			S	R	S	R	S	R	S	N
		C	Evictions										
		D	Spec. Writing										
		E	Supervisory Visits										

--Program Authority to Request Contract Services and Make Noncontractual Payments - Recoverability of PLCE's -- Before October 1, 2010--

Code	Contract Purpose	Code	Detail	Program Activity												
				1-Processing		2-Servicing		3-Custodial		4-Acquired		5-Inventory				
				(a)	(b)	(a)	(b)	(a)	(b)	(a)	(b)	(a)	(b)			
F	Maintenance/ Management	1	Property Management/Caretaking					SDC	R	SDC	R	SDC	R	SDC	N	
		2	Hauling					SDC	R	SDC	R	SDC	R	SDC	N	
		3	Temporary Custodial					SDC	R	SDC	R	SDC	R	SDC	N	
		4	Other					S	R	S	R	S	R	S	N	
G	Repairs/ Improvements	1	Onsite (Note 3)					SDC	R	SDC	R	SDC	R	SDC	R	
		2	Offsite					SDC	R	SDC	R	SDC	R	SDC	R	
H	Real Estate Broker (Exclusive Listing)	1	Commission					SDC	R	SDC	R	SDC	R	SDC	R	
		2	Bonus					S	R	S	R	S	R	S	R	
I	Real Estate Broker (Open Listing)	1	Commission					SDC	R	SDC	R	SDC	R	SDC	R	
		2	Bonus					S	R	S	R	S	R	S	R	
J	Environmental (Contractual or Noncontractual) (Note 2)	1	NEPA - Environmental Assessments	S	N	S	N							S	N	
		2	NEPA - Environmental Impact Statements	A	N	A	N							A	N	
		3	Miscellaneous NEPA Studies	S	N	S	N							S	N	
		4	Archaeological Surveys	S	N	S	N							S	N	
		5	Miscellaneous Historical Preservation Activities	S	N	S	N							S	N	
		6	Endangered Species Studies	S	N	S	N							S	N	
		7	Wetland Delineations	S	N	S	N							S	N	
		8	Preliminary Assessments (Notes 3 & 5)												S	R
		9	Site Inspections and Remedial Investigations/Feasibility Studies (Notes 3 & 5)												S	R

--Program Authority to Request Contract Services and Make Noncontractual Payments - Recoverability of PLCE's -- Before October 1, 2010--

Code	Contract Purpose	Code	Detail	Program Activity											
				1-Processing		2-Servicing		3-Custodial		4-Acquired		5-Inventory			
				(a)	(b)	(a)	(b)	(a)	(b)	(a)	(b)	(a)	(b)		
J	Environmental (Contractual or Noncontractual) (Note 2) (Continued)	A	Remedial Actions (Notes 3 & 5)											S	R
		B	Removal Actions (Notes 3, 5, & 6)					S	R					S	R
		C	Emergency Response Activities (Notes 3, 5, & 6)					S	R					S	R
		D	Underground Storage Tank Removals (Notes 3, 5, & 6)					S	R					S	R
		E	Underground Storage Tank Corrective Actions (Notes 3 & 5)											S	R
		F	Lead Based Paint Testing and Inspections (Note 5)											S	N
		G	Lead Based Paint Abatement Activities (Note 5)											S	R
		H	Transaction Screen Questionnaire (Note 4)	S	N	S	N	S	R	S	R	S	R	S	N
		I	Phase I Environmental Site Assessments (Note 4)	S	N	S	N	S	R	S	R	S	R	S	N
		J	Phase II Environmental Site Assessments (Note 4)	S	N	S	N	S	R	S	R	S	R	S	N
K	Asset Investigation	1	Large Debt Settlement			S	N								
		2	Debt Settlement			S	N								
L-M	Reserved														
N	Noncontractual Payments (Note 2)	1	Real Estate Taxes			SDC	R	SDC	R	SDC	R	SDC	R	SDC	R
		2	Personal Property Taxes			SDC	R	SDC	R	SDC	R	SDC	R	SDC	R
		3	Insurance			SDC	R	SDC	R	SDC	R	SDC	R	SDC	R
		4	Prior and Junior Liens (Note 8)			SDC	N/R	SDC	R	SDC	R	SDC	R	SDC	R
		5	Recording, Filing (Notes 8 & 10)	SDC	N	SDC	N/R	SDC	R	SDC	R	SDC	R	SDC	N
		6	Mediation (State Certified Program)	SDC	N	SDC	N	SDC	R	SDC	R	SDC	R	SDC	N
		7	Land Acquisition											S	R
		8	Authorized Selling Expenses			SDC	R	SDC	R	SDC	R	SDC	R	SDC	R
		9	Protective Advance (Note 8)			S	N/R	S	R	S	R	S	R	S	N

Third Character: Purpose Fourth Character: Detail

--Program Authority to Request Contract Services and Make Noncontractual Payments - Recoverability of PLCE's -- Before October 1, 2010--

Third Character: Purpose		Fourth Character: Detail		Program Activity									
Code	Contract Purpose	Code	Detail	1-Processing		2-Servicing		3-Custodial		4-Acquired		5-Inventory	
				(a)	(b)	(a)	(b)	(a)	(b)	(a)	(b)	(a)	(b)
N	Noncontractual Payments (Note 2) (Continued)	A	Utilities					SDC	R	SDC	R	SDC	N
		B	Other										
		C	Selling Points										
		D	Co-Pay/Homestead Appraisals (Note 11)			S	N					S	R
		E	UCC Recording and Filing (Note 9)	SDC	R	SDC	R						
O-X	Reserved												
Y	Managerial	1	Credit Reports	S	R	S	N						
Z	Other	1	Miscellaneous	A	N/R	A	N/R	A	R	A	R	A	N

***--Program Authority to Request Contract Services and Make Noncontractual Payments - Recoverability of PLCE's --
Before October 1, 2010--***

- Notes:**
- 1) Includes cost reimbursement.
 - 2) An employee does not need a Contracting Officer warrant to process noncontractual payments.
 - 3) These activities are applicable for response actions conducted pursuant to the Comprehensive Environmental Response Compensation and Liability Act, Resource Conservation and Recovery Act, and Toxic Substance Control Act or State laws governed by these statutes. All response actions shall be conducted by environmental professionals.
 - 4) These activities refer to due diligence investigations conducted to evaluate real property for the presence of contamination in loan processing/servicing activities.
 - 5) These activities are conducted on inventory properties and refer to pre-remedial and remedial actions conducted pursuant to environmental statutes listed in Note 3.
 - 6) These activities may be conducted on custodial property to protect the Agency's security interest.
 - 7) For auctioneer services District (D) and County (C) program authority is limited to \$15,000 per property for auctioneer services; Administrator (A) and State Executive Director (S) have no limit.
 - 8) Servicing activities should be charged as a recoverable cost, except when a State supplement based on the State law and an opinion from the Regional Attorney provides otherwise.
 - 9) Use for UCC recording and filing in situations when funds have been collected from the applicant or borrower and remitted with Miscellaneous Code 36 or 38 (Ref 3-FI, Exhibit 5), to pay the Secretary of State or third party processors monthly invoices, or to replenish prepaid accounts. (FINE, F2NE)
 - 10) Use for UCC recording and filing in situations when funds have not been collected from the borrower, to pay the Secretary of State or third party processors monthly invoices, or to replenish prepaid accounts. (F2N5)
 - 11) For appraisals completed in homestead servicing use (F2ND). Co-Pay/Homestead appraisals are not authorized for inventory property. (For inventory property use F5B1.)

Column (a) - Authorities: A = Administrator; S = State Executive Director; D = District Director; C = Farm Loan Manager; Blank = No Authority
Column (b) - Recoverability: N = Nonrecoverable; R = Recoverable; Blank = No Authority

*--Alternative Production and Marketing Price Determination Guide

A Overview

Agriculture is an evolving business and the recent surge in consumer demand for organic and locally-produced food is creating jobs and agricultural opportunities throughout rural America. Beginning farmers are finding an entry point into agriculture through local markets, while many existing businesses are diversifying into high-value, locally-branded products. With the increasing number of “buy local”, organic, urban agriculture and specialty crop awareness campaigns; there has been an increase in request for assistance for operations unfamiliar to some local offices. The following methodologies can be used in developing prices and other forms of valuation for crops and evaluating local or regional marketing methods. The same methodologies can be applied to organic crops and pricing.

Four basic methodologies are discussed in this exhibit. In addition, there is also information on considering alternative enterprises.

Note: DAFLP maintains a library of web-based resources that includes a variety of information on nontraditional and niche-type farm enterprises. This information includes sample enterprise budgets, marketing models, how-to and start-up guides, organics, hydroponics, Community Supported Agriculture, and more. The DAFLP community found within USDA Connect at <https://connections.usda.gov> provides an additional source of information and the opportunity to network with other USDA Agencies and topic-specific communities that provide equally valuable resources and information.

B Prices for Enterprises Not Available on Published State Price Lists

When actual records data is not available, prices may be found by using NASS data, terminal price information, RMA data, AMS Market News, or the price list from an adjoining or nearby State. This may be helpful in cases where a significant amount of land is dedicated to growing a specific crop. USDA-AMS Market News also has a local food price-gathering effort underway and is starting to publish datasets online at

<http://www.ams.usda.gov/AMSV1.0/MarketNewsLocalRegional>. This data will be enhanced significantly over the next year. Additional information may also be available by researching cooperative extension sites at <http://www.csrees.usda.gov/Extension>. Many cooperative extension sites have enterprise budgets that can assist applicants in developing their farm plan.

Example 1: An office receives a request for assistance from a new producer who wants to grow basil. The proposal is for 20,000 square feet of basil production. The applicant provides a letter from the local grocery store agreeing to purchase basil not less than wholesale price. The applicant submits the latest Detroit terminal price of \$6 per pound for basil and obtains an enterprise budget from the local university. Using this analysis, the applicant substantiates a feasible plan and assistance can be approved. In the following year, this applicant will have actual price history and income and expense data.--*

***--Alternative Production and Marketing Price Determination Guide (Continued)**

B Prices for Enterprises Not Available on Published State Price Lists (Continued)

Example 2: An applicant comes into the office with the intention to grow an organic crop. Deciding how to price organic products is difficult, particularly when markets often are not well-established. Prices need to be high enough to make a profit, but reasonable based on competition and how customers value (or establish a price on) the product. Many enterprise budgets may be available, but the applicant should choose an enterprise budget that suits the business they are proposing. The applicant should review the scale that is being proposed, the production method proposed (organic or conventional), and geographic region from which the sample budget is created. Still, there are numerous resources to assist even if the State's extension service or the land grant college does not have specific information for a particular enterprise. The National Sustainable Agricultural Service provides numerous resources for organic enterprise budgets at <https://attra.ncat.org/organic.html#vegetable>, and the USDA Economic Research Service at <http://ers.usda.gov/data-products/organic-prices.aspx> is a useful resource for organic pricing.

C Applicants With Actual Income and Expense Records, Not Specific to a Commodity

It is not always practicable to value crop income and expenses on an individual crop basis. This is especially true for small acreage operations, high tunnel production, highly diverse operations, CSA, and operations where product choice is driven by market demands. When product choice is driven by market demands, the applicant's actual historical income and expense records may be used to establish trends and projections.

Example: In 2012, an applicant grew 12 different vegetables and herbs on 21,000 square feet. The operation grossed \$9,000 income by using a variety of marketing methods. In 2013, the applicant improved selling techniques and grossed \$10,800 in income, a 20 percent increase. In 2014, the operation proposes to grow to 35,000 square feet. An acceptable estimate of the proposed gross income for 2014 would be calculated as $10,800 \div 21,000 \text{ square feet (former lot size)} \times 35,000 \text{ square feet (new lot size)} = \$18,000$. The same methodology would be used to estimate expenses.--*

***--Alternative Production and Marketing Price Determination Guide (Continued)**

D Small Acreage, Square Footage Operations With a Variety of Commodities

An applicant's actual records will be most reliable. It is an acceptable practice to use the actual gross income divided by the square footage of the plot to estimate the potential income per square foot (see paragraph C). If there are no actual records to estimate net income, or when price and yield information usage is not practicable because of multiple crops and small plot areas, other methods of income and expenses may be used. Many State universities publish enterprise budgets for small scale and fractional acreage. **ALMOST ALL CROPS CAN BE IDENTIFIED IN A SEARCH.** In addition, many local lending institutions and universities, including the farm credit system, have conducted benchmarking studies. ERS publishes organic costs and returns for organic corn, wheat, soybeans, and milk. Information is available at <http://ers.usda.gov/Data-products/organic-production.aspx>.

Example: In 2012, the Farm Credit Council and Farm Credit East conducted a CSA-benchmark study to establish a performance metrics and expectations for usage in making informed lending decisions. A review of this study can be found at <http://www.ngfn.org/resources/ngfn-cluster-calls/csa-benchmark-project/CSA%20benchmark%20slides.pdf>. This study set a general guide of \$18,000 to \$20,000 sales average per acre or \$.41 to \$.46 per square foot.

E Alternative Marketing Methods

The following provides details on 2 alternative marketing methods:

- **CSA** is a direct marketing channel by which farmers sell shares or subscriptions for farm products to customers. CSA operation occurs when consumers provide upfront funds (buy a share) for a portion of the expected harvest from the farm, typically in the form of weekly harvest deliveries. A diverse selection of products is delivered regularly, for a specified time during the harvest period, to customers at designated pickup sites. CSA is typically used to market fresh produce, but can also be used to market meat, eggs, honey, flowers, and other products.

For existing operations, actual historical records should be available to demonstrate share price and number of subscriptions. Because a CSA farm effectively sells produce before the growing season begins, the farm's gross CSA income can be easily calculated. CSA farmers should determine the breakeven point when establishing membership income.--*

***--Alternative Production and Marketing Price Determination Guide (Continued)**

E Alternative Marketing Methods (Continued)

Applicants establishing new CSA operations should research target market and be able to answer general questions, such as:

- How many competitors are there in the target marketing area?
- What is the average share price?
- How does your CSA product differ from your competitors?
- Can your market support another CSA?
- How did you determine your share price and the number of shares you plan to sell?

Numerous resources are available to assist farmers with marketing methods, share pricing, and breakeven analysis. Many farms combine CSA with other forms of marketing, such as selling at a farmers market, farm to institution or restaurants, and retail stores.

- **Farmers Markets**, as with CSA, should be researched by the applicants in the area where they expect to market their product. Many State Departments of Agriculture maintain an average price list for farmers markets in their jurisdiction and AMS Market News is beginning to gather this information as well (see link in subparagraph B). Also many States have farmers market associations that may track average prices.

F Alternative Enterprises

Prices, farm programs, trade policies, technology, markets, and consumer preferences change continuously. Some enterprises previously believed to be speculative or without an established or steady market are now proving, through consumer demand, to be main stream in some regions. Loan officers are often faced with request for assistance from operations, either wholly or in part, producing income through production of alternative enterprise. To find out more about alternative enterprises suited to each area, the National Agricultural Library has many examples and helpful publications at <http://www.nal.usda.gov/afsic/pubs/altlist.shtml>. Examples of alternative enterprises include the following.

- **Wetland plants grown for environmental restoration.** Contracts are often available from State agencies to raise plants for environmental restoration. If plants are raised as seedlings or rooted cuttings for sale and not “wild harvested”, this operation may be considered an eligible enterprise.
- **Bison.** When an operation can provide documentation of an established meat market, bison may be considered an eligible enterprise. The USDA’s National Animal Health Monitoring System launched Bison 2014, the first-ever national study of the U.S. ranched-bison industry. This initiative is intended to increase knowledge and understanding about the characteristics, health, management practices, and challenges facing bison operations in the U.S.

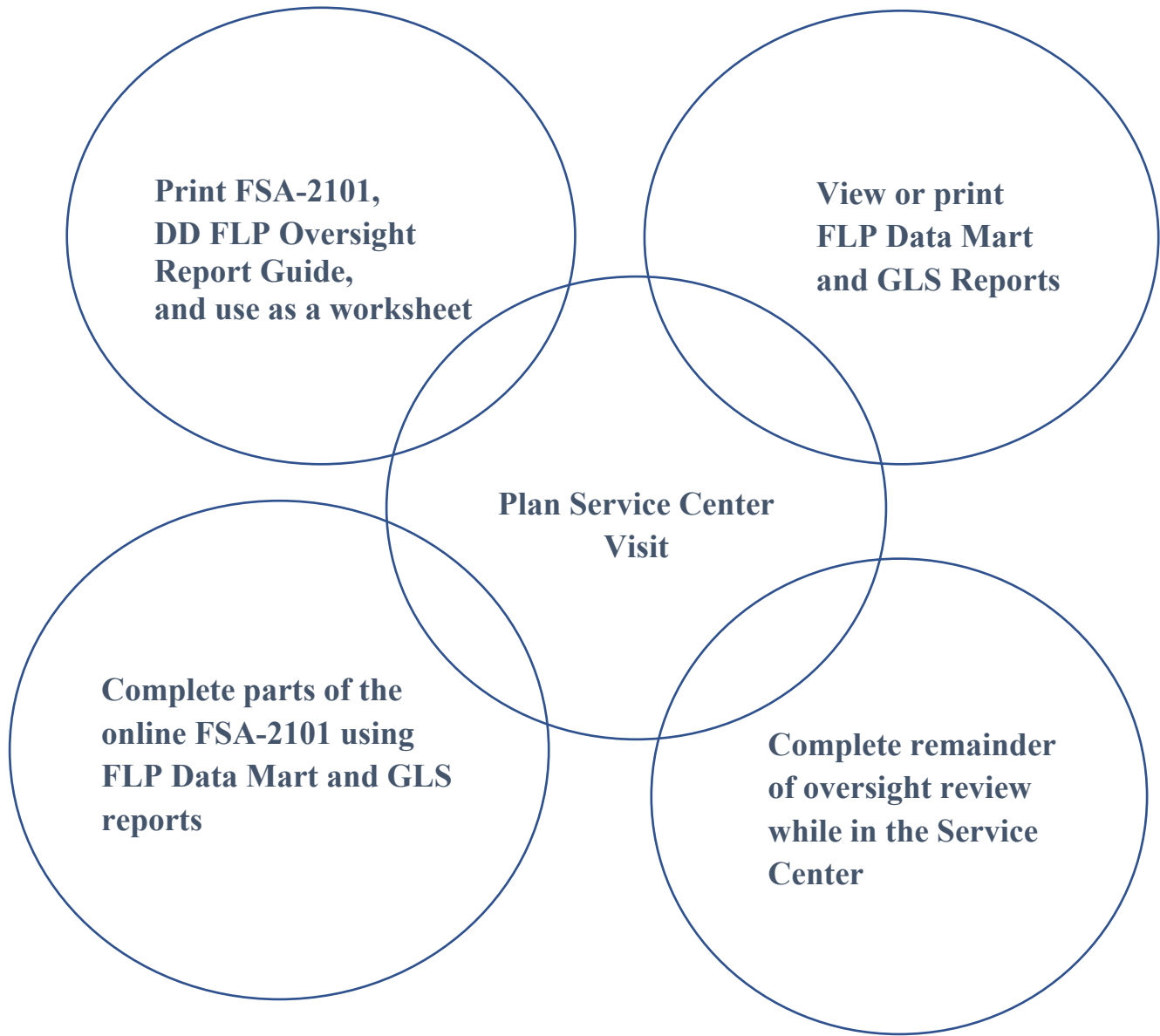
If the operation’s main enterprise is production for heads and skulls, this would be considered a non-eligible enterprise.--*

*--Alternative Production and Marketing Price Determination Guide (Continued)

F Alternative Enterprise (Continued)

- **Alpaca.** Alpaca's have generally been considered non-eligible enterprises because of the speculative nature of the industry. During the height of the industry, it was not uncommon to see breeding stock sell for \$35,000. Animals were subsequently raised and bred with the hope that the offspring would sell to another breeder to perpetuate the cycle. This speculative market is considered a non-eligible enterprise. However, each year it is estimated that alpaca fiber can be worth \$500 to \$1,000 per animal, depending on the market. In addition to this, alpaca can be used as guard animals for livestock. An alpaca operation whose primary enterprise is to produce fiber and sell alpacas as guard animals for livestock farmers may be considered eligible.
- **Goats.** A goat operation for milk, meat, and fiber offers many opportunities. The 2 most common fibers produced are mohair and cashmere. Fiber markets should be evaluated for reliability, but can often produce a marketing alternative to strictly meat production. In many areas of the country, goat meat and milk are highly sought after by many immigrant communities, providing marketing options for products. According to NASS, meat goats account for over 80 percent of the total of goats produced in the U.S.
- **Rabbits.** Rabbits grown for fiber, such as angora, and rabbits grown for food can be considered an eligible enterprise, if a reliable market exists for the product. Rabbits raised primarily for pet purposes would be considered a non-eligible enterprise.
- **Timber.** Forestry products may be eligible, depending on the manner in which the forestry is managed and harvested. The operation must follow a Timber Management Plan. Purchasing property with the intention of clear cutting and selling the timber and firewood is not considered managed agriculture and; therefore, not an eligible enterprise. In contrast, a request for assistance to purchase real estate and actively manage the timber with a forestry plan may be considered an eligible enterprise. Each request for assistance and Timber Management Plan should be reviewed and determined eligible or ineligible on its own merit.
- **Aquaculture.** Aquaculture is the husbandry of any aquatic organisms, including fish, mollusks, crustaceans, or other invertebrates, amphibians, reptiles, or aquatic plants, raised in a controlled or selected environment of which the applicant has exclusive rights to use. As with other agricultural enterprises, the requirements under non-eligible enterprise still apply, but in some cases these enterprises may be eligible for FSA financing. The USDA National Agricultural Library web site, alternative farming systems information center, at <http://www.nal.usda.gov/afsic/pubs/altlist.shtml>, has several resources available for aquaculture, among other alternative enterprises.--*

DDORS User Guide



DD FLP Oversight Review User Guide (Continued)

Table of Contents

A	DDORS Access	4
1	Web Access.....	4
2	Accessing DDORS Online Report.....	6
3	Print Report Access.....	7
4	Help Access	8
B	Online Guides and Report.....	10
1	User Guides.....	10
*--2	Farm Loan Programs Data Mart	11
3	Farm Service Agency Data Warehouse--*	12
C	Oversight Review General Information.....	15
1	Accessing DDORS Online Report.....	16
2	Accessing Direct Loan Reports	17
3	Accessing Guaranteed Loan Reports	19
D	Part A: Quarterly Review	28
1	“Direct Loan Making: Review of Direct Loan Applications”	28
A	“Complete/Approved Application File Reviews”	28
B	“Incomplete Application File Reviews”	29
C	“Withdrawn Application File Reviews”	30
D	“Rejected Application File Reviews”	31
2	“Guaranteed Loan Making: Review Of Guaranteed Loan Applications”	32
3	“Direct Loan Servicing”	33
A	“Delinquent Account Servicing”	33
I	“Borrowers With Loans 90 Days Or More Past Due”	33
II	“Borrowers With Loans Less Than 90 Days Past Due”	38
III	“Borrowers With Loans That May Require Attention”	42
B	“Payments And Collections”	43
C	“Chattel Security Accounting”	45
4	“Program Delivery FLP Goals: From FLP goals established by the National Office for your state”	43
E	Part B: Semiannual Reviews.....	57
1	Direct Loan Making: Loan Security Instruments	57
2	Direct Loan Servicing.....	59
A	Shared Appreciation Agreements	59
B	Classification of Borrower Accounts.....	61
C	Year End Analysis	67
3	Guaranteed Loan Servicing.....	70
A	Semiannual and Default Status Reports and Delinquent Loan Accounts.....	70
B	Lender Review	73

DD FLP Oversight Review User Guide (Continued)

Table of Contents (Continued)

F Part C: Annual Reviews	74
1 Direct Loan Servicing	74
A Borrower Graduation	74
B Subordinations	78
C Chattel Security Accounting	81
D Limited Resource Reviews	86
2 Program Delivery	88
A Supervised Bank Accounts	88
B Program Promotion	89
G Part D: Additional Reviews	90
1 “Farm Loan Program Risk Assessment (FLPRA) Reviews”	90
2 “County Operations Reviews”	93
H Part E: Certification District Director Signature	93
I Example of Completed Oversight Report	94

DD FLP Oversight Review User Guide (Continued)

This guide:

- is a resource to assist in completing the online oversight report
- *--identifies the electronic direct loan making and servicing reports available from the Farm Loan Programs Data Mart, along with the guaranteed loan making and servicing reports available in--* GLS
- follows the order of the online oversight report
- provides step-by-step instructions when deemed necessary.

Paragraphs 441 through 444 address all issues of reporting timeframes, user roles and responsibilities, and distribution of reports.

A DDORS Access

1 Web Access

*--Authorized users can access DDORS by either of the following:

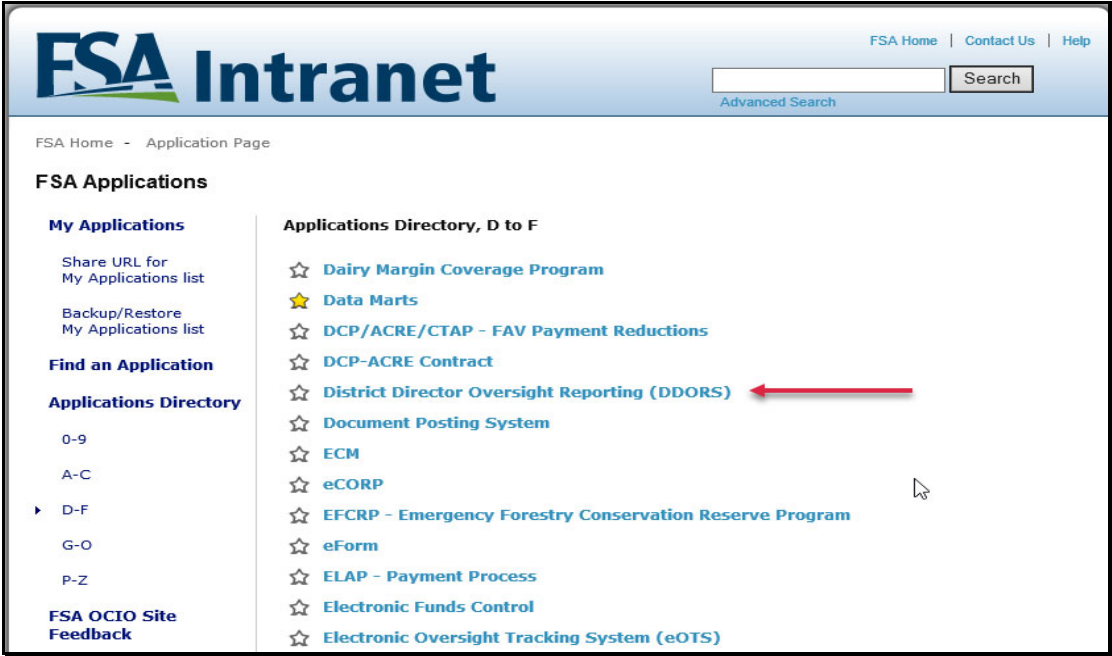
- Internet at <https://emso.fsa.usda.gov/DDors/homepage.aspx>*--*
- Intranet, as follows.

Step	Action
1	<p>*--To access DDORS, go to the FSA Intranet at https://insidefsa.usda.gov and on the FSA Intranet Home Page, and CLICK “Applications”.*--*</p>  <p>The screenshot shows a web browser window displaying the FSA Intranet Home Page. The address bar shows the URL https://insidefsa.usda.gov/. The page header includes the USDA logo, the text 'United States Department of Agriculture Farm Service Agency Intranet', and the date 'Tuesday January 7, 2020'. A navigation menu at the top contains 'Home', 'Applications', 'State Offices', 'Program Areas', 'Office of the Administrator', 'Committees', and 'myFPAC'. The 'Applications' menu item is circled in red. Below the navigation menu, there is a 'Forms & Publications' section with a list of links: 'FFAS Employee Forms / Publications Site', 'Public Forms Site', 'Intranet Releases', 'USDA Service Center Agencies eForms Online', 'Information Bulletins', 'WEB Software Releases', and 'FSA Sharepoint Cloud Migration'. To the right of this list is a banner for the 'FFIP' (Financial Improvement Program) featuring a green plant with a dollar sign and the text 'Click the image to learn more about the FSA/ODG Financial Improvement Program.'</p>

DD FLP Oversight Review User Guide (Continued)

A DDORS Access (Continued)

1 Web Access (Continued)

Step	Action
2	<p>*--From the FSA Applications Screen, CLICK “District Director Oversight Reporting DDORS”. Log in with eAuthentication user ID and password, or LincPass and PIN.</p>  <p>The screenshot shows the FSA Intranet 'Applications Directory, D to F' page. A red arrow points to the link 'District Director Oversight Reporting (DDORS)' in the list of applications. Other visible links include Dairy Margin Coverage Program, Data Marts, DCP/ACRE/CTAP - FAV Payment Reductions, DCP-ACRE Contract, Document Posting System, ECM, eCORP, EFCRP - Emergency Forestry Conservation Reserve Program, eForm, ELAP - Payment Process, Electronic Funds Control, and Electronic Oversight Tracking System (eOTS).</p>
3	<p>From the Farm Loan Programs Systems Main Menu, under “Other FLP Systems”, CLICK “District Director Oversight Reporting System (DDORS)”.</p> <p>* * *</p>

DD FLP Oversight Review User Guide (Continued)

A DDORS Access (Continued)

2 Accessing DDORS Online Report

DD’s can access the online DDORS report for the Service Center being reviewed, from the DDORS Home Page, by selecting the Service Center name.

Oversight reports can be viewed by authorized users as soon as the DD or proxy begins adding information. Follow this table to view previously submitted reports.


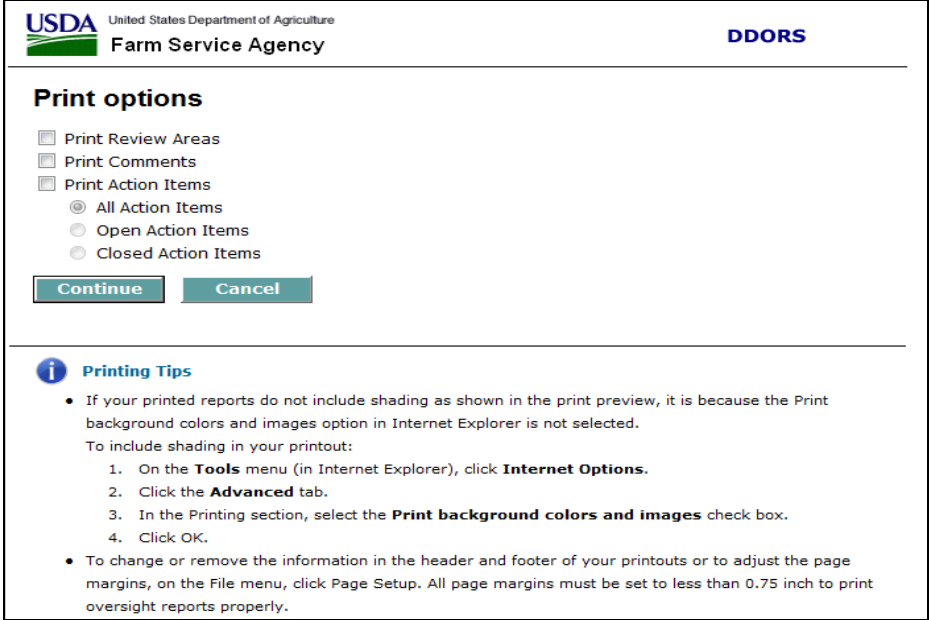
Step	Action
1	Select Home in the menu at the top of the page, if not already on the Home Page.
2	In the menu on the left, indicate the reporting period by using the “Fiscal Year” and “Quarter” drop-down lists. Use the “State” drop-down list to select the applicable State, if user has access to more than 1 State. CLICK “Go”. <div data-bbox="350 848 721 1234" style="border: 1px solid black; padding: 5px; margin: 10px 0;"> <p>Oversight Reports</p> <p>Fiscal Year: 2013</p> <p>Quarter: Third Quarter</p> <p>State: Alabama</p> <p style="text-align: right;">Go</p> </div>
3	*--From the list of all Service Centers that will be displayed, locate a Service Center--* with a report status of “In Progress”, “Submitted”, or “Auto-Submitted” and select the “Service Center” name.

DD FLP Oversight Review User Guide (Continued)

A DDORS Access (Continued)

3 Print Report Access

Follow this table to view or print the report.

Step	Action
1	<p>The full report can be viewed on screen or printed at any point after the report has been initiated. From the Report Outline Screen, CLICK “Printer-Friendly Report”.</p> 
2	<p>The Print Options Screen will be displayed. Select the areas of the report to view and CLICK “Continue”.</p> 

DD FLP Oversight Review User Guide (Continued)

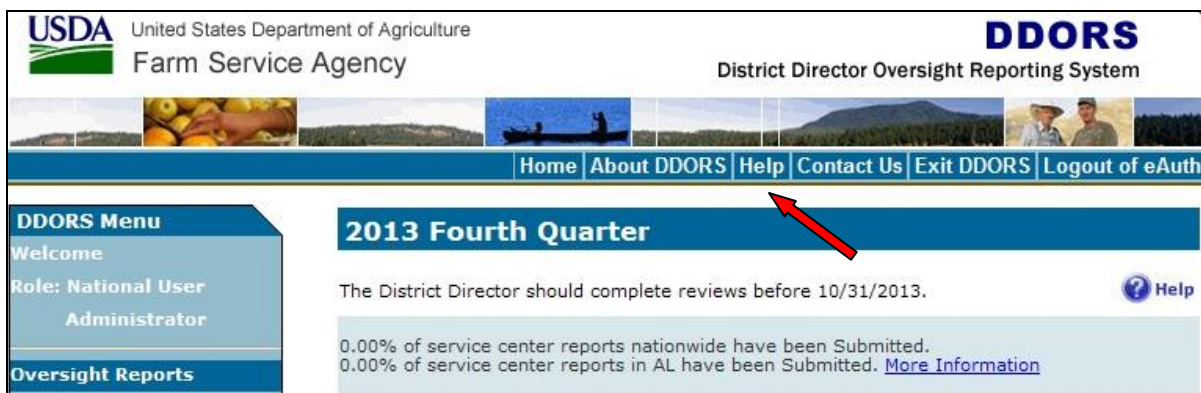
A DDORS Access (Continued)

3 Print Report Access (Continued)

Step	Action				
3	<p>When FSA-2101 is displayed, users may view on screen or CLICK “Print”.</p> <div style="border: 1px solid black; padding: 10px;"> <div style="text-align: right; margin-bottom: 5px;">Report Generated On: 8/5/2013</div> <div style="display: flex; justify-content: center; gap: 10px; margin-bottom: 10px;"> Print Print Options Close Window </div> <div style="border: 1px solid black; padding: 5px;"> <p>FSA 2101 U.S. Department of Agriculture Farm Service Agency</p> <p style="text-align: center;">DD FLP OVERSIGHT REPORT GUIDE Third Quarter Report</p> <p style="text-align: center; font-size: small;">For Reviews Completed for the Period of 4/1/2013 through 6/30/2013. (District Director should complete this review before 7/31/2013.)</p> <table border="1" style="width: 100%; border-collapse: collapse;"> <tr> <td style="width: 25%;">1.STATE</td> <td style="width: 25%;">2.DISTRICT NUMBER D-01</td> <td style="width: 25%;">3.SERVICE CENTER</td> <td style="width: 25%;">4.FISCAL YEAR 2013</td> </tr> </table> <p>Part A. Quarterly Review 1. Direct Loan Making : Review Of Direct Loan Applications</p> <p>A. Complete/Approved Application File Reviews</p> <ol style="list-style-type: none"> 1. Applicant Name 2. Applicant representation is consistent within all FSA programs (Applicant has not applied for or received Agency benefits under any other name, entity or identification number) 3. Applicant was notified of receipt of complete application 4. Applicants were notified within 5 days of an eligibility determination 5. Appropriate environmental assessment completed 6. If application was held over 45 days without a loan decision, was a reason entered in DLS? 7. Credit decision (approval) was made within 60 days of receipt of complete loan application </div> </div>	1.STATE	2.DISTRICT NUMBER D-01	3.SERVICE CENTER	4.FISCAL YEAR 2013
1.STATE	2.DISTRICT NUMBER D-01	3.SERVICE CENTER	4.FISCAL YEAR 2013		

4 Help Access

DDORS has a “Help” function that is available throughout the online report, as displayed on this example DDORS Home Page.

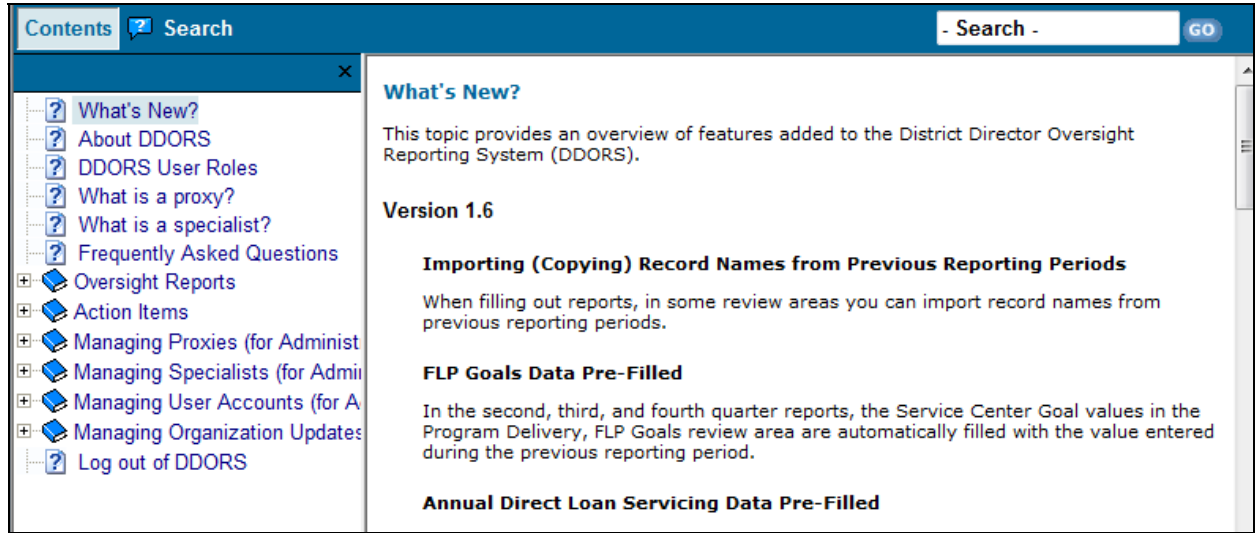


DD FLP Oversight Review User Guide (Continued)

A DDORS Access (Continued)

4 Help Access (Continued)

The following is an example of the screen that will be displayed with topics for assistance.



DD FLP Oversight Review User Guide (Continued)

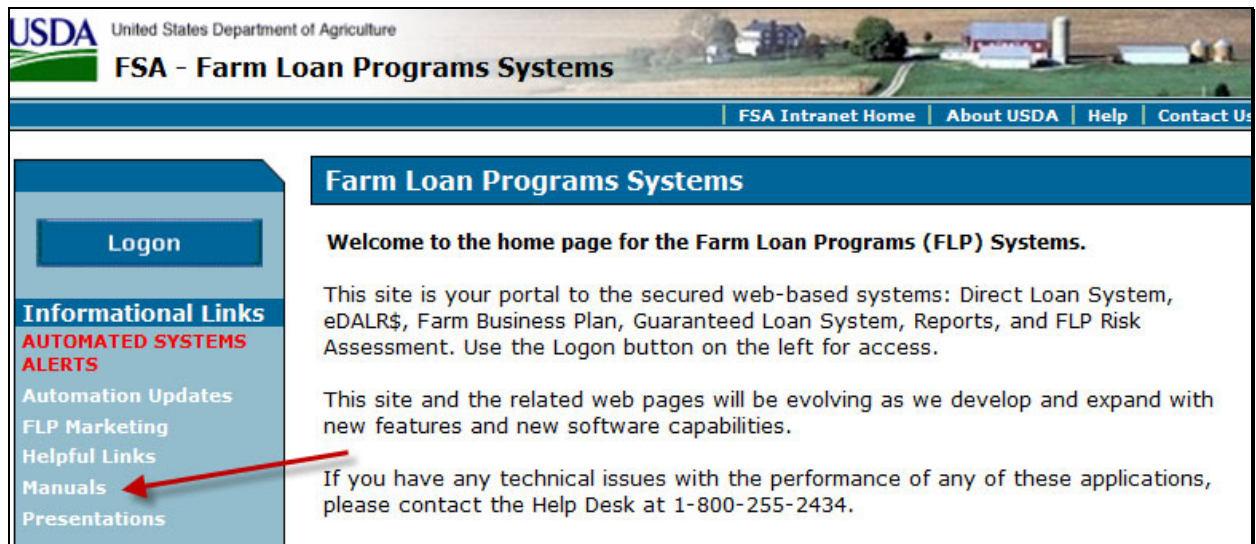
B Online Guides and Reports

1 User Guides

*--On the Farm Loan Programs Systems Home Page, under “Information Links”, if users CLICK “Manual”, the following user guides will be available:

- DLS-Loan Making and Servicing User’s Guide, that includes:
 - Direct Loan System training
 - Loan Servicing Questions
 - Special Servicing Reference and User Guide
- GLS-Guaranteed Loan System User Guide.

Following is an example of the Farm Loan Programs Systems Home Page.--*



* * *

DD FLP Oversight Review User Guide (Continued)

B Online Guides and Reports (Continued)

***--2 Farm Loan Programs Data Mart**

Farm Service Agency Data Ware House access is **required** to have Data Mart access. Users--* who do not already have access to Data Mart must complete FSA-13-A and submit it to the appropriate Security Liaison Representative.

* * *

DD FLP Oversight Review User Guide (Continued)

B Online Guides and Reports (Continued)

*--3 Farm Service Agency Data Warehouse

The following is a quick review of how to access Farm Loan Programs Data Mart reports needed for completing DDORS.

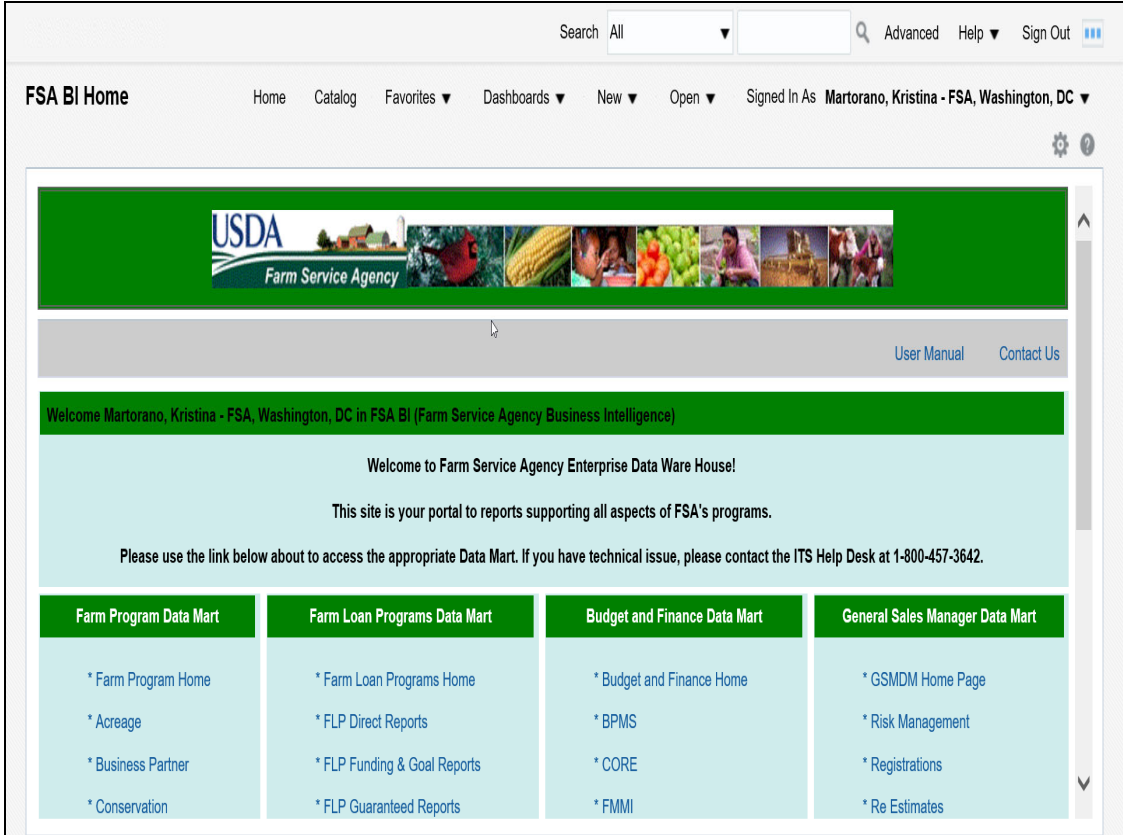
Step	Action
1	<p data-bbox="347 554 1445 699">From the FSA Intranet Home Page, under “Applications”, CLICK “Data Marts” and the FSA Data Warehouse Production Home Page will be displayed.</p> <p data-bbox="347 663 876 699">CLICK “OBIEE Reports/Dashboards”.</p>  <p data-bbox="347 737 1466 1478">The screenshot shows the 'FSA - Data Warehouse Production Home Page' with a navigation menu on the left containing 'Link', 'OBIEE Reports/Dashboards', 'Informational Links', 'Help Desk Support', 'Data Security Access Authorization Form', and 'Obtain E-Auth Id'. The main content area includes a welcome message and instructions on how to use the site.</p>

--*

DD FLP Oversight Review User Guide (Continued)

B Online Guides and Reports (Continued)

*--3 Farm Service Agency Data Warehouse (Continued)

Step	Action
2	<p>On the Farm Service Agency Data Warehouse Home Page, CLICK “Farm Loan Programs Home”.</p> 

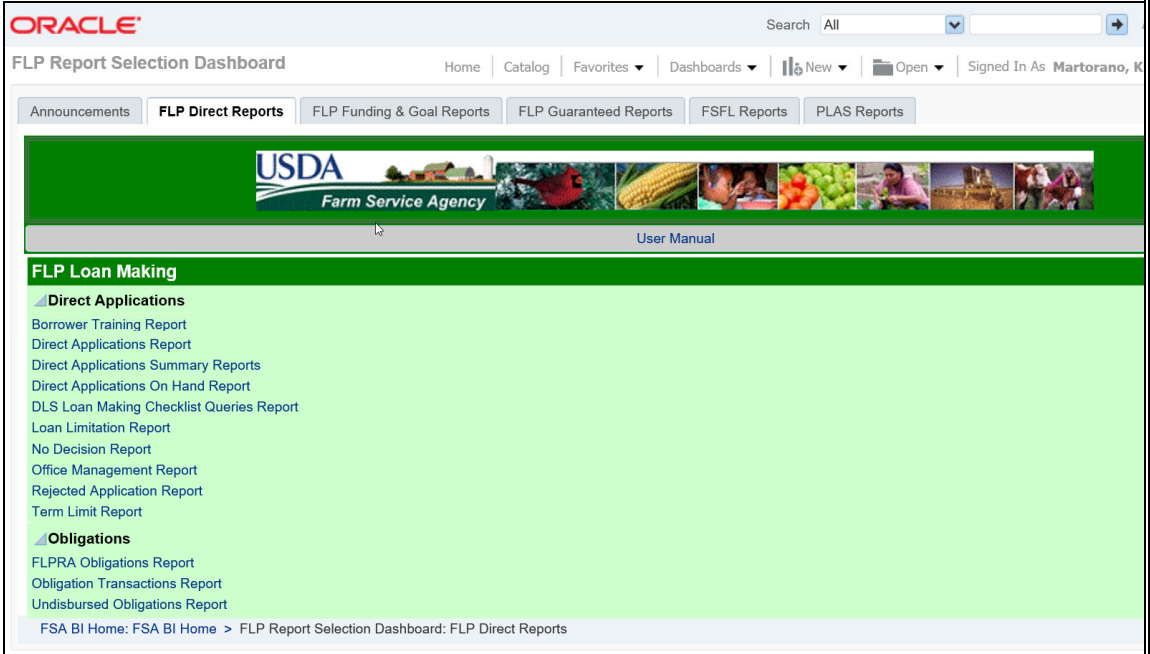
--*

DD FLP Oversight Review User Guide (Continued)

B Online Guides and Reports (Continued)

*--3 Farm Service Agency Data Warehouse (Continued)

Step	Action
3	<p>On the FLP Report Selection Dashboard, under:</p> <ul style="list-style-type: none"> “FLP Direct Reports”, both direct loan making and loan servicing reports will be displayed <p>Note: Information from these reports will be used to complete parts of the oversight report.</p> <ul style="list-style-type: none"> “FLP Funding and Goal Reports”, information needed to complete the direct loan making goals section of the oversight report will be provided.



--*

DD FLP Oversight Review User Guide (Continued)

C Oversight Review General Information


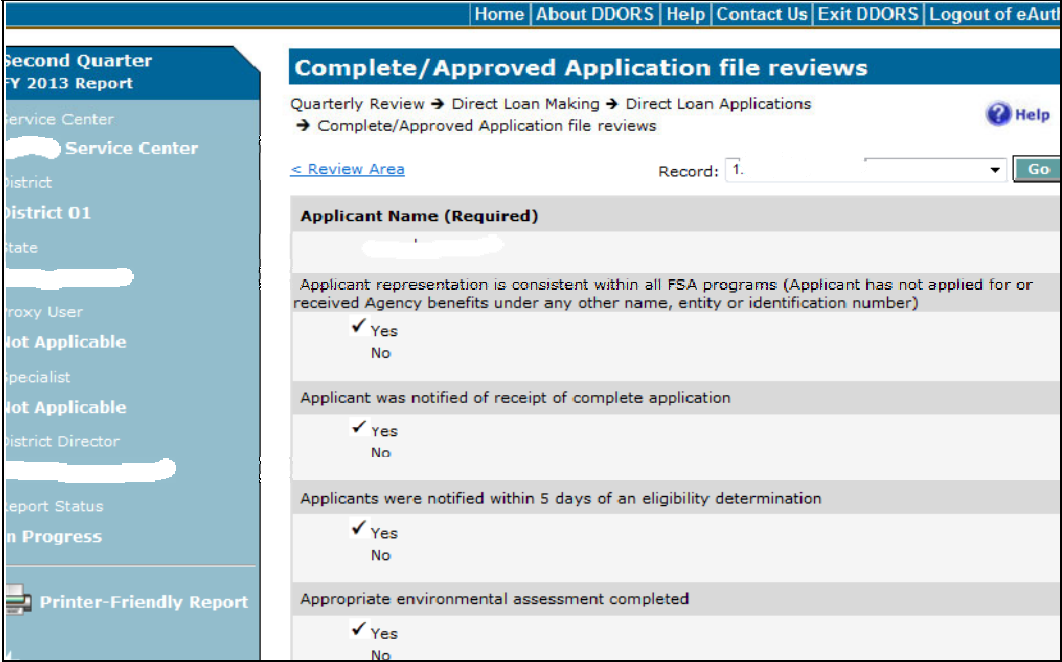
--Online Farm Loan Programs Data Mart and GLS reports should be created in advance of the--
Service Center visit. DD can begin the oversight review by using the reports to complete sections of the online report in DDORS, from any location, to maximize time spent in the Service Center.

DD FLP Oversight Review User Guide (Continued)

C Oversight Review General Information (Continued)

1 Accessing DDORS Online Report

Access the online report from the DDORS Home Page and select the Service Center name.

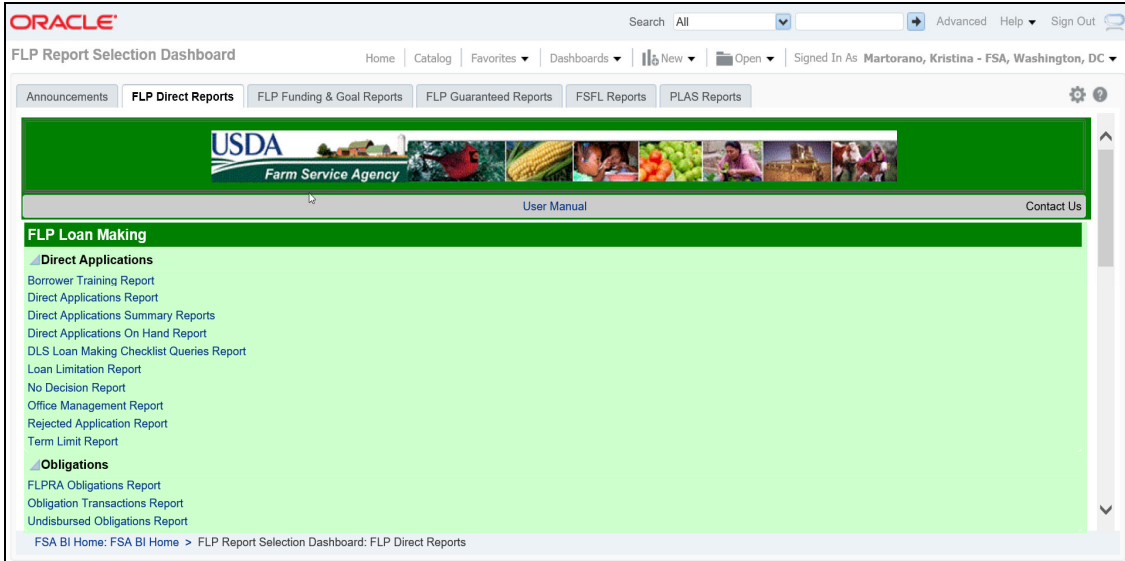
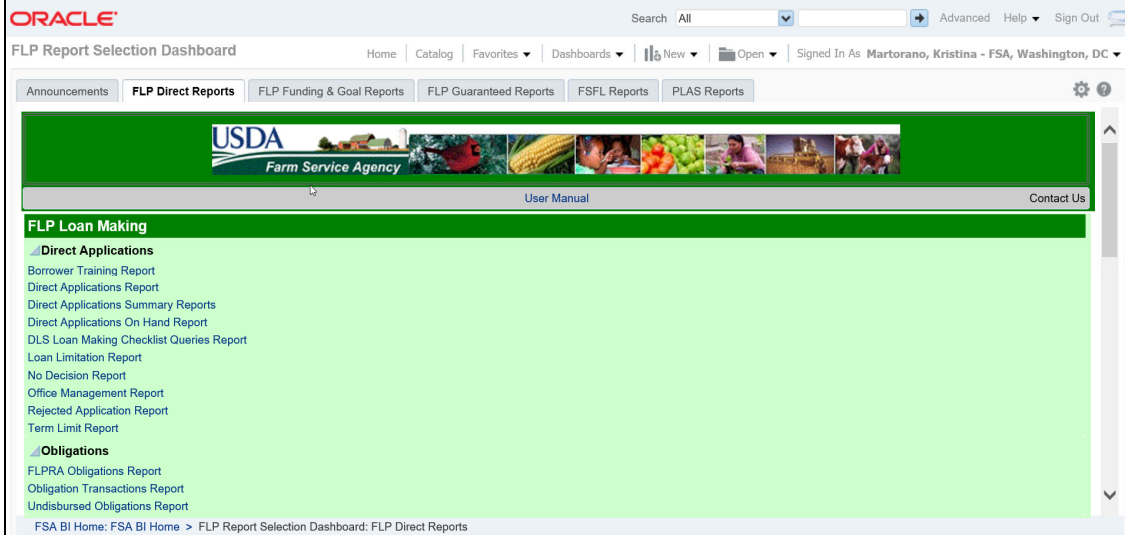
Step	Action
1	<p>On the Report Outline Screen, select the hyperlink for the desired section of the report.</p> 
2	<p>The questions are answered online within DDORS.</p> 

DD FLP Oversight Review User Guide (Continued)

C Oversight Review General Information (Continued)

2 Accessing Direct Loan Reports

*--Access the direct loan reports from the Farm Loan Programs Data Mart. This following report will provide information needed for all 4 direct loan making review items.

Step	Action
1	<p>On the Farm Loan Programs Data Mart, CLICK “FLP Direct Reports”.</p> 
2	<p>On the Farm Loan Programs Data Mart/FLP Direct Reports Screen, under “Direct Applications”, CLICK “Direct Applications Report”.</p> 

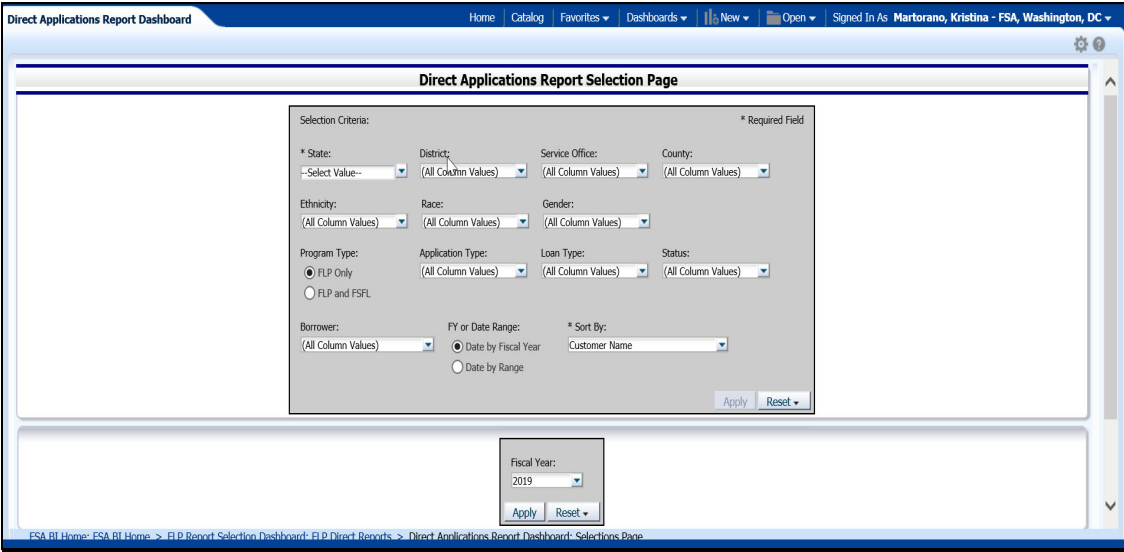
--*

DD FLP Oversight Review User Guide (Continued)

C Oversight Review General Information (Continued)

2 Accessing Direct Loan Reports (Continued)

*--

Step	Action
3	<p>On the Direct Applications Report Selection Page, select:</p> <ul style="list-style-type: none"> • State • district • servicing office • county, as follows: <ul style="list-style-type: none"> • all counties • specific county. <p>The report can be run by FY or by specific date range. There are numerous sort options for the report, with up to 4 sort criteria possible, and the report can be run in 4 different formats. Excel format allows further sorting capability.</p>  <p>The screenshot shows the 'Direct Applications Report Selection Page' with the following options:</p> <ul style="list-style-type: none"> Selection Criteria: <ul style="list-style-type: none"> * State: (All Column Values) District: (All Column Values) Service Office: (All Column Values) County: (All Column Values) Ethnicity: (All Column Values) Race: (All Column Values) Gender: (All Column Values) Program Type: <ul style="list-style-type: none"> <input checked="" type="radio"/> FLP Only <input type="radio"/> FLP and FSFL Application Type: (All Column Values) Loan Type: (All Column Values) Status: (All Column Values) Borrower: (All Column Values) FY or Date Range: <ul style="list-style-type: none"> <input checked="" type="radio"/> Date by Fiscal Year <input type="radio"/> Date by Range * Sort By: Customer Name Fiscal Year: 2019

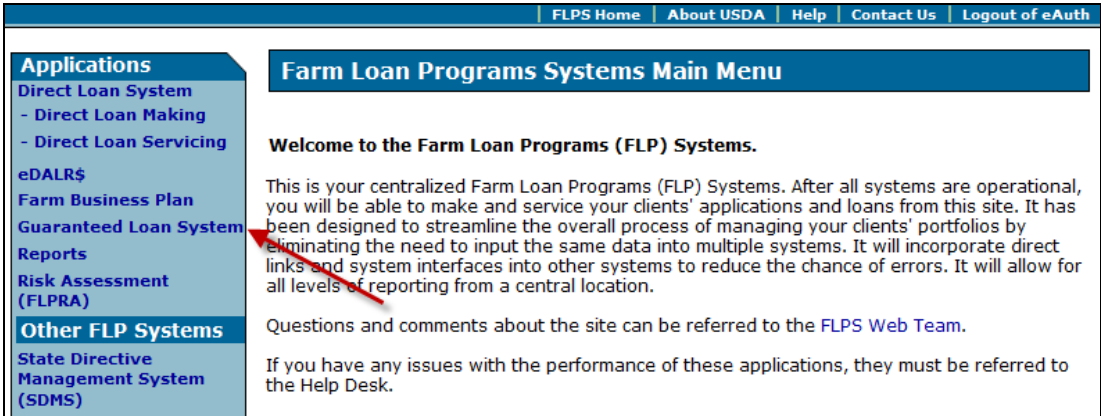

--*

DD FLP Oversight Review User Guide (Continued)

C Oversight Review General Information (Continued)

3 Accessing Guaranteed Loan Reports



Access guarantee loan reports from GLS. The following report will provide a portion of the information necessary to complete the guaranteed loan making review items.

Step	Action
1	<p>On the Farm Loan Programs Systems Main Menu, under “Applications”, CLICK “Guaranteed Loan System”.</p>  <p>The screenshot shows the 'Farm Loan Programs Systems Main Menu' with a navigation bar at the top containing links for 'FLPS Home', 'About USDA', 'Help', 'Contact Us', and 'Logout of eAuth'. A left-hand menu lists various options: 'Applications', 'Direct Loan System', 'eDALR\$', 'Farm Business Plan', 'Guaranteed Loan System', 'Reports', 'Risk Assessment (FLPRA)', and 'Other FLP Systems'. The 'Guaranteed Loan System' link is highlighted with a red arrow. The main content area includes a welcome message and instructions for users.</p>
2	<p>GLS is shared with RD that makes it necessary to CLICK “Welcome to the Farm Service Agency” icon on the GLS Guaranteed Loan System & CBP Direct Loans and Grants Screen.</p>  <p>The screenshot displays the 'United States Department of Agriculture' logo and the 'GLS Guaranteed Loan System & CBP Direct Loans and Grants' title. It features a navigation bar with links for 'GLS Home', 'FSA Home', 'RBS Home', 'RHS Home', 'RUS Home', 'Borrower', and 'Lend'. A 'Message Board' section contains links for 'Click Message Board link above.', 'Expected Downtime:', and 'Click Expected Downtime link above.'. A 'Guaranteed Loan System' availability notice is at the bottom left. On the right, there are several service icons, with a red arrow pointing to the 'Welcome to the Farm Service Agency' icon.</p>

DD FLP Oversight Review User Guide (Continued)

C Oversight Review General Information (Continued)


3 Accessing Guaranteed Loan Reports (Continued)

Step	Action
3	<p>On the GLS Guaranteed Loan System Screen, CLICK “Reports”.</p>  <p>The screenshot shows the 'GLS Guaranteed Loan System' interface. At the top, there is a navigation bar with links for 'GLS Home', 'FSA Home', 'Borrower', 'Lender', 'Loans', and 'Reports'. Below this is a list of menu items, each preceded by a small square icon. A red arrow points to the 'Reports' link in this list.</p> <ul style="list-style-type: none"> <input checked="" type="checkbox"/> Application Package List <input checked="" type="checkbox"/> Application Package Add <input checked="" type="checkbox"/> Loan Guarantee Request Add <input checked="" type="checkbox"/> Loan Guarantee Request Update <input checked="" type="checkbox"/> Loan List <input checked="" type="checkbox"/> Administrative Fee/Treasury Rate List <input checked="" type="checkbox"/> FSA NAICS List <input checked="" type="checkbox"/> FSA Integrator/Contractor List <input checked="" type="checkbox"/> Reference Table List <input checked="" type="checkbox"/> GLS 1099C Control Dates <input checked="" type="checkbox"/> Reports <input checked="" type="checkbox"/> Forms <input checked="" type="checkbox"/> GLS MRE
4	<p>On the GLS Farm Service Agency Reports Screen, CLICK “Expand All SubMenu Option Lists” link and the list will expand to show all the available GLS reports.</p>  <p>The screenshot shows the 'GLS Farm Service Agency Reports' interface. At the top, there is a navigation bar with links for 'GLS Home', 'FSA Home', 'Borrower', and 'Lender'. Below this is a red notice: 'NOTICE: Data on the Reports is downloaded on a nightly basis. Th'. Below the notice is a list of menu items, with 'Expand All SubMenu Option Lists' highlighted by a red arrow.</p> <ul style="list-style-type: none"> <input checked="" type="checkbox"/> Expand All SubMenu Option Lists FSA Reports <input checked="" type="checkbox"/> Application Reports <input checked="" type="checkbox"/> Activity Reports

DD FLP Oversight Review User Guide (Continued)

C Oversight Review General Information (Continued)

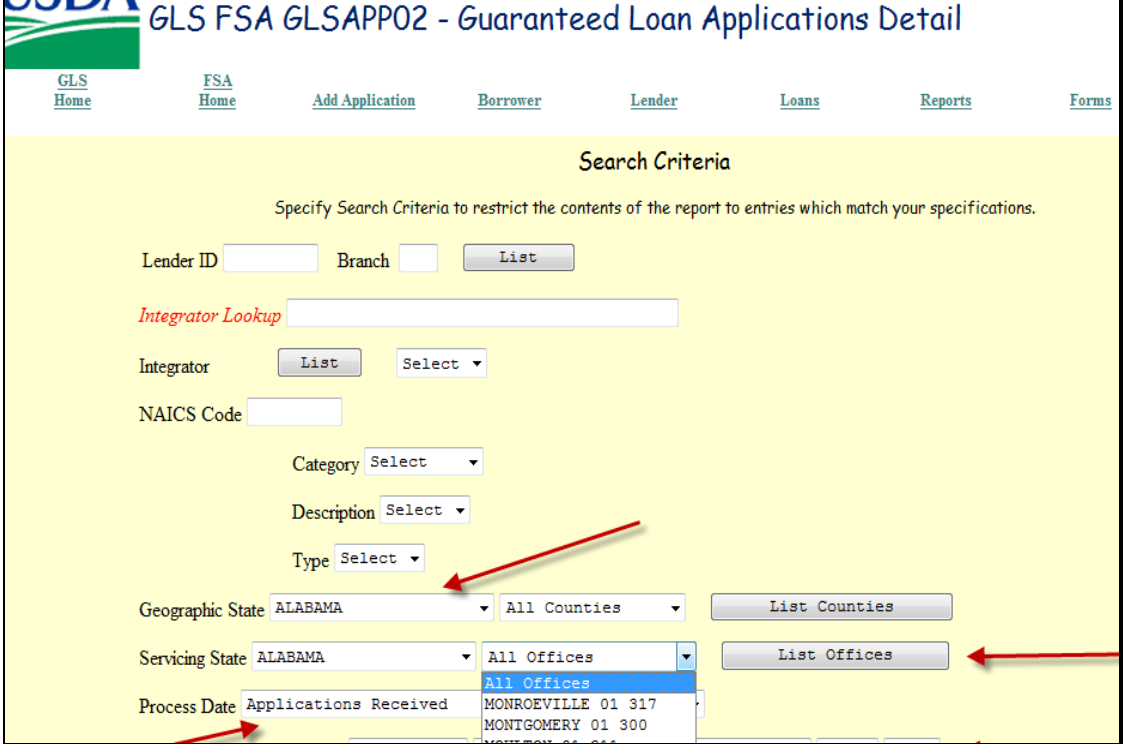
3 Accessing Guaranteed Loan Reports (Continued)

Step	Action
5	<p>The GLS Farm Service Agency Reports Screen will be redisplayed with an expanded list of reports. Under FSA Reports, “Applications Reports”, CLICK “GLSAPP02 - Guaranteed Loan Applications Detail Report”.</p> <p>The report will be displayed with lender, borrower, and application information for each application that matches the specified search criteria.</p> 

DD FLP Oversight Review User Guide (Continued)

C Oversight Review General Information (Continued)

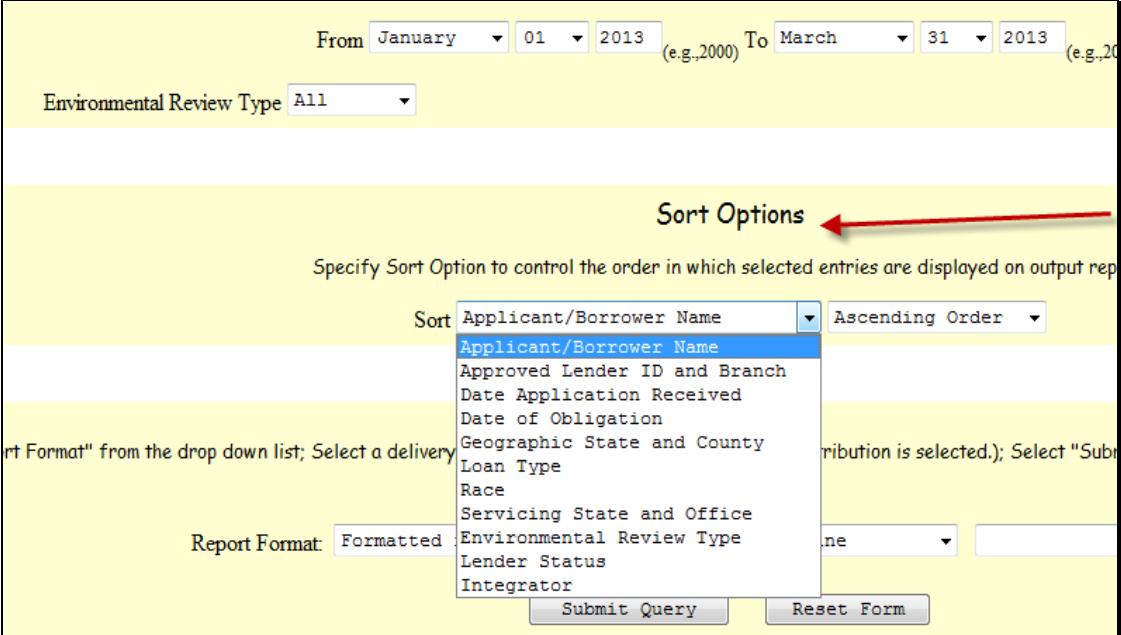
3 Accessing Guaranteed Loan Reports (Continued)

Step	Action
6	<p>To create the report, from the GLS FSA GLSAPP02 - Guaranteed Loan Applications Detail Screen, do the following:</p> <ul style="list-style-type: none"> for a specific county, from the: <ul style="list-style-type: none"> “Geographic State” drop-down list, select State CLICK “List Counties” and from “List Counties” drop-down list, select a specific county by Service Center select: <ul style="list-style-type: none"> “Servicing State” drop-down list, select State CLICK “List Offices” and from “All Offices” drop-down list, select applicable Service Center make a selection from the “Process Date” drop-down list
	 <p>The screenshot displays the 'Search Criteria' section of the 'GLS FSA GLSAPP02 - Guaranteed Loan Applications Detail' page. The page includes navigation links for GLS Home, FSA Home, Add Application, Borrower, Lender, Loans, Reports, and Forms. The search criteria section contains the following fields and controls:</p> <ul style="list-style-type: none"> Lender ID: <input type="text"/> Branch: <input type="text"/> List: <input type="button" value="List"/> Integrator Lookup: <input type="text"/> Integrator: <input type="button" value="List"/> <input type="button" value="Select"/> NAICS Code: <input type="text"/> Category: <input type="button" value="Select"/> Description: <input type="button" value="Select"/> Type: <input type="button" value="Select"/> Geographic State: <input type="button" value="ALABAMA"/> <input type="button" value="All Counties"/> <input type="button" value="List Counties"/> Servicing State: <input type="button" value="ALABAMA"/> <input type="button" value="All Offices"/> <input type="button" value="List Offices"/> Process Date: <input type="button" value="Applications Received"/> <input type="button" value="MONROEVILLE 01 317"/> <input type="button" value="MONTGOMERY 01 300"/> <p>Red arrows in the image point to the 'List Counties' button, the 'List Offices' button, and the 'Process Date' dropdown menu.</p>

DD FLP Oversight Review User Guide (Continued)

C Oversight Review General Information (Continued)

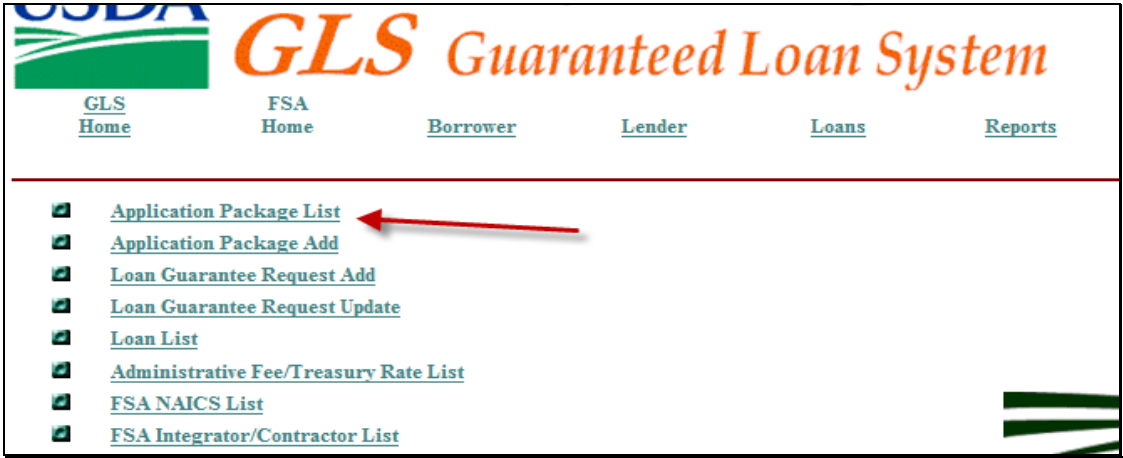
3 Accessing Guaranteed Loan Reports (Continued)

Step	Action
<p>6 (Cntd)</p>	<ul style="list-style-type: none"> select the date range for the report with the “From” and “To” options use “Sort” drop-down lists to select the way the report will display. <p>Note: To view the report by oldest guaranteed applications, sort by “Date Application Received”.</p> <p>CLICK “Submit Query”.</p>  <p>The screenshot shows a web form for generating reports. At the top, there are date range selectors: 'From' (January 01, 2013) and 'To' (March 31, 2013). Below this is a dropdown for 'Environmental Review Type' set to 'All'. A section titled 'Sort Options' with a red arrow pointing to it contains a dropdown menu currently set to 'Applicant/Borrower Name' and 'Ascending Order'. The dropdown menu is open, showing a list of options: Applicant/Borrower Name, Approved Lender ID and Branch, Date Application Received, Date of Obligation, Geographic State and County, Loan Type, Race, Servicing State and Office, Environmental Review Type, Lender Status, and Integrator. At the bottom of the form are 'Submit Query' and 'Reset Form' buttons.</p>

DD FLP Oversight Review User Guide (Continued)

C Oversight Review General Information (Continued)

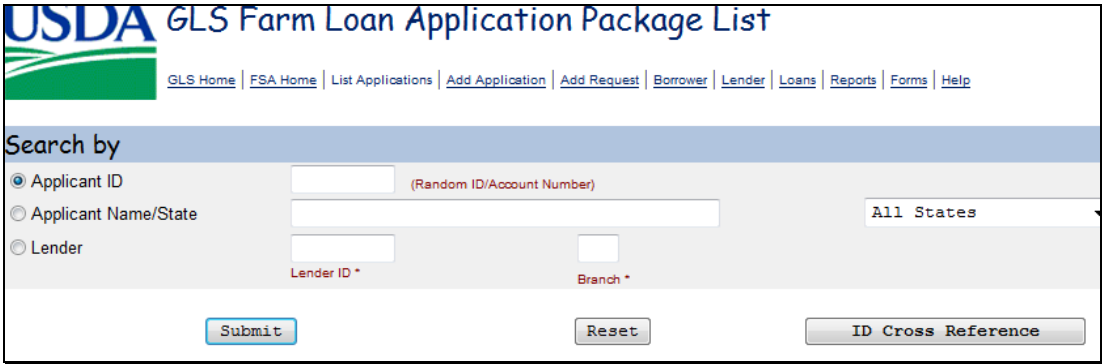
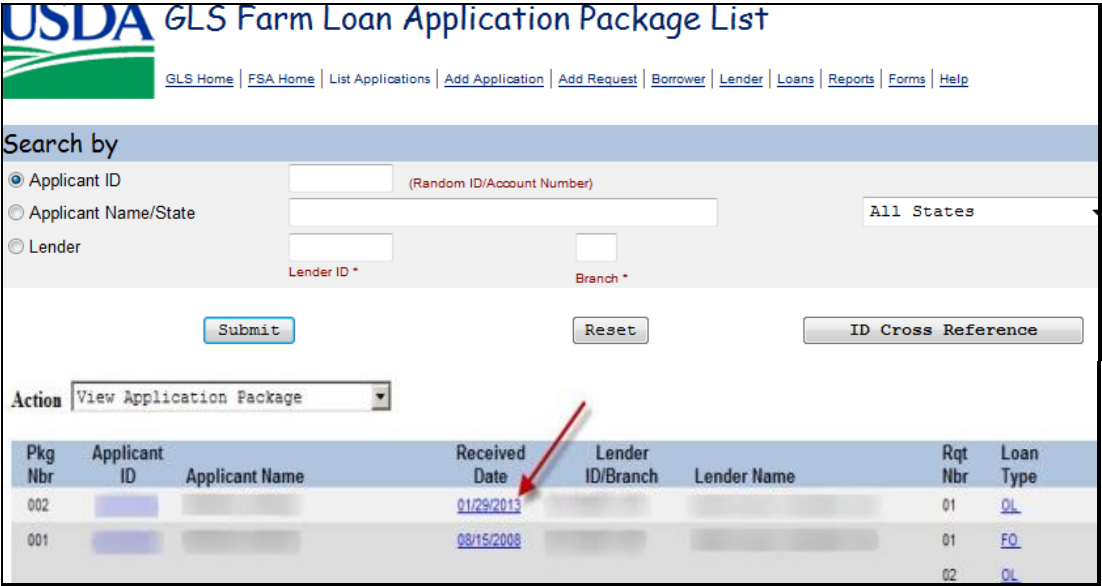
3 Accessing Guaranteed Loan Reports (Continued)

Step	Action																																																															
7	<p>The Guaranteed Loan Applications Detail Report will be used to select the applications to review. The following example was selected by State and a Service Center, and was sorted by date range and name.</p> <div data-bbox="342 590 1458 919" style="border: 1px solid black; padding: 5px;"> <p>CAC204 United States Department of Agriculture 11/06/2013 GLSAPP02 FARM SERVICE AGENCY 06.16.55 Guaranteed Loan Applications Detail Report Page: 2</p> <table border="1" style="width: 100%; border-collapse: collapse;"> <thead> <tr> <th style="text-align: left;">Applicant Name</th> <th style="text-align: left;">Geo St Cnty</th> <th style="text-align: left;">Borrower ID</th> <th style="text-align: left;">Mail Code</th> <th style="text-align: left;">Date Rec'd</th> <th style="text-align: left;">Date of</th> <th style="text-align: left;">Final Action</th> <th style="text-align: left;">Envr Review</th> <th style="text-align: left;">Amount</th> </tr> <tr> <th style="text-align: left;">Approved Lender</th> <th style="text-align: left;">Race</th> <th style="text-align: left;">Loan Type</th> <th style="text-align: left;">Date Cplt</th> <th style="text-align: left;">Disposition</th> <th style="text-align: left;">Date</th> <th style="text-align: left;">Date</th> <th style="text-align: left;">Date Cmpl</th> <th style="text-align: left;">Amount</th> </tr> </thead> <tbody> <tr> <td>WHITE, JOE</td> <td>01 056 111111111</td> <td>01-308</td> <td>01-308</td> <td>01/07/2013</td> <td>APPROVED</td> <td>OBLIGATED</td> <td>CATEX</td> <td>\$450,000.00</td> </tr> <tr> <td>LOCAL FARM CREDIT</td> <td>WHITE</td> <td>FO</td> <td>FO</td> <td>01/10/2013</td> <td>01/10/2013</td> <td>01/14/2013</td> <td>01/10/2013</td> <td></td> </tr> <tr> <td>BLUE, SAM</td> <td>01 056 222222222</td> <td>01-308</td> <td>01-308</td> <td>01/07/2013</td> <td>APPROVED</td> <td>OBLIGATED</td> <td>CATEX</td> <td>\$9,546.00</td> </tr> <tr> <td>SMALL TOWN BANK</td> <td>WHITE</td> <td>OL</td> <td>OL</td> <td>01/10/2013</td> <td>01/10/2013</td> <td>01/14/2013</td> <td>01/10/2013</td> <td></td> </tr> <tr> <td>LOCAL FOODS</td> <td></td> <td></td> <td></td> <td></td> <td></td> <td></td> <td></td> <td></td> </tr> </tbody> </table> </div>	Applicant Name	Geo St Cnty	Borrower ID	Mail Code	Date Rec'd	Date of	Final Action	Envr Review	Amount	Approved Lender	Race	Loan Type	Date Cplt	Disposition	Date	Date	Date Cmpl	Amount	WHITE, JOE	01 056 111111111	01-308	01-308	01/07/2013	APPROVED	OBLIGATED	CATEX	\$450,000.00	LOCAL FARM CREDIT	WHITE	FO	FO	01/10/2013	01/10/2013	01/14/2013	01/10/2013		BLUE, SAM	01 056 222222222	01-308	01-308	01/07/2013	APPROVED	OBLIGATED	CATEX	\$9,546.00	SMALL TOWN BANK	WHITE	OL	OL	01/10/2013	01/10/2013	01/14/2013	01/10/2013		LOCAL FOODS								
Applicant Name	Geo St Cnty	Borrower ID	Mail Code	Date Rec'd	Date of	Final Action	Envr Review	Amount																																																								
Approved Lender	Race	Loan Type	Date Cplt	Disposition	Date	Date	Date Cmpl	Amount																																																								
WHITE, JOE	01 056 111111111	01-308	01-308	01/07/2013	APPROVED	OBLIGATED	CATEX	\$450,000.00																																																								
LOCAL FARM CREDIT	WHITE	FO	FO	01/10/2013	01/10/2013	01/14/2013	01/10/2013																																																									
BLUE, SAM	01 056 222222222	01-308	01-308	01/07/2013	APPROVED	OBLIGATED	CATEX	\$9,546.00																																																								
SMALL TOWN BANK	WHITE	OL	OL	01/10/2013	01/10/2013	01/14/2013	01/10/2013																																																									
LOCAL FOODS																																																																
8	<p>Application information by borrower can also be found on the GLS Farm Loan Guarantee Request View Screen. To access the GLS Farm Loan Guarantee Request View Screen, from the GLS Guaranteed Loan System Screen, CLICK “Application Package List”.</p> <div data-bbox="342 1104 1458 1558" style="border: 1px solid black; padding: 5px;">  <p style="text-align: center;">GLS Guaranteed Loan System</p> <p style="text-align: center;"> GLS Home FSA Home Borrower Lender Loans Reports </p> <hr/> <ul style="list-style-type: none"> <input checked="" type="checkbox"/> Application Package List <input checked="" type="checkbox"/> Application Package Add <input checked="" type="checkbox"/> Loan Guarantee Request Add <input checked="" type="checkbox"/> Loan Guarantee Request Update <input checked="" type="checkbox"/> Loan List <input checked="" type="checkbox"/> Administrative Fee/Treasury Rate List <input checked="" type="checkbox"/> FSA NAICS List <input checked="" type="checkbox"/> FSA Integrator/Contractor List </div>																																																															

DD FLP Oversight Review User Guide (Continued)

C Oversight Review General Information (Continued)

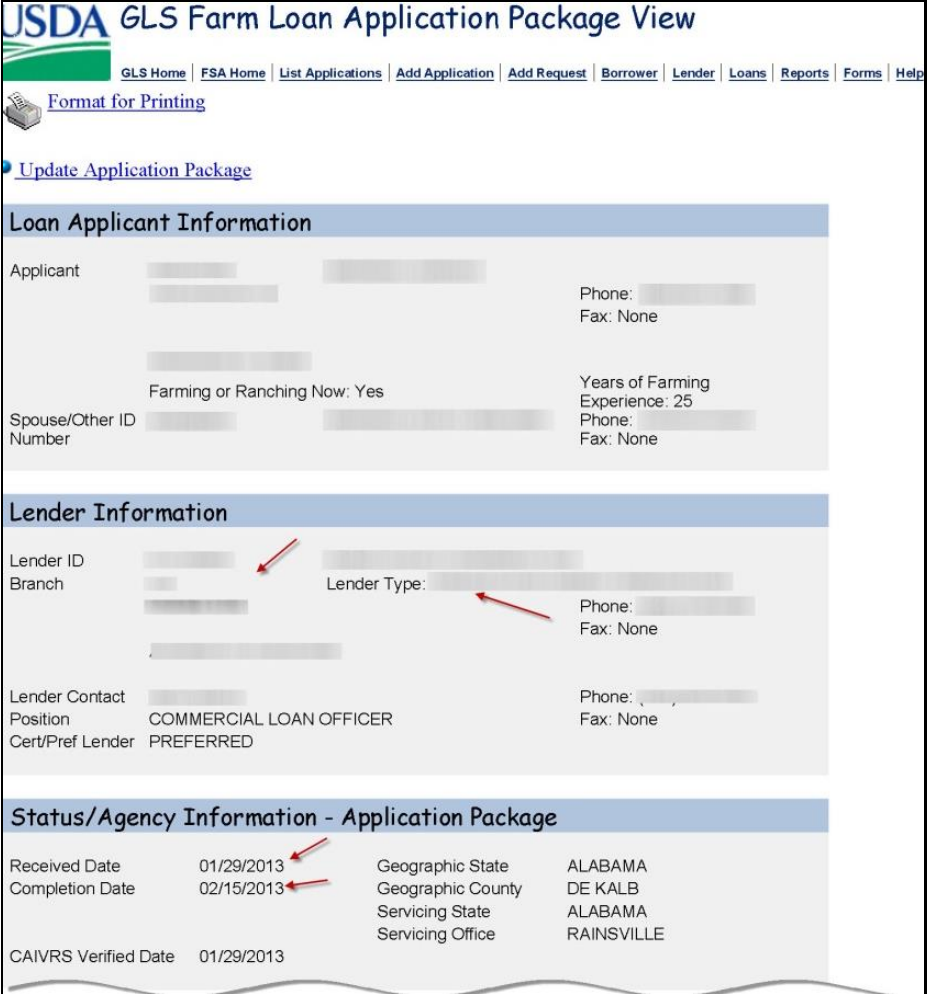
3 Accessing Guaranteed Loan Reports (Continued)

Step	Action																																
9	<p>The GLS Farm Loan Application Package List Screen will be displayed. Access the GLS Farm Loan Guarantee Request View Screen for a specific application by either of the following and CLICK “Submit”:</p> <ul style="list-style-type: none"> • “applicant ID” • “applicant name” and “State”. 																																
10	<p>The GLS Farm Loan Application Package List Screen will be redisplayed with an “Action” drop-down list. To view applications, using the “Action” drop-down list, select “View Application Package” and CLICK “Submit”. The GLS Farm Loan Application Package List Screen will be redisplayed with a list of applications. CLICK “Received Date” link for the appropriate loan.</p>  <table border="1" data-bbox="342 1717 1438 1864"> <thead> <tr> <th>Pkg Nbr</th> <th>Applicant ID</th> <th>Applicant Name</th> <th>Received Date</th> <th>Lender ID/Branch</th> <th>Lender Name</th> <th>Rqt Nbr</th> <th>Loan Type</th> </tr> </thead> <tbody> <tr> <td>002</td> <td></td> <td></td> <td>01/29/2013</td> <td></td> <td></td> <td>01</td> <td>OL</td> </tr> <tr> <td>001</td> <td></td> <td></td> <td>08/15/2008</td> <td></td> <td></td> <td>01</td> <td>FO</td> </tr> <tr> <td></td> <td></td> <td></td> <td></td> <td></td> <td></td> <td>02</td> <td>OL</td> </tr> </tbody> </table>	Pkg Nbr	Applicant ID	Applicant Name	Received Date	Lender ID/Branch	Lender Name	Rqt Nbr	Loan Type	002			01/29/2013			01	OL	001			08/15/2008			01	FO							02	OL
Pkg Nbr	Applicant ID	Applicant Name	Received Date	Lender ID/Branch	Lender Name	Rqt Nbr	Loan Type																										
002			01/29/2013			01	OL																										
001			08/15/2008			01	FO																										
						02	OL																										

DD FLP Oversight Review User Guide (Continued)

C Oversight Review General Information (Continued)

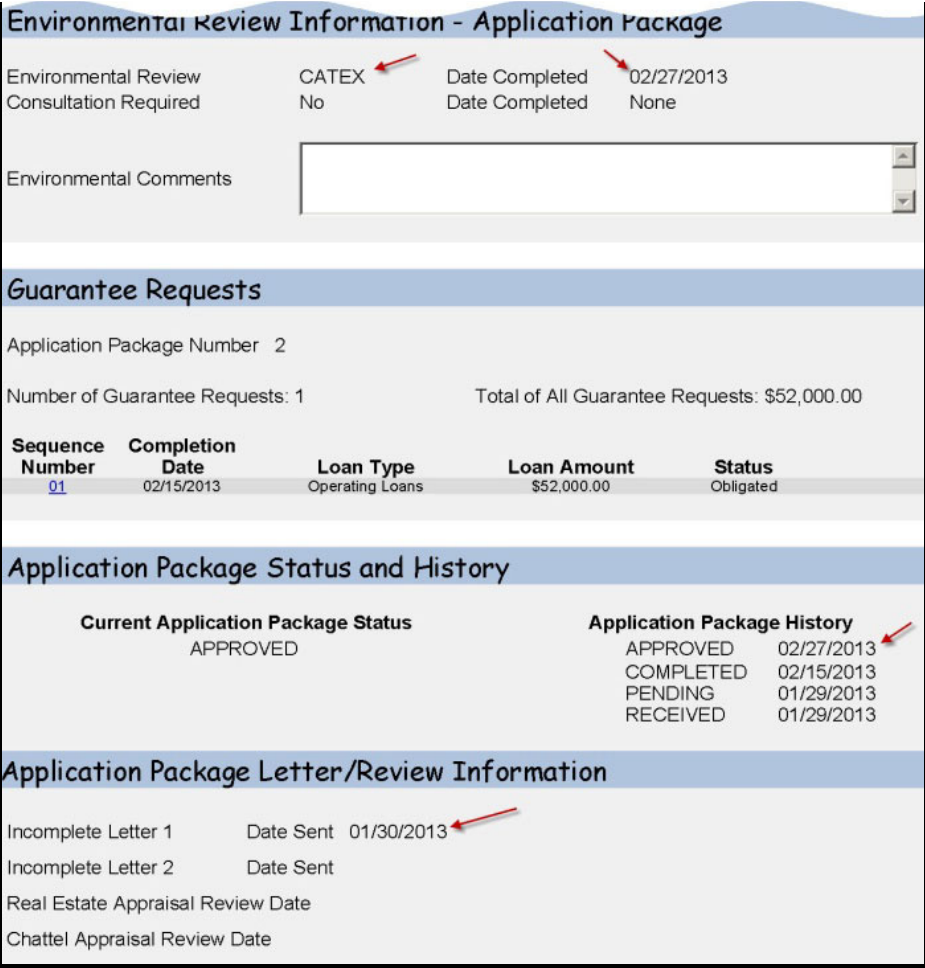
3 Accessing Guaranteed Loan Reports (Continued)

Step	Action
11	<p>The following information will be displayed on the GLS Farm Loan Application Package View Screen:</p> <ul style="list-style-type: none"> • lender name and type • received date • completion date 

DD FLP Oversight Review User Guide (Continued)

C Oversight Review General Information (Continued)

3 Accessing Guaranteed Loan Reports (Continued)

Step	Action																										
11 (Cntd)	<ul style="list-style-type: none"> • environmental review type and date completed • approval date • incomplete letter dates • closing date.  <p>The screenshot displays the 'Environmental Review Information - Application Package' section with the following data:</p> <table border="1"> <tr> <td>Environmental Review</td> <td>CATEX</td> <td>Date Completed</td> <td>02/27/2013</td> </tr> <tr> <td>Consultation Required</td> <td>No</td> <td>Date Completed</td> <td>None</td> </tr> </table> <p>The 'Guarantee Requests' section shows:</p> <ul style="list-style-type: none"> Application Package Number: 2 Number of Guarantee Requests: 1 Total of All Guarantee Requests: \$52,000.00 <table border="1"> <thead> <tr> <th>Sequence Number</th> <th>Completion Date</th> <th>Loan Type</th> <th>Loan Amount</th> <th>Status</th> </tr> </thead> <tbody> <tr> <td>01</td> <td>02/15/2013</td> <td>Operating Loans</td> <td>\$52,000.00</td> <td>Obligated</td> </tr> </tbody> </table> <p>The 'Application Package Status and History' section shows:</p> <ul style="list-style-type: none"> Current Application Package Status: APPROVED Application Package History: <table border="1"> <tr><td>APPROVED</td><td>02/27/2013</td></tr> <tr><td>COMPLETED</td><td>02/15/2013</td></tr> <tr><td>PENDING</td><td>01/29/2013</td></tr> <tr><td>RECEIVED</td><td>01/29/2013</td></tr> </table> <p>The 'Application Package Letter/Review Information' section shows:</p> <ul style="list-style-type: none"> Incomplete Letter 1: Date Sent 01/30/2013 Incomplete Letter 2: Date Sent Real Estate Appraisal Review Date Chattel Appraisal Review Date 	Environmental Review	CATEX	Date Completed	02/27/2013	Consultation Required	No	Date Completed	None	Sequence Number	Completion Date	Loan Type	Loan Amount	Status	01	02/15/2013	Operating Loans	\$52,000.00	Obligated	APPROVED	02/27/2013	COMPLETED	02/15/2013	PENDING	01/29/2013	RECEIVED	01/29/2013
Environmental Review	CATEX	Date Completed	02/27/2013																								
Consultation Required	No	Date Completed	None																								
Sequence Number	Completion Date	Loan Type	Loan Amount	Status																							
01	02/15/2013	Operating Loans	\$52,000.00	Obligated																							
APPROVED	02/27/2013																										
COMPLETED	02/15/2013																										
PENDING	01/29/2013																										
RECEIVED	01/29/2013																										

DD FLP Oversight Review User Guide (Continued)

D Part A: Quarterly Review

Note: Use the “**Review Area Comments**” section to note issues on which to followup or other comments relevant to the review.

1 “Direct Loan Making: Review Of Direct Loan Applications”

A “Complete/Approved Application File Reviews”

Review 5 applications received since last review; review all if less than 5. Information sources include the following:

- DLS Loan Making Checklist
- DLS Loan Request Detail Screen
- FSA-850 in FBP or Environmental Assessment
- FSA-851
- FSA-2307
- FSA-2308
- *--Direct Applications Report.--*

Question	Source
1: Applicant Name	*--Select 5 applications from FLP Direct Reports, Direct Applications Report.--*
2: Applicant representation is consistent within all FSA programs (Applicant has not applied for or received Agency benefits under any other name, entity or identification number)	Compare the application against the Farm Program Eligibility report.
3: Applicant was notified of receipt of complete application	Check the date on FSA-2307 from the borrower case file and DLS Loan Making Checklist.
4: Applicants were notified within 5 days of an eligibility determination	Check the date on FSA-2308 from the borrower case file and on DLS Loan Making Checklist.
5: Appropriate level of environmental review was completed (7 CFR, Part 799, and 1-EQ, Part 3)	FSA-850 is online under the credit action used to approve the loan in FBP that documents there were no impacts to protected resources and there were no extraordinary circumstances. Alternatively, an environmental assessment has been completed and a copy is in the file, if required. Also check that FSA-851 has been completed for each tract of real estate security.
6: If application was held over 45 days without a loan decision, was a reason entered in DLS?	Review the DLS Loan Request Detail Screen. This will *--also print out on the Data Mart Direct Applications Report if comments have been inserted.
7: Credit decision (approval/rejected) was made within 60 days of receipt of complete loan application	Data Mart Direct Applications Report. Information--* should be in FBP Credit Action.

DD FLP Oversight Review User Guide (Continued)

D Part A: Quarterly Review (Continued)

1 “Direct Loan Making: Review Of Direct Loan Applications” (Continued)

B “Incomplete Application File Reviews”

Review 3 applications received since last review; review all if less than 3. Information sources include the following:

- borrower case file
- DLS Loan Making Checklist
- FSA-2304
- FSA-2305
- *--Direct Applications Report.--*

Question	Source
1: Applicant Name	*--Select 3 applications from FLP Direct Reports, Direct Applications Report.
2: Required notifications were sent to applicants within required timeframes	Direct Applications Report will show the date--* that the decision was made. Borrower case files will have copies of FSA-2304 and FSA-2305.
3: Items needed for a complete application are clearly identified in notifications	FSA-2304 and FSA-2305. DLS Loan Making Checklist may have information if it was entered into DLS “Loan Processing” section.
4: Applicants are notified of required due dates for items needed for complete application	FSA-2304 and FSA-2305.

DD FLP Oversight Review User Guide (Continued)

D Part A: Quarterly Review (Continued)

1 “Direct Loan Making: Review Of Direct Loan Applications” (Continued)

C “Withdrawn Application File Reviews”

Review 3 applications received since last review; review all if less than 3. Information sources include the following:

- borrower case file
- FSA-2304
- FSA-2305
- FSA-2306
- *--Direct Applications Report.--*

Question	Source
1: Applicant Name	*--Select 3 applications from FLP Direct Reports, Direct Applications Report.--*
2: SDA	Application report.
3: Reason for the withdrawal of application is clearly documented	FSA-2306 and FBP should be clearly documented.
4: A complete application was received	Documented in DLS and on FSA-2001.
5: If a complete application was not received, an effort was made to obtain a complete application	FSA-2304 and FSA-2305.
6: ECOA and non-discrimination statements have been included in correspondence to applicant	FSA-2306 and the borrower case file.

DD FLP Oversight Review User Guide (Continued)

D Part A: Quarterly Review (Continued)

1 “Direct Loan Making: Review Of Direct Loan Applications” (Continued)

D “Rejected Application File Reviews”

Review 3 applications rejected since last review; review all if less than 3. Information sources include the following:

- borrower case file
- *--Direct Applications Report--*
- rejection letter.

Question	Source
1: Applicant Name	*--Select 3 applications from FLP Direct Reports, Direct Applications Report.--*
2: SDA	Application report
3: Reasons for denial including applicable citations of requirements from CFR are clearly documented in the notification letter to the applicant	DLS has a drop-down list to select the reasons for denial. This is just a summary, to determine the reason. Review the rejection letter, if necessary.
4: Appropriate review/appeal rights were included in the notification letter to the applicant according to 1-APP	Review the rejection letter.
5: ECOA and non-discrimination statements were included in the notification letter to the applicant according to 1-FLP	

DD FLP Oversight Review User Guide (Continued)

D Part A: Quarterly Review (Continued)

2 “Guaranteed Loan Making: Review Of Guaranteed Loan Applications”

Review 5 applications received since last review; review all if less than 5. Information sources include the following:

- Farm Program Eligibility Report
- FSA-850 or Environmental Assessment
- * * *
- FSA-2292
- GLS 2209A report
- GLS Farm Loan Application Package View Screen
- GLSAPP02 – Guaranteed Loan Applications Detail Report

Question	Source
1: Applicant Name	GLSAPP02.
2: Lender Name	GLSAPP02, GLS2209A, and GLS Farm Loan Guarantee Request View Screen.
3: Lender Type: 1-SEL, 2-CLP, 3-PLP	GLS2209A and GLS Farm Loan Guarantee Request View Screen for each applicant.
4: Applicant representation is consistent within all FSA programs (Applicant has not applied for or received Agency benefits under any other name, entity or identification number)	Compare the application against the Farm Program Eligibility report.
5: Lender was notified of incomplete and/or complete application within timeframes prescribed in 2-FLP (2-FLP, paragraph 95)	GLS Farm Loan Guarantee Request View Screen for each applicant.
6: Eligibility of borrower and loan purposes have been evaluated; denial/withdrawal are thoroughly documented and appropriate appeal/review rights were provided (2-FLP, paragraph 108)	Borrower case file documentation and correspondence and FSA-2292.
7: Processing times are within timeframes prescribed in 2-FLP for lender type (2-FLP, paragraph 83)	GLS2209A.
--8: Appropriate level of environmental review was completed (7 CFR, Part 799, 1-EQ, Part 3, and 2-FLP, paragraph 208)	FSA 850 is in the file that documents there were no impacts to protected resources and there were no extraordinary circumstances. Alternatively an environmental assessment has been completed and a copy is in the file, if required. Confirm that environmental information has been entered into the GLS Farm Loan Application Package View Screen. Also check that the lender answered the environmental questions on FSA-2211 or FSA-2212.-- * * *

DD FLP Oversight Review User Guide (Continued)

D Part A: Quarterly Review (Continued)

3 “Direct Loan Servicing”

A “Delinquent Account Servicing”

I “Borrowers With Loans 90 Days Or More Past Due”

Review all accounts in this category. Information sources include the following:

- borrower case file
- discussions with Service Center
- DLS Special Servicing (SS) Borrower History Report
- *--Status of Farm Loan Programs (Report Code 540) Report.--*

Question	Source																																																																																																				
1: Borrower Name	<p>*--Status of Farm Loan Programs 540, available from the Farm Loan Programs Data Mart, lists all borrowers who are 90 days or more--* past due. All borrowers listed in this section will be reviewed.</p> <div style="border: 1px solid black; padding: 5px; margin-top: 10px;"> <table border="0" style="width: 100%; border-collapse: collapse;"> <tr> <td colspan="2" style="font-size: small;">Farm Loans 540</td> <td colspan="2" style="text-align: right; font-size: small;">Status of Farm Loan Programs</td> </tr> <tr> <td colspan="4" style="text-align: center; font-size: x-small;">As of: 06/30/2013</td> </tr> <tr> <td colspan="2" style="font-size: x-small;">SERVICING OFFICE LOCATION: _____</td> <td colspan="2" style="font-size: x-small;">COUNTY FSA ()</td> </tr> <tr> <td colspan="4" style="text-align: center; font-size: x-small;">CASE NUMBER</td> </tr> <tr> <td colspan="4" style="text-align: center; font-size: x-small;">ST CO BORR-ID</td> </tr> <tr> <th style="font-size: x-small;">BORROWER NAME</th> <th style="font-size: x-small;">FD LN</th> <th style="font-size: x-small;">UNPAD BALANCES</th> <th style="font-size: x-small;">DAILY INTEREST</th> <th style="font-size: x-small;">DATE OF</th> <th style="font-size: x-small;">PAYMENT STATUS</th> <th style="font-size: x-small;">SCHEDULED</th> <th style="font-size: x-small;">FY</th> </tr> <tr> <th style="font-size: x-small;">LOAN SERVICING INFORMATION CODES</th> <th style="font-size: x-small;">CD NO</th> <th style="font-size: x-small;">INTEREST</th> <th style="font-size: x-small;">PRINCIPAL</th> <th style="font-size: x-small;">LAST CASH PAYMENT</th> <th style="font-size: x-small;">A - AHEAD B - BEHIND</th> <th style="font-size: x-small;">ANNUAL INSTALLMENT</th> <th style="font-size: x-small;">LN</th> </tr> <tr> <td colspan="8" style="font-size: x-small;">BORROWERS WITH LOANS 90 DAYS OR MORE PAST DUE :</td> </tr> <tr> <td></td> <td></td> <td style="text-align: right; font-size: x-small;">01 60</td> <td style="text-align: right; font-size: x-small;">AA MALE</td> <td style="text-align: center; font-size: x-small;">NON</td> <td style="text-align: center; font-size: x-small;">PLS</td> <td></td> <td></td> </tr> <tr> <td style="font-size: x-small;">202 PDD</td> <td style="font-size: x-small;">1211 41 01</td> <td style="text-align: right; font-size: x-small;">\$4,669.13</td> <td style="text-align: right; font-size: x-small;">\$50,540.62</td> <td style="text-align: right; font-size: x-small;">8.3080</td> <td style="text-align: right; font-size: x-small;">6.0000</td> <td style="text-align: right; font-size: x-small;">12/15/2011</td> <td style="text-align: right; font-size: x-small;">\$3,713.00</td> </tr> <tr> <td></td> <td style="text-align: right; font-size: x-small;">TOTAL</td> <td style="text-align: right; font-size: x-small;">\$4,669.13</td> <td style="text-align: right; font-size: x-small;">\$50,540.62</td> <td style="text-align: right; font-size: x-small;">8.3080</td> <td></td> <td></td> <td style="text-align: right; font-size: x-small;">\$3,713.00</td> </tr> <tr> <td></td> <td></td> <td style="text-align: right; font-size: x-small;">01 32</td> <td style="text-align: right; font-size: x-small;">AA MALE</td> <td style="text-align: center; font-size: x-small;">NON</td> <td style="text-align: center; font-size: x-small;">PLS</td> <td style="text-align: center; font-size: x-small;">1M 08/07</td> <td></td> </tr> <tr> <td style="font-size: x-small;">307 PDD</td> <td style="font-size: x-small;">0828 41 03</td> <td style="text-align: right; font-size: x-small;">\$6,057.85</td> <td style="text-align: right; font-size: x-small;">\$141,893.66</td> <td style="text-align: right; font-size: x-small;">8.9516</td> <td style="text-align: right; font-size: x-small;">4.8750</td> <td style="text-align: right; font-size: x-small;">06/03/2013</td> <td style="text-align: right; font-size: x-small;">\$8,274.00</td> </tr> <tr> <td style="font-size: x-small;">307 PDD</td> <td style="font-size: x-small;">0020 44 04</td> <td style="text-align: right; font-size: x-small;">\$2,000.10</td> <td style="text-align: right; font-size: x-small;">\$70,228.06</td> <td style="text-align: right; font-size: x-small;">9.1000</td> <td style="text-align: right; font-size: x-small;">4.2500</td> <td style="text-align: right; font-size: x-small;">08/23/2012</td> <td style="text-align: right; font-size: x-small;">\$0,574.00</td> </tr> <tr> <td></td> <td style="text-align: right; font-size: x-small;">TOTAL</td> <td style="text-align: right; font-size: x-small;">\$8,918.03</td> <td style="text-align: right; font-size: x-small;">\$220,122.52</td> <td style="text-align: right; font-size: x-small;">28.0634</td> <td></td> <td></td> <td style="text-align: right; font-size: x-small;">\$16,648.00</td> </tr> </table> </div>	Farm Loans 540		Status of Farm Loan Programs		As of: 06/30/2013				SERVICING OFFICE LOCATION: _____		COUNTY FSA ()		CASE NUMBER				ST CO BORR-ID				BORROWER NAME	FD LN	UNPAD BALANCES	DAILY INTEREST	DATE OF	PAYMENT STATUS	SCHEDULED	FY	LOAN SERVICING INFORMATION CODES	CD NO	INTEREST	PRINCIPAL	LAST CASH PAYMENT	A - AHEAD B - BEHIND	ANNUAL INSTALLMENT	LN	BORROWERS WITH LOANS 90 DAYS OR MORE PAST DUE :										01 60	AA MALE	NON	PLS			202 PDD	1211 41 01	\$4,669.13	\$50,540.62	8.3080	6.0000	12/15/2011	\$3,713.00		TOTAL	\$4,669.13	\$50,540.62	8.3080			\$3,713.00			01 32	AA MALE	NON	PLS	1M 08/07		307 PDD	0828 41 03	\$6,057.85	\$141,893.66	8.9516	4.8750	06/03/2013	\$8,274.00	307 PDD	0020 44 04	\$2,000.10	\$70,228.06	9.1000	4.2500	08/23/2012	\$0,574.00		TOTAL	\$8,918.03	\$220,122.52	28.0634			\$16,648.00
Farm Loans 540		Status of Farm Loan Programs																																																																																																			
As of: 06/30/2013																																																																																																					
SERVICING OFFICE LOCATION: _____		COUNTY FSA ()																																																																																																			
CASE NUMBER																																																																																																					
ST CO BORR-ID																																																																																																					
BORROWER NAME	FD LN	UNPAD BALANCES	DAILY INTEREST	DATE OF	PAYMENT STATUS	SCHEDULED	FY																																																																																														
LOAN SERVICING INFORMATION CODES	CD NO	INTEREST	PRINCIPAL	LAST CASH PAYMENT	A - AHEAD B - BEHIND	ANNUAL INSTALLMENT	LN																																																																																														
BORROWERS WITH LOANS 90 DAYS OR MORE PAST DUE :																																																																																																					
		01 60	AA MALE	NON	PLS																																																																																																
202 PDD	1211 41 01	\$4,669.13	\$50,540.62	8.3080	6.0000	12/15/2011	\$3,713.00																																																																																														
	TOTAL	\$4,669.13	\$50,540.62	8.3080			\$3,713.00																																																																																														
		01 32	AA MALE	NON	PLS	1M 08/07																																																																																															
307 PDD	0828 41 03	\$6,057.85	\$141,893.66	8.9516	4.8750	06/03/2013	\$8,274.00																																																																																														
307 PDD	0020 44 04	\$2,000.10	\$70,228.06	9.1000	4.2500	08/23/2012	\$0,574.00																																																																																														
	TOTAL	\$8,918.03	\$220,122.52	28.0634			\$16,648.00																																																																																														




DD FLP Oversight Review User Guide (Continued)

D Part A: Quarterly Review (Continued)

3 “Direct Loan Servicing” (Continued)

A “Delinquent Account Servicing” (Continued)

I “Borrowers With Loans 90 Days Or More Past Due” (Continued)

Question	Source
<p>2: PLS history report indicates a PLS notice was sent within 15 calendar days of borrower’s account becoming 90 days past due (the receipt of the Report Code 540)</p>	<p>Navigate to the DLS SS Borrower History Report as follows:</p> <p>Step 1: CLICK “SS” icon from the DLS dashboard for the borrower.</p>  <p>Step 2: CLICK “Special Servicing” tab.</p>  <p>Step 3: CLICK “Open Categories Borrower History”.</p>  <p>DLS SS Borrower History Report will indicate an initialization date that is the date that borrower becomes 90 days past due:</p> <ul style="list-style-type: none"> • locate the activity description indicating that the borrower was sent Primary Loan Servicing notifications • ensure that this date is within 15 days of initialization.

DD FLP Oversight Review User Guide (Continued)

D Part A: Quarterly Review (Continued)

3 “Direct Loan Servicing” (Continued)

A “Delinquent Account Servicing” (Continued)

I “Borrowers With Loans 90 Days Or More Past Due” (Continued)

Question	Source																								
<p>3: Offset notice was sent at the same time as the PLS notice (required when account is in monetary default)</p>	<p>Following the steps in Question 2 to determine if borrower was also sent Offset Notifications.</p> <p>After obtaining the information required for Questions 1 through 3, review these items with the Service Center.</p> <div data-bbox="581 810 1446 1398" style="border: 1px solid black; padding: 5px;"> <p>Borrower History</p> <p>Select one of the following Category Assignment(s)</p> <table border="1" data-bbox="581 905 1446 1100"> <thead> <tr> <th colspan="4">Open Categories</th> </tr> <tr> <th>Select</th> <th>Category Name</th> <th>Initiation Date</th> <th>Date of Default</th> </tr> </thead> <tbody> <tr> <td><input checked="" type="radio"/></td> <td>90 DAYS PAST DUE</td> <td>09/03/2012</td> <td>09/03/2012</td> </tr> </tbody> </table> <table border="1" data-bbox="581 1010 1446 1100"> <thead> <tr> <th colspan="4">Closed Categories</th> </tr> <tr> <th>Select</th> <th>Category Name</th> <th>Initiation Date</th> <th>Completion Date</th> </tr> </thead> <tbody> <tr> <td><input type="radio"/></td> <td>CURRENT/FINANCIALLY DISTRESSED BORROWER</td> <td>06/15/2009</td> <td>06/16/2009</td> </tr> </tbody> </table> <p>Select the desired version of the Borrower History</p> <ul style="list-style-type: none"> <input checked="" type="radio"/> Borrower History by Branch <input type="radio"/> Borrower History by Branch with Comments <input type="radio"/> Borrower History, Chronological by Activity <p style="text-align: center;"><input type="button" value="Submit"/></p> </div> <p>Under “Open Categories”, CLICK “Select” for the borrower and CLICK “Submit” to open the Borrower History Report.</p>	Open Categories				Select	Category Name	Initiation Date	Date of Default	<input checked="" type="radio"/>	90 DAYS PAST DUE	09/03/2012	09/03/2012	Closed Categories				Select	Category Name	Initiation Date	Completion Date	<input type="radio"/>	CURRENT/FINANCIALLY DISTRESSED BORROWER	06/15/2009	06/16/2009
Open Categories																									
Select	Category Name	Initiation Date	Date of Default																						
<input checked="" type="radio"/>	90 DAYS PAST DUE	09/03/2012	09/03/2012																						
Closed Categories																									
Select	Category Name	Initiation Date	Completion Date																						
<input type="radio"/>	CURRENT/FINANCIALLY DISTRESSED BORROWER	06/15/2009	06/16/2009																						

DD FLP Oversight Review User Guide (Continued)

D Part A: Quarterly Review (Continued)

3 “Direct Loan Servicing” (Continued)

A “Delinquent Account Servicing” (Continued)

I “Borrowers With Loans 90 Days Or More Past Due” (Continued)

Question	Source																																										
<p>4: Enter anticipated resolution</p>	<p>Discuss with Service Center the anticipated resolution for the account.</p> <ol style="list-style-type: none"> 1. Borrower to pay current: enter source of funds in comments. 2. Restructuring of account will be necessary. 3. Borrower will voluntarily liquidate. 4. Account will be accelerated. 5. Other: enter explanation in comments. <p>The Borrower History Report can be used to answer Questions 2 and 3 for this review.</p> <div data-bbox="570 989 1435 1755" style="border: 1px solid black; padding: 5px;"> <p>CUSTOMER: KIM [REDACTED] SPECIAL SERVICING CATEGORY: 90 DAYS PAST DUE RELATED ENTITIES: Yes OPEN ACTIVITIES: Yes STATE: Hawaii DATE OF DEFAULT: 09-03-2012 SERVICING OFFICE: [REDACTED] FARM SERVICE AGENCY LAST UPDATE BY: [REDACTED] LAST UPDATED DATE: 09-04-2012</p> <p>COMPLETE TIME CLOCKS</p> <table border="1"> <thead> <tr> <th>TIME CLOCK DESCRIPTION</th> <th>DUE DATE</th> <th>COMPLETION DATE</th> <th>ELAPSED DAYS</th> </tr> </thead> <tbody> <tr> <td> </td> <td> </td> <td> </td> <td> </td> </tr> </tbody> </table> <p>OPEN TIME CLOCKS</p> <table border="1"> <thead> <tr> <th>TIME CLOCK DESCRIPTION</th> <th>DUE DATE</th> </tr> </thead> <tbody> <tr> <td> </td> <td> </td> </tr> </tbody> </table> <p>PRIMARY BORROWER BRANCH: KIM [REDACTED]</p> <p>ACTIVITY PATH A - Initialized KIM [REDACTED] into 90 DAYS PAST DUE on 09-03-2012</p> <table border="1"> <thead> <tr> <th>ACTIVITY NBR</th> <th>DESCRIPTION</th> <th>COMPLETION/ DUE DATE</th> <th>ELAPSED DAYS</th> <th>CHART/ ACTIVITY</th> </tr> </thead> <tbody> <tr> <td>A1</td> <td>DETERMINE IF BORROWER HAS BEEN DISCHARGED OF FLP DEBT <ul style="list-style-type: none"> • BORROWER HAS NOT PREVIOUSLY FILED BANKRUPTCY (created activities: KIM, [REDACTED]) </td> <td>09-03-2012</td> <td>0</td> <td>3.1</td> </tr> <tr> <td>A2</td> <td>SEND FSA 2510, 2511, AND 1951-C OFFSET LTR TO ALL B BY SEP CERT MAIL Certified Mail Tracking Number: 70111150000070137268 Offset Letter Tracking Number: 70111150000070137268 <ul style="list-style-type: none"> • FSA 2510, 2511, & 1951-C-1 OFFSET LTR SENT TO B BY SEPARATE CERT MAIL (created activities: KIM, [REDACTED]) </td> <td>09-04-2012</td> <td>1</td> <td>3.2</td> </tr> <tr> <td>A3</td> <td>WAIT FOR MAIL, 1951-C OFFSET LETTER <ul style="list-style-type: none"> • MAIL ACCEPTED • CERTIFIED MAIL UNCLAIMED OR UNDELIVERABLE </td> <td>09-19-2012</td> <td>227</td> <td>3.3</td> </tr> </tbody> </table> <p>ACTIVITY PATH B - Generated by KIM, [REDACTED] A 2 on 09-04-2012</p> <table border="1"> <thead> <tr> <th>ACTIVITY NBR</th> <th>DESCRIPTION</th> <th>COMPLETION/ DUE DATE</th> <th>ELAPSED DAYS</th> <th>CHART/ ACTIVITY</th> </tr> </thead> <tbody> <tr> <td>B1</td> <td>WAIT FOR MAIL FSA 2510 & 2511 <ul style="list-style-type: none"> • MAIL ACCEPTED • CERTIFIED MAIL UNCLAIMED OR UNDELIVERABLE </td> <td>09-19-2012</td> <td>227</td> <td>3.4</td> </tr> </tbody> </table> </div> <p>*--Note: See DLS Loan Making and Servicing User’s Guide for--* additional instructions on navigating to a borrower and accessing Special Servicing Borrower History Report.</p>	TIME CLOCK DESCRIPTION	DUE DATE	COMPLETION DATE	ELAPSED DAYS					TIME CLOCK DESCRIPTION	DUE DATE			ACTIVITY NBR	DESCRIPTION	COMPLETION/ DUE DATE	ELAPSED DAYS	CHART/ ACTIVITY	A1	DETERMINE IF BORROWER HAS BEEN DISCHARGED OF FLP DEBT <ul style="list-style-type: none"> • BORROWER HAS NOT PREVIOUSLY FILED BANKRUPTCY (created activities: KIM, [REDACTED]) 	09-03-2012	0	3.1	A2	SEND FSA 2510, 2511, AND 1951-C OFFSET LTR TO ALL B BY SEP CERT MAIL Certified Mail Tracking Number: 70111150000070137268 Offset Letter Tracking Number: 70111150000070137268 <ul style="list-style-type: none"> • FSA 2510, 2511, & 1951-C-1 OFFSET LTR SENT TO B BY SEPARATE CERT MAIL (created activities: KIM, [REDACTED]) 	09-04-2012	1	3.2	A3	WAIT FOR MAIL, 1951-C OFFSET LETTER <ul style="list-style-type: none"> • MAIL ACCEPTED • CERTIFIED MAIL UNCLAIMED OR UNDELIVERABLE 	09-19-2012	227	3.3	ACTIVITY NBR	DESCRIPTION	COMPLETION/ DUE DATE	ELAPSED DAYS	CHART/ ACTIVITY	B1	WAIT FOR MAIL FSA 2510 & 2511 <ul style="list-style-type: none"> • MAIL ACCEPTED • CERTIFIED MAIL UNCLAIMED OR UNDELIVERABLE 	09-19-2012	227	3.4
TIME CLOCK DESCRIPTION	DUE DATE	COMPLETION DATE	ELAPSED DAYS																																								
TIME CLOCK DESCRIPTION	DUE DATE																																										
ACTIVITY NBR	DESCRIPTION	COMPLETION/ DUE DATE	ELAPSED DAYS	CHART/ ACTIVITY																																							
A1	DETERMINE IF BORROWER HAS BEEN DISCHARGED OF FLP DEBT <ul style="list-style-type: none"> • BORROWER HAS NOT PREVIOUSLY FILED BANKRUPTCY (created activities: KIM, [REDACTED]) 	09-03-2012	0	3.1																																							
A2	SEND FSA 2510, 2511, AND 1951-C OFFSET LTR TO ALL B BY SEP CERT MAIL Certified Mail Tracking Number: 70111150000070137268 Offset Letter Tracking Number: 70111150000070137268 <ul style="list-style-type: none"> • FSA 2510, 2511, & 1951-C-1 OFFSET LTR SENT TO B BY SEPARATE CERT MAIL (created activities: KIM, [REDACTED]) 	09-04-2012	1	3.2																																							
A3	WAIT FOR MAIL, 1951-C OFFSET LETTER <ul style="list-style-type: none"> • MAIL ACCEPTED • CERTIFIED MAIL UNCLAIMED OR UNDELIVERABLE 	09-19-2012	227	3.3																																							
ACTIVITY NBR	DESCRIPTION	COMPLETION/ DUE DATE	ELAPSED DAYS	CHART/ ACTIVITY																																							
B1	WAIT FOR MAIL FSA 2510 & 2511 <ul style="list-style-type: none"> • MAIL ACCEPTED • CERTIFIED MAIL UNCLAIMED OR UNDELIVERABLE 	09-19-2012	227	3.4																																							

DD FLP Oversight Review User Guide (Continued)

D Part A: Quarterly Review (Continued)

3 “Direct Loan Servicing” (Continued)

A “Delinquent Account Servicing” (Continued)

I “Borrowers With Loans 90 Days Or More Past Due” (Continued)

Question	Source
5: Enter target date for resolution of delinquency	Together, create a target date for when delinquent account may be resolved.

DD FLP Oversight Review User Guide (Continued)

D Part A: Quarterly Review (Continued)

3 “Direct Loan Servicing” (Continued)

A “Delinquent Account Servicing” (Continued)

II “Borrowers With Loans Less Than 90 Days Past Due”

Review all accounts in this category. Information sources include the following:

- borrower case file
- FBP
- DLS Special Servicing (SS) Borrower History Report
- discussions with Service Center
- *--Status of Farm Loan Programs (Report Code 540) Report.--*

Question	Source																																																																																																			
1: Borrower Name	<p>*--Status of Farm Loan Programs 540, available from the Farm Loan Programs Data Mart, contains a section listing all borrowers who are less than 90 days past due. All borrowers listed in this section will--* be reviewed.</p> <div data-bbox="586 1073 1451 1484" style="border: 1px solid black; padding: 5px;"> <p>Farm Loans 540 Status of Farm Loan Programs As of: 06/30/2013</p> <p style="text-align: center;">SERVICING OFFICE LOCATION: _____ COUNTY FSA: _____</p> <table border="1" style="width: 100%; border-collapse: collapse;"> <thead> <tr> <th colspan="2">BORROWER NAME</th> <th colspan="2">CASE NUMBER</th> <th colspan="2">UNPAID BALANCES</th> <th>DAILY INTEREST</th> <th>DATE OF INTEREST LAST CASH</th> <th>PAYMENT STATUS</th> <th>SCHEDULED ANNUAL</th> <th>FY</th> </tr> <tr> <th>LOAN SERVICING INFORMATION CODES</th> <th>FD LN CD NO</th> <th>INTEREST</th> <th>PRINCIPAL</th> <th>ACCURAL</th> <th>RATE</th> <th>PAYMENT</th> <th>A - AHEAD B - BEHIND</th> <th>INSTALLMENT LN</th> <th></th> <th></th> </tr> </thead> <tbody> <tr> <td colspan="11">BORROWERS WITH LOANS LESS THAN 90 DAYS PAST DUE :</td> </tr> <tr> <td>F</td> <td>JND</td> <td></td> <td></td> <td></td> <td></td> <td></td> <td></td> <td></td> <td></td> <td></td> </tr> <tr> <td>79 PDD</td> <td>FM 44 01</td> <td>\$3.53</td> <td>\$480.36</td> <td>0.0642</td> <td>4.6750</td> <td>05/06/2013</td> <td>\$483.89 B</td> <td>\$0.00</td> <td>13</td> <td></td> </tr> <tr> <td></td> <td>TOTAL</td> <td>\$3.53</td> <td>\$480.36</td> <td>0.0642</td> <td></td> <td></td> <td></td> <td></td> <td></td> <td></td> </tr> <tr> <td>M.</td> <td>YR</td> <td></td> <td></td> <td></td> <td></td> <td></td> <td></td> <td></td> <td></td> <td></td> </tr> <tr> <td>81 PDD</td> <td>FYLN, 44 23</td> <td>\$598.26</td> <td>\$15,624.40</td> <td>0.9631</td> <td>2.2500</td> <td>11/17/2011</td> <td>\$8,222.00 B</td> <td>\$0.00</td> <td>14</td> <td></td> </tr> <tr> <td></td> <td>TOTAL</td> <td>\$598.26</td> <td>\$15,624.40</td> <td>0.9631</td> <td></td> <td></td> <td></td> <td></td> <td></td> <td></td> </tr> </tbody> </table> </div>	BORROWER NAME		CASE NUMBER		UNPAID BALANCES		DAILY INTEREST	DATE OF INTEREST LAST CASH	PAYMENT STATUS	SCHEDULED ANNUAL	FY	LOAN SERVICING INFORMATION CODES	FD LN CD NO	INTEREST	PRINCIPAL	ACCURAL	RATE	PAYMENT	A - AHEAD B - BEHIND	INSTALLMENT LN			BORROWERS WITH LOANS LESS THAN 90 DAYS PAST DUE :											F	JND										79 PDD	FM 44 01	\$3.53	\$480.36	0.0642	4.6750	05/06/2013	\$483.89 B	\$0.00	13			TOTAL	\$3.53	\$480.36	0.0642							M.	YR										81 PDD	FYLN, 44 23	\$598.26	\$15,624.40	0.9631	2.2500	11/17/2011	\$8,222.00 B	\$0.00	14			TOTAL	\$598.26	\$15,624.40	0.9631						
BORROWER NAME		CASE NUMBER		UNPAID BALANCES		DAILY INTEREST	DATE OF INTEREST LAST CASH	PAYMENT STATUS	SCHEDULED ANNUAL	FY																																																																																										
LOAN SERVICING INFORMATION CODES	FD LN CD NO	INTEREST	PRINCIPAL	ACCURAL	RATE	PAYMENT	A - AHEAD B - BEHIND	INSTALLMENT LN																																																																																												
BORROWERS WITH LOANS LESS THAN 90 DAYS PAST DUE :																																																																																																				
F	JND																																																																																																			
79 PDD	FM 44 01	\$3.53	\$480.36	0.0642	4.6750	05/06/2013	\$483.89 B	\$0.00	13																																																																																											
	TOTAL	\$3.53	\$480.36	0.0642																																																																																																
M.	YR																																																																																																			
81 PDD	FYLN, 44 23	\$598.26	\$15,624.40	0.9631	2.2500	11/17/2011	\$8,222.00 B	\$0.00	14																																																																																											
	TOTAL	\$598.26	\$15,624.40	0.9631																																																																																																

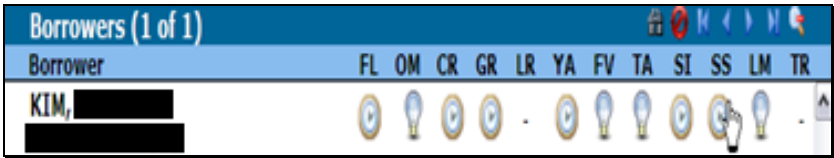


DD FLP Oversight Review User Guide (Continued)

D Part A: Quarterly Review (Continued)

3 “Direct Loan Servicing” (Continued)

A “Delinquent Account Servicing” (Continued)

II “Borrowers With Loans Less Than 90 Days Past Due” (Continued)

Question	Source
<p>2: Delinquency can be resolved before account enters 90 days past due</p>	<p>Navigate to the DLS SS Borrower History Report as follows:</p> <p>Step 1: CLICK “SS” icon from the DLS dashboard for the borrower.</p>  <p>Step 2: CLICK “Special Servicing” tab.</p>  <p>Step 3: CLICK “Open Categories Borrower History”.</p>  <p>Determine if Primary Loan Servicing notifications have been sent.</p> <p>Notes: Servicing notification is not required for borrowers less than 90 days past due</p> <p>Borrowers may not have been initiated into DLS SS.</p>

DD FLP Oversight Review User Guide (Continued)

D Part A: Quarterly Review (Continued)

3 “Direct Loan Servicing” (Continued)

A “Delinquent Account Servicing” (Continued)

II “Borrowers With Loans Less Than 90 Days Past Due” (Continued)

Question	Source	
2: Delinquency can be resolved before account enters 90 days past due (Continued)	IF notifications have...	THEN...
	been sent	use the Borrower History Chart to determine the following: <ul style="list-style-type: none"> • borrower’s response • whether resolution appears likely before the borrower becomes 90 calendar days past due.
	not been sent	*--review case file FBP and discuss with--* the Service Center to complete this question.


DD FLP Oversight Review User Guide (Continued)

D Part A: Quarterly Review (Continued)

3 “Direct Loan Servicing” (Continued)

A “Delinquent Account Servicing” (Continued)

II “Borrowers With Loans Less Than 90 Days Past Due” (Continued)

Question	Source
<p>3: Anticipated resolution</p>	<p>Discuss with Service Center the anticipated resolution for the account.</p> <ul style="list-style-type: none"> • Borrower to pay account current. • Restructuring of account will be necessary. • Other, restructuring not possible.  <p>Use the Borrower History Report to determine if the borrower has requested loan servicing and whether any servicing actions have taken place. This will help determine if the account is anticipated to be resolved before it becomes 90 calendar days past due.</p> <p>*--Note: See DLS Users Loan Making and Servicing User’s--* Guide for additional instructions on navigating to a borrower and accessing the Special Servicing Borrower History Report.</p>
<p>4: Target Date for resolution of delinquency</p>	<p>Together with Service Center, create a target date for when delinquent account may be resolved.</p>

DD FLP Oversight Review User Guide (Continued)

D Part A: Quarterly Review (Continued)

3 “Direct Loan Servicing” (Continued)

A “Delinquent Account Servicing” (Continued)

III “Borrowers With Loans That May Require Attention”

Review all accounts in this category. Information sources include the following:

- 4-FLP
- 5-FLP
- borrower case file
- CCC-257
- discussions with Service Center
- FSA-603
- *--Status of Farm Loan Programs (Report Code 540) Report.--*

Question	Source																																																																																																																																																																																											
1: Borrower Name	<p>*--Status of Farm Loan Programs 540, available from the Farm Loan Programs Data Mart, lists borrowers with--* loans that may require attention as well as the flags present on the accounts.</p> <table border="1" style="width: 100%; border-collapse: collapse;"> <thead> <tr> <th colspan="14" style="text-align: center;">Farm Loans 540</th> </tr> <tr> <th colspan="14" style="text-align: center;">Status of Farm Loan Programs</th> </tr> <tr> <th colspan="14" style="text-align: center;">As of: 06/30/2013</th> </tr> <tr> <th colspan="14" style="text-align: center;">SERVICING OFFICE LOCATION: _____ COUNTY FSA: _____</th> </tr> <tr> <th colspan="14" style="text-align: center;">CASE NUMBER</th> </tr> <tr> <th colspan="14" style="text-align: center;">ST CO BORR-ID</th> </tr> <tr> <th>LOAN SERVICING</th> <th>FD LN</th> <th>LN</th> <th>UNPAID BALANCES</th> <th>DAILY INTEREST</th> <th>INTEREST</th> <th>DATE OF</th> <th>PAYMENT STATUS</th> <th>SCHEDULED</th> <th colspan="5"></th> </tr> <tr> <th>INFORMATION CODES</th> <th>CD</th> <th>NO</th> <th>INTEREST</th> <th>PRINCIPAL</th> <th>ACCRUAL</th> <th>RATE</th> <th>LAST CASH</th> <th>A - AHEAD</th> <th>B - BEHIND</th> <th>INSTALLMENT</th> <th>ANNUAL</th> <th>FY</th> <th>LR</th> <th></th> </tr> </thead> <tbody> <tr> <td colspan="14">BORROWERS WITH LOANS THAT MAY REQUIRE ATTENTION (OTHER):</td> </tr> <tr> <td>1054 PDD</td> <td>FM</td> <td>44</td> <td>01</td> <td>\$168</td> <td>\$173.31</td> <td>0.0202</td> <td>4.2500</td> <td>34/09/2013</td> <td>ACL</td> <td>\$174.99</td> <td>B</td> <td>\$0.00</td> <td>10</td> <td></td> </tr> <tr> <td colspan="3">TOTAL</td> <td>\$168</td> <td>\$173.31</td> <td>0.0202</td> <td></td> <td></td> <td></td> <td></td> <td></td> <td></td> <td></td> <td></td> <td></td> </tr> <tr> <td>0101</td> <td>44</td> <td>25</td> <td></td> <td>\$259.64</td> <td>\$14,036.12</td> <td>2.3073</td> <td>6.0000</td> <td>33/18/2013</td> <td>SAA</td> <td>1M 03/11</td> <td>1M 02/62</td> <td>\$2,196.00</td> <td>21</td> <td></td> </tr> <tr> <td>ISA</td> <td>44</td> <td>25</td> <td></td> <td>\$732.00</td> <td>\$0.00</td> <td></td> <td></td> <td></td> <td></td> <td></td> <td></td> <td></td> <td></td> <td></td> </tr> </tbody> </table>	Farm Loans 540														Status of Farm Loan Programs														As of: 06/30/2013														SERVICING OFFICE LOCATION: _____ COUNTY FSA: _____														CASE NUMBER														ST CO BORR-ID														LOAN SERVICING	FD LN	LN	UNPAID BALANCES	DAILY INTEREST	INTEREST	DATE OF	PAYMENT STATUS	SCHEDULED						INFORMATION CODES	CD	NO	INTEREST	PRINCIPAL	ACCRUAL	RATE	LAST CASH	A - AHEAD	B - BEHIND	INSTALLMENT	ANNUAL	FY	LR		BORROWERS WITH LOANS THAT MAY REQUIRE ATTENTION (OTHER):														1054 PDD	FM	44	01	\$168	\$173.31	0.0202	4.2500	34/09/2013	ACL	\$174.99	B	\$0.00	10		TOTAL			\$168	\$173.31	0.0202										0101	44	25		\$259.64	\$14,036.12	2.3073	6.0000	33/18/2013	SAA	1M 03/11	1M 02/62	\$2,196.00	21		ISA	44	25		\$732.00	\$0.00									
Farm Loans 540																																																																																																																																																																																												
Status of Farm Loan Programs																																																																																																																																																																																												
As of: 06/30/2013																																																																																																																																																																																												
SERVICING OFFICE LOCATION: _____ COUNTY FSA: _____																																																																																																																																																																																												
CASE NUMBER																																																																																																																																																																																												
ST CO BORR-ID																																																																																																																																																																																												
LOAN SERVICING	FD LN	LN	UNPAID BALANCES	DAILY INTEREST	INTEREST	DATE OF	PAYMENT STATUS	SCHEDULED																																																																																																																																																																																				
INFORMATION CODES	CD	NO	INTEREST	PRINCIPAL	ACCRUAL	RATE	LAST CASH	A - AHEAD	B - BEHIND	INSTALLMENT	ANNUAL	FY	LR																																																																																																																																																																															
BORROWERS WITH LOANS THAT MAY REQUIRE ATTENTION (OTHER):																																																																																																																																																																																												
1054 PDD	FM	44	01	\$168	\$173.31	0.0202	4.2500	34/09/2013	ACL	\$174.99	B	\$0.00	10																																																																																																																																																																															
TOTAL			\$168	\$173.31	0.0202																																																																																																																																																																																							
0101	44	25		\$259.64	\$14,036.12	2.3073	6.0000	33/18/2013	SAA	1M 03/11	1M 02/62	\$2,196.00	21																																																																																																																																																																															
ISA	44	25		\$732.00	\$0.00																																																																																																																																																																																							
2: Account Flag	See 5-FLP, Exhibit 11 for more information about account flags.																																																																																																																																																																																											
3: Payments are being made and are current according to an approved plan or agreement	<p>Questions 3 and 4 can be answered after the following:</p> <ul style="list-style-type: none"> • discussing each account with the Service Center • reviewing the borrower’s case file, and FBP correspondence • reviewing FSA-603 and CCC-257, if necessary. 																																																																																																																																																																																											
4: Accounts are serviced according to applicable regulations and/or handbook instructions	<p>Note: Use 4-FLP and 5-FLP as sources for any regulations or handbook questions.</p>																																																																																																																																																																																											

DD FLP Oversight Review User Guide (Continued)

D Part A: Quarterly Review (Continued)

3 “Direct Loan Servicing” (Continued)

B “Payments and Collections”

Review a sample of 5 accounts in this category; review all if less than 5. Information sources include the following:

- *--64-FI
- 4-FLP
- borrower case file
- CCC-257
- discussions with Service Center
- FSA-603
- Status of Farm Loan Programs (Report Code 540) Report.--*.

Question	Source					
1: Borrower/Account Name	<p>Select 5 accounts from FSA-603 to review. If collection was not made at this Service Center, add the county name where collection was made.</p> <p>FSA-603 provides information about payments received from borrower accounts. This will be used for comparison to other forms/reports to ensure payments are applied correctly.</p>					
	A. DATE RECEIVED (MM-DD-YYYY)	B. NAME OR I.D. NO. OF REMITTER	C. REMITTANCE INFO.		D. AMOUNT COLLECTED	E. SCHEDULE NO. FROM FORM CCC-257
			ENTER CHECK NO.	IF CASH "X"		
	03/29/2013	Doe, John	1754	<input type="checkbox"/>	\$ 12,671.19	123
	03/29/2013	Smith, Borrower	1562	<input type="checkbox"/>	\$ 8,764.12	123
	03/29/2013	Happy Hills Farms	2468	<input type="checkbox"/>	\$ 58.41	123
	03/29/2013	Jones, Michael	1313	<input type="checkbox"/>	\$ 874.55	123
	03/29/2013	Hillshire Farmland	3999	<input type="checkbox"/>	\$ 27,894.73	123

DD FLP Oversight Review User Guide (Continued)

D Part A: Quarterly Review (Continued)

3 “Direct Loan Servicing” (Continued)

B “Payments and Collections” (Continued)

Question	Source																																																												
2: Payment(s) and collections are applied within prescribed time frames	<p>Compare FSA-603:</p> <ul style="list-style-type: none"> and CCC-257 to ensure that account names, check numbers, and payment amounts match and that deposit is being made timely “Date Received” column and Status of Farm Loan Programs 540, “Date of Last Cash Payment” column to ensure that the dates match. <p>*--Note: 64-FI, subparagraph 32 D provides additional--* information about timeframes for making deposits.</p>																																																												
3: Payment(s) are credited to the account(s) of the correct borrower																																																													
<table border="1"> <tr> <td colspan="2" data-bbox="626 995 1268 1031">CCC-257 (03-02-10)</td> <td colspan="2" data-bbox="1268 995 1474 1031">U.S. DEPARTMENT OF AGRICULTURE Farm Service Agency</td> <td colspan="2" data-bbox="1268 1031 1474 1058">1A. Schedule Date 5/29/2013</td> </tr> <tr> <td colspan="6" data-bbox="626 1037 1474 1064" style="text-align: center;">SCHEDULE OF DEPOSIT</td> </tr> <tr> <td colspan="6" data-bbox="626 1064 1474 1092" style="text-align: center;">For deposit to the account of CCC-Symbol 4992</td> </tr> <tr> <td colspan="3" data-bbox="626 1092 1036 1157">2. To: CCC-257 LOCKBOX BANK P.O. BOX 790134 ST. LOUIS MISSOURI 63179-0134</td> <td colspan="3" data-bbox="1036 1092 1474 1157">3. Report Deposit to: (N/A for Manual CCC-257's) N/A</td> </tr> <tr> <td data-bbox="626 1157 764 1220">A. RECEIPT ID (N/A for Manual CCC-257's)</td> <td data-bbox="764 1157 943 1220">B. CHECK/ITEM NO.</td> <td colspan="2" data-bbox="943 1157 1317 1220">C. REMITTER IDENTIFICATION</td> <td colspan="2" data-bbox="1317 1157 1474 1220">D. AMOUNT \$</td> </tr> <tr> <td data-bbox="626 1220 764 1255">N/A</td> <td data-bbox="764 1220 943 1255">1754</td> <td colspan="2" data-bbox="943 1220 1317 1255">Doe, John</td> <td colspan="2" data-bbox="1317 1220 1474 1255">12,671.19</td> </tr> <tr> <td data-bbox="626 1255 764 1291">N/A</td> <td data-bbox="764 1255 943 1291">1562</td> <td colspan="2" data-bbox="943 1255 1317 1291">Smith, Borrower</td> <td colspan="2" data-bbox="1317 1255 1474 1291">8,764.12</td> </tr> <tr> <td data-bbox="626 1291 764 1327">N/A</td> <td data-bbox="764 1291 943 1327">2468</td> <td colspan="2" data-bbox="943 1291 1317 1327">Happy Hills Farms</td> <td colspan="2" data-bbox="1317 1291 1474 1327">58.41</td> </tr> <tr> <td data-bbox="626 1327 764 1362">N/A</td> <td data-bbox="764 1327 943 1362">1313</td> <td colspan="2" data-bbox="943 1327 1317 1362">Jones, Michael</td> <td colspan="2" data-bbox="1317 1327 1474 1362">874.55</td> </tr> <tr> <td data-bbox="626 1362 764 1394">N/A</td> <td data-bbox="764 1362 943 1394">3999</td> <td colspan="2" data-bbox="943 1362 1317 1394">Hillshire Farmland</td> <td colspan="2" data-bbox="1317 1362 1474 1394">27,894.73</td> </tr> </table>		CCC-257 (03-02-10)		U.S. DEPARTMENT OF AGRICULTURE Farm Service Agency		1A. Schedule Date 5/29/2013		SCHEDULE OF DEPOSIT						For deposit to the account of CCC-Symbol 4992						2. To: CCC-257 LOCKBOX BANK P.O. BOX 790134 ST. LOUIS MISSOURI 63179-0134			3. Report Deposit to: (N/A for Manual CCC-257's) N/A			A. RECEIPT ID (N/A for Manual CCC-257's)	B. CHECK/ITEM NO.	C. REMITTER IDENTIFICATION		D. AMOUNT \$		N/A	1754	Doe, John		12,671.19		N/A	1562	Smith, Borrower		8,764.12		N/A	2468	Happy Hills Farms		58.41		N/A	1313	Jones, Michael		874.55		N/A	3999	Hillshire Farmland		27,894.73	
CCC-257 (03-02-10)		U.S. DEPARTMENT OF AGRICULTURE Farm Service Agency		1A. Schedule Date 5/29/2013																																																									
SCHEDULE OF DEPOSIT																																																													
For deposit to the account of CCC-Symbol 4992																																																													
2. To: CCC-257 LOCKBOX BANK P.O. BOX 790134 ST. LOUIS MISSOURI 63179-0134			3. Report Deposit to: (N/A for Manual CCC-257's) N/A																																																										
A. RECEIPT ID (N/A for Manual CCC-257's)	B. CHECK/ITEM NO.	C. REMITTER IDENTIFICATION		D. AMOUNT \$																																																									
N/A	1754	Doe, John		12,671.19																																																									
N/A	1562	Smith, Borrower		8,764.12																																																									
N/A	2468	Happy Hills Farms		58.41																																																									
N/A	1313	Jones, Michael		874.55																																																									
N/A	3999	Hillshire Farmland		27,894.73																																																									
4: Payment(s) are applied to the borrower’s loan(s) according to 4-FLP	Review 4-FLP, Part 5 and discuss payments received to determine if reviewed account payments were Regular or Extra Payments. Ensure that payments were applied correctly to loan(s).																																																												
5: There is a proper separation of duties among employees handling transactions	*--Review 64-FI, subparagraph 32 C with Service Center--* employees to ensure that the separation of duties outlined exists in the Service Center.																																																												

DD FLP Oversight Review User Guide (Continued)

D Part A: Quarterly Review (Continued)

3 “Direct Loan Servicing” (Continued)

C “Chattel Security Accounting”

Review a sample of 5 accounts in this category; review all if less than 5. Review additional files if deficiencies are found. Information sources include the following:

- 4-FLP
- borrower case file and/or FBP
- discussions with Service Center
* * *
- FSA-2028
- FSA-2040
- *--FSA-2045.--*

Question	Source																																																							
1: Borrower Name	<p>View 5 borrower accounts that had dispositions in the previous *--quarter. Review FSA-2040 and FSA-2045 to ensure that--* planned sales match actual sales and that variances are documented in FBP.</p> <div style="border: 1px solid black; padding: 5px;"> <p style="text-align: center;">FSA-2040 (12-31-07) U.S. DEPARTMENT OF AGRICULTURE Farm Service Agency Position 1</p> <p style="text-align: center;">AGREEMENT FOR THE USE OF PROCEEDS/RELEASE OF CHATTEL SECURITY</p> <table border="1" style="width: 100%; border-collapse: collapse;"> <tr> <td style="width: 60%;">1. NAME Farmer, Smith</td> <td style="width: 40%;">2. CROP YEAR 2012</td> </tr> <tr> <td>3. DATE OF SECURITY INSTRUMENT: 1/1/2012</td> <td>4. BEGINNING DATE OF THIS AGREEMENT: 1/1/2012</td> </tr> <tr> <td colspan="2">5. Are any listed items in the property descriptions below from a previous Form FSA-2040 (or FSA-1962-01)? If so, indicate below with an asterisk (*), and enter the beginning date of that Agreement. <input type="text"/></td> </tr> <tr> <td colspan="2">6. PROPERTY DESCRIPTION: Grass Hay</td> </tr> <tr> <th colspan="5" style="text-align: center;">PLANNED</th> <th colspan="5" style="text-align: center;">ACTUAL</th> </tr> <tr> <th colspan="3" style="text-align: center;">Disposition</th> <th rowspan="2" style="text-align: center;">D Amount of Proceeds</th> <th rowspan="2" style="text-align: center;">E Use of Proceeds</th> <th colspan="3" style="text-align: center;">Disposition</th> <th rowspan="2" style="text-align: center;">I Amount of Proceeds</th> <th rowspan="2" style="text-align: center;">J Use of Proceeds</th> <th colspan="3" style="text-align: center;">K Approved</th> </tr> <tr> <th style="text-align: center;">A Quantity</th> <th style="text-align: center;">B How</th> <th style="text-align: center;">C Month</th> <th style="text-align: center;">F Quantity</th> <th style="text-align: center;">G How</th> <th style="text-align: center;">H Date</th> <th style="text-align: center;">Y</th> <th style="text-align: center;">N</th> <th style="text-align: center;">Date</th> <th style="text-align: center;">Initial</th> </tr> <tr> <td style="text-align: center;">100 Tons</td> <td style="text-align: center;">BAGS</td> <td style="text-align: center;">Various</td> <td style="text-align: center;">\$41,800</td> <td style="text-align: center;">FSA - 615,245</td> <td style="text-align: center;">95 Tons</td> <td style="text-align: center;">BAGS</td> <td style="text-align: center;">June</td> <td style="text-align: center;">\$10,821</td> <td style="text-align: center;">FSA</td> <td style="text-align: center;">X</td> <td style="text-align: center;"> </td> <td style="text-align: center;">06-22-12</td> <td style="text-align: center;">JSA</td> </tr> </table> </div>	1. NAME Farmer, Smith	2. CROP YEAR 2012	3. DATE OF SECURITY INSTRUMENT: 1/1/2012	4. BEGINNING DATE OF THIS AGREEMENT: 1/1/2012	5. Are any listed items in the property descriptions below from a previous Form FSA-2040 (or FSA-1962-01)? If so, indicate below with an asterisk (*), and enter the beginning date of that Agreement. <input type="text"/>		6. PROPERTY DESCRIPTION: Grass Hay		PLANNED					ACTUAL					Disposition			D Amount of Proceeds	E Use of Proceeds	Disposition			I Amount of Proceeds	J Use of Proceeds	K Approved			A Quantity	B How	C Month	F Quantity	G How	H Date	Y	N	Date	Initial	100 Tons	BAGS	Various	\$41,800	FSA - 615,245	95 Tons	BAGS	June	\$10,821	FSA	X		06-22-12	JSA
1. NAME Farmer, Smith	2. CROP YEAR 2012																																																							
3. DATE OF SECURITY INSTRUMENT: 1/1/2012	4. BEGINNING DATE OF THIS AGREEMENT: 1/1/2012																																																							
5. Are any listed items in the property descriptions below from a previous Form FSA-2040 (or FSA-1962-01)? If so, indicate below with an asterisk (*), and enter the beginning date of that Agreement. <input type="text"/>																																																								
6. PROPERTY DESCRIPTION: Grass Hay																																																								
PLANNED					ACTUAL																																																			
Disposition			D Amount of Proceeds	E Use of Proceeds	Disposition			I Amount of Proceeds	J Use of Proceeds	K Approved																																														
A Quantity	B How	C Month			F Quantity	G How	H Date			Y	N	Date	Initial																																											
100 Tons	BAGS	Various	\$41,800	FSA - 615,245	95 Tons	BAGS	June	\$10,821	FSA	X		06-22-12	JSA																																											
2: Dispositions and proceeds are recorded on *--FSA-2040 and FSA-2045	<p>Review FSA-2040, FSA-2045, and FBP to determine if--* dispositions:</p> <ul style="list-style-type: none"> • occurred as planned • were accounted for • were approved. <p>Discuss any discrepancies with loan officers.</p>																																																							

DD FLP Oversight Review User Guide (Continued)

D Part A: Quarterly Review (Continued)

3 “Direct Loan Servicing” (Continued)

C “Chattel Security Accounting” (Continued)

Question	Source																																																																																																																
3: Funds are released in accordance with the FBP and FSA regulations as applicable	Review 4-FLP, paragraph 163 and ensure that proceeds are applied correctly and released when appropriate. Discuss any discrepancies with loan officers.																																																																																																																
4: Work copy of Security Agreement has been notated for any changes in collateral (FSA-2028)	<p>Review the most recent work copy of FSA-2028 to verify that it matches any changes to FSA-2040.</p> <p>Items of security that have been sold, junked, traded, etc.:</p> <ul style="list-style-type: none"> • should be lined off of the work copy of FSA-2028 • notated as to the manner and date of disposition. <p>Discuss any discrepancies with loan officers.</p>																																																																																																																
	<p>FSA-2028 (09-03-10) Page 3 of 9</p> <p>(c) All farm and other equipment (except small tools and small equipment such as hand tools, power lawn mowers and other items of like type unless described below), and inventory, now owned or hereafter acquired by Debtor, together with all replacements, substitutions, additions, and accessions thereto, including but not limited to the following which are located in the State(s) of (1) [REDACTED]:</p> <table border="1" data-bbox="604 1199 1476 1774"> <thead> <tr> <th>(2) Line No.</th> <th>(3) Quantity</th> <th>(4) Kind</th> <th>(5) Manufacturer</th> <th>(6) Size and Type</th> <th>(7) Condition</th> <th>(8) Year</th> <th>(9) Serial or Model No.</th> </tr> </thead> <tbody> <tr> <td>1</td> <td>1</td> <td>DISC</td> <td>KEWANEE</td> <td>20 FT</td> <td>FAIR</td> <td></td> <td></td> </tr> <tr> <td>2</td> <td>1</td> <td>TRACTOR</td> <td>JD</td> <td>4640</td> <td>FAIR</td> <td>1982</td> <td>[REDACTED]</td> </tr> <tr> <td>3</td> <td>1</td> <td>LISTER</td> <td>R & J</td> <td>8-ROW</td> <td>GOOD</td> <td></td> <td></td> </tr> <tr> <td>4</td> <td>1</td> <td>SPRING TOOTH HARROW</td> <td>NOBLE</td> <td>40 FT</td> <td>FAIR</td> <td></td> <td></td> </tr> <tr> <td>5</td> <td>1</td> <td>ROTARY HOE</td> <td>JD</td> <td>E0400</td> <td>FAIR</td> <td></td> <td></td> </tr> <tr> <td>6</td> <td>1</td> <td>PITCHOUT RIG</td> <td>R & J</td> <td>8-ROW</td> <td>FAIR</td> <td></td> <td></td> </tr> <tr> <td>7</td> <td>1</td> <td>PLOW</td> <td>JD</td> <td>ROLLOVER</td> <td>FAIR</td> <td></td> <td></td> </tr> <tr> <td>8</td> <td>2</td> <td>FERT. INJ. PUMPS</td> <td>BALDOR</td> <td>1/3 HP</td> <td>GOOD</td> <td></td> <td></td> </tr> <tr> <td>9</td> <td>2</td> <td>FERT. TANK</td> <td></td> <td>1250 GAL</td> <td>FAIR</td> <td></td> <td></td> </tr> <tr> <td>10</td> <td>3</td> <td>IRRIGATION ENGINES</td> <td>CHEV</td> <td>292</td> <td>GOOD</td> <td></td> <td></td> </tr> <tr> <td>11</td> <td>1</td> <td>TRAILER UTILITY</td> <td></td> <td>16 FT.</td> <td>FAIR</td> <td></td> <td></td> </tr> <tr> <td>12</td> <td>1</td> <td>TANK MOBILE W/PUMP</td> <td></td> <td>500 GAL</td> <td>FAIR</td> <td></td> <td></td> </tr> <tr> <td>13</td> <td>1</td> <td>SHREDDER</td> <td>WOODS</td> <td>6-ROW</td> <td>FAIR</td> <td></td> <td></td> </tr> </tbody> </table>	(2) Line No.	(3) Quantity	(4) Kind	(5) Manufacturer	(6) Size and Type	(7) Condition	(8) Year	(9) Serial or Model No.	1	1	DISC	KEWANEE	20 FT	FAIR			2	1	TRACTOR	JD	4640	FAIR	1982	[REDACTED]	3	1	LISTER	R & J	8-ROW	GOOD			4	1	SPRING TOOTH HARROW	NOBLE	40 FT	FAIR			5	1	ROTARY HOE	JD	E0400	FAIR			6	1	PITCHOUT RIG	R & J	8-ROW	FAIR			7	1	PLOW	JD	ROLLOVER	FAIR			8	2	FERT. INJ. PUMPS	BALDOR	1/3 HP	GOOD			9	2	FERT. TANK		1250 GAL	FAIR			10	3	IRRIGATION ENGINES	CHEV	292	GOOD			11	1	TRAILER UTILITY		16 FT.	FAIR			12	1	TANK MOBILE W/PUMP		500 GAL	FAIR			13	1	SHREDDER	WOODS	6-ROW	FAIR		
(2) Line No.	(3) Quantity	(4) Kind	(5) Manufacturer	(6) Size and Type	(7) Condition	(8) Year	(9) Serial or Model No.																																																																																																										
1	1	DISC	KEWANEE	20 FT	FAIR																																																																																																												
2	1	TRACTOR	JD	4640	FAIR	1982	[REDACTED]																																																																																																										
3	1	LISTER	R & J	8-ROW	GOOD																																																																																																												
4	1	SPRING TOOTH HARROW	NOBLE	40 FT	FAIR																																																																																																												
5	1	ROTARY HOE	JD	E0400	FAIR																																																																																																												
6	1	PITCHOUT RIG	R & J	8-ROW	FAIR																																																																																																												
7	1	PLOW	JD	ROLLOVER	FAIR																																																																																																												
8	2	FERT. INJ. PUMPS	BALDOR	1/3 HP	GOOD																																																																																																												
9	2	FERT. TANK		1250 GAL	FAIR																																																																																																												
10	3	IRRIGATION ENGINES	CHEV	292	GOOD																																																																																																												
11	1	TRAILER UTILITY		16 FT.	FAIR																																																																																																												
12	1	TANK MOBILE W/PUMP		500 GAL	FAIR																																																																																																												
13	1	SHREDDER	WOODS	6-ROW	FAIR																																																																																																												

DD FLP Oversight Review User Guide (Continued)

D Part A: Quarterly Review (Continued)

3 “Direct Loan Servicing” (Continued)

C “Chattel Security Accounting” (Continued)

Question	Source
5: FLM follows up on all apparent unauthorized dispositions; using *--4-FLP, Exhibit 31 to notify borrowers in all cases and obtains adequate documentation to enable post approval where applicable	For any unapproved disposition: <ul style="list-style-type: none">• review borrower case file and FBP• discuss with Service Center to determine anticipated--* resolution.

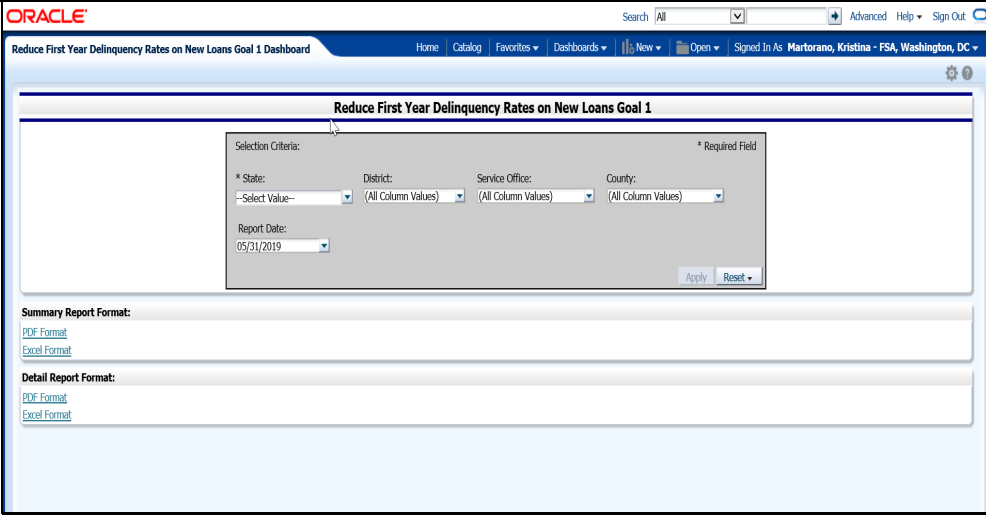
DD FLP Oversight Review User Guide (Continued)

D Part A: Quarterly Review (Continued)

4 “Program Delivery FLP Goals: From FLP goals established by the National Office for your state”

For all goals, enter State goal, Service Center goal, and FLP staff progress. Information sources include the following:

- *--direct loan making goals are available from the Farm Loan Programs Data Mart FLP Funding and Goal Reports--*
 - guaranteed loan making goals are available from the GLS Reports.
- *--

Goal	Source
<p>1: First year delinquency rate on new loans (%). (Direct Loan Making)</p>	<p>From the Farm Loan Programs Data Mart FLP Funding and Goal Reports tab, select “Reduce First Year Delinquency Rates on New Loans Goal 1”. To view all Service Centers within the district, make the following selections on the Reduce 1st Year Delinquency Rate on New Loans by 25% Over 5 Years Screen, and CLICK “Apply”.</p> <ul style="list-style-type: none"> • “State” • “Report Date” • “District” • “All Service Centers”. <p>Then select report format preference.</p>  <p>Notes: All performance data can be input for each Service Center at 1 time.</p>

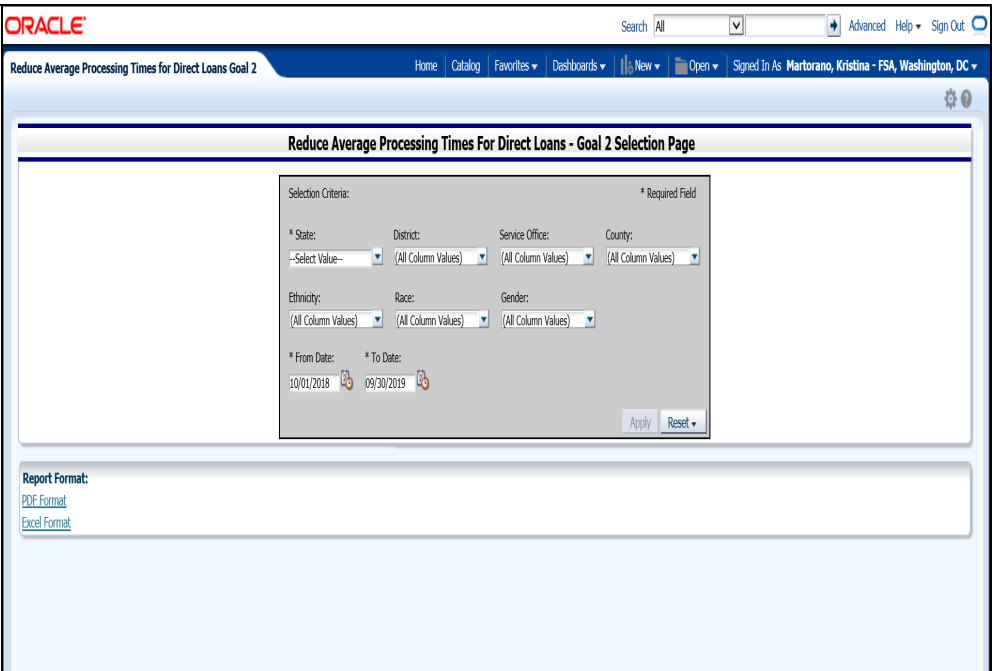
--*

DD FLP Oversight Review User Guide (Continued)

D Part A: Quarterly Review (Continued)

4 “Program Delivery FLP Goals: From FLP goals established by the National Office for your state” (Continued)

*--

Goal	Source
<p>2: Direct loan processing time (Days). (Direct Loan Making)</p>	<p>From the Farm Loan Programs Data Mart FLP Funding and Goal Reports, select “Reduce Average Processing Times for Direct Loans – Goal 2”. To view all Service Centers within the district, make the following selections on the Reduce Average Processing Times for Direct Loans – Goal 2 Screen, and CLICK “Apply”.</p> <ul style="list-style-type: none"> • “State” • “All Races” and “All Genders” • “District” and “All Service Offices” • “All County Offices” and “All Borrowers”. <p>Then select report format preference.</p> 

--*

DD FLP Oversight Review User Guide (Continued)

D Part A: Quarterly Review (Continued)

4 “Program Delivery FLP Goals: From FLP goals established by the National Office for your state” (Continued)

Goal	Source
3: Guaranteed loan processing time (Days)	<p>On the GLS Guaranteed Loan System Screen, CLICK “Reports”. From the GLS Application Reports Screen, CLICK “GLS2208 – Guaranteed Loan Average Processing Times”.</p>  <p>The screenshot shows the USDA GLS Guaranteed Loan System interface. At the top, it says 'USDA United States Department of Agriculture' and 'GLS Guaranteed Loan System'. Below this is a navigation menu with links for 'GLS Home', 'FSA Home', 'Borrower', 'Lender', 'Loans', 'Reports', and 'Help'. A list of menu items is displayed below the navigation menu, including 'Application Package List', 'Application Package Add', 'Loan Guarantee Request Add', 'Loan Guarantee Request Update', 'Loan List', 'Administrative Fee/Treasury Rate List', 'FSA NAICS List', 'FSA Integrator/Contractor List', 'Reference Table List', 'GLS 1099C Control Dates', 'Reports', and 'Forms'. A red arrow points to the 'Reports' link in the list.</p>

DD FLP Oversight Review User Guide (Continued)

D Part A: Quarterly Review (Continued)

4 “Program Delivery FLP Goals: From FLP goals established by the National Office for your state” (Continued)

Goal	Source
<p>3: Guaranteed loan processing time (Days) (Continued)</p>	<p>The goal is calculated using “Environmental Review Type”, “CATEX”. On the Search Criteria Screen, select timeframe for the quarter being reviewed.</p> <ul style="list-style-type: none"> From the “Sort Options” drop-down lists, selecting: <ul style="list-style-type: none"> “Servicing State”, allows drilldown to Service Centers “Geographic State”, allows drilldown to counties. “Report Options” drop-down lists allow drilldown to detail. <p>From the online report, all States are visible. Select State to see the breakdown between Service Centers, and then select additional options to drilldown to detail.</p> <div data-bbox="472 999 1451 1904" style="border: 1px solid black; padding: 10px;"> <p style="text-align: center;">Search Criteria</p> <p style="text-align: center;">Specify Search Criteria to restrict the contents of the report to entries which match your specifications.</p> <p>Process Date Applications Received ←</p> <p>From October 01 2012 (e.g.,2000) To May 09 2013 (e.g.,2000)</p> <p>Environmental Review Type CATEX ←</p> <p>Loan Type <input checked="" type="checkbox"/> EE <input checked="" type="checkbox"/> EL <input checked="" type="checkbox"/> EM <input checked="" type="checkbox"/> FO <input checked="" type="checkbox"/> CL <input checked="" type="checkbox"/> OL-LOC <input checked="" type="checkbox"/> OL <input checked="" type="checkbox"/> SW <input checked="" type="checkbox"/> LCPP <input checked="" type="checkbox"/> LCSG</p> <hr/> <p style="text-align: center;">Sort Options</p> <p style="text-align: center;">Specify Sort Option to control the order in which selected entries are displayed on output report.</p> <p>Major Sort Servicing State ← Ascending Order</p> <p>Minor Sort Race Ascending Order</p> <hr/> <p style="text-align: center;">Report Options</p> <p>Select a "Report Format" from the drop down list; Select a delivery route;(fill in an email address if email distribution is selected.); Select "Submit Query" to generate the report; or Select "Reset" to clear the form;</p> <p>Report Format Allow Drilldown to Detail ← View report online</p> </div>

DD FLP Oversight Review User Guide (Continued)

D Part A: Quarterly Review (Continued)

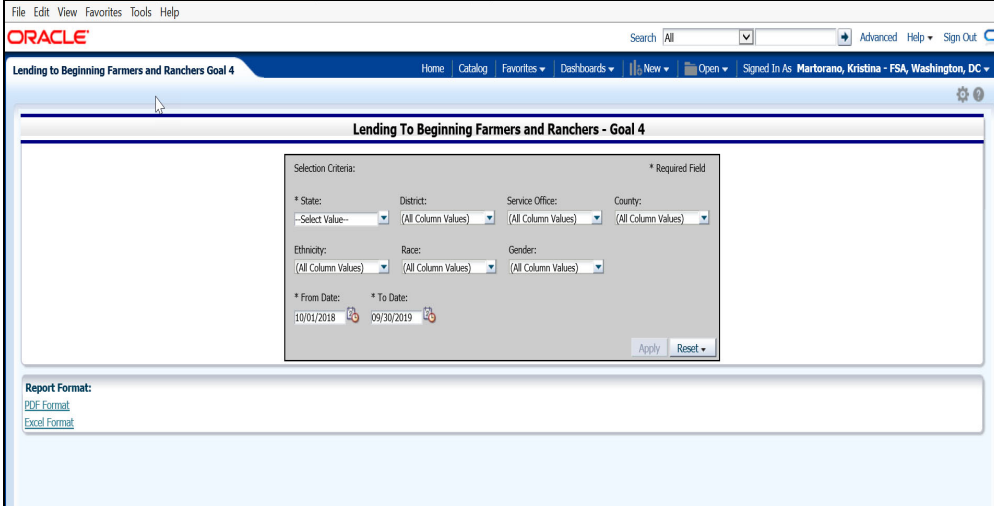
4 “Program Delivery FLP Goals: From FLP goals established by the National Office for your state” (Continued)

Goal	Source																																																																																								
3: Guaranteed loan processing time (Days) (Continued)	<p>Verify that the report was created for CATEX applications. By selecting the State name, the report breaks data down into Service Centers that will provide the average processing times. The report must drilldown to detail to access this information.</p> <p>United States Department of Agriculture FARM SERVICE AGENCY GUARANTEED LOAN AVERAGE PROCESSING TIMES</p> <p>Page : 05/13/13 07.39.36</p> <p>Application Received FROM 10/01/2012 TO 05/13/2013 Environmental Review: CATEX</p> <p>Loan Type: EE EL EM FO OL-LOC OL SW CL LCPP LCSG</p> <table border="1"> <thead> <tr> <th>SVC ST</th> <th>FSA MAIL CODE</th> <th>BORR RACE</th> <th># APPL RCVD</th> <th># APPL COMP</th> <th>AVG # DAYS RCVD COMP</th> <th>AVG # DAYS COMP DISP</th> <th>TOTAL RCVD DISP</th> </tr> </thead> <tbody> <tr> <td></td> <td>305</td> <td>WHITE</td> <td></td> <td></td> <td></td> <td></td> <td></td> </tr> <tr> <td></td> <td>308</td> <td>WHITE</td> <td></td> <td></td> <td></td> <td></td> <td></td> </tr> <tr> <td></td> <td>309</td> <td>WHITE</td> <td></td> <td></td> <td></td> <td></td> <td></td> </tr> <tr> <td></td> <td>311</td> <td>AMER IND/ALASK NAT WHITE</td> <td></td> <td></td> <td></td> <td></td> <td></td> </tr> <tr> <td>** TOTAL</td> <td>311</td> <td></td> <td></td> <td></td> <td></td> <td></td> <td></td> </tr> <tr> <td></td> <td>313</td> <td>AMER IND/ALASK NAT WHITE</td> <td></td> <td></td> <td></td> <td></td> <td></td> </tr> <tr> <td>** TOTAL</td> <td>313</td> <td></td> <td></td> <td></td> <td></td> <td></td> <td></td> </tr> <tr> <td></td> <td>317</td> <td>AMER IND/ALASK NAT WHITE</td> <td></td> <td></td> <td></td> <td></td> <td></td> </tr> <tr> <td>** TOTAL</td> <td>317</td> <td></td> <td></td> <td></td> <td></td> <td></td> <td></td> </tr> <tr> <td>** TOTAL</td> <td></td> <td></td> <td>38</td> <td>36</td> <td>5.61</td> <td>2.86</td> <td>8.47</td> </tr> </tbody> </table>	SVC ST	FSA MAIL CODE	BORR RACE	# APPL RCVD	# APPL COMP	AVG # DAYS RCVD COMP	AVG # DAYS COMP DISP	TOTAL RCVD DISP		305	WHITE							308	WHITE							309	WHITE							311	AMER IND/ALASK NAT WHITE						** TOTAL	311								313	AMER IND/ALASK NAT WHITE						** TOTAL	313								317	AMER IND/ALASK NAT WHITE						** TOTAL	317							** TOTAL			38	36	5.61	2.86	8.47
SVC ST	FSA MAIL CODE	BORR RACE	# APPL RCVD	# APPL COMP	AVG # DAYS RCVD COMP	AVG # DAYS COMP DISP	TOTAL RCVD DISP																																																																																		
	305	WHITE																																																																																							
	308	WHITE																																																																																							
	309	WHITE																																																																																							
	311	AMER IND/ALASK NAT WHITE																																																																																							
** TOTAL	311																																																																																								
	313	AMER IND/ALASK NAT WHITE																																																																																							
** TOTAL	313																																																																																								
	317	AMER IND/ALASK NAT WHITE																																																																																							
** TOTAL	317																																																																																								
** TOTAL			38	36	5.61	2.86	8.47																																																																																		

DD FLP Oversight Review User Guide (Continued)

D Part A: Quarterly Review (Continued)

4 “Program Delivery FLP Goals: From FLP goals established by the National Office for your state” (Continued)

Goal	Source
<p>4: Lending to beginning farmers and ranchers (%) (Direct Loan Making)</p>	<p>From the Farm Loan Programs Data Mart FLP Funding and Goal Reports, select “Lending To Beginning Farmers and Ranchers - Goal 4”. To view all Service Centers within the district, make the following selections on the Lending to Beginning Farmers and Ranchers - Goal 4 Screen, and CLICK “Apply”.</p> <ul style="list-style-type: none"> • applicable State • “All Races” • “All Genders” • “District” • “All Service Offices” • “All County Offices”. <p>Then select report format preference.</p> 

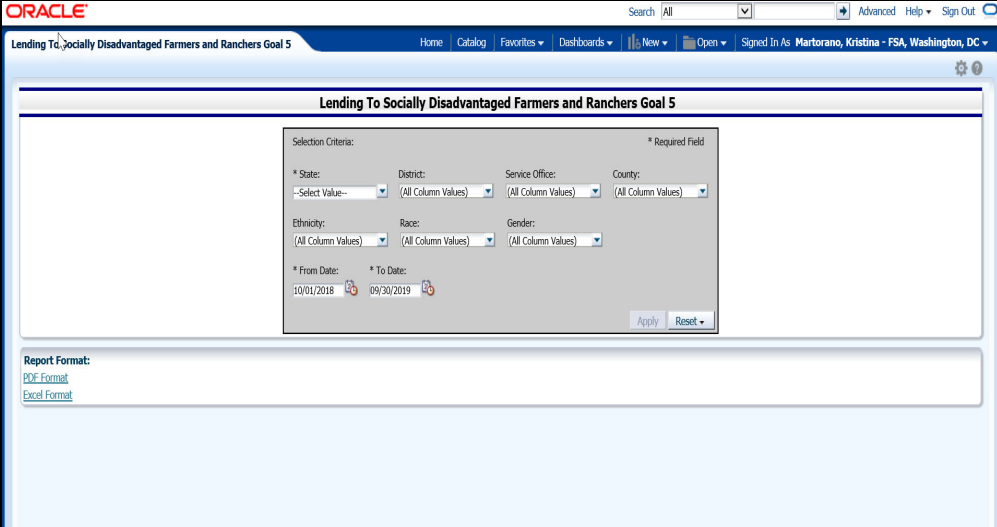
--*

DD FLP Oversight Review User Guide (Continued)

D Part A: Quarterly Review (Continued)

4 “Program Delivery FLP Goals: From FLP goals established by the National Office for your state” (Continued)

*--

Goal	Source
<p>5: Lending to SDA farmers and ranchers (%) (Direct Loan Making)</p>	<p>From the Farm Loan Programs Data Mart FLP Funding and Goal Reports, select “Lending To Socially Disadvantaged Farmers and Ranchers – Goal 5”. To view all Service Centers within the district, make the following selections on the Lending to Socially Disadvantaged Farmers and Ranchers – Goal 5 Screen, and CLICK “Apply”.</p> <ul style="list-style-type: none"> • applicable State • “All Races” • “All Genders” • “District” • “All Service Offices” • “All County Offices”. <p>Then select report format preference.</p> 

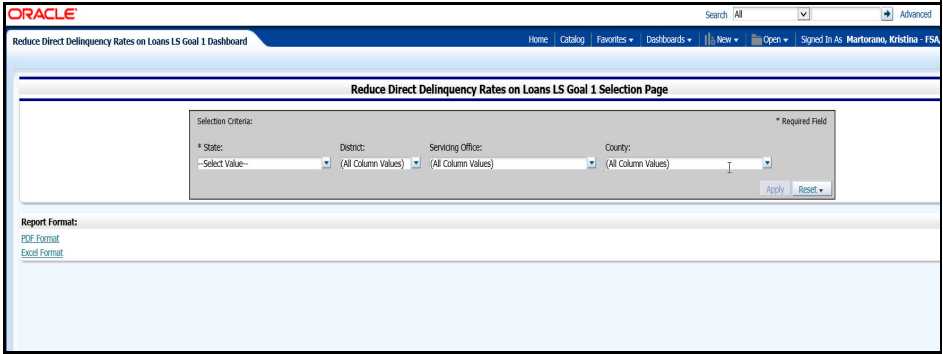
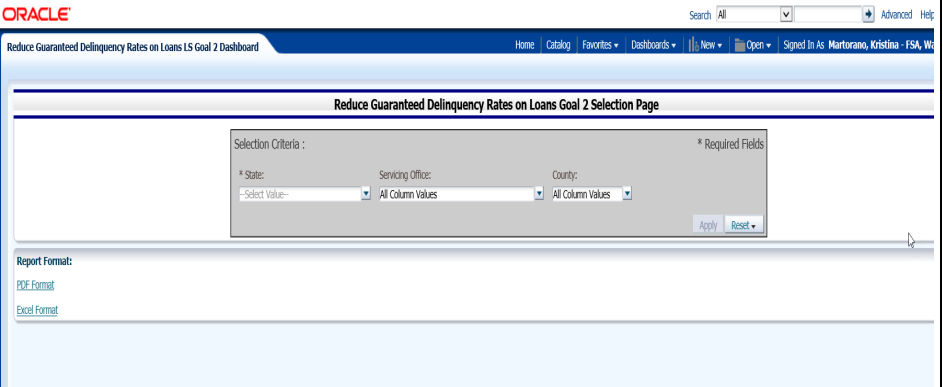
--*

DD FLP Oversight Review User Guide (Continued)

D Part A: Quarterly Review (Continued)

4 “Program Delivery FLP Goals: From FLP goals established by the National Office for your state” (Continued)

*_--

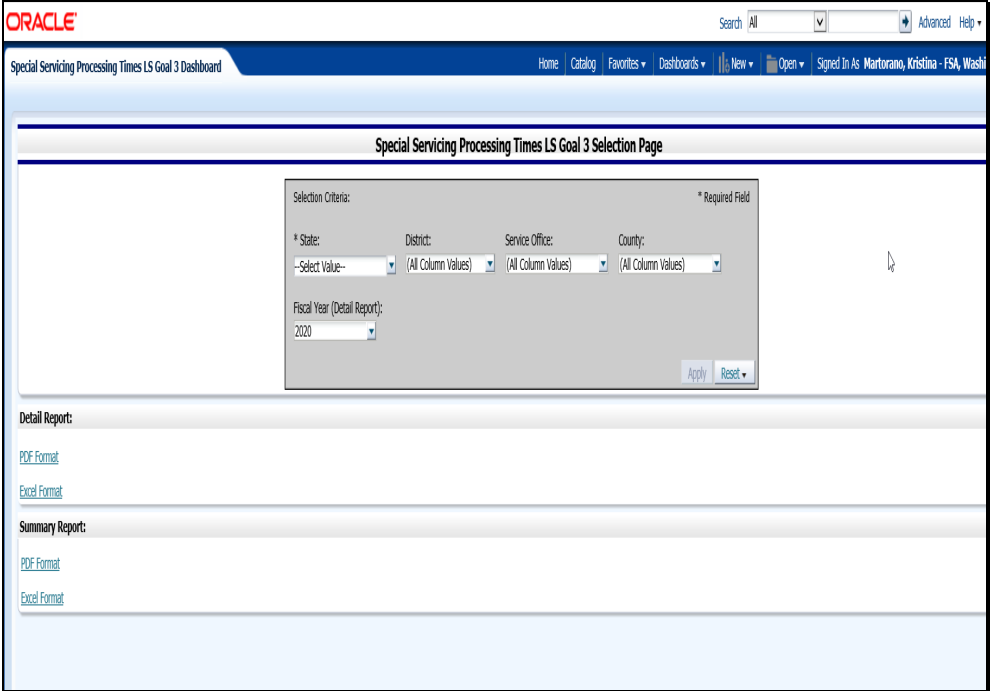
Goal	Source
<p>6: Direct loan delinquency (%) (Direct Loan Servicing)</p>	<p>From the Farm Loan Programs Data Mart, select FLP Funding and Goals Tab and then select “Reduce Direct Delinquency Rates on Loans LS Goal 1”. To view all Service Centers within the district, make the following selections on the Reduce Direct Delinquency Rates on Loans LS Goal 1 Selection Page, and CLICK “Apply”. Then select report format preference:</p> <ul style="list-style-type: none"> • Applicable State • “District” • “All Service Offices” 
<p>7: Guaranteed loan delinquency rate (%)</p>	<p>From the Farm Loan Programs Data Mart, select FLP Funding and Goals Tab and then select Reduce Guaranteed Delinquency Rates on Loans LS Goal 2. To view all Service Centers within the district, select the applicable State on the Reduce Direct Delinquency Rates on Loans LS Goal 1 Selection Page, and CLICK Apply.</p> <p>Then select report format preference.</p> 

DD FLP Oversight Review User Guide (Continued)

D Part A: Quarterly Review (Continued)

4 “Program Delivery FLP Goals: From FLP goals established by the National Office for your state” (Continued)

*--

Goal	Source
<p>8: Primary loan servicing processing times (days). (Direct Loan Servicing)</p>	<p>From the Farm Loan Programs Data Mart, select FLP Funding and Goals Tab and then select “Special Servicing Processing Times LS Goal 3”. To view all Service Centers within the district, make the following selections on the Special Servicing Processing Times LS Goal 3 Selection Page and CLICK “Apply”.</p> <ul style="list-style-type: none"> • Applicable State • “District” • “All Service Offices”. <p>Then select the report format preference.</p> 

--*

DD FLP Oversight Review User Guide (Continued)

E Part B: Semiannual Reviews

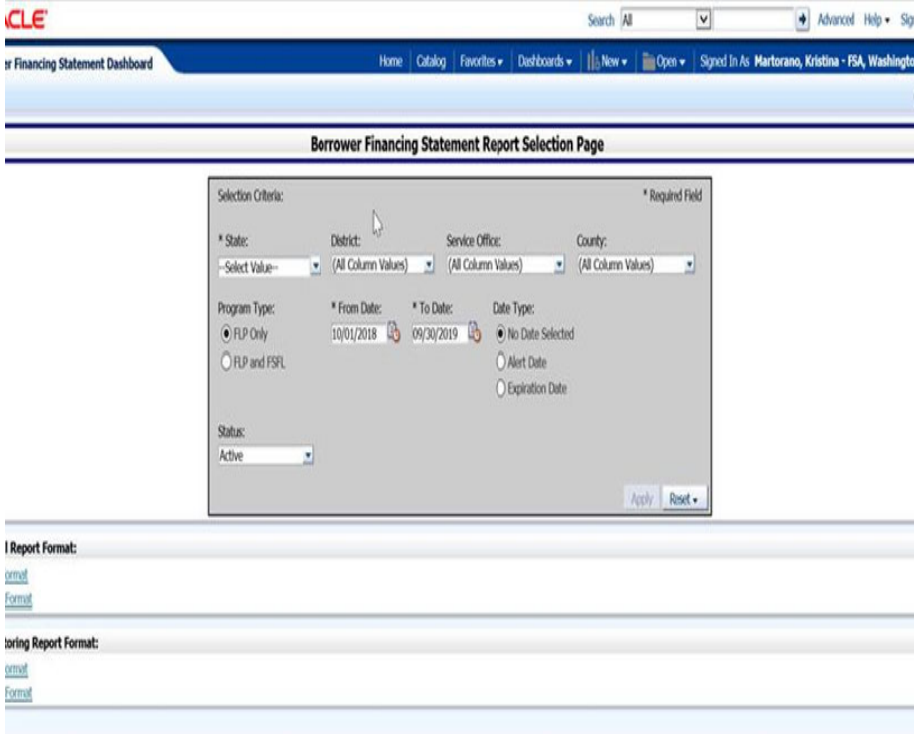
Semi-annual review items shall be completed for the 2nd and 4th quarters of each FY.

Note: Use the “**Review Area Comments**” section to note issues on which to followup or other comments relevant to the review.

1 Direct Loan Making: Loan Security Instruments

Review 5 new chattel or crop loans; review all if less than 5. Information sources include the following:

- FBP Credit Action Report
- *--Borrower Financing Statement Report.

Question	Source
1: Borrower Name	FBP Credit Action Report.
2: Proper UCC Filed	<p>Check the borrower case file to verify the proper UCC filing.</p> <p>The offsite option is to create the report from the Farm Loan Programs Data Mart/FLP Direct Reports, Borrower Financing Statement Report.</p> 

--*

DD FLP Oversight Review User Guide (Continued)

E Part B: Semiannual Reviews (Continued)

1 Direct Loan Making: Loan Security Instruments (Continued)

Question	Source
3: Security agreement and promissory note in safe	Verify, while in the Service Center, that the promissory note is filed in the Service Center fire proof safe.
4: Agreement for Disposition of Jointly Owned Property Obtained	If applicable, while in Service Center, review agreement from the borrower case file.
5: CCC-10 has been executed and is in the borrower case file (3-FLP)	Offsite option is the Service Center scans and e-mails the agreement.

DD FLP Oversight Review User Guide (Continued)

E Part B: Semiannual Reviews (Continued)

2 Direct Loan Servicing

A Shared Appreciation Agreements

Review all accounts listed. Information sources include the following:

- 5-FLP
- borrower case file
- FLM discussion
- operational file
- Report Code 565-A, “Borrowers with Expiring Equity Recapture Agreements”.

Question	Source
1: Borrower Name	<p>View current and past Reports 565-A sent to Service Centers monthly *--by DCIB.--*</p> <p>Review all borrowers with upcoming expirations or Shared Appreciation Agreements that have expired since the last review. Agreement may have matured for a reason other than time.</p> <div data-bbox="581 1077 1446 1675" style="border: 1px solid black; padding: 5px;"> <p style="font-size: small;">This form is available electronically.</p> <p style="font-size: x-small;">FSA-2544 (04-03-12) U.S. DEPARTMENT OF AGRICULTURE Farm Service Agency Position 4</p> <p style="text-align: center;">REQUEST FOR INFORMATION ON CAPITAL IMPROVEMENTS</p> <p style="text-align: right; font-size: x-small;">Date</p> <p>Mr. John Farmer Mrs. Jane Farmer 12123 County Road Four Washington, DC 20250</p> <p style="text-align: right; font-size: x-small;">Certified 48151623424815462342</p> <p>+ Our records show that you have a Shared Appreciation Agreement with the Farm Service Agency (FSA) that has or will soon be coming due.</p> <p>FSA regulations (7 CFR Part 766) allow the value of certain improvements to be deducted from the current market value of your property to determine any shared appreciation due. The improvement has to have been added to the property since you received your writedown from FSA and capitalized on your income taxes. The capital improvements must also meet at least one of the following criteria:</p> <p>A. It is your primary residence. If a new residence is affixed to the real estate security for a home which existed on the security property when the SAA was originally executed, or the living area square footage of the original dwelling expanded, only the value added to the real property by the new or expanded portion of the original dwelling (if it added value) will be deducted from the current market value. Living area square footage will not include square footage of patios, porches, garages, and similar additions.</p> <p>B. The item is an improvement to the real estate with a useful life of over 1 year and is affixed to the property. The item must have been capitalized and not taken as an annual operating expense on Federal income tax records. You must provide copies of appropriate tax documentation to verify the capital improvements claimed.</p> </div> <p>A copy of FSA-2544 sent to the borrower should be located in the borrower case file.</p>

DD FLP Oversight Review User Guide (Continued)

E Part B: Semiannual Reviews (Continued)

2 Direct Loan Servicing (Continued)

A Shared Appreciation Agreements (Continued)

Question	Source
2: Expiration dates of agreements are monitored	Discuss with FLM how expiration dates are monitored and review Service Center operational file if necessary.
3: Proper notifications are sent to borrowers	<p>Borrowers who have Shared Appreciation Agreements expiring within 6 months are sent FSA-2544 notifying the borrower of the upcoming expiration and requesting information about improvements made to the property.</p> <div data-bbox="581 810 1471 1339" style="border: 1px solid black; padding: 5px;"> <p>This form is available electronically. FSA-2545 (04-25-12) U.S. DEPARTMENT OF AGRICULTURE Farm Service Agency Position 4</p> <p style="text-align: center;">BORROWER NOTIFICATION OF SHARED APPRECIATION DUE</p> <p style="text-align: right;">05/12/2013</p> <p>Farmer Brown 123 Any Street Farmville, CO 25810</p> <p style="text-align: right;">CERTIFIED 10010011100011001010</p> <p>This notice is to inform you that the Shared Appreciation Agreement (SAA) you executed on <u>05/09/2008</u> has or will soon become due for the following reason:</p> <ul style="list-style-type: none"> The Shared Appreciation Agreement will mature on <u>05/09/2013</u>. <p>The Agency has completed a current appraisal on the real estate that secured the Shared Appreciation Agreement and considered any capital improvements that you reported. Based on this information, we have determined that you owe \$12,333.00 in SAA recapture.</p> </div> <p>FSA-2545 should be sent to all borrowers who have expired Shared Appreciation Agreements.</p>
4: Expiring agreements are serviced according to 5-FLP	Borrowers with expired Shared Appreciation Agreements must be notified of the recapture due using FSA-2545. Review borrower case-file documentation and discuss with FLM to determine borrower's response to notification.

DD FLP Oversight Review User Guide (Continued)

E Part B: Semiannual Reviews (Continued)

2 Direct Loan Servicing (Continued)

B Classification of Borrower Accounts

Review requires a count of all accounts that should be classified during the current FY. Information sources include the following:

- borrower case file
- discussions with Service Center
- *--Classification Review Report
- Direct Applications Report.

Question	Source
1: New Borrower accounts are classified	<p>Verify borrowers approved for new loans had classification reviews performed on their accounts.</p> <p>Compare the Farm Loan Programs Data Mart Direct Applications Report with the Classification Review Report. Select the report to cover the Service Center and specific review period dates. Save or print both reports to use for comparison.</p> <p>When pulling the Classification Review Workflow Report, select “In Conjunction with a Loan Closing” to limit the search to Classification Reviews only.</p> <p>Note: Some borrowers may be listed on the Direct Applications Report, but their loans may not have closed by the end of the period covered by the report and may not, therefore, show up on the Classification Review Report.</p> <p>Discuss borrowers who were not classified with the Service Center.</p>

--*

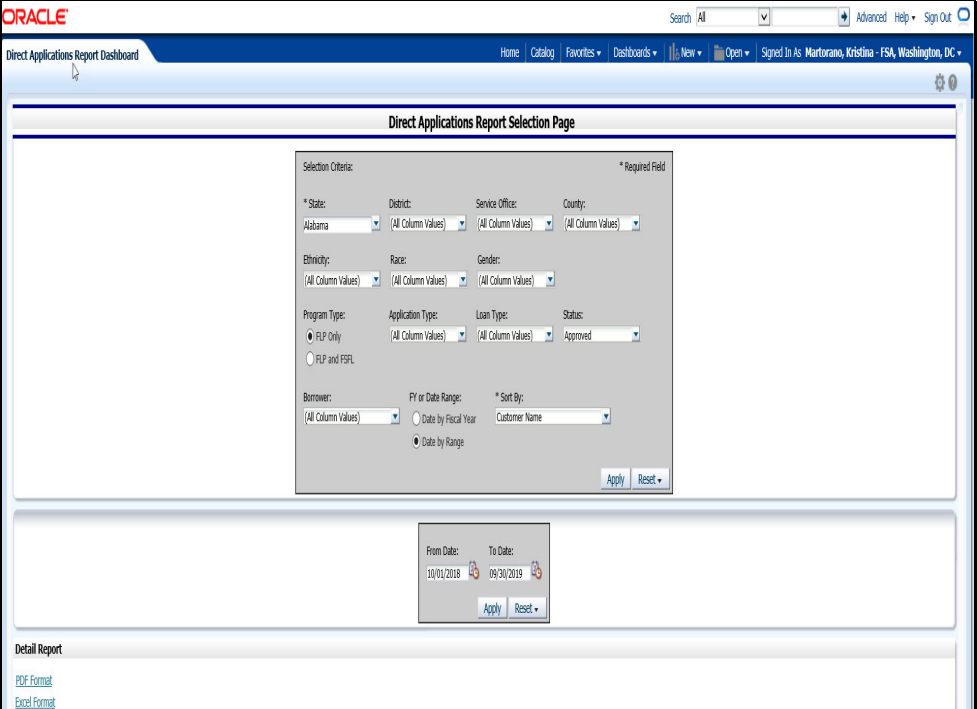
DD FLP Oversight Review User Guide (Continued)

E Part B: Semiannual Reviews (Continued)

2 Direct Loan Servicing (Continued)

B Classification of Borrower Accounts (Continued)

*--

Question	Source
<p>1: New Borrower accounts are classified (Cntd)</p>	<p>On the Direct Applications Report Selection Page, using the drop-down lists, select the following and CLICK “Apply”.</p> <ul style="list-style-type: none"> • “State”, select applicable State • “District”, “All Districts” • “County”, “All Counties” • “Ethnicity” and CLICK “All” radio button • “Status”, “Approved” • “Race”, “All Races” • “Gender”, “All Genders” • “From” and “TO” dates and CLICK “Date by Range” radio button • “Sort Selection”. <p>Then select the report format preference.</p> 

--*

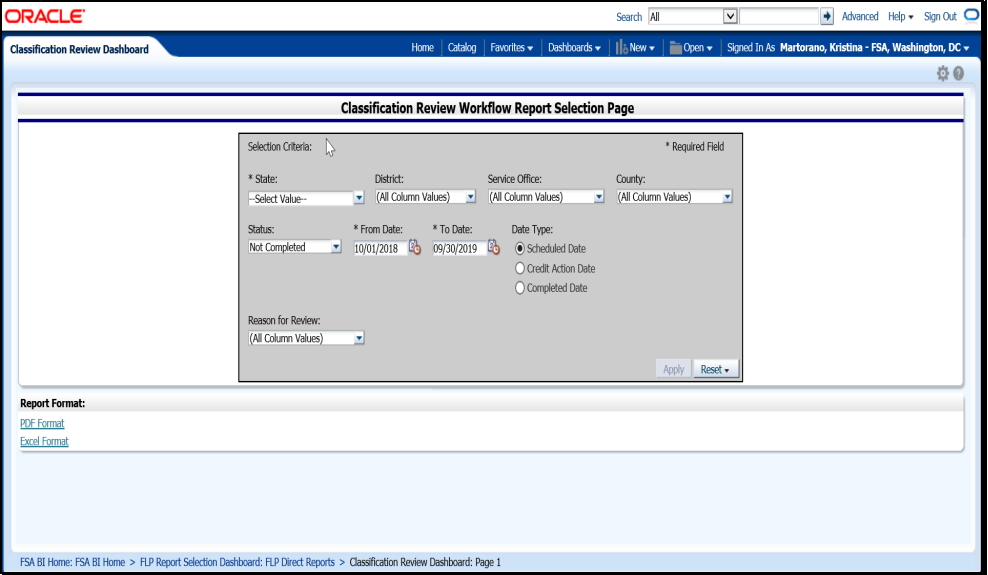
DD FLP Oversight Review User Guide (Continued)

E Part B: Semiannual Reviews (Continued)

2 Direct Loan Servicing (Continued)

B Classification of Borrower Accounts (Continued)

*--

Question	Source
<p>1: New Borrower accounts are classified (Cntd)</p>	<p>On the Classification Review Workflow Report Page, using the drop-down lists, select the following and CLICK “Apply”.</p> <ul style="list-style-type: none"> • Select State • Select District • “Status”, “All” • “Select Date Type”. <p>Then select the report format preference.</p> 

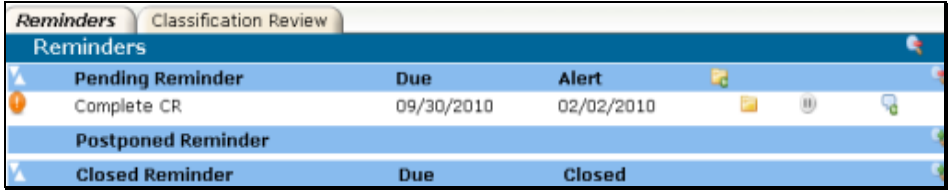
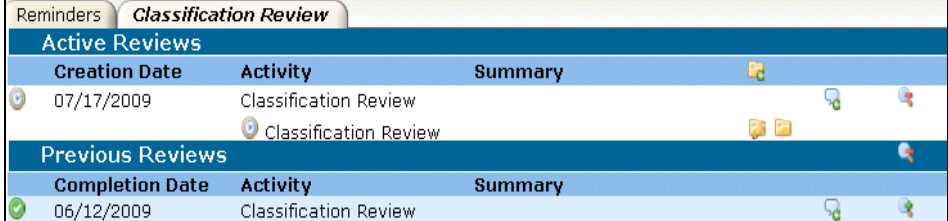
--*

DD FLP Oversight Review User Guide (Continued)

E Part B: Semiannual Reviews (Continued)

2 Direct Loan Servicing (Continued)

B Classification of Borrower Accounts (Continued)

Question	Source
<p>2: FBP Updated/ Transactions Processed</p>	<p>Borrower accounts may be accessed in DLS to view their specific classification review, determine that it has processed, and verify any questions or concerns about the borrower’s classification.</p> <p>While on Service Center Dashboard, CLICK “Icon” under “CR Header” column and the Classification Review Dashboard will be displayed.</p>  <p>CLICK “Classification Review” tab to access the Classification Review process, allowing a more detailed view of the classification activities performed on that account.</p> 

DD FLP Oversight Review User Guide (Continued)

E Part B: Semiannual Reviews (Continued)

2 Direct Loan Servicing (Continued)

B Classification of Borrower Accounts (Continued)

*--

Question	Source
<p>3: Annual classification of existing borrower accounts</p>	<p>From the Classification Review Workflow Report Selection Page, create a report for the review time period. Using the drop-down lists, select the following and CLICK “Apply”.</p> <ul style="list-style-type: none"> • State • District • “Status”, “All” • “Date”, “From” and “To”, select date range for Classification Reviews that have not been completed and CLICK “Scheduled Date” radio button • “Reason for Review”, “All”. <p>Then select report format preference.</p> <p>Document the number of classification reviews that need to be completed by the end of review period. Discuss with Service Center the plan to complete any reviews that will need to be completed by the end of the year.</p> <p>Notes: For questions about classifying borrower accounts, see Part 8, Section 4.</p> <p>These instructions demonstrate pulling reviews scheduled for the current review period. To include all reviews that should have been completed before the current timeframe, change the From date to further in the past and select a status of “not completed”.</p>

--*

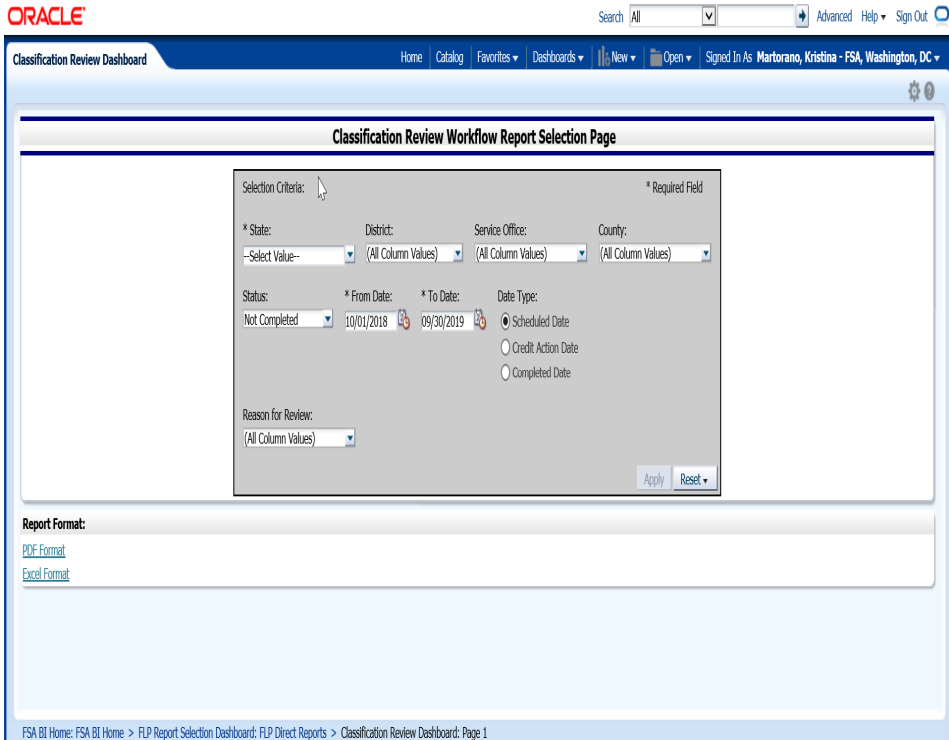
DD FLP Oversight Review User Guide (Continued)

E Part B: Semiannual Reviews (Continued)

2 Direct Loan Servicing (Continued)

B Classification of Borrower Accounts (Continued)

*--

Question	Source
<p>3: Annual classification of existing borrower accounts (Continued)</p>	

--*

DD FLP Oversight Review User Guide (Continued)

E Part B: Semiannual Reviews (Continued)

2 Direct Loan Servicing (Continued)

C Year End Analysis

Review requires a count of all accounts that will require YEA during the current FY. Information sources include the following:

- discussions with Service Center
- *--Year End Analysis Report.--*

Question	Source
1: Number of analyses required this FY	<p>YEA's are required for all accounts with:</p> <ul style="list-style-type: none"> • new loans • chattel subordinations • PLS or DSA in the previous FY • financially distressed or delinquent accounts • accounts with limited resource loans. <p>*--Access from Farm Loan Programs Data Mart Year End Analysis Report for the review time period, to determine if reviews are being--* completed as required.</p> <p>Note: See Part 8, Section 5, for questions about YEA's.</p>

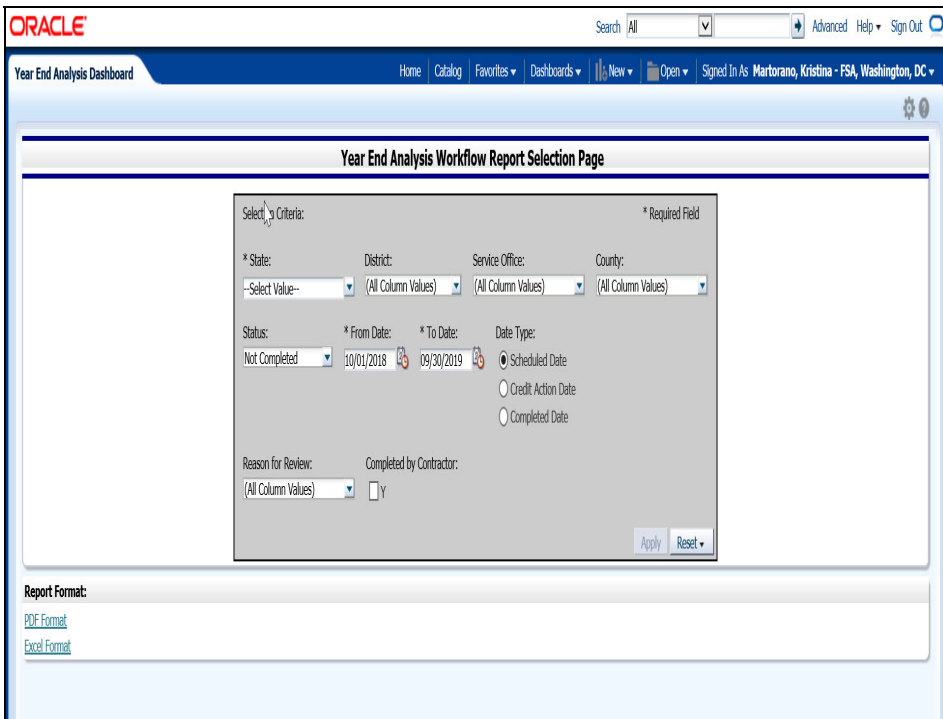
DD FLP Oversight Review User Guide (Continued)

E Part B: Semiannual Reviews (Continued)

2 Direct Loan Servicing (Continued)

C Year End Analysis (Continued)

*--

Question	Source
<p>1: Number of analyses required this FY (Continued)</p>	<p>On the Year End Analysis Workflow Report Screen, from the drop-down lists, select the following and CLICK “Apply”.</p> <ul style="list-style-type: none"> • State • District • “Status”, “All” • “Date”, beginning of FY to FY end and CLICK “Scheduled Date” radio button • “Reason For Review”, “All”. <p>Then select report format preference.</p> 

--*

DD FLP Oversight Review User Guide (Continued)

E Part B: Semiannual Reviews (Continued)

2 Direct Loan Servicing (Continued)

C Year End Analysis (Continued)

Question	Source																																																							
2: Number of Analysis completed year to date	When reviewing the Year End Analysis Workflow Report, count the number of YEA's that have been completed. Subtract that number from the total number of YEA's on the report to determine how many remain to be completed.																																																							
3: Number of Analysis needed to be completed prior to the end of the FY	<p data-bbox="529 699 1442 737">Discuss a plan to complete all required YEA's with the Service Center.</p> <table border="1" data-bbox="529 772 1451 1129"> <thead> <tr> <th>FLP Mail Code</th> <th>Svc Office</th> <th>Borrower Name</th> <th>Case Nbr</th> <th>Scheduled Date</th> <th>Customer Contacted Date</th> <th>Response Received Date</th> <th>Credit Action Date</th> <th>Credit Action Description</th> <th>Completed By Contractor</th> <th>Workflow Completion Date</th> </tr> </thead> <tbody> <tr> <td>01-305</td> <td>Tuscaloosa</td> <td>[REDACTED]</td> <td>[REDACTED]</td> <td>08/29/2013</td> <td></td> <td></td> <td></td> <td></td> <td>N</td> <td></td> </tr> <tr> <td>01-305</td> <td>Tuscaloosa</td> <td>[REDACTED]</td> <td>[REDACTED]</td> <td>02/13/2013</td> <td>02/13/2013</td> <td>02/13/2013</td> <td>02/13/2013</td> <td>2012 Crop Year YEA</td> <td>N</td> <td>02/15/2013</td> </tr> <tr> <td>01-305</td> <td>Tuscaloosa</td> <td>[REDACTED]</td> <td>[REDACTED]</td> <td>03/13/2013</td> <td>03/15/2013</td> <td>03/15/2013</td> <td>03/15/2013</td> <td>2013 5-FLP and OL-Term</td> <td>N</td> <td>03/20/2013</td> </tr> <tr> <td>01-305</td> <td>Tuscaloosa</td> <td>[REDACTED]</td> <td>[REDACTED]</td> <td>11/15/2012</td> <td>11/15/2012</td> <td>11/15/2012</td> <td>11/15/2012</td> <td>2013 Winter Wheat - Post Close</td> <td>N</td> <td>04/19/2013</td> </tr> </tbody> </table> <p data-bbox="529 1167 1442 1276">The final column of the report is completion date for YEA workflow. Use the number of completed/noncompleted workflow items to answer questions 2 and 3.</p> <p data-bbox="529 1314 1455 1421">Note: To view YEA's that should have been completed before the current timeframe, change "Status" to "Not Completed" and the date range as applicable.</p>	FLP Mail Code	Svc Office	Borrower Name	Case Nbr	Scheduled Date	Customer Contacted Date	Response Received Date	Credit Action Date	Credit Action Description	Completed By Contractor	Workflow Completion Date	01-305	Tuscaloosa	[REDACTED]	[REDACTED]	08/29/2013					N		01-305	Tuscaloosa	[REDACTED]	[REDACTED]	02/13/2013	02/13/2013	02/13/2013	02/13/2013	2012 Crop Year YEA	N	02/15/2013	01-305	Tuscaloosa	[REDACTED]	[REDACTED]	03/13/2013	03/15/2013	03/15/2013	03/15/2013	2013 5-FLP and OL-Term	N	03/20/2013	01-305	Tuscaloosa	[REDACTED]	[REDACTED]	11/15/2012	11/15/2012	11/15/2012	11/15/2012	2013 Winter Wheat - Post Close	N	04/19/2013
FLP Mail Code	Svc Office	Borrower Name	Case Nbr	Scheduled Date	Customer Contacted Date	Response Received Date	Credit Action Date	Credit Action Description	Completed By Contractor	Workflow Completion Date																																														
01-305	Tuscaloosa	[REDACTED]	[REDACTED]	08/29/2013					N																																															
01-305	Tuscaloosa	[REDACTED]	[REDACTED]	02/13/2013	02/13/2013	02/13/2013	02/13/2013	2012 Crop Year YEA	N	02/15/2013																																														
01-305	Tuscaloosa	[REDACTED]	[REDACTED]	03/13/2013	03/15/2013	03/15/2013	03/15/2013	2013 5-FLP and OL-Term	N	03/20/2013																																														
01-305	Tuscaloosa	[REDACTED]	[REDACTED]	11/15/2012	11/15/2012	11/15/2012	11/15/2012	2013 Winter Wheat - Post Close	N	04/19/2013																																														

DD FLP Oversight Review User Guide (Continued)

E Part B: Semiannual Reviews (Continued)

3 Guaranteed Loan Servicing

A Semiannual and Default Status Reports and Delinquent Loan Accounts

Review and discuss the reports with the FLM, FLO, and/or SFLO to complete review items. Information sources include the following:

- 2-FLP, paragraphs 266 and 300
- discussions with the Service Center
- GLS Report Code GLS-2001
- GLS Report Code GLS4265
- GLS Report Code GLSSR02
- GLS Report Code GLSSR04.

Question	Source
1: Status reports and default status reports are received from the lenders	GLS4265, Submitted Status Reports, displays the list of lenders who have submitted a status report. Access from GLS Reports, GLS Status Reports, GLS4265 Submitted Status Reports.
2: Status reports and default status reports are reviewed by FLM	Discuss the office procedure for reviewing of status reports and default status reports with FLM.

DD FLP Oversight Review User Guide (Continued)

E Part B: Semiannual Reviews (Continued)

3 Guaranteed Loan Servicing (Continued)

A Semiannual and Default Status Reports and Delinquent Loan Accounts (Continued)

Question	Source																																	
<p>3: Status reports and default status reports are input into GLS when they are received</p>	<p>Report Code GLSSR02, Past Due Status and Default Status Reports, displays status reports and default status reports that were due and have not been recorded in GLS. This report lists past reports due by borrower.</p> <p>Report Code GLSSR04, Past Due Status and Default Status Summary Report, summarizes the total number of lender branches/loans with past due reports.</p> <p>Discuss any reports that have not been input into GLS with Service Center.</p> <p>The following GLS Report GLSSR04 summarizes reports due.</p> <div data-bbox="630 1031 1463 1388" style="border: 1px solid black; padding: 5px;"> <p>CAA172 United States Department of Agriculture GLSSR02 FARM SERVICE AGENCY PAST DUE STATUS AND DEFAULT STATUS REPORT</p> <p>TOTAL NUMBER OF LENDER BRANCHES WITH STATUS REPORTS PAST DUE 9 TOTAL NUMBER OF LOANS WITH STATUS REPORTS PAST DUE 15</p> <p>SERVICING STATE: _____</p> <table border="1" data-bbox="630 1268 1463 1381"> <thead> <tr> <th>SVC ST/CNTY</th> <th>GEO ST/CNTY</th> <th>BORR ID/ LNR ID</th> <th>LOAN/ BRCH</th> <th>BORROWER NAME/ LENDER NAME</th> <th>DATE OF LOAN</th> <th>REPORT TYPE</th> <th>REPORT DUE DATE</th> <th>LOAN TYPE</th> </tr> </thead> <tbody> <tr> <td></td> <td></td> <td>51</td> <td></td> <td></td> <td>11/10/2009</td> <td>DEFAULT STATUS</td> <td>06/07/2013</td> <td>FO</td> </tr> <tr> <td></td> <td></td> <td>2</td> <td>001</td> <td>BANK</td> <td></td> <td></td> <td></td> <td></td> </tr> </tbody> </table> </div> <div data-bbox="630 1430 1463 1738" style="border: 1px solid black; padding: 5px;"> <p>CAA172 United States Department of Agriculture PAGE 2 GLSSR04 FARM SERVICE AGENCY 07/17/2013</p> <p>Past Due Status and Default Status Summary Report 13.27.15 Total Number of Lender Branches with Status Reports Past Due 9 Total Number of Loans with Status Reports Past Due 15</p> <table border="1" data-bbox="786 1623 1365 1738"> <thead> <tr> <th>Servicing State</th> <th>Number of Past Due Status Reports</th> <th>Number of Past Due Default Status Reports</th> </tr> </thead> <tbody> <tr> <td>A.</td> <td>2</td> <td>13</td> </tr> </tbody> </table> </div>	SVC ST/CNTY	GEO ST/CNTY	BORR ID/ LNR ID	LOAN/ BRCH	BORROWER NAME/ LENDER NAME	DATE OF LOAN	REPORT TYPE	REPORT DUE DATE	LOAN TYPE			51			11/10/2009	DEFAULT STATUS	06/07/2013	FO			2	001	BANK					Servicing State	Number of Past Due Status Reports	Number of Past Due Default Status Reports	A.	2	13
SVC ST/CNTY	GEO ST/CNTY	BORR ID/ LNR ID	LOAN/ BRCH	BORROWER NAME/ LENDER NAME	DATE OF LOAN	REPORT TYPE	REPORT DUE DATE	LOAN TYPE																										
		51			11/10/2009	DEFAULT STATUS	06/07/2013	FO																										
		2	001	BANK																														
Servicing State	Number of Past Due Status Reports	Number of Past Due Default Status Reports																																
A.	2	13																																

DD FLP Oversight Review User Guide (Continued)

E Part B: Semiannual Reviews (Continued)

3 Guaranteed Loan Servicing (Continued)

A Semiannual and Default Status Reports and Delinquent Loan Accounts (Continued)

Question	Source
4: FLP staff is following-up on servicing actions for delinquent accounts. FLM is reviewing loss claims	Discuss the follow-up actions being taken on each account that is delinquent and/or has an anticipated loss claim with Service Center. List all delinquent accounts on this report.
5: List delinquent accounts	Access from GLS reports, GLS2001, Lists of Delinquent Borrowers report. The report displays delinquent loan information by mail code for all loans past due.

DD FLP Oversight Review User Guide (Continued)

E Part B: Semiannual Reviews (Continued)

3 Guaranteed Loan Servicing (Continued)

B Lender Reviews

Review requires a count of loans or accounts for each type of lender. Information sources include the following:

- 2-FLP, paragraph 267
- discussions with Service Center
- GLS Report Code GLS2003
- record count from Operational Files.

Question	Source
1: Required Number of SEL borrower files to be reviewed for FY	Access from GLS Reports, GLS Status Reports Code GLS2003, Guaranteed Loans by Lender Caseload.
2: Number of SEL borrower files reviewed year to date	Report lists guaranteed loan information by lender ID within lender name, giving a total amount by lender.
3: Required number of CLP borrower files to be reviewed for FY	Review and discuss the report with FLM, FLO, and/or SFLO.
4: Number of CLP borrower files reviewed year to date	Review items: <ul style="list-style-type: none"> • (1), (3), and (5) will be determined by the number of borrowers for each lender, and the percentage required to be reviewed based on lender status according to 2-FLP, subparagraph 267 B.
5: Required number of PLP borrower files to be reviewed for FY	<ul style="list-style-type: none"> • (2), (4), and (6) will be determined through discussion with FLM, FLO, and/or SFLO.
6: Number of PLP borrower files reviewed year to date	

DD FLP Oversight Review User Guide (Continued)

F Part C: Annual Reviews

Note: Use the “Review Area Comments” section to note issues on which to followup or other comments relevant to the review.

1 Direct Loan Servicing

A Borrower Graduation

Review required for all borrower accounts classified as a “1” or “2”. Information sources include the following:

- 4-FLP Part 4
- discussions with the Service Center
- * * * Graduation Review Monitoring Report
- Operational Files.

Question	Source																																																																								
1: Lender surveys are completed annually	<p>Each October, an authorized agency official shall contact local lenders to obtain their underwriting criteria for making agricultural loans. A summary of this information should be kept in the Operational Files. Review to determine if this information was obtained.</p> <p>For information about borrower graduation requirements, see 4-FLP, Part 4.</p> <table border="1" style="margin-left: auto; margin-right: auto;"> <thead> <tr> <th colspan="6" style="text-align: center;">Lender Agricultural Loan Underwriting Standards</th> </tr> <tr> <th colspan="6" style="text-align: center;">Short-Term Credit</th> </tr> <tr> <th></th> <th style="text-align: center;">Lender</th> <th style="text-align: center;">Lender</th> <th style="text-align: center;">Lender</th> <th style="text-align: center;">Lender</th> <th style="text-align: center;">Applicant</th> </tr> </thead> <tbody> <tr> <td>Date Completed</td> <td></td> <td></td> <td></td> <td></td> <td></td> </tr> <tr> <td>Name</td> <td></td> <td></td> <td></td> <td></td> <td></td> </tr> <tr> <td>Lending Limit</td> <td></td> <td></td> <td></td> <td></td> <td style="text-align: center;">N/A</td> </tr> <tr> <td>Minimum Loan Size</td> <td></td> <td></td> <td></td> <td></td> <td style="text-align: center;">N/A</td> </tr> <tr> <td>Percent Equity</td> <td></td> <td></td> <td></td> <td></td> <td></td> </tr> <tr> <td>Percent Repayment Margin</td> <td></td> <td></td> <td></td> <td></td> <td></td> </tr> <tr> <td>Types of Security Required</td> <td></td> <td></td> <td></td> <td></td> <td></td> </tr> <tr> <td>Maximum Loan to Security Value</td> <td></td> <td></td> <td></td> <td></td> <td style="text-align: center;">N/A</td> </tr> <tr> <td>Maximum Term of Loan</td> <td></td> <td></td> <td></td> <td></td> <td style="text-align: center;">N/A</td> </tr> </tbody> </table> <p>Information gathered from local lenders should be summarized on a table such as 4-FLP, Exhibit 22 representing Short Term, Intermediate Term, and Long Term Credit.</p>	Lender Agricultural Loan Underwriting Standards						Short-Term Credit							Lender	Lender	Lender	Lender	Applicant	Date Completed						Name						Lending Limit					N/A	Minimum Loan Size					N/A	Percent Equity						Percent Repayment Margin						Types of Security Required						Maximum Loan to Security Value					N/A	Maximum Term of Loan					N/A
Lender Agricultural Loan Underwriting Standards																																																																									
Short-Term Credit																																																																									
	Lender	Lender	Lender	Lender	Applicant																																																																				
Date Completed																																																																									
Name																																																																									
Lending Limit					N/A																																																																				
Minimum Loan Size					N/A																																																																				
Percent Equity																																																																									
Percent Repayment Margin																																																																									
Types of Security Required																																																																									
Maximum Loan to Security Value					N/A																																																																				
Maximum Term of Loan					N/A																																																																				

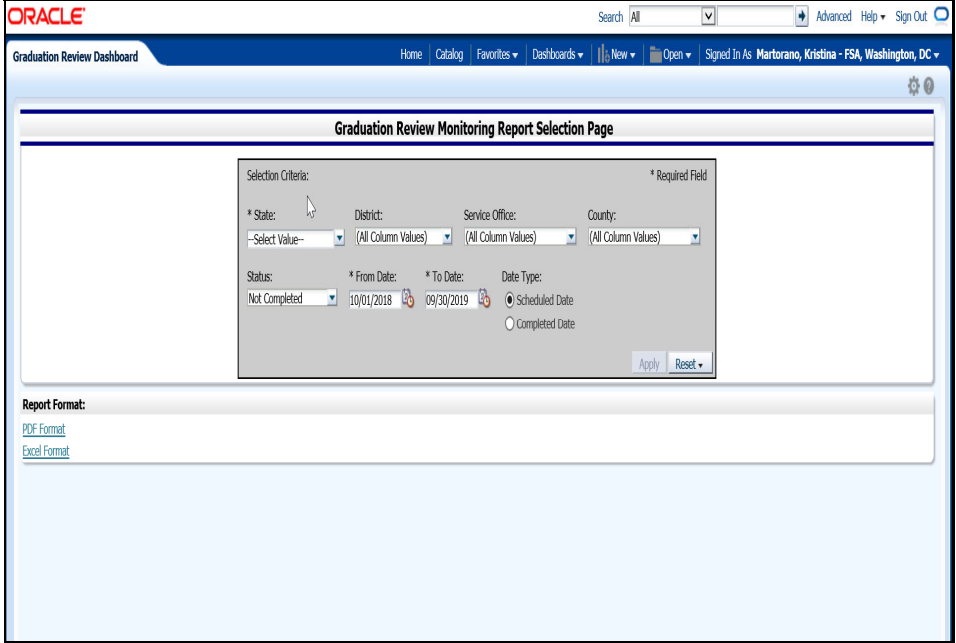
DD FLP Oversight Review User Guide (Continued)

F Part C: Annual Reviews (Continued)

1 Direct Loan Servicing (Continued)

A Borrower Graduation (Continued)

*--

Question	Source
<p>2: Graduation potential for borrowers is documented in each borrower’s FBP file and the operational file as appropriate</p>	<p>Graduation reviews should be conducted for all borrowers who classify as a “1” or “2”.</p> <p>From the Farm Loan Programs Data Mart, FLP Direct Reports, select “Graduation Review Monitoring Report”. From the Graduation Review Monitoring Report selection page, create the report to determine borrowers who classify as “1” and “2”, but have not yet had a graduation review. Discuss with the Service Center to determine when graduation reviews will be completed for these borrowers.</p> <p>Notes: Answer “Yes” only if all required reviews have been completed for the FY and explain the Service Center plan of action to complete the reviews.</p> <p>Report can be set up to pull all Graduation Reviews “Not Completed” (CLICK “Scheduled Date”) or “Completed” (CLICK “Completion Date”) for the Service Center during the current FY.</p>
	

--*

DD FLP Oversight Review User Guide (Continued)

F Part C: Annual Reviews (Continued)

1 Direct Loan Servicing (Continued)

A Borrower Graduation (Continued)

Question	Source										
<p>3: Follow-up is completed for borrowers who are asked to graduate</p>	<p>Borrower accounts that are determined eligible for graduation will be submitted to local lenders using a borrower prospectus similar to 4-FLP, Exhibit 24.</p> <p>4-FLP, Exhibit 24 is used to determine local lender interest in refinancing a specific operation.</p> <p>Discuss the status of any borrower that has been asked to graduate with the Service Center.</p> <div style="border: 1px solid black; padding: 10px; margin-top: 10px;"> <p style="text-align: right;">4-FLP, Exhibit 24</p> <p>(Use Agency Letterhead format with local return address.)</p> <p style="text-align: center;">BORROWER PROSPECTUS</p> <p>Dear:</p> <p>FSA is required to determine if direct loan applicants can obtain commercial credit with an FSA loan guarantee. Also, FSA direct loan borrowers must be referred to commercial lenders for guaranteed or nonguaranteed financing when they appear to meet the lending criteria of a cross-section of local lenders.</p> <p>Your institution is among those that asked to receive prospectus information on all such FSA applicants and borrowers. Therefore, we have attached financial summary information on the following borrower for your review and consideration:</p> <table style="width: 100%; border-collapse: collapse;"> <thead> <tr> <th style="text-align: left;">Name</th> <th style="text-align: center;">Eligible for FSA Loan Guar.</th> <th style="text-align: center;">Total Amount Existing FSA Term Loan(s)</th> <th style="text-align: center;">Estimated Production Loan Needed</th> <th style="text-align: center;">Lender Use Do Not Refer Refer</th> </tr> </thead> <tbody> <tr> <td></td> <td style="text-align: center;">YES NO</td> <td></td> <td></td> <td></td> </tr> </tbody> </table> </div>	Name	Eligible for FSA Loan Guar.	Total Amount Existing FSA Term Loan(s)	Estimated Production Loan Needed	Lender Use Do Not Refer Refer		YES NO			
Name	Eligible for FSA Loan Guar.	Total Amount Existing FSA Term Loan(s)	Estimated Production Loan Needed	Lender Use Do Not Refer Refer							
	YES NO										

DD FLP Oversight Review User Guide (Continued)

F Part C: Annual Reviews (Continued)

1 Direct Loan Servicing (Continued)

A Borrower Graduation (Continued)

Question	Source
<p>3: Follow-up is completed for borrowers who are asked to graduate (Continued)</p>	<p>If lenders exhibit interest in refinancing, the borrower is provided with a letter similar to 4-FLP, Exhibit 25, instructing them to begin the process of refinancing the FSA debt.</p> <p>4-FLP, Exhibit 25 is used to notify borrowers that lenders are interested in refinancing their FSA debt. Borrower responses to this letter should *--be documented in FBP.--*</p> <div style="border: 1px solid black; padding: 5px; margin-top: 10px;"> <p style="text-align: right;">4-FLP, Exhibit 25</p> <p>(Use Agency Letterhead format with local return address.)</p> <p style="text-align: center;">LETTER TO NOTIFY BORROWERS TO REFINANCE THEIR FSA INDEBTEDNESS</p> <p>Dear:</p> <p>The financial progress you have made since receiving your Farm Service Agency (FSA) loan(s) has been reviewed. You should take pride in the progress you have made. We share that pride with you and are pleased that we may have been of service.</p> <p>Your FSA loan and security instruments require you to refinance the unpaid balance of your loan(s), when you have progressed to the extent that you can obtain credit from responsible cooperative or commercial lenders.</p> <p>Lenders have been contacted to determine their requirements and the availability of credit to new customers. We have evaluated your financial progress, together with the lender requirements, and find that you should now be able to secure satisfactory credit to pay your FSA loan(s). Therefore, we request that you refinance your [Enter type of loan, FO, OL, etc] loan(s) in full.</p> <p>This approximate balance is \$ ____.</p> </div>

DD FLP Oversight Review User Guide (Continued)

F Part C: Annual Reviews (Continued)

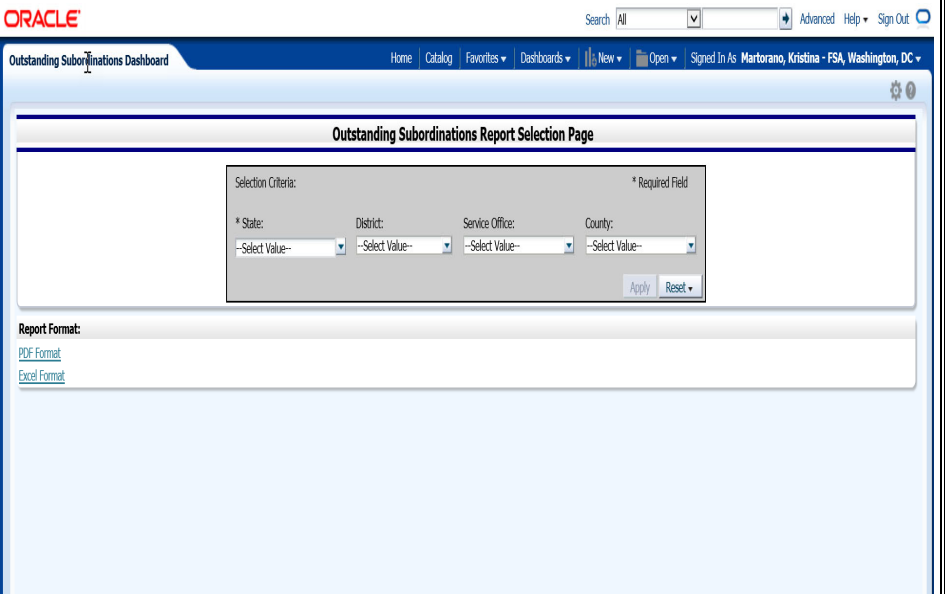
1 Direct Loan Servicing (Continued)

B Subordinations

Review all accounts with outstanding subordinations. Information sources include the following:

- 4-FLP Part 6
- borrower case files
- discussions with Service Center
- * * * Outstanding Subordination Report
- * * * Subordination Request Report.

*--

Question	Source
1: Borrower Name	From the Farm Loan Programs Data Mart, FLP Direct Reports Tab, select “ Outstanding Subordinations Report ”. From the Outstanding Subordinations Report selection page, create the report to generate a list of all borrowers with outstanding subordinations.
2: FLP staff is monitoring outstanding subordination	<p>Discuss all outstanding subordinations with the Service Center to ensure that the accounts are being monitored and serviced.</p> <p>Note: The following example report is set to provide information for a single Service Center. The report will contain information for all outstanding subordinations.</p> 

--*

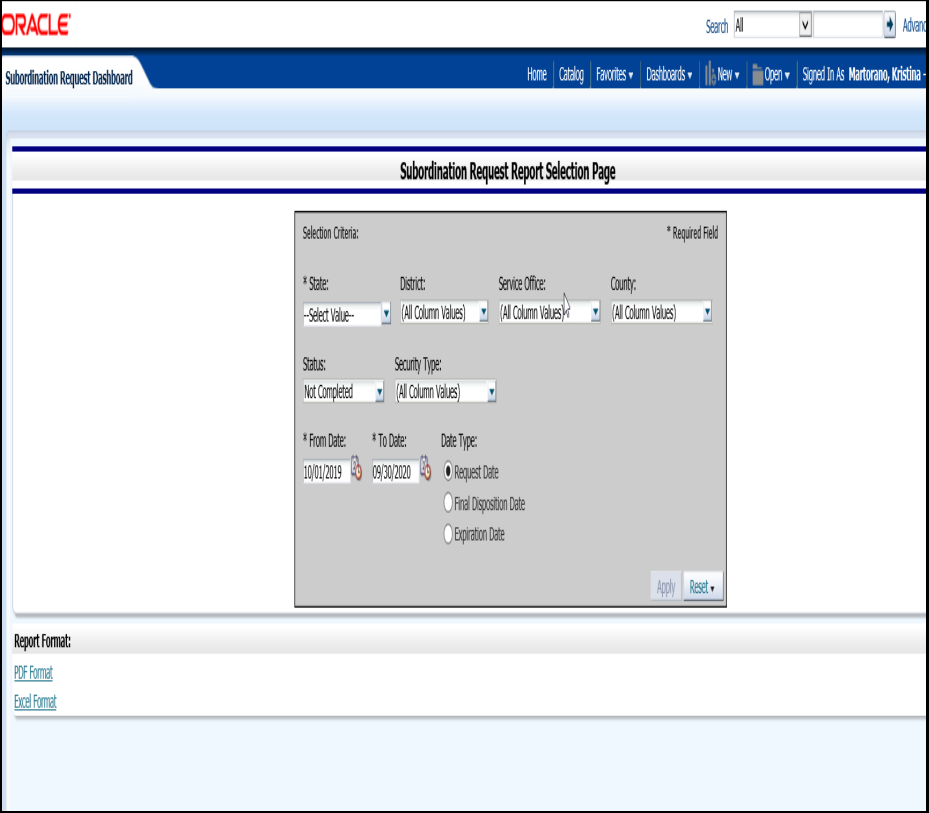
DD FLP Oversight Review User Guide (Continued)

F Part C: Annual Reviews (Continued)

1 Direct Loan Servicing (Continued)

B Subordinations (Continued)

*--

Question	Source
<p>3: Matured loans have been paid off and the original subordination document has been returned marked “paid-in-full”</p>	<p>From Farm Loan Programs Data Mart, FLP Direct Reports, select “Subordination Request Report”. From the Subordination Request Report Screen, create the report for the current FY to determine any subordination that has been paid-in-full during the year. For all subordination requests made during the current FY select the following and CLICK “Apply”:</p> <ul style="list-style-type: none"> • “Status”, “All” • “Security Type”, “All” • “Date”, “From” and “To”, select all FY to date and CLICK “Request Date” radio button. 

--*

DD FLP Oversight Review User Guide (Continued)

F Part C: Annual Reviews (Continued)

1 Direct Loan Servicing (Continued)

B Subordinations (Continued)

*--

Question	Source
<p>3: Matured loans have been paid off and the original subordination document has been returned marked “paid-in-full” (Continued)</p>	<p>Ensure that the original subordination document was marked paid-in-full and returned.</p> <p>The final column of the report indicates the date the subordination was paid-in-full.</p>
<p>4: Monitor applications for Subordination</p>	<p>From Farm Loan Programs Data Mart, FLP Direct Reports, select “Subordination Request Report”. From the Subordination Request Report selection page, create the report for subordination requests with no disposition. Select the following and CLICK “Apply”.</p> <ul style="list-style-type: none"> • State • District • “Status” – Not Completed • “Security Type”, “All” • “From” and “To” – Select current FY and date Type of “Request Date”. <p>Then select the report format preferred.</p> <p>Review borrower files for subordination requests with no disposition.</p> <p>Discuss with Service Center staff the processing of subordination request.</p>

--*

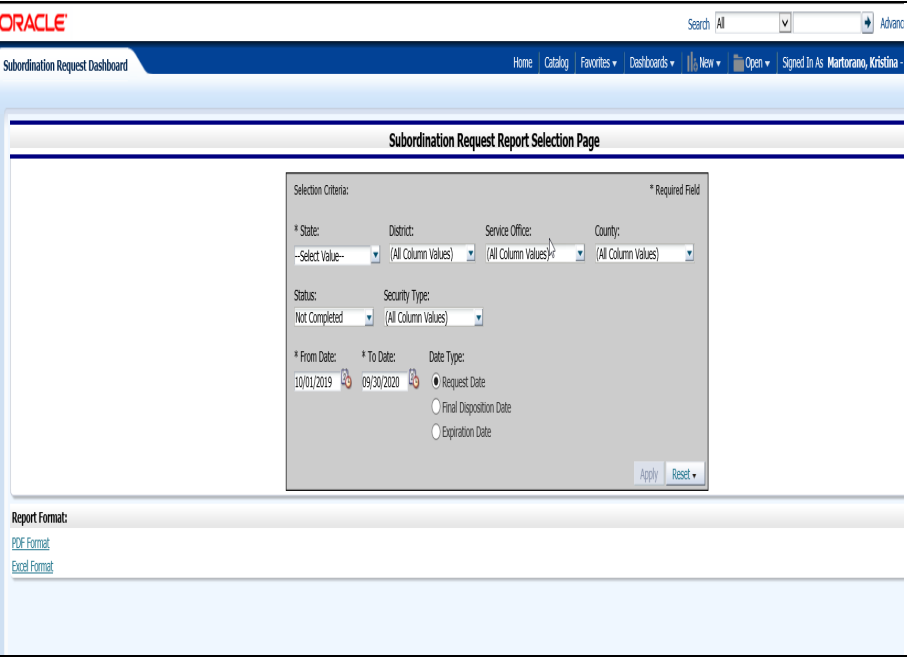
DD FLP Oversight Review User Guide (Continued)

F Part C: Annual Reviews (Continued)

1 Direct Loan Servicing (Continued)

B Subordinations (Continued)

*--

Question	Source
4: Monitor applications for Subordination (Continued)	 <p>The screenshot shows the Oracle Subordination Request Report Selection Page. It includes a search bar at the top right, a navigation menu with 'Home', 'Catalog', 'Favorites', 'Dashboards', 'New', and 'Open', and a user profile 'Signed In As Martorano, Kristina'. The main content area is titled 'Subordination Request Report Selection Page' and contains a 'Selection Criteria' form with fields for State, District, Service Office, County, Status, Security Type, From Date, To Date, and Date Type. Below the form are 'Apply' and 'Reset' buttons, and a 'Report Format' section with links for 'PDF Format' and 'Excel Format'.</p>

C Chattel Security Accounting

Review a sample of 5 borrower accounts; review all if less than 5. Review more files if deficiencies are found. Information sources include the following:

- borrower case file
- FBP
- discussion with Service Center officials
- Borrower Financing Statement Report
- Farm Visit Workflow Report
- Status of Farm Loan Programs (Report Code540) Report.

Question	Source
1: Borrower Name	Select 5 chattel-secured borrowers at random from the Farm Loan Programs Data Mart, Direct Loan Servicing/Routine Servicing, Status of Farm Loan Programs (Report Code 540) Report.

--*

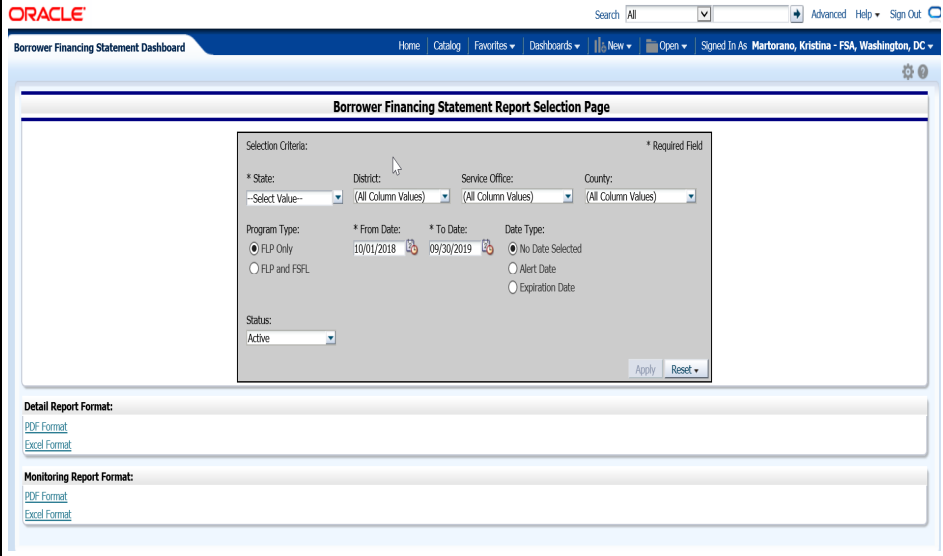
DD FLP Oversight Review User Guide (Continued)

F Part C: Annual Reviews (Continued)

1 Direct Loan Servicing (Continued)

C Chattel Security Accounting (Continued)

*--

Question	Source
<p>2: UCC filings have been properly continued or amended as applicable and the management system has been updated for correct follow-up date</p>	<p>From the Farm Loan Programs Data Mart, FLP Direct Reports, Routine Servicing Reports, select “Borrower Financing Statement Report”. From the Borrower Financing Statement Report Screen, create the report for the Service Center. To create a report, select the following and CLICK “Apply”.</p> <ul style="list-style-type: none"> • State • District • Service Center • “Date”, “From” and “To”, desired range and CLICK “Expiration Date” radio button • CLICK “Monitoring Report” format button.  <p>Review report to assure Service Center is timely continuing borrower Financing Statement.</p>

--*

DD FLP Oversight Review User Guide (Continued)

F Part C: Annual Reviews (Continued)

1 Direct Loan Servicing (Continued)

C Chattel Security Accounting (Continued)

Question	Source																																												
<p>2: UCC filings have been properly continued or amended as applicable and the management system has been updated for correct follow-up date (Continued)</p>	<p>Review the resulting Borrower Financing Statement Detail Report to see if the borrower select has:</p> <ul style="list-style-type: none"> • financing statements that are in need of continuation • expired financing statements • followup dates (displayed on the screen as “Alert Date”) listed for the next action on the financing statement. <p>Report will indicate the last filing/continuation date and the next expiration date.</p> <div style="border: 1px solid black; padding: 5px; margin-top: 10px;"> <p style="text-align: center;">UNITED STATES DEPARTMENT OF AGRICULTURE FARM SERVICE AGENCY DIRECT LOAN SERVICING Borrower Financing Statement Detail Report</p> <p>Status: All Date: 08/15/2014 District: All Districts Service Office: - County: All Counties No Date Selected</p> <table border="1" style="width: 100%; border-collapse: collapse;"> <thead> <tr> <th>FLP Mail Code</th> <th>Servicing Office</th> <th>Borrower Name</th> <th>Case Nbr</th> <th>Security Instrument</th> <th>Filing Number</th> <th>Filing Date</th> <th>Filed Where</th> <th>Sec Instr Type</th> <th>Alert Date</th> <th>Expiration Date</th> </tr> </thead> <tbody> <tr> <td></td> <td></td> <td></td> <td>L</td> <td>Original</td> <td>06-0718251</td> <td>08/15/2008</td> <td>01-000</td> <td>CFS</td> <td>02/15/2016</td> <td>08/15/2016</td> </tr> <tr> <td></td> <td></td> <td></td> <td>L</td> <td>Continuation</td> <td>06-0718251</td> <td>08/02/2011</td> <td>01-000</td> <td>CFS</td> <td>02/02/2016</td> <td>08/02/2016</td> </tr> <tr> <td></td> <td></td> <td></td> <td></td> <td>Original</td> <td>11-0355381</td> <td>08/02/2011</td> <td>01-000</td> <td>CFS</td> <td>02/02/2016</td> <td>08/02/2016</td> </tr> </tbody> </table> <p>SECURITY INSTRUMENT TYPE: UCC - Uniform Commercial Code CFS - Centralized Filing System EFS - Effective Filing System FFS - Fixture Filing System MVL - Motor Vehicle Lien INI - In-Line Financing Statement</p> </div>	FLP Mail Code	Servicing Office	Borrower Name	Case Nbr	Security Instrument	Filing Number	Filing Date	Filed Where	Sec Instr Type	Alert Date	Expiration Date				L	Original	06-0718251	08/15/2008	01-000	CFS	02/15/2016	08/15/2016				L	Continuation	06-0718251	08/02/2011	01-000	CFS	02/02/2016	08/02/2016					Original	11-0355381	08/02/2011	01-000	CFS	02/02/2016	08/02/2016
FLP Mail Code	Servicing Office	Borrower Name	Case Nbr	Security Instrument	Filing Number	Filing Date	Filed Where	Sec Instr Type	Alert Date	Expiration Date																																			
			L	Original	06-0718251	08/15/2008	01-000	CFS	02/15/2016	08/15/2016																																			
			L	Continuation	06-0718251	08/02/2011	01-000	CFS	02/02/2016	08/02/2016																																			
				Original	11-0355381	08/02/2011	01-000	CFS	02/02/2016	08/02/2016																																			

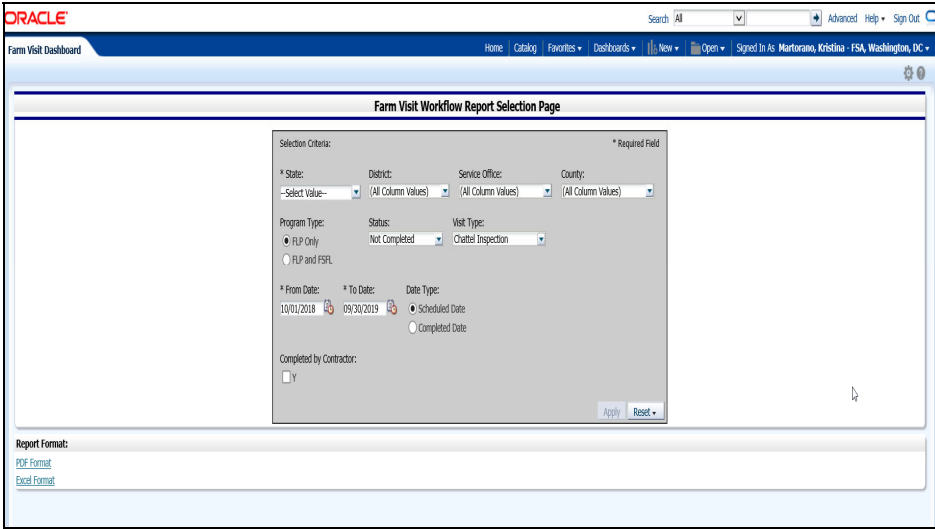
DD FLP Oversight Review User Guide (Continued)

F Part C: Annual Reviews (Continued)

1 Direct Loan Servicing (Continued)

C Chattel Security Accounting (Continued)

*--

Question	Source
<p>3: Annual inspections of chattels are completed as required</p>	<p>From the Farm Loan Programs Data Mart, FLP Direct Reports, select “Farm Visit Workflow Report”. From the Farm Visit Workflow Report Screen, create the report for chattel inspections to determine if chattel security has been inspected this year. To create the report for chattel inspections only, select the following and CLICK “Apply”.</p> <ul style="list-style-type: none"> • State • District • Service Center • “Status”, “All” • “Visit Type”, “Chattel Inspection” • “Date”, “From” and “To”, select desired range and CLICK “Scheduled Date” radio button. <p>Then select the report format preferred.</p> 

--*

DD FLP Oversight Review User Guide (Continued)

F Part C: Annual Reviews (Continued)

1 Direct Loan Servicing (Continued)

C Chattel Security Accounting (Continued)

Question	Source
3: Annual inspections of chattels are completed as required (Continued)	The Chattel Inspection Report will indicate date of completed or scheduled inspections, based on selection made on the Farm Visit Workflow Report Screen. Discuss with Service Center the plan for ensuring chattel security is accounted for on inspections that have not been completed.

DD FLP Oversight Review User Guide (Continued)

F Part C: Annual Reviews (Continued)

1 Direct Loan Servicing (Continued)

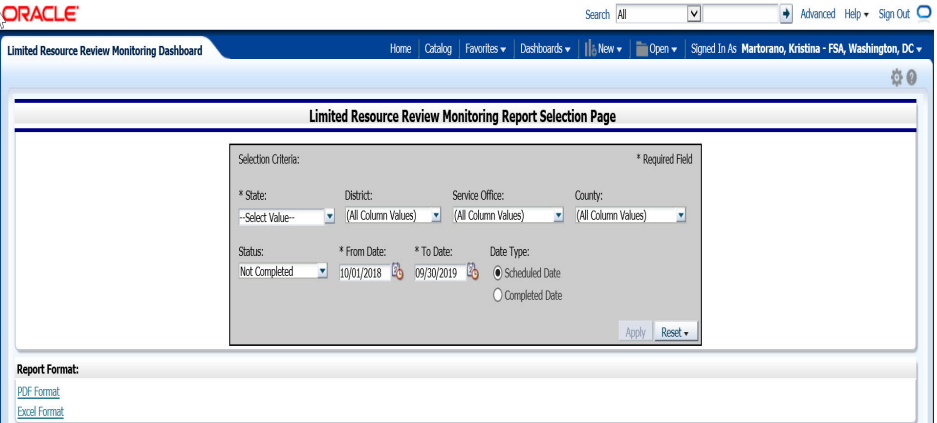
D Limited Resource Reviews

Review 5 limited resource borrower accounts; review all if there are less than 5.

Information sources include the following:

- 4-FLP, Part 3
- borrower case file
- * * * Limited Resource Review Monitoring Report
- documentation, discussion with Service Center officials.

*--

Question	Source
<p>1: Borrower Name</p>	<p>From the Farm Loan Programs Data Mart, FLP Direct Reports, select “Limited Resource Review Monitoring Report”. From the Limited Resource Review Monitoring Report Screen, create the report for all completed reviews. Report options can be changed to provide “Completed” or “Not Completed” reviews.</p> 

--*

DD FLP Oversight Review User Guide (Continued)

F Part C: Annual Reviews (Continued)

1 Direct Loan Servicing (Continued)

D Limited Resource Reviews (Continued)

Question	Source																																												
<p>2: Analysis is completed and continued need for LR rates is documented *--in FBP--*</p>	<p>Using the Limited Resource Review Monitoring Report, view all reviews that were completed or not completed during FY. After creating the report for “Completed” reviews, create a second report for reviews “Not Completed”.</p> <p>Discuss with Service Center any reviews that have not been completed.</p> <p>Examine borrower case files to ensure that analysis documentation and limited resource rate determination has been made as part of all limited resource rate reviews.</p> <p>Review 4-FLP, Part 3 and discuss with Service Center if there are issues with their determination.</p> <div data-bbox="545 1031 1468 1476" style="border: 1px solid black; padding: 5px;"> <p style="text-align: right;">Page 1 07/17/2013 03:43 PM</p> <p style="text-align: center;">UNITED STATES DEPARTMENT OF AGRICULTURE FARM SERVICE AGENCY DIRECT LOAN SERVICING Limited Resource Review Monitoring Report</p> <p>Status: Not Completed State: District: All Districts Service Office: All Servicing Offices County: All Counties Scheduled Date: 10/01/2012 - 09/30/2013</p> <table border="1" style="width: 100%; border-collapse: collapse;"> <thead> <tr> <th colspan="2">FLP</th> <th colspan="2">Date Loan</th> <th>Current Interest</th> <th>Scheduled</th> <th>Effective</th> <th>Completed</th> </tr> <tr> <th>Mail Code</th> <th>Src Office</th> <th>Borrower Name</th> <th>Case Nbr</th> <th>Ln No</th> <th>Closed</th> <th>Loan Amount</th> <th>Rate</th> <th>Flags</th> <th>Date</th> <th>Date</th> <th>Date</th> </tr> </thead> <tbody> <tr> <td></td> <td></td> <td>Y</td> <td>8</td> <td></td> <td></td> <td></td> <td></td> <td></td> <td>06/22/2013</td> <td></td> <td></td> </tr> <tr> <td></td> <td></td> <td>Y</td> <td>4</td> <td></td> <td></td> <td></td> <td></td> <td>PLS</td> <td>09/20/2013</td> <td></td> <td></td> </tr> </tbody> </table> </div>	FLP		Date Loan		Current Interest	Scheduled	Effective	Completed	Mail Code	Src Office	Borrower Name	Case Nbr	Ln No	Closed	Loan Amount	Rate	Flags	Date	Date	Date			Y	8						06/22/2013					Y	4					PLS	09/20/2013		
FLP		Date Loan		Current Interest	Scheduled	Effective	Completed																																						
Mail Code	Src Office	Borrower Name	Case Nbr	Ln No	Closed	Loan Amount	Rate	Flags	Date	Date	Date																																		
		Y	8						06/22/2013																																				
		Y	4					PLS	09/20/2013																																				

DD FLP Oversight Review User Guide (Continued)

F Part C: Annual Reviews (Continued)

2 Program Delivery

A Supervised Bank Accounts

Review all borrower files with supervised bank accounts. Information resources include the following:

- *--FBP--*
- discussion with the Service Center
- FSA-2140
- FSA-2142
- notices.

Note: SBA is an approved abbreviation in 1-CM, Exhibit 102 that stands for “Small Business Administration”; however, because of software programming, SBA in the following table stands for “Supervised Bank Accounts”.

Question	Source
1: Borrower Name	FSA-2142.
2: The need for an SBA is documented by FLM/FLO	Borrower case file running record and FBP credit presentation.
3: Borrower has consented to continued use of the SBA	1-FLP, subparagraph 101 B and FSA-2140.
4: DD or State Office has documented concurrence or non-concurrence with the use of an SBA and the reasons for concurrence or non-concurrence *--in FBP--*	1-FLP, subparagraph 101 C and DD *--documentation in FBP.--*

DD FLP Oversight Review User Guide (Continued)

F Part C: Annual Reviews (Continued)

2 Program Delivery (Continued)

B Program Promotion

Meet with 2 to 4 randomly selected borrowers and/or guaranteed lenders to ascertain the quality of program delivery in the Service Center.

Question	Source
1: Met with 2-4 randomly selected borrowers and/or guaranteed lenders to ascertain the quality of program delivery in the Service Center.	Discussion with borrowers and/or *--lenders. FBP documentation--* required.

DD FLP Oversight Review User Guide (Continued)

G Part D: Additional Reviews

Note: This section is **mandatory** for all Service Centers that had **FLPRA** or **COR** reviews.

1 “Farm Loan Program Risk Assessment (FLPRA) Reviews”

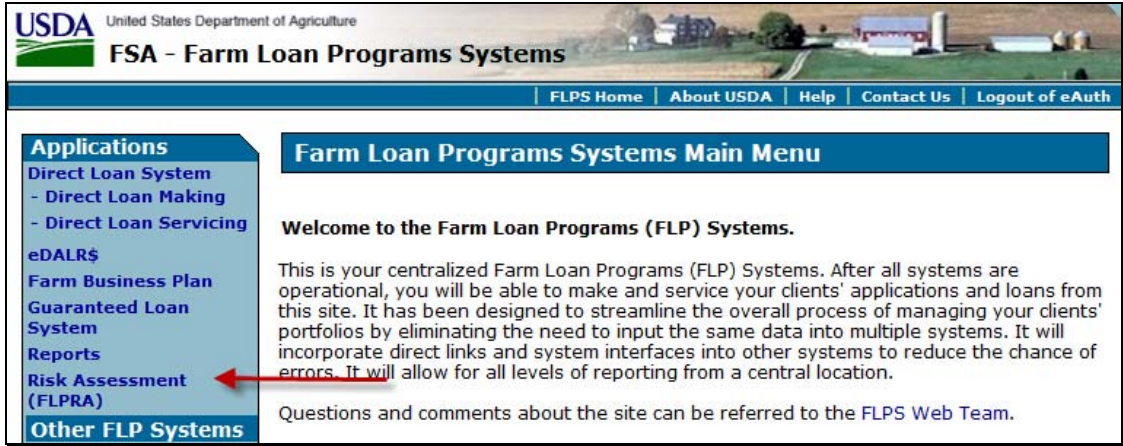
Mandatory to be completed within **1st quarter following the FLPRA review.**

Question	Source
1: Date of FLPRA Review by State Office	All review scores are entered in the FLPRA database along with the review date.
2: Date findings were discussed with FLP staff	This date may or may not be the review date entered in FLPRA database. Check with the Service Center or State Office for this date if not present when discussed.

DD should be a part of the State FLPRA process for Service Centers they oversee by:

- being present when reviews are conducted and the findings are discussed with the FLP office
- annually reviewing FLPRA scores to be aware of the risk and potential risk of these offices.

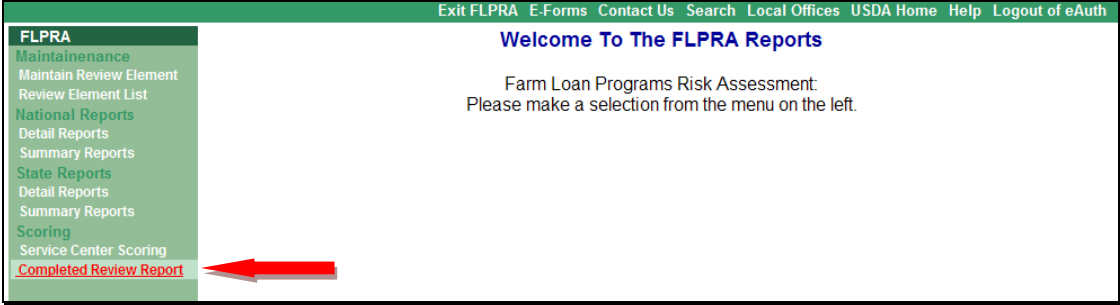
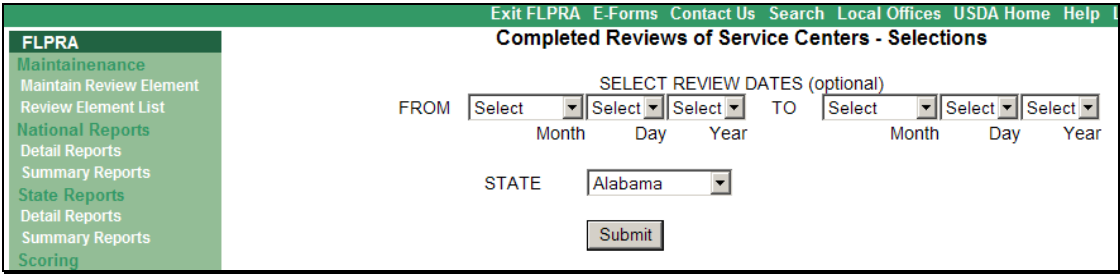
Follow these steps to access Service Center FLPRA scores.

Step	Action
1	<p>From the Farm Loan Programs Systems Main Menu, under “Applications”, CLICK “Risk Assessment FLPRA”.</p>  <p>The screenshot shows the 'FSA - Farm Loan Programs Systems' main menu. On the left, there is a vertical navigation menu with the following items: Applications, Direct Loan System (with sub-items: Direct Loan Making, Direct Loan Servicing), eDALRS, Farm Business Plan, Guaranteed Loan System, Reports, Risk Assessment (FLPRA) (highlighted with a red arrow), and Other FLP Systems. The main content area has a blue header 'Farm Loan Programs Systems Main Menu' and a welcome message: 'Welcome to the Farm Loan Programs (FLP) Systems. This is your centralized Farm Loan Programs (FLP) Systems. After all systems are operational, you will be able to make and service your clients' applications and loans from this site. It has been designed to streamline the overall process of managing your clients' portfolios by eliminating the need to input the same data into multiple systems. It will incorporate direct links and system interfaces into other systems to reduce the chance of errors. It will allow for all levels of reporting from a central location. Questions and comments about the site can be referred to the FLPS Web Team.'</p>

DD FLP Oversight Review User Guide (Continued)

G Part D: Additional Reviews (Continued)

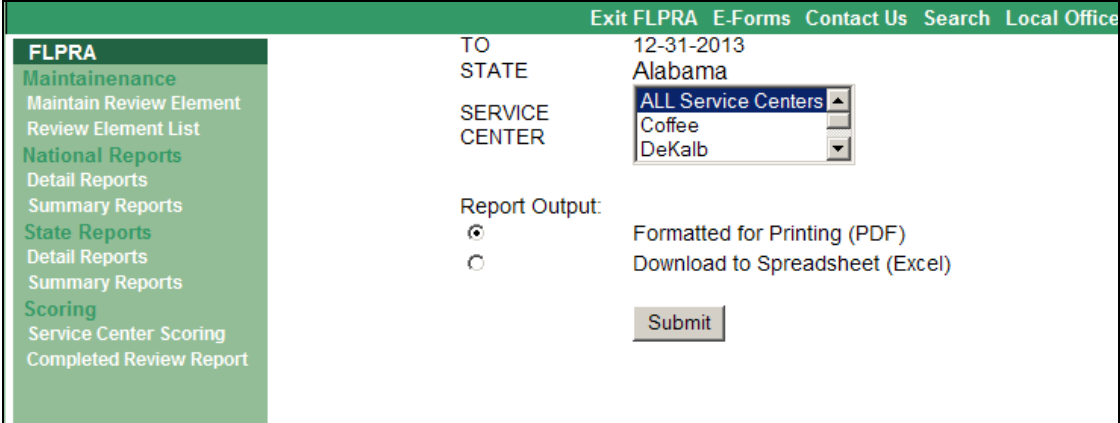
1 “Farm Loan Program Risk Assessment (FLPRA) Reviews” (Continued)

Step	Action
2	<p>The Welcome To The FLPRA Reports Screen will be displayed. Under “FLPRA”, “Scoring”, CLICK “Completed Review Report”.</p> 
3	<p>The Completed Reviews of Service Centers – Selections Screen will be displayed. Use the following and CLICK “Submit”:</p> <ul style="list-style-type: none"> • “From” and “To” drop-down lists to select dates • “State” drop-down list to select applicable State. 

DD FLP Oversight Review User Guide (Continued)

G Part D: Additional Reviews (Continued)

1 “Farm Loan Program Risk Assessment (FLPRA) Reviews” (Continued)

Step	Action							
4	<p>The following screen will be displayed. Use the following and CLICK “Submit”:</p> <ul style="list-style-type: none"> • “Service Center” drop-down list to select the office being reviewed • “Report Output” radio button to select PDF or Excel report format. 							
<p>In the following example Excel format report, the FLPRA review date is displayed.</p>								
<p>U.S. DEPARTMENT OF AGRICULTURE FSA - FARM LOAN PROGRAMS COMPLETED REVIEW OF SERVICE CENTERS PREPARED: Jan 24, 2014 10:21:02 AM</p>								
					CLASSIFICATION			
STATE	SVCG OFC CODE	SERVICE CENTER CITY	COUNTY	LAST REVIEW DATE	FI	PO	PM	CS
ZZ	1234	Any town	Any County	9/14/2009	2	2	2	2
	1234	Any town	Any county	7/23/2013	2	2	2	2

DD FLP Oversight Review User Guide (Continued)

G Part D: Additional Reviews (Continued)

Note: This section is **mandatory** for all Service Centers that had **FLPRA** or **COR** reviews.

2 “County Operations Reviews”

Mandatory to be completed within **1st quarter following the COR review.**

Question	Source
1: Date of COR Review	Check with the Service Center or State Office for the date if not present for review.
2: Date findings were discussed with FLP staff; strategy developed for correcting deficiencies and preventing further occurrences of review findings	Check with the Service Center or State Office for the date if not present when discussed.

DD should be:

- a part of the COR process for the Service Centers they oversee
- present when COR review is conducted and the findings discussed with the FLP office.

H Part E: Certification District Director Signature

Certify oversight reports by entering the following:

- DD’s signature
- DD’s name
- date signed.

Note: Oversight reports are locked when DD or proxy submit the report or after the due date, whichever comes first, and does **not** allow anyone to add, modify, or delete review information.

DD FLP Oversight Review User Guide (Continued)

I Example of Completed Oversight Report

The following is an example of a completed oversight report.

Report Print Page	Page 1 of 9					
Report Generated On: 7/22/2013						
<p style="text-align: center;">FSA 2101 U.S. Department of Agriculture Farm Service Agency</p> <p style="text-align: center;">DD FLP OVERSIGHT REPORT GUIDE First Quarter Report For Reviews Completed for the Period of 10/1/2011 through 12/31/2011. <i>(District Director should complete this review before 1/31/2012.)</i></p>						
1.STATE	2.DISTRICT NUMBER D-01	3.SERVICE CENTER 1 Service Center	4.FISCAL YEAR 2012			
Part A. Quarterly Review 1. Direct Loan Making : Review Of Direct Loan Applications						
A. Complete/Approved Application File Reviews						
<ol style="list-style-type: none"> 1. Applicant Name 2. Applicant representation is consistent within all FSA programs (Applicant has not applied for or received Agency benefits under any other name, entity or identification number) 3. Applicant was notified of receipt of complete application 4. Applicants were notified within 5 days of an eligibility determination 5. Appropriate environmental assessment completed 6. If application was held over 45 days without a loan decision, was a reason entered in DLS? 7. Credit decision (approval) was made within 60 days of receipt of complete loan application 						
(1)	(2)	(3)	(4)	(5)	(6)	(7)
	Yes	Yes	Yes	Yes	NA	Yes
	Yes	Yes	Yes	Yes	NA	Yes
	Yes	Yes	Yes	Yes	NA	Yes
	Yes	Yes	Yes	Yes	NA	Yes
	Yes	Yes	Yes	Yes	NA	Yes
Part A. Quarterly Review 1. Direct Loan Making : Review Of Direct Loan Applications						
B. Incomplete Application File Reviews						
<ol style="list-style-type: none"> 1. Applicant Name 2. Required notifications were sent to applicants within required timeframes 3. Items needed for a complete application are clearly identified in notifications 4. Applicants are notified of required due dates for items needed for complete application 						
(1)	(2)	(3)	(4)			
	Yes	Yes	Yes			
	Yes	Yes	Yes			
	Yes	Yes	Yes			
Part A. Quarterly Review 1. Direct Loan Making : Review Of Direct Loan Applications						
C. Withdrawn Application File Reviews						
<ol style="list-style-type: none"> 1. Applicant Name 2. SDA 3. Reason for the withdrawal of application is clearly documented 						

DD FLP Oversight Review User Guide (Continued)

I Example of Completed Oversight Report (Continued)

Report Print Page					Page 2 of 9		
<ol style="list-style-type: none"> 4. A complete application was received? 5. If a complete application was not received, an effort was made to obtain a complete application 6. ECOA and non-discrimination statements have been included in correspondence to applicant 							
(1)	(2)	(3)	(4)	(5)	(6)		
	Yes	Yes	No	Yes	Yes		
	Yes	Yes	No	Yes	Yes		
	Yes	Yes	No	Yes	Yes		
Part A. Quarterly Review 1. Direct Loan Making : Review Of Direct Loan Applications							
D. Rejected Application File Reviews							
<ol style="list-style-type: none"> 1. Applicant Name 2. SDA 3. Reasons for denial including applicable citations of requirements from CFR sections are clearly documented in the notification letter to the applicant 4. Appropriate review/appeal rights were included in the notification letter to the applicant according to 1-APP 5. ECOA and non-discrimination statements were included in the notification letter to the applicant according to 1-FL 							
(1)	(2)	(3)	(4)	(5)			
	No	Yes	Yes	Yes			
	No	Yes	Yes	Yes			
Part A. Quarterly Review 2. Guaranteed Loan Making : Review Of Guaranteed Loan Applications							
<ol style="list-style-type: none"> 1. Applicant Name 2. Lender Name 3. Lender Type 4. Applicant representation is consistent within all FSA programs (Applicant has not applied for or received Agency benefits under any other name, entity or identification number) 5. Lender was notified of incomplete and/or complete application within timeframes prescribed in 2-FLP 6. Eligibility of borrower and loan purposes have been evaluated; denial/withdrawal are thoroughly documented and appropriate appeal/review rights were provided 7. Processing times are within timeframes prescribed in 2-FLP for lender type 8. Appropriate environmental assessment completed 							
(1)	(2)	(3)	(4)	(5)	(6)	(7)	(8)
	Federal Land Bank	PLP	Yes	Yes	Yes	Yes	Yes
	Federal Land Bank	PLP	Yes	Yes	Yes	Yes	Yes
	. Bank	PLP	Yes	Yes	Yes	Yes	Yes
	Farm Credit	PLP	Yes	Yes	Yes	Yes	Yes
Part A. Quarterly Review 3. Direct Loan Servicing A. Delinquent Account Servicing							
I. Borrowers With Loans 90 Days Or More Past Due							
<ol style="list-style-type: none"> 1. Borrower Name 2. PLS history report indicates a PLS notice was sent within 15 calendar days of borrower's account becoming 90 da past due. 							

DD FLP Oversight Review User Guide (Continued)

I Example of Completed Oversight Report (Continued)

Report Print Page				Page 3 of 9
<ol style="list-style-type: none"> 3. Offset notice was sent at the same time as the PLS notice (required when account is in monetary default) 4. Enter anticipated resolution 5. Enter target date for resolution of delinquency 				
(1)	(2)	(3)	(4)	(5)
	Yes	Yes	5- Other: enter explanation in comments	03/31/2012
	Yes	Yes	1- Borrower to pay current: enter source of funds in comments	02/29/2012
	Yes	Yes	1- Borrower to pay current: enter source of funds in comments	01/18/2012
	Yes	Yes	5- Other: enter explanation in comments	03/30/2012
	No	NA	5- Other: enter explanation in comments	02/29/2012
Part A. Quarterly Review 3. Direct Loan Servicing A. Delinquent Account Servicing				
II. Borrowers With Loans Less Than 90 Days Past Due				
<ol style="list-style-type: none"> 1. Borrower Name 2. Delinquency can be resolved before account enters 90 days past due 3. Anticipated Resolution 4. Target Date for resolution of delinquency 				
(1)	(2)	(3)	(4)	
	Yes	Borrower to pay account current.	01/04/2012	
	Yes	Borrower to pay account current.	02/03/2012	
	Yes	Borrower to pay account current.	02/10/2012	
	No	Borrower to pay account current.	03/30/2012	
	Yes	Borrower to pay account current.	03/27/2012	
	No	Borrower to pay account current.	05/25/2012	
	Yes	Borrower to pay account current.	01/18/2012	
	Yes	Borrower to pay account current.	01/18/2012	
	Yes	Borrower to pay account current.	01/18/2012	
	No	Borrower to pay account current.	06/29/2012	
	No	Borrower to pay account current.	09/07/2012	
	Yes	Borrower to pay account current.	03/29/2012	
	Yes	Borrower to pay account current.	03/01/2012	
	Yes	Borrower to pay account current.	02/27/2012	
	Yes	Borrower to pay account current.	03/01/2012	
	Yes	Borrower to pay account current.	02/17/2012	
	No	Borrower to pay account current.	03/30/2012	
Part A. Quarterly Review 3. Direct Loan Servicing A. Delinquent Account Servicing				
III. Borrowers With Loans That May Require Attention				
<ol style="list-style-type: none"> 1. Borrower Name 2. Account Flag 				

DD FLP Oversight Review User Guide (Continued)

I Example of Completed Oversight Report (Continued)

Report Print Page		Page 4 of 9		
<p>3. Payments are being made and are current according to an approved plan or agreement</p> <p>4. Accounts are serviced according to applicable regulations and/or handbook instructions</p>				
(1)	(2)	(3)	(4)	
	SAA (Subject to Approved Adjustment)	Yes	Yes	
	SAA (Subject to Approved Adjustment)	Yes	Yes	
	SAA (Subject to Approved Adjustment)	Yes	Yes	
	BAP (Bankruptcy Action Pending)	Yes	Yes	
	ACL (Accelerated)	No	Yes	
	BAP (Bankruptcy Action Pending)	Yes	Yes	
	CAP (Court Action Pending)	No	Yes	
	ACL (Accelerated)	No	Yes	
	ACL (Accelerated)	No	Yes	
	BAP (Bankruptcy Action Pending)	Yes	Yes	
Part A. Quarterly Review 3. Direct Loan Servicing B. Payments And Collections				
<p>1. Borrower/Account Name.(If collection was not made at this service center,also add the county name where collection was made.)</p> <p>2. Payment(s) and collections are applied within prescribed time frames</p> <p>3. Payment(s) are credited to the account(s) of the correct borrower</p> <p>4. Payment(s) are applied to the borrower's loans according to 4-FLP</p> <p>5. There is a proper separation of duties among employees handling transactions</p>				
(1)	(2)	(3)	(4)	(5)
	Yes	Yes	Yes	Yes
	Yes	Yes	Yes	Yes
	Yes	Yes	Yes	Yes
	Yes	Yes	Yes	Yes
	Yes	Yes	Yes	Yes
Part A. Quarterly Review 3. Direct Loan Servicing C. Chattel Security Accounting				
<p>1. Borrower Name</p> <p>2. Dispositions and proceeds are recorded on FSA-2040</p> <p>3. Funds are released in accordance with the FBP and FSA regulations as applicable</p> <p>4. Work copy Security Agreement has been notated for any changes in collateral</p> <p>5. FLM follows up on all apparent unauthorized dispositions; using Exhibit 31 to notify borrowers in all cases and obtains adequate documentation to enable post approval where applicable</p>				
(1)	(2)	(3)	(4)	(5)
	Yes	Yes	Yes	NA
	Yes	Yes	Yes	NA
	Yes	Yes	Yes	NA

DD FLP Oversight Review User Guide (Continued)

I Example of Completed Oversight Report (Continued)

Report Print Page				Page 5 of 9
	Yes	Yes	Yes	NA
	Yes	Yes	Yes	NA
Part A. Quarterly Review 4. Program Delivery FLP Goals : From FLP goals established by the National Office for your state				
<ul style="list-style-type: none"> 1. FLP Goal 2. State Goal 3. Service Center Goal 4. FLP Staff Progress 				
(1)	(2)	(3)	(4)	
First year delinquency rate on new loans (%)	8.0	0	0	
Direct loan processing time (Days)	30	0	0	
Guaranteed loan processing time (Days)	12	0	0	
Lending to beginning farmers and ranchers (%)	27.60	0	0	
Lending to SDA farmers and ranchers (%)	31.90	0	0	
Direct loan delinquency rate (%)	8.50	0	0	
Guaranteed loan delinquency rate (%)	2.00	0	0	
Primary loan servicing processing time (%)	60	0	0	
Part D. ADDITIONAL REVIEWS (Mandatory to be completed within first quarter following the review)				
1. Farm Loan Program Risk Assessment (FLPRA) Reviews				
<input checked="" type="checkbox"/> This Review Area is not applicable for this reporting period				
<ul style="list-style-type: none"> 1. Date of FLPRA Review by State Office 2. Date findings were discussed with FLP staff 				
There are no files to review.				
Part D. ADDITIONAL REVIEWS (Mandatory to be completed within first quarter following the review)				
2. County Operations Reviews (COR)				
<input checked="" type="checkbox"/> This Review Area is not applicable for this reporting period				
<ul style="list-style-type: none"> 1. Date of COR Review 2. Date findings were discussed with FLP staff 				
There are no files to review.				
Part E. CERTIFICATION District Director Signature				
<ul style="list-style-type: none"> 1. District Director Signature 2. Name of District Director 3. Date 				
(1)	(2)	(3)		
	I -	01/30/2012		

DD FLP Oversight Review User Guide (Continued)

I Example of Completed Oversight Report (Continued)

Report Generated On: 7/22/2013			
Comments and Action Items Report			
First Quarter Report			
1.STATE	2.DISTRICT NUMBER D-01	3.SERVICE CENTER Service Center	4.FISCAL YEAR 2012
Quarterly Review ▶ Direct Loan Making ▶ Review Of Direct Loan Applications ▶ Withdrawn Application File Reviews ▶ (Record)			
Comment 2nd letter should have been dated and mailed on 11/22. Actually dated 11/23. 1st letter dated 11/02.			
Quarterly Review ▶ Direct Loan Making ▶ Review Of Direct Loan Applications ▶ Withdrawn Application File Reviews ▶ A Complete Application Was Received? (Review Item)			
Response No			
Comment Application withdrawn.			
Quarterly Review ▶ Direct Loan Making ▶ Review Of Direct Loan Applications ▶ Withdrawn Application File Reviews ▶ A Complete Application Was Received? (Review Item)			
Response No			
Comment Complete Application was not received.			
Quarterly Review ▶ Direct Loan Making ▶ Review Of Direct Loan Applications ▶ Withdrawn Application File Reviews ▶ (Record)			
Comment Applicant is now working on a new application.			
Quarterly Review ▶ Direct Loan Making ▶ Review Of Direct Loan Applications ▶ Withdrawn Application File Reviews ▶ A Complete Application Was Received? (Review Item)			
Response No			
Comment Applicant did not provide all requested information.			
Quarterly Review ▶ Direct Loan Servicing ▶ Delinquent Account Servicing ▶ Borrowers With Loans 9 Days Or More Past Due ▶ Enter Anticipated Resolution (Review Item)			
Response 5- Other: enter explanation in comments			
Comment Borrower will not return calls. Field visit planned.			
Quarterly Review ▶ Direct Loan Servicing ▶ Delinquent Account Servicing ▶ Borrowers With Loans 9 Days Or More Past Due ▶ (Record)			
Comment			

DD FLP Oversight Review User Guide (Continued)

I Example of Completed Oversight Report (Continued)

Report Print Page	Page 7 of 9
Borrower waiting on sales of wheat crop stored in grain bin. Borrower should pay current.	
Quarterly Review ▶ Direct Loan Servicing ▶ Delinquent Account Servicing ▶ Borrowers With Loans 9 Days Or More Past Due ▶ (Record)	
Comment Paid current at time of review.	
Quarterly Review ▶ Direct Loan Servicing ▶ Delinquent Account Servicing ▶ Borrowers With Loans 9 Days Or More Past Due ▶ Enter Anticipated Resolution (Review Item)	
Response 5- Other: enter explanation in comments	
Comment Borrower may request restructuring.	
Quarterly Review ▶ Direct Loan Servicing ▶ Delinquent Account Servicing ▶ Borrowers With Loans 9 Days Or More Past Due ▶ PLS History Report Indicates A PLS Notice Was Sent Within 1 Calendar Days Of Borrower's Account Becoming 90 Days Past Due. (Review Item)	
Response No	
Comment Payment recieved prior to past due. \$40.00,UCC 1 filing fee to SOS. This is a no-monitary default. FLM is processing a request to STO stating that this is non-recoverable.	
Quarterly Review ▶ Direct Loan Servicing ▶ Delinquent Account Servicing ▶ Borrowers With Loans 9 Days Or More Past Due ▶ Enter Anticipated Resolution (Review Item)	
Response 5- Other: enter explanation in comments	
Comment Applicant paid loan off. UCC 1 filing fee of 40.00 is owed due to filing with SOS taking place prior to payoff of loan. Applica has been notified of payment due.	
Quarterly Review ▶ Direct Loan Servicing ▶ Delinquent Account Servicing ▶ Borrowers With Loans Less Than 90 Days Past Due ▶ Anticipated Resolution (Review Item)	
Response Borrower to pay account current.	
Comment Paid Current	
Quarterly Review ▶ Direct Loan Servicing ▶ Delinquent Account Servicing ▶ Borrowers With Loans Less Than 90 Days Past Due ▶ Delinquency Can Be Resolved Before Account Enters 90 Days Past Due (Review Item)	
Response No	
Comment Borrower pays late.	
Quarterly Review ▶ Direct Loan Servicing ▶ Delinquent Account Servicing ▶ Borrowers With Loans Less Than 90 Days Past Due ▶ Delinquency Can Be Resolved Before Account Enters 90 Days Past Due (Review Item)	

DD FLP Oversight Review User Guide (Continued)

I Example of Completed Oversight Report (Continued)

Report Print Page	Page 8 of 9
Response No	
Comment Borrower pays late	
Quarterly Review ▶ Direct Loan Servicing ▶ Delinquent Account Servicing ▶ Borrowers With Loans Less Than 90 Days Past Due ▶	▶ Anticipated Resolution (Review Item)
Response Borrower to pay account current.	
Comment Paid Current	
Quarterly Review ▶ Direct Loan Servicing ▶ Delinquent Account Servicing ▶ Borrowers With Loans Less Than 90 Days Past Due ▶	▶ Anticipated Resolution (Review Item)
Response Borrower to pay account current.	
Comment Paid Current	
Quarterly Review ▶ Direct Loan Servicing ▶ Delinquent Account Servicing ▶ Borrowers With Loans Less Than 90 Days Past Due ▶	▶ Anticipated Resolution (Review Item)
Response Borrower to pay account current.	
Comment Paid Current	
Quarterly Review ▶ Direct Loan Servicing ▶ Delinquent Account Servicing ▶ Borrowers With Loans Less Than 90 Days Past Due ▶	▶ Delinquency Can Be Resolved Before Account Enters 90 Days Past Due (Review Item)
Response No	
Comment Borrower always pays late. FLO will follow up.	
Quarterly Review ▶ Direct Loan Servicing ▶ Delinquent Account Servicing ▶ Borrowers With Loans Less Than 90 Days Past Due ▶	▶ Delinquency Can Be Resolved Before Account Enters 90 Days Past Due (Review Item)
Response No	
Comment Borrower always pays late. Last year offset gov. travel.	
Quarterly Review ▶ Direct Loan Servicing ▶ Delinquent Account Servicing ▶ Borrowers With Loans Less Than 90 Days Past Due ▶	▶ Delinquency Can Be Resolved Before Account Enters 90 Days Past Due (Review Item)
Response No	
Comment	

DD FLP Oversight Review User Guide (Continued)

I Example of Completed Oversight Report (Continued)

Report Print Page	Page 9 of 9
FLO to follow up with borrower.	
Quarterly Review ▶ Direct Loan Servicing ▶ Delinquent Account Servicing ▶ Borrowers With Loans That May Require Attention ▶ _____ (Record)	
Comment Graham indicated payment had been mailed.	
Quarterly Review ▶ Direct Loan Servicing ▶ Delinquent Account Servicing ▶ Borrowers With Loans That May Require Attention ▶ _____ ▶ Payments Are Being Made And Are Current According To An Approved Plan Or Agreement (Review Item)	
Response No	
Comment OIG conducting review.	
Quarterly Review ▶ Direct Loan Servicing ▶ Delinquent Account Servicing ▶ Borrowers With Loans That May Require Attention ▶ _____ ▶ Payments Are Being Made And Are Current According To An Approved Plan Or Agreement (Review Item)	
Response No	
Comment Case referred to WDC.	
Quarterly Review ▶ Direct Loan Servicing ▶ Delinquent Account Servicing ▶ Borrowers With Loans That May Require Attention ▶ _____ ▶ Payments Are Being Made And Are Current According To An Approved Plan Or Agreement (Review Item)	
Response No	
Comment Collection actions underway. Cattle to be picked up.	
Quarterly Review ▶ Direct Loan Servicing ▶ Delinquent Account Servicing ▶ Borrowers With Loans That May Require Attention ▶ _____ ▶ Payments Are Being Made And Are Current According To An Approved Plan Or Agreement (Review Item)	
Response No	
Comment Collection actions underway. Cattle to be picked up and sold.	
Quarterly Review ▶ Direct Loan Servicing ▶ Delinquent Account Servicing ▶ Borrowers With Loans That May Require Attention ▶ _____ (Record)	
Comment In process liquidating security.	

***--Simplified Farm Real Estate SOW**

Background

The Farm Service Agency (FSA), an agency of the U. S. Department of Agriculture (USDA), makes and services loans secured by real estate. FSA needs appraisal reports to complete various direct loan making and loan servicing responsibilities. The Statement of Work (SOW) addresses FSA's requirements for farm/ranch, other than residential, real estate appraisal services.

Objective and Work Requirements

FSA intends for the Vendor to perform a real estate appraisal and to provide appraisal reports in a PDF version to FSA by the specified date. Timely delivery of the appraisal report is critical to the success of FSA's meeting its mission and providing loan assistance to farmers. The real properties with any described fixtures and chattels are to be appraised on any format allowed by Uniform Standards of Professional Appraisal Practices (USPAP). All appraisals must meet current USPAP's standards as of the effective date of the appraisal.

Scope

The purpose of this SOW is for FSA to obtain a market value as defined in 12 CFR 34.42 (h). The appraisal shall be completed in accordance with USPAP and any other appraisal assignment conditions provided by FSA.

Period of Performance

Typically, the period of performance is 30 calendar days from the date of the engagement letter or the purchase order unless otherwise specified. The appraiser should realistically estimate the timeframe to complete the appraisal assignment. The appraisal report must be received by the requesting office described in the engagement letter and/or purchase order. A request for an extension of the delivery date must include the reason for the extension and the timeframe that the appraisal report will be completed. Requests for an extension can be submitted via e-mail to the Appraisal Point of Contact (APOC) or the Contracting Officer (CO), if a purchase order was issued, as described in the work order. Written authorization for the extension or modification will be an e-mail response from the Agency.

Exceptions to Work Requirements

Any exceptions to the assignment conditions must be submitted in writing to the APOC or the CO. The APOC or the CO will respond to the request in writing.--*

*--Simplified Farm Real Estate SOW (Continued)

FSA's Appraisal Requirements

Item	Information Element	FSA Appraisal Requirement Content Description
1	Client	The Client will be the Farm Service Agency (FSA) as designated on the appraisal order or Letter of Engagement (LOE).
2	Intended User(s)	The Intended User(s) will be the FSA and others as listed by the Client on the appraisal order or LOE. Do not include the borrower or property owner as an Intended User.
3	Intended Use	Loan making or servicing as set forth in the engagement letter.
4	Appraisal Report	FSA appraisals must be reported under the appraisal report option.
5	Purpose	Purpose is to develop an opinion of market value.
6	Market Value	Definition and source of "Market Value" to be used in FSA appraisal is 12 CFR 34.42 (f)
7	Hypothetical Conditions and Extraordinary Assumptions	State all extraordinary assumptions and hypothetical conditions and that their use might have affected the assignment results and obtain prior written approval before including any additional extraordinary assumptions or hypothetical conditions not already called for in the letter of engagement.
8	Estate Appraised	Fee simple estate subject to any actual or assumed (client specified) interests that are reflected in the valuation
9	Scope of Work	State the research and analyses conducted in the appraisal report. It is the Vendor's responsibility to insure the appraisal's scope of work is adequate to develop credible assignment results. Physical inspections of both the Subject property and Comparable Sales are required unless APOC has provided written exception.
10	Subject Property	Identify and summarize the characteristics of the property that are relevant to the type and definition of value and intended use of the appraisal, including its physical, legal, and economic attributes along with any known easements, restrictions, encumbrances, leases, reservations, covenants, etc. The report shall include the following subject information: <ul style="list-style-type: none"> • soil, tax, aerial, topography and flood maps • photos of the subject building(s) and land. • property zoning and permitted land uses. • considerations of minerals & timber and their influence of value.
11	Location	Identify neighborhood and regional boundaries and provide a summary of the social, economic, government, and environmental considerations that impact on the subject property.
12	Highest and Best Use (HBU)	Summarize and support the rationale for the subject property as vacant and as improved. Land and improvements must be valued with the "consistent use" theory.

--*

***--Simplified Farm Real Estate SOW (Continued)**

FSA's Appraisal Requirements (Continued)

Item	Information Element	FSA Appraisal Requirement Content Description
13	Comparable Sale Data and Analysis	<p>Sales selected for direct comparison to the subject should have similar physical and economic characteristics; highest and best use; meet the market value definition. The appraisal should also include the following:</p> <p>Aerial map outlining the sales boundaries and photos including of primary building improvements.</p> <p>Allocation of the sale price amongst land and all buildings with contributory value.</p> <p>Identify the comparable land classes/acreages and land class ratios in markets sensitive to NRCS land classifications.</p> <p>Allocation of comparable building value for buildings contributing value. Replacement value, actual age, effective age, total economic life, remaining economic life and building contributory value should be given.</p> <p>Depreciation analysis for physical, functional and external obsolescence needs to be considered in the appraisal report.</p> <p>The Subject property pending sale shall not be used as a comparable sale.</p>
14	Contracts for Production, Marketing or other Similar Agreements	<p>Summarize market / production contracts, marketing plans, or other similar documents for the subject and sales. Base pay projections should be used for livestock projections to avoid the valuation of management. A copy of the actual contract should be attached in the addenda of the report, if in place, or a letter of intent from the integrator, if not. Sales with similar contracts should be used to value the subject when a market/production contract is in place, or will be in place.</p>
15	Location Map	<p>Location map shall easily locate subject and sales.</p>
16	Value Approaches	<p>All three approaches to value shall be considered and used when necessary for credible assignment results. When a particular valuation approach is not developed, the appraisal report must explain why the excluded approach was not necessary for credible results.</p>

--*

***--Simplified Farm Real Estate SOW (Continued)**

FSA's Appraisal Requirements (Continued)

Item	Information Element	FSA Appraisal Requirement Content Description
17	Sales Comparison Approach	<p>A minimum of three (3) comparable sales (not listings) are required for direct comparison while additional sales are customarily provided when the sales provide a wide range of unadjusted unit values.</p> <ul style="list-style-type: none"> • Quantitative adjustments should be made for transactional elements of comparison and for differences in land and buildings. • Summarize the information analyzed, the appraisal methods and techniques employed, and reasoning that supports the analyses, opinions, and conclusions.
18	Cost Approach	Summarize comparable sales used to estimate the value of the subject site in a table format. Depreciation estimates for the subject should be based on market derived depreciation estimates of the comparable sales analyzed.
19	Income Approach	When the direct capitalization method is used, the appraisal should show how the cap rates from the comparable sales were derived, gross income, operating expenses, and net income. The appraisal should provide analysis/discussions how the rent levels, capitalization rates/ discounted cash flow rates for the subject property was selected along with its gross income, operating expenses and net income levels.
20	Reconciliation	Reconcile the quality and quantity of data within the approaches used and reconcile the applicability and relevance of the approaches, methods and techniques used to arrive at the value conclusion
21	RMP	Appraisal shall employ those recognized techniques for rural property valuation as exemplified and promulgated through professional appraisal organizations. .
22	*If required by APOC, other appraisal assignment conditions may also be required	FSA Appraisal Guidelines for Dairy, Hog, Poultry, Timber and/or other appraisal assignment conditions may also be required. These conditions will be attached to the letter of engagement if required.

--*

***--Simplified Farm Real Estate SOW (Continued)**

Agency Statement of Work Contact Information

The following FSA employee(s) are the authorized agency official that is the APOC or the CO to assist the vendor on acquisition process, the SOW terms and requirements and can provide information to an appraiser that would like to be added to the FSA Appraiser Vendor registry.

Name:

Address:

Phone:

FAX:

Acceptance Criteria

Delivery of the appraisal report will include a properly executed invoice. Invoice for payment will be processed when the appraisal is determined acceptable by FSA. An acceptable product will include:

1. Appraisal report must be delivered by the completion date stated on the engagement letter and/or work order (plus any extension of time granted by FSA).
2. Appraisal report is completed in accordance with current USPAP requirements and meets the work requirements of this SOW that are applicable and any other requirements for a specific property which will be found in the engagement letter and/or work order for each appraisal order.
3. An administrative appraisal review or a technical appraisal review accepts the appraisal report by FSA. If the administrative appraisal review indicates that the appraisal report may not be acceptable, FSA will request a technical appraisal review. If the FSA Review Appraiser requires additional information to support the adjustments, explanation of the process, or SOW requirements must be met, the invoice approval and payment of the appraisal fee will be held until the appraisal is found acceptable to FSA.

The request for additional information will provide a specific timeframe for the information to be delivered and the criteria for the updated material to be added to the appraisal report. Typically, the timeframe to update the appraisal is 7 calendar days or as specified by the request letter. If the appraiser determines that a completed appraisal report will need to be reissued, the contract appraiser will need to have approval from the APOC or the CO.

The appraisal report must be delivered by the completion date stated on the engagement letter or work order or as provided by an extension granted by FSA.--*

***--Simplified Farm Real Estate SOW (Continued)**

Invoicing

Invoice Information

A properly executed invoice for payment will be submitted to the APOC or the CO as directed in the engagement letter or work order. The invoice will include the appraiser's name, address, invoice number, DUNS number, name of the applicant/borrower as identified in the engagement letter or work order, county/borough/parish/city name that the appraisal was completed in and the amount.

Invoice Approval

The invoice will be processed for payment when the appraisal is determined acceptable by FSA. If the appraisal is not acceptable, the appraisal fee will be held until the appraisal is found to be acceptable to FSA.

Final Payment

Federal Acquisition Regulations provide the U.S. Government 10 business days from receipt date of the appraisal to determine if the appraisal is acceptable. The invoice will be processed for payment within 30 calendar days or less from the date the appraisal was accepted. The appraiser will be notified in writing if the appraisal is unacceptable and at the discretion of the Government will be requested to make changes to the appraisal report in order to meet FSA SOW requirements. An unacceptable appraisal will be considered as in default and at the discretion of the Government the micro purchase/purchase order may be terminated.

The USDA procurement procedures require that ALL vendors be paid using Electronic Funds Transfer (EFT) system. The Debt Collection Improvement Act (DCIA) of 1996 requires that federal payments of invoices for goods and services received to be paid by EFT. Therefore, each vendor must be registered in the System for Award Management (SAM) that is available at **www.sam.gov**. The vendor will be required to update the SAM data annually. FSA cannot update a vendor's information in SAM. For guidance on updating the SAM please see the help links on the SAM web site.

FSA will only be able to process the invoice when the appraisal is determined acceptable and the appraiser is properly registered in SAM. If vendor updates the appraisal report as required for acceptance a new invoice will be submitted.

Late Delivery Penalty Fee or Cancellation of Assignment

Communication with FSA regarding timely delivery of appraisal report is important. If the vendor is unable to deliver the appraisal report by the due date the vendor should request an extension in writing prior to the delivery date or late fees may be assessed. Late Fees will not be assessed if the vendor has received written authorization from the APOC or the CO for an extension prior to the delivery date.

If the vendor does not deliver the appraisal report or an electronic version by the authorized due date, the contract is in default and FSA retains the right to cancel the micro purchase/purchase order with notice to the vendor and/or may access late fees.--*

***--Statement of Work Addendum for Potential Liquidation Value Appraisals**

Background

The Farm Service Agency (FSA), an agency of the U.S. Department of Agriculture (USDA), makes and services loans secured by real estate. FSA needs appraisal reports to complete various direct loan making and loan servicing responsibilities. This Statement of Work (SOW) addendum addresses FSA's requirements for a Potential Liquidation Value (PLV) appraisal for the purpose of loan servicing. This addendum provides additional assignment conditions and supplements the Statement of Work for farm/ranch, non-farm, or other real estate appraisal services.

Objective

FSA intends for the Vendor to perform a real estate appraisal as described below and to provide the report in a PDF version to FSA by the specified date. These assignment conditions are to instruct the appraiser to develop not only a market value appraisal but also a PLV appraisal as defined below. This addendum is to be used when consideration for a short exposure time is necessary due to adverse servicing conditions.

Scope

The purpose of this Statement of Work (SOW) Addendum is to provide additional assignment conditions specific to this appraisal assignment. The purpose is for FSA to obtain an appraisal of a property by the described completion date to include a market value (12 CFR 34.42) and a potential liquidation value (7 CFR 761.2). See attached Exhibit 1, "Market Value Definition", and Exhibit 2, "Potential Liquidation Value Definitions".

FSA regulations require the appraiser take into consideration at a minimum the three approaches to value: Sales Comparison approach, Cost approach, and the Income approach. Specific instructions for PLV support for the approaches to value are contained under the Approaches to Value section of this addendum.

Period of Performance

Typically, the period of performance is 30 calendar days from the date of the Engagement Letter or the Purchase Order unless otherwise defined. The appraiser should realistically estimate the timeframe to complete the appraisal assignment considering an additional time required for the liquidation value component of the appraisal, if necessary.

Work Requirements

The appraiser is to complete the appraisal process and reporting standards of the USPAP in effect as of the effective date of the appraisal. Real estate appraisals shall be completed in accordance with USPAP and any other assignment conditions as further defined in the SOW required by FSA for this appraisal assignment, this addendum, and/or the engagement letter.

FSA's Appraisal Requirements

In general, FSA has specific appraisal conditions and requirements for completing and reporting the values in an appraisal and will be considered to be part of the Appraisal Assignment. The specific conditions and requirements are described in this section as well as in the base statement of work for the type of property appraised. Both market value and PLV are required in the report.--*

***--Statement of Work Addendum for Potential Liquidation Value Appraisals (Continued)**

Client and Intended User

Generally, FSA will be named as the Client and intended user. FSA will advise the vendor if there are additional intended users and they will be listed after FSA.

Appraisal Process

The appraiser shall follow the real estate appraisal process and reporting standards of the USPAP in effect as of the effective date of the appraisal. The appraiser will need to consider the following specific requirements for this appraisal of the subject property in addition to the typical requirements in the appraisal process.

Intended Use

The intended use is for loan servicing with consideration for both a voluntary sale (market value) and an involuntary sale (PLV) of the subject property.

Exposure Time

For the market value appraisal, identify typical exposure for the property type in the subject's market. For the PLV, a set exposure time will be provided by FSA. Due to the potential of adverse servicing actions, the exposure time to the market for the subject property may be shorter than typical for the subject and its market area. Using an extraordinary assumption, cite the exposure time provided by FSA, and conclude that the consummation of a sale is within this short time period. Based on this shortened exposure time, please provide your opinion of PLV. Cite the extraordinary assumption and state the extraordinary assumption might have affected the assignment results.

FSA's Calculation and Support for Exposure Time: Exposure time is the estimated length of time the property interest being appraised would have been offered on the market prior to the hypothetical consummation of a sale as of the effective date of the appraisal. The FSA authorized agency official will document the estimated exposure time to be used based on the following information.

For the state of _____, the state's legal statute (citation # _____) sets forth the length of public notice by advertisement of _____ days*.

Exposure time as determined by the Agency based upon the above State statutory requirements is
 30 days 60 days 90 days other _____*.

The appraiser shall use this as the exposure time for the PLV as described above.

*To be provided by FSA at the time of engagement of an appraiser.

Data Collection

Collect, verify, and analyze such comparable market data that is available that meet the definition of market value and PLV.

For PLV, the vendor should verify comparable sale conditions with one or more parties to gain the appropriate knowledge of the sales transaction and determine that it meets the definition of the liquidation value sought.--*

***--Statement of Work Addendum for Potential Liquidation Value Appraisals (Continued)**

Approaches to Value

All three approaches to value are to be considered. The report must explain if an excluded approach is not necessary for credible results. Each approach to value will be reconciled with the strengths and weaknesses. Consider the following approaches to value as part of the appraisal assignment.

Sales Comparison Approach

In addition to typical methodology used in the sales comparison approach, specific to this intended use, the appraiser should consider:

- For the PLV, comparable sales selected should be sales with similar exposure times.
- In the absence of comparable local sales that meet the definition of PLV, the vendor may consider:
 1. Expanding geographic boundaries for similar property type comparables which meet the definition found in the definitions in Exhibit 2 of this addendum (adjustments for location should be made if applicable).
 2. Using older local sales meeting definition of liquidation value and adjusting for market conditions as appropriate.
 3. Inclusion of market value sales and adjusting those sales. Market value sales should comprise no more than half of the total sales in the sales grid and direct comparison to sales meeting the definition of liquidation value (forced liquidation, Real Estate Owned (REO), auction, etc.) should be made for support of exposure adjustments and seller duress.
 4. Using ratios: liquidation value to market value ratios may be developed in support of adjustments for exposure time and seller duress to be used to adjust market value sales. This should be used only when there is a lack of comparable sales in the subject's market area and the sales have a similar highest and best use and the appraiser can reasonably establish the market value of the comparable sale at the time of the sale.
 5. Using market surveys: the appraiser may contact credible resources, i.e., farm real estate brokers/auctioneers, farm lenders, or others providing services in the subject's market area to conduct and document formal survey results on the diminution of value resulting from shortened exposure times linked to the PLV definition. This should include specific information, such as direct comparisons of liquidation sales of foreclosure/auctioned prices compared to their market value at the time of sale.

Cost Approach

In addition to typical considerations for the cost approach, if the subject property has building improvements that contribute to the value of the land, the vendor shall develop and report the cost approach to value. Please note this is an appraisal assignment condition and the cost approach shall not be excluded if there are significant improvements.

In addition, the report shall provide the following details for each individual building contributing value to the land, as follows: Effective Age, Remaining Economic Life, Replacement Cost New, Depreciation, and Contributory Value.

Income Approach

There are no special requirements outside the typical considerations for the income approach. If included, the analysis must clearly show calculations of the capitalization rates or discount rates of each comparable sale and the calculations on the subject property's net income and value. Explain exclusion of the income approach if applicable.--*

***--Statement of Work Addendum for Potential Liquidation Value Appraisals (Continued)**

Allocation of Value

The appraisal shall contain an allocation of value among its land, building components, and other improvements.

Reconciliation

Describe support for the “PLV” as well as the “market value” reviewing strengths and weaknesses of each approach to value in each appraisal.

Additional Comments

Key to developing a PLV or market value is the learned information the appraiser gathers. The conditions of sale, seller duress, and exposure time can be gathered through sales research and verification which enable the appraiser to determine whether the price paid is reflective of market, disposition value, or liquidation value.

Care should be taken not to use rules of thumb or generally accepted adjustments as these do not constitute support. At best they can be used as a test of reason for an adjustment derived from another method. If you have any questions, contact the APOC immediately.

Reporting Requirements

Information included in the report should be in enough detail to answer all important questions that the client or reader might pose as to the physical characteristics of the property. In addition to typical reporting requirements, the report should also provide separate opinions of value, one based upon on the definition of market value and one based upon the definition of PLV.

Note: The PLV must be included in a separate analysis section of the report. Market value and PLV definitions are to be provided by FSA and shall be disclosed in the appraisal report and summarized in the following report sections:

- Letter of Transmittal,
- Summary of Salient Facts,
- Reconciliation Section in the appraisal report.

The appraisal may be developed as one report with separate sales grids in support of the market and liquidation opinions of value.

Comparable Sales

Sales should be selected that have similar attributes of the subject and should be adequately analyzed. There should be comparable sales that support the market value as well as comparable sales that support the PLV and sales should be clearly identified. See comments under sales comparison approach above.--*

***--Statement of Work Addendum for Potential Liquidation Value Appraisals (Continued)**

Final Market Value and Final Potential Liquidation Value

Final Values should be stated as a whole dollar amount for both the Market value and the PLV. If the subject is improved or personal property is appraised, from both final value opinions, an allocated value will be stated for:

- Land,
- Building Improvements, if applicable,
- Equipment/Fixtures, if applicable,
- Personal Property, if applicable,
- Timber/Mineral Rights/Other, if applicable.

Exceptions

Any exceptions to the appraisal requirements in the SOW or this SOW Addendum may be made on a specific appraisal assignment by the APOC, in consultation with POAD Appraisal Branch. Exceptions may be granted if warranted and justifiable. Exceptions are to be made in writing, detailing the reasons the exception is being requested. The APOC may grant or deny the request and will reply in writing. The exception authority is only to be used on rare occasions and when deemed necessary by the Agency.

List of Exhibits

Exhibit 1, "Market Value Definition"

Exhibit 2, "Potential Liquidation Value Definitions"--*

***--Statement of Work Addendum for Potential Liquidation Value Appraisals (Continued)**

Acceptance

The Vendor has reviewed, understands, and agrees to the term and requirements of the SOW Addendum.

Approved by:

Signature

Date

Print Name

Address

City, State, and Zip Code

Phone Number

E-Mail--*

***--Statement of Work Addendum for Potential Liquidation Value Appraisals (Continued)**

Exhibit 1 - Market Value Definition

Market value means the most probable price which a property should bring in a competitive and open market under all conditions requisite to a fair sale, the buyer and seller each acting prudently and knowledgeably, and assuming the price is not affected by undue stimulus. Implicit in this definition is the consummation of a sale as of a specified date and the passing of title from seller to buyer under conditions whereby:

1. Buyer and seller are typically motivated;
2. Both parties are well informed or well advised, and acting in what they consider their own best interests;
3. A reasonable time is allowed for exposure in the open market;
4. Payment is made in terms of cash in U.S. dollars or in terms of financial arrangements comparable thereto; and
5. The price represents the normal consideration for the property sold unaffected by special or creative financing or sales concessions granted by anyone associated with the sale.

Source: 12 CFR 34.42 (h)--*

***--Statement of Work Addendum for Potential Liquidation Value Appraisals (Continued)**

Exhibit 2 - Potential Liquidation Value Definitions

Potential liquidation value is the amount of a lender's protective bid at a foreclosure sale. Protective liquidation value is determined by an independent appraiser using comparables from other forced liquidation sales.

Source: 7 CFR 761.2

And

Liquidation value is the most probable price that a specified interest in property should bring under the following conditions:

1. Consummation of a sale within a short time period.
2. The property is subjected to market conditions prevailing as of the date of valuation.
3. Both the buyer and seller are acting prudently and knowledgeably.
4. The seller is under extreme compulsion to sell.
5. The buyer is typically motivated.
6. Both parties are acting in what they consider to be their best interests.
7. A normal marketing effort is not possible due to the brief exposure time.
8. Payment will be made in cash in U.S. dollars (or the local currency) or in terms of financial arrangements comparable thereto.
9. The price represents the normal consideration for the property sold, unaffected by special or creative financing or sales concessions granted by anyone associated with the sale.

Source: Dictionary of Real Estate Appraisal--*

***-- Farm Real Estate SOW**

Table of Contents

1. Background 2/..... 2

2. Objective 2/..... 2

3. Scope 2/ 2

4. Period of Performance 2/..... 3

5. Work Requirements 2/..... 3

6. Delivery 2/ 15

7. Place of Performance 2/..... 17

8. Late Delivery Penalty Fee or Cancellation of Assignment..... 17

9. Personal Identity Verification of Vendor and Personnel 3/..... 18

10. Exceptions 3/ 19

11. Exhibits 2/..... 19

12. Acceptance 3/..... 20

13. Exhibit 1 3/ 21

14. Exhibit 2 3/ 22

15. Exhibit 3..... 24

16. Exhibit 4..... 25

17. Exhibit 5..... 27--*

***-- Farm Real Estate SOW**

1. Background 2/

The Farm Service Agency (FSA), an agency of the U. S. Department of Agriculture (USDA), makes and services loans secured by real estate. FSA needs appraisal reports to complete various direct loan making and loan servicing responsibilities. The Statement of Work (SOW) addresses FSA's requirements for farm/ranch, other than residential, real estate appraisal services.

2. Objective 2/

FSA intends for the Vendor to perform a real estate appraisal and to provide appraisal reports in a PDF version to FSA by the specified date. Timely delivery of the appraisal report is critical to the success of FSA's meeting its mission and providing loan assistance to farmers. The real properties with any described fixtures and chattels are to be appraised on any format allowed by Uniform Standards of Professional Appraisal Practices (USPAP). All appraisals must meet current USPAP's standards as of the effective date of the appraisal.

3. Scope 2/

The purpose of this SOW is for FSA to obtain a market value (12 CFR 34.42 (g)), see attached Exhibit 1, for definition of "Market Value," appraisal of a property by the described completion date. The appraiser is to fulfill the appraisal process and appraisal reporting standards of the USPAP in effect as of the effective date of the appraisal. Farm real estate appraisals shall be completed in accordance with USPAP and any other appraisal assignment conditions.

The appraiser shall furnish all materials, supplies, tools, equipment, personnel, and travel and shall complete all requirements of the Appraisal Order form or Purchase Order, and Engagement Letter by the specified date. This SOW applies to all farm and ranch appraisals for FSA.

Typically, the appraiser will appraise the property's fee simple interest in the "as is" condition unless otherwise stated in the engagement letter. Any additional improvements to the property described in the engagement letter would be considered "as improved." "As is" condition is the condition of the property as you find it during your inspection. FSA defines fee simple interest to include the air, surface, subsurface rights mineral estate and water rights, if applicable and observed or known easements/encumbrances.

FSA regulations require that the appraiser take into consideration at a minimum the three approaches to value: Sales Comparison approach, Cost approach and the Income approach. If the appraiser determines that any approach is not applicable it will be adequately explained in the Scope of Work of the appraisal report as required by USPAP. --*

Farm Real Estate SOW (Continued)

4. Period of Performance 2/

Typically, the period of performance is 30 calendar days from the date of the Engagement Letter or the Purchase Order unless otherwise defined. The appraiser should realistically estimate the timeframe to complete the appraisal assignment. The appraisal report must be received by the requesting office described in the engagement letter and/or work order. A request for an extension of the delivery date must include the reason for the extension and the timeframe that the appraisal report will be completed. Requests for an extension can be submitted via e-mail to the Appraisal Point of Contact (APOC) or the Contracting Officer (CO), if a purchase order was issued, as described in the work order. Written authorization for the extension or modification will be an e-mail response from the Agency.

5. Work Requirements 2/

The appraiser is to fulfill the appraisal process and reporting standards of the USPAP in effect as of the effective date of the appraisal. Farm real estate appraisals shall be completed in accordance with USPAP and any other assignment conditions as further defined in this SOW or the engagement *--letter. Any exceptions to the assignment conditions must be submitted in writing to the APOC. The APOC will respond to the request in writing.

5.1 FSA's Appraisal Requirements

In general, FSA has specific appraisal conditions and requirements for developing and reporting--* the market value of farm or ranch real estate and will be considered as to be part of the Appraisal Assignment. The specific conditions and requirements are described in this section.

5.1.1 Appraiser 1/

The appraiser conducting the appraisal must have a current Certified General License (or equivalent permit) for the state in which the subject is located or can obtain a temporary license from the State where the Subject property is located. No other individual may provide assistance with the appraisal development process without prior written consent from FSA.

5.1.1.1 Notification Requirement of Individual Providing Assistance/Approval 1/

If the appraiser will have an associate or assistant appraiser, who is registered with the State, providing assistance with the development of the appraisal assignment the appraiser or will visit the subject property must notify the APOC in writing and receive written approval. Clerical support and normal information gathering is an exception for approval. The appraiser will provide FSA information as follows

- Associate's name.
- State license or registration number, if provided by the State.
- Length of employment with vendor or explanation of association if not an employee.
- If background investigation has been completed by the State. Provide the date that the background investigation information was provided to the State.

Note: Date of license or registration certification would meet this requirement with a statement that background information was submitted with application for license/registration.

Farm Real Estate SOW (Continued)

If the State has not completed a background investigation, or the requirement of submitting fingerprints, and it is necessary for the individual to provide assistance with the development of the appraisal assignment, FSA may require their own background investigation. In this case, the APOC will provide additional information.

5.1.2 Access to Property 1/

FSA requires that vendor to notify the property owner prior to accessing the property. The vendor shall provide the applicant or the FSA representative the opportunity to accompany the vendor on the property inspection. If the property owner is unavailable or considered uncooperative, the vendor may request assistance and/or guidance from the APOC to coordinate inspection of the property and/or obtaining assistance from a FSA representative.

The authorization to provide appraisal services is the engagement letter. If requested by the property owner the vendor shall provide the engagement letter to the owner as justification to inspect the property and to obtain information necessary for the appraisal assignment.

5.1.3 Client and Intended User

Generally, FSA will be named as the Client and intended user. FSA will advise the vendor if there are additional intended users and they will be listed after FSA. The additional intended user may not require the vendor to do more than FSA requirements would have otherwise done, unless directed by FSA. The FSA Borrower/Applicant will not be listed as an intended user.

5.1.4 Appraisal Process

The appraiser shall follow the real estate appraisal process and reporting standards of the USPAP in effect as of the effective date of the appraisal. The appraiser will need to consider the following requirements of the subject property in the appraisal process:

5.1.5 Intended Use

The intended use will be identified by FSA on the Real Estate Work Order or Engagement Letter. The vendor shall contact the APOC if there are any questions. The stated intended use of the appraisal may have specific requirements that must be considered. If the intended use is not identified in this section of the SOW then FSA has no additional requirements.

Loan servicing intended uses have additional and specific work requirements and are described in Exhibit 4

5.1.6 Use of Subject Property as a Comparable Sale 1/

FSA prohibits the use of the subject property's pending sale as a comparable unless prior written *--consent from POAD, Appraisals Branch has been obtained. If consent is not granted the Subject--* properties pending sale cannot be used as a primary comparable in any of the approaches to value.

5.1.7 Subject Sales History

The vendor shall analyze all agreements of sale, options, listings, and sales of the subject property within 3-years before the effective date of the appraisal.

Farm Real Estate SOW (Continued)

5.1.8 *Legal and Physical Access to Subject Property*

--The legal and physical access to the subject property parcels will be considered. The appraiser cannot just assume that there is legal and physical access to all parcels. The appraiser must-- determine that legal access is a reasonable assumption. If the appraiser cannot make a reasonable assumption of legal access or if there are any individual parcels that appear to be land locked and there is no recorded easement for ingress/egress or access from a publicly owned roadway, the appraiser will contact the APOC for further instructions.

The appraisal report will document in the section that describes the subject property the opinion regarding ingress/egress to all individual parcels.

The appraiser will document in the appraisal report the information provided and the final decision by the APOC regarding any ingress/egress concerns. Any hypothetical conditions or extraordinary assumptions, as approved by FSA, will be documented as required by USPAP.

--Estate rights should be consistent between the subject and comparable sales.--

5.1.9 *Approaches to Value*

The report must explain why an excluded approach is not necessary for credible results. Each approach to value will be reconciled with the strengths and weaknesses. “Explained” is not a defined term in USPAP and therefore has no special meaning. A dictionary definition of explain is “to give the reason for or cause of.” The USPAP requirement to include an explanation for the exclusion of an approach to value from the analysis is necessary to provide the client and other intended users with insight into the appraiser’s decision as to why the analysis was not performed.

Consider the following approaches to value as part of the appraisal assignment.

5.1.9.1 *Sales Comparison Approach 1/*

Typical Sales Comparison methodology is defined as a set of procedures in which the appraiser derives a value by comparing the property being appraised to similar properties that have recently been sold, applying the appropriate units of comparison; identifying elements of comparison, and applying the quantitative or qualitative adjustment of each element of comparison to the sale price of comparable sales. Quantitative adjustments are the preferred measure of adjustment.

If the appraiser determines that a different method of analysis, beyond quantitative, for the Sales Comparison approach would be appropriate, then the appraiser must obtain prior approval from APOC. Quantitative and limited qualitative combined analysis is acceptable. Any qualitative adjustment or analysis must be adequately discussed and supported in the appraisal report.

The appraisal report will include:

- Element of comparison - identified and explained
- Market data on each comparable sale used to develop land category ratios or similar methodology recognized by the industry, land values, and land and building adjustments
- The contributory value of all improvements, which should be adequately described to include: fences, corrals, irrigation, drainage, tile drainage, ponds, farmstead site improvements, roads, timber, buildings, etc.

***--Farm Real Estate SOW (Continued)**

- The condition and utility of all improvements
- Where appropriate, the current land category ratio for the area with support and explanation
- A land mix grid or similar recognized by the industry to support the land adjustments and an improvement mix grid for the building adjustments
- Adjustments and/or non-adjustments to the comparable sales will be fully explained, documented and supported within the appraisal report.

5.1.9.2 Cost Approach

The appraisal report must contain information on how the depreciation was extracted from the market data and used to determine contributory values for the subject property's improvements. If market data is not available, the appraisal report will state as such and the conclusion will be supported. In this situation the Age/Life method can be used and should be adequately documented.

5.1.9.3 Income Approach

The analysis must clearly show calculations of the capitalization rates or discount rates of each comparable sale and the calculations on the subject property's net income and value. Cash rent, crop share, and owner-operator are all recommended approaches depending on the subject's market.

5.1.10 Hazards

Appraisers are asked to be alert to stored chemicals, hazardous wastes, underground storage tanks, etc., which may be found on the property being appraised and document these observations and/or concerns in the appraisal report. The appraiser will advise the APOC of any hazards that will impact value before proceeding any further in the appraisal process. Hazards that impact value will be adequately documented in the appraisal report. Any Underground Storage Tanks (USTs) will require the appraiser to immediately contact the APOC or Ordering Official (OO) for further direction.

5.2 Reporting Requirements 2/

Reporting requirement of information should be sufficient in detail to answer all important questions that the client or reader might pose as to the physical characteristics of the property. Reporting requirements that are described in this section that are optional the Vendor may use judgement in providing information. The report will include relevant information that supports a credible report, value, assumptions, conclusions and methodology.

5.2.1 Legal Characteristics

Any impacts of legal characteristics shall be summarized such as: zoning, easements, contracts, entitlements, encumbrances, water rights, irrigation, wind rights/easements, partial interests, permits, etc. Legal characteristics should be supported from the market if value adjustments are required. Adequately "describe" (not state) zoning to include building eligibility, minimum lot size, and other pertinent factors when applicable for the market area.--*

***-- Farm Real Estate SOW**

5.2.2 Physical Characteristics

Any impacts of physical characteristics shall be discussed such as access, soil characteristics, water features, view, topography, drainage, climate, configuration, site and structure improvements, permanent plantings, etc. Physical characteristics adjustments should be supported from the market if value adjustments are required. Land classification should be based on the market of the subject and sales. Address fixtures and personal property and ensure there is adequate justification for classification and valuation of personal property and fixtures.

5.2.3 Irrigation Equipment and Other Personal Property

Fixtures or personal property, as described by the Appraisal Order Form, should be described in the appraisal report in detail with model and serial number as appropriate. The classification and the valuation of the personal property should be adequately justified. If the model and/or serial numbers are not available the appraisal should disclose this in the appraisal report and document the steps taken to obtain the model and serial numbers.

Any fixtures for the irrigation system should be included in the appraised value unless the fixture is considered to be personal property, like hand lines, that are not part of FSA's security and should not be appraised with the real property.

5.2.4 Economic Characteristics

Any impacts of economic characteristics shall be discussed such as productivity, production and ownership costs, rents, gross and net income, etc. Economic characteristics should be supported from the market if value adjustments are required. Review and summarize production contract(s) for specialized agricultural facilities. Discuss the general market economics and/or the economics of the specialized agricultural facilities.

5.2.5 Highest and Best Use 1/

The appraiser shall distinguish between the Highest and Best Use (H&BU) of the property as if it were vacant and as currently improved. H&BU will be adequately discussed in the H&BU analysis including each of the four criteria; legally permissible, physically possible, financially feasible and maximally productive. The report will clearly identify, explain, and justify conclusions for each use. Land and improvements must be valued with a "consistent use" concept. The H&BU determination will determine what appraisal reporting format is acceptable.

The appraiser will use the H&BU as the basis of the appraisal valuation process to determine market value.

5.2.6 Approaches to Value

FSA regulations require that the appraisal will document the results when considering the three approaches to value, as determined to be applicable and necessary, except as provided in the scope of work as defined by USPAP. --*

***-- Farm Real Estate SOW**

5.2.7 Subject Property

All structural improvements shall be inspected including the section of the interior of major buildings. If physical inspection is not possible the vendor should contact the APOC. The report will document the following on the subject property:

- Colored aerial photos of the subject property that identifies the cropland or other important physical characteristics
- Soils map, description and capabilities analyzed for the major soils groups. If unavailable please note.
- Clear color photographs of the significant improvements, land types, all permanent plantings, pumping stations, filter systems, effluent handling systems, timber resources, and other notable features.
- Improvements that have contributory value shall be measured and dimensions verified. The verified dimensions shall be based on square footage or volume. The appraisal report will provide a listing of improvements including components that are considered to contribute to the overall structure value, i.e. porch, patio, decking, loading dock, etc. FSA recommends that for residential structures the information may be documented on the Marshal & Swift Form 1007. Similar format may be used that provides similar detail as the M&S Form 1007. Such documentation may be an addendum to the appraisal report.
- If there is a dwelling(s), a legible sketch of the dwelling's room layout. Sketch should provide basis for determining structure size. May be hand drawn.
- New Construction documentation in the appraisal report shall include a copy of a blueprint, draft, and/or sketch, provided to the Appraiser. Summarize cost estimates for the project.
- Include information concerning leasehold interests.
- Property plat or aerial map showing roads (public and private), field layout, building location, topography, present cropping use, etc. Major improvements should be labeled.
- Discuss the domestic water source and the location of the source. Include well record or log with identified location, if applicable.
- FEMA Floodplain and Mudslide Hazard map with the subject property boundaries marked, location of dwelling(s) and major structures identified and provides the FEMA map number, zones identified and FEMA map date:
 - with determination report (FEMA 81-93) if requested in work order or engagement letter
 - if subject is within a flood plain
 - if improved with structures

5.2.7.1 Water Rights

See Exhibit 5 for information for reporting requirements on water rights. --*

Farm Real Estate SOW (Continued)

5.2.7.2 Fee Simple Estate, Minerals, Oil, Gas, Timber and Wind

Typically, the appraiser will appraise the property's fee simple interest in the "as is" condition unless otherwise stated in the engagement letter. If the appraiser determines the estate is not fee simple, the appraiser should immediately contact the APOC for consultation. Refer to subparagraph 3--* (Scope) for definition of fee simple estate. Consideration of oil, gas, minerals, timber, wind, etc., and their possible influence on the value of the subject property must be discussed in the appraisal report. For oil, gas, minerals, timber, wind, etc. that are present and have market value, the vendor shall contact the APOC to receive further guidance. FSA 2164 may be used or other applicable method or technique that meets USPAP requirements. If at any time during the appraisal process the appraiser of record discovers the estate being appraised is not fee simple the appraiser will immediately contact the APOC for consultation.

5.2.7.3 Market/Production Contract

If a market/production contract is in place, or will be in place (for new construction), on which the value of the subject property is dependent upon (i.e. poultry contract), then an analysis of the relationship of the contract to the subject's real property and how the contract impacts the value of the real property must be explained in the appraisal report, as well as how the market treats the contracts and the contract operations. A copy of the contract will be attached in the addenda of the report if in place or a letter of intent from the integrator. Similar sales with similar contracts should be used to value the subject if a market/production contract is in place, or will be in place.

5.2.8 Comparable Sales

Sales should be selected that have similar attributes of the subject and should be adequately analyzed. Sales selected for direct comparison should be the most comparable sales in the market and be similar in their physical and economic characteristics as well as highest and best use. The--* minimum comparable sales data will be documented:

- Aerial photo or topography map with the property boundaries marked
- Soils map with the property boundaries marked
- Soils Information. Provide information as to the soil symbol, soil name, estimated percentage of soil type, soil classes and if possible the estimated percentage of each class.
- Plat map that clearly identifies the location of the comparable sale within a section or provides an identifiable road to the location of the property. The aerial photo may be adequate.
- Color photographs that clearly illustrate the comparable sale's improvements, land, and other items of significance. Bare land photos with no discerning characteristics (flat and tillable) may be kept in the appraiser's work file and not provided in the appraisal report, however, will be provided upon request.
- Sale data information that is required, unless otherwise noted, will be provided on the sales data sheet for each comparable are:
 - Sales/transfer date
 - buyer/seller, if not confidential
 - terms

Farm Real Estate SOW (Continued)

- sale price
- Street name and street number, if available
- legal or map location (T-R-S and tax lot(s))
- size
- highest and best use or current use
- motivating factors of the buyer, if known
- utilities, if appropriate
- water resources and if there are water rights are associated with the property the same information will reported as for the subject property. See 16. Exhibit .
- land categories with acres, \$/acre and land contributory values
- description of irrigation equipment, if applicable
- zoning
- farm ability factors
- listing of improvements with description, size, condition, utility, replacement cost new (RCN), effective age, remaining economic life, total depreciation, including physical, functional, and external and contributory value. If there are no improvements, then state as such
- income analysis, if applicable, that provides itemized income by description, unit, yield/production, price/rate and gross income. Itemize expenses, by description and cost amount, net income and cap rate. If income analysis is not appropriate, then so state.
- Comments summarizing the sale and verification
- *--Comparable sale sheet must be sufficiently detailed to identify the property and show the allocation of its sales price among the subject land classes and building improvements and all other usual and customarily provided by peers and industry comparable sale reporting formats.
- Multiple Listings Sheets (MLS) do not meet the comparable sales analysis requirements for FSA.--*

5.2.9 *Location Map*

A map will clearly delineate the location of the subject and all comparable sales that were used in the appraisal report. Map will include labels to identify the subject and each comparable sale, roads and cities. More than one map may be used, if needed.

5.2.10 *Summary of Salient Facts or Executive Summary*

Summary of Salient Facts, Executive Summary or similar format shall be provided in the appraisal report. At a minimum the Summary of Salient Facts or Executive Summary **shall** contain the following information:

- Ownership
- Location
- County, Borough or Parish
- Property Type

Farm Real Estate SOW (Continued)

- Property Rights Appraised
- Size
- Improvements (listed)
- Zoning
- Highest and Best Use
- Special Assumptions
- Hazards
- Market Value Conclusion (beneath concluded market value provide Land Value and Contributory Value of Improvements)
- Effective Date of the Appraisal
- Date of the Report
- Appraiser who completed the appraisal

5.2.11 Table of Contents

5.2.12 Legal Description

The legal description should be provided by the APOC or OO. If not available, a plat map that clearly identifies the property boundaries.

5.2.13 Final Market Value

Stated as a whole dollar amount and, if the subject is improved or personal property is appraised, from the final value an allocated value will be stated for:

- Land
- Improvements, if applicable
- Equipment/Fixtures, if applicable
- Personal property, if applicable
- Timber/Mineral Rights/Other, if applicable.

5.2.14 Engagement Letter

A copy of the engagement letter, work order or FSA-2156 will be provided in the addendum of the appraisal report.

5.2.15 Qualifications of the Appraiser

Resume listing applicable appraisal education and experience must be included. FSA does not require a copy of the appraiser's license or E & O Insurance in the appraisal report.

5.3 Personal Identifiable Information (PII)/FSA Program Information 3/

The vendor will comply with the intent of the Privacy Act of 1974 to protect the individual's privacy from unwarranted invasion, to make sure that personal information in their possession, if provided by the federal agency, is properly used, and will prevent any potential misuse of personal information in their possession.

The vendor is contractually bound by the same requirement of information confidentiality as are Government employees.

Farm Real Estate SOW (Continued)

Reference to FSA applicant, producer or borrower's personal identifiable information other than name, address or information that is not of public record shall be considered confidential and not disclosed in the report.

The following reporting restrictions only apply to FSA and information FSA has provided to the vendor.

Since FSA is the client, FSA may provide more specific information regarding FSA programs associated with subject or comparable sale properties such as FSA -156EZ, (Abbreviated 156 Farm Record), FSA -578, "Report of Acreage," agricultural use acres and cropland acres (Common Land Unit (CLU) acres), digital imagery, Conservation Reserve Program (CRP) contract acres, highly erodible land delineations and wetland classifications. Any information provided by FSA on CRP payments per contract, per acre basis or on Direct and Counter-Cycle Payment (DCP)/Average Crop Revenue Election (ACRE), Agriculture Risk Coverage (ARC), Price Loss Coverage (PLC) or related program commodity yield per acre basis is confidential and is protected in accordance with USPAP confidentiality ethics rule and shall not be available to the general public or provided in the report. This information can only be retained in the appraiser's working file and to be identified as confidential.

However, if the owner provides written consent to share FSA program information and to allow such information to be shared in the appraisal report, the vendor may report the information.

FSA program information may be reported only as Government payments, on total payment, total acres and in generic terms in the appraisal report. The appraisal report shall not contain reference to any specific FSA program, tract or farm identification.

In accordance with Section 1619 of the Food, Conservation and Energy Act of 2008, FSA is prohibited in the sharing of the geospatial data including CLU information that is specific to a producer. The FSA CLU information will not be shared with contract appraiser unless the applicant/producer provides written consent that allows FSA to release the information.

The appraiser understands that FSA program information will only be used for the purposes for which the data was intended, namely only being used for the specific appraisal for which the information was requested, such data will not be used in other appraisals or shared with other appraisers. The data will be destroyed at the end of the work file retention period as defined by USPAP or State licensing board requirements.

The appraiser will comply with Section 1619 of the Food, Conservation and Energy Act of 2008, and is responsible to protect FSA program information as described by Section 1619. Section 1619 of the Food, Conservation and Energy Act of 2008 is Exhibit 2 of this SOW.

5.4 Expert Witness/Testimony 3/

5.4.1 Request for Expert Witness

If needed, the appraiser agrees to be an expert witness for FSA concerning the appraisal in an appeal hearing or in court. FSA will issue an engagement letter or work order for expert witness services providing the location, date and time the appraiser will be required to provide expert witness *--testimony and an estimated cost for such services. If estimated fees and cost need to be negotiated, the APOC will contact an agency contracting officer for assistance.--*

Farm Real Estate SOW (Continued)

5.4.2 Documentation of Services

The appraiser will be expected to maintain itemized documentation of prep work time, actual expert witness time, mileage and per diem that was incurred. The appraiser must submit an itemized invoice to be paid. The invoice will itemize the time that was required for preparation for the expert witness with a brief explanation of prep work completed.--*

* * *

5.5 Timber and Timber Cruise

If FSA does not describe timber to be appraised in the appraisal assignment and timber exists, and the appraiser believes that the timber value is significant the vendor appraiser will contact the APOC for further guidance. If the timber is to be valued, the timber cruise should be a variable plot timber cruise with a standard error of not to exceed (plus or minus) 10%. The value should be a market value of the timber, as is, based on either sales or mill price. If market sales are used, then the adjustments need to be shown and if mill prices are used, the deductions need to be shown in the cruise report. The APOC may provide further instructions regarding the valuation of the timber.

***--Farm Real Estate SOW (Continued)**

5.6 Use Of/And Release of the Report 3/

FSA's primary intended use of the appraisal will be stated in the engagement letter or work order. However, FSA may use the appraisal in other loan making and servicing actions, as FSA needs to do in carrying out requirements in government regulations. FSA does have need from time to time to release a copy of the report to the applicant, borrower, their representatives, and to other parties under the regulations that govern FSA's programs. These other parties may include peer groups, such as an appraiser organization or the State Appraiser Certification and Licensure Board. Any request from outside FSA, other than the applicant or lender, will require consent by Agency appraiser.

5.7 Acceptance Criteria 3/

Delivery of the appraisal report will include a properly executed invoice. Invoice for payment will be processed when the appraisal is determined acceptable by FSA. An acceptable product will include:

1. Appraisal report must be delivered by the completion date stated on the engagement letter and/or work order (plus any extension of time granted by FSA)
2. Appraisal report is completed in accordance with current USPAP requirements and meets the work requirements of this SOW that are applicable and any other requirements for a specific property which will be found in the engagement letter and/or work order for each appraisal order.
3. An administrative appraisal review or a technical appraisal review accepts the appraisal report by FSA.

If the administrative appraisal review indicates that the appraisal report may not be acceptable, FSA will request a technical appraisal review. If the FSA Review Appraiser requires additional information to support the adjustments, explanation of the process, or SOW requirements must be met, the invoice approval and payment of the appraisal fee will be held until the appraisal is found acceptable to FSA.

The request for additional information will provide a specific timeframe for the information to be delivered and the criteria for the updated material to be added to the appraisal report. Typically, the timeframe to update the appraisal is 7 calendar days or as specified by the request letter. If the appraiser determines that a completed appraisal report will need to be reissued the contract appraiser will need to have approval from the APOC.

The appraisal report must be delivered by the completion date stated on the engagement letter or work order or as provided by an extension granted by FSA.

5.8 Invoicing 3/

5.8.1 Invoice Information

A properly executed invoice for payment will be submitted to the APOC as directed in the engagement letter or work order. The invoice will include the appraiser's name, address, invoice number, DUNS number, name of the applicant/borrower as identified in the engagement letter or work order, county/borough/parish/city name that the appraisal was completed in and the amount.--*

***-- Farm Real Estate SOW**

5.8.2 Invoice Approval

The invoice will be processed for payment when the appraisal is determined acceptable by FSA. If the appraisal is not acceptable the appraisal fee will be held until the appraisal is found to be acceptable to FSA.

5.8.3 Final Payment

Federal Acquisition Regulations provide the U.S. Government 10 business days from receipt date of the appraisal to determine if the appraisal is acceptable. The invoice will be processed for payment within 30 calendar days or less from the date the appraisal was accepted. The appraiser will be notified in writing if the appraisal is unacceptable and at the discretion of the Government will be requested to make changes to the appraisal report in order to meet FSA SOW requirements. An unacceptable appraisal will be considered as in default and at the discretion of the Government the micro purchase/purchase order may be terminated.

The USDA procurement procedures require that ALL vendors be paid using Electronic Funds Transfer (EFT) system. The Debt Collection Improvement Act (DCIA) of 1996 requires that federal payments of invoices for goods and services received to be paid by EFT. Therefore, each vendor must be registered in the System for Award Management (SAM) that is available at: www.sam.gov

The vendor will be required to update the SAM data annually. FSA cannot update a vendor's information in SAM. For guidance on updating the SAM please see the help links on the SAM web site.

FSA will only be able to process the invoice when the appraisal is determined acceptable and the appraiser is properly registered in SAM. If vendor updates the appraisal report as required for acceptance a new invoice will be submitted.

6. Delivery 2/

Vendor is expected to deliver to the APOC an appraisal report that meets USPAP requirements by the accepted delivery date as stated in the Vendor's quote or authorized extension.

FSA has additional requirements related to appraisal report.

6.1 Report Type

Narrative appraisal reports are acceptable. However, form reports are acceptable as long as the report form is approved by FSA. For approval contact the APOC.

6.2 Report Content

The content of an appraisal report must be consistent with the intended use of the appraisal and, at a minimum follow USPAP. Restricted reports are not authorized.

In addition to USPAP real estate reporting requirements, FSA requests that the appraisal report includes the requirements as described by section 5.2. --*

***-- Farm Real Estate SOW**

6.2.1 Layout/Formatting

The report must be in portrait layout with an 8 1/2" x 11" page size. Font size of text will be 11 or larger. Photos, maps or diagrams should allow the user to clearly view the contents of the image including labels. Transmittal letter will be the first page; consecutive pages will be the cover page, Summary of Salient Facts or Executive Summary, Table of Contents and the body of the appraisal. All pages of the report other than transmittal letter and cover page will have page numbers.

6.2.2 Reporting Requirements

Reporting requirements are items as addressed in paragraph 6.2 (Reporting Requirements) of this SOW.

6.2.3 Personal Property to be Appraised

All personal property or fixtures included in the appraised property will be listed and described in the report with the legal description. This personal property must be identified with serial number, make, model, size, etc.

6.3 Report Format

6.3.1 Electronic Copy of Appraisal Report

An electronic copy of the appraisal report is the preferred format. If the appraiser is unable to provide a PDF version of the appraisal report the appraiser may provide two hard copies of the appraisal report. The electronic copy will be acceptable to FSA if:

- Received via e-mail to the APOC's e-mail address or other e-mail address identified in the engagement letter or work order, as well as to the OO's e-mail address.
- Appraiser does not have software available to create a PDF document the appraiser should contact the APOC for approval to use other software application.

The PDF file must contain the complete appraisal report, the transmittal letter, signature of the appraiser must be contained within the report as required on all appropriate pages, i.e. certification, final value page, etc., and all pages are formatted appropriately with sequential page numbers.

- Size of the file may not exceed 20 Gigabytes (GB). If the appraisal report file is larger than 20 GB, the appraiser will need to contact the APOC to make other arrangements to deliver the electronic file to FSA by the (PO) delivery date.
- Send a follow up e-mail to the APOC identified in the engagement letter that the electronic report was transmitted via e-mail providing recipient, date, subject line and time of transmittal.
- Hardcopy report may be provided per section 6.3.2, if electronic report option is not used. --*

***-- Farm Real Estate SOW**

6.3.2 Hard Copy Report

Upon approval by the APOC, the vendor may provide a printed appraisal report to FSA in lieu of an electronic copy. Two (2) copies of the appraisal report are to be delivered to FSA unless otherwise stated in the engagement letter. At a minimum one copy must be the original report with color photographs, etc., One (1) copy can be black and white. The original report must be delivered to the Ordering Official. The second original report shall be delivered to the APOC, as stated in the engagement letter. The report shall not be bound.

7. Place of Performance 2/

Typically, the location of the appraisal assignment may be any location as further described by the engagement letter or work order.

8. Late Delivery Penalty Fee or Cancellation of Assignment

Communication with FSA regarding timely delivery of appraisal report is important. If the vendor is unable to deliver the appraisal report by the due date the vendor should request an extension in writing prior to the delivery date.

Liquidating damages will not be assessed if the vendor has received written authorization from the APOC or the CO for an extension.

If the vendor does not deliver the appraisal report or an electronic version by the authorized due date, the contract is in default and FSA may cancel the micro purchase/purchase order with notice to the vendor or assess a liquidated damages fee.

If the Vendor fails to perform the services within the time specified in the appraisal engagement letter or extension authorized by the CO or APOC, following proper notification the Vendor shall, in the place of actual damages, pay to the Government liquidated damages of 3 % **of the accepted quote amount** per **calendar day** from the date of notification for failure to deliver the appraisal report.

Liquidated damage percentage will not exceed 25 % of the accepted quote amount if delivered within 10 calendar days of the date notification. Liquidated damage fees will continue to be assessed at the stated percentage and 30 calendar days beyond the date of notification the appraisal order will be terminated with no payment. The vendor will be notified in writing if appraisal order is terminated. The failure to deliver an appraisal report by the due date which may cause the financial transaction not to close due to seller's unwillingness to extend the timeframe can result in immediate termination of micro-purchase and no payment upon written notice.

The appraisal report shall be delivered to the Ordering Official and the APOC as described in the appraisal engagement letter or work order. A request for an extension must include the reason for the extension and the timeframe that the appraisal report will be delivered and can be submitted via e-mail. The request for an extension should be sent to the APOC or the CO if a purchase order was issued as described in the appraisal order letter.

All written authorizations and approval of an extension for delivery will be an e-mail response. --*

***-- Farm Real Estate SOW**

The Vendor is aware that failure to deliver appraisal reports twice during a fiscal year, October through September period, within agreed upon timeframe could result in FSA no longer requesting appraisal services from the vendor.

For other non-performance issues the vendor will be notified in writing and the issue will be referred to the Contracting Officer.

9. Personal Identity Verification of Vendor and Personnel 3/

The Government may request the Vendor to complete a background investigation of the Vendor and/or their employees. Upon request by the Government the vendor will provide the required documents necessary to complete a background investigation within the timeframes identified. The APOC or CO will request in writing the information needed and the timeframe that the documents are to be submitted to the APOC or CO. Typically, background investigations require: OF-306, Declaration of Federal Employment, and two completed FD-258's or SF-87 Fingerprint Charts with the signature and date of the applicant and a jpg format photo ID. Vendor is responsible for any expenses associated with the background investigation.

Failure to comply with the request could result in the termination of the work order or appraisal assignment. Such determination will be provide to the vendor in writing.

If background investigation results are unsatisfactory, FSA can terminate the work order or appraisal assignment. FSA may request restrictions to be applied to the Vendor or their employees. FSA will only respond if there are concerns regarding the background investigation. The APOC or CO will notify the Vendor in writing with notification of immediate termination of work order or assignment or restrictions for employee assistance.

The Vendor shall comply with agency personal identity verification procedures identified in the contract that implement Homeland Security Presidential Directive-12 (HSPD-12), Office of Management and Budget (OMB) guidance M-05-24 and Federal Information Processing Standards Publication (FIPS PUB) Number 201 if requested by APOC or CO.

9.1 Properly Account for All Forms of Government-provided Identification

The Vendor shall account for all forms of Government-provided identification issued to the Vendor's employees in connection with performance under this contract. The Vendor shall return such identification to the issuing agency at the earliest of any of the following, unless otherwise determined by the Government:

- (1) When no longer needed for contract performance.
- (2) Upon completion of the Vendor employee's employment.
- (3) Upon notification that appraisal services are no longer needed and the Vendor has been removed from the Appraisal Vendor registry or services have been terminated.
- (4) Upon Vendor written request to no longer provide appraisal services. The Vendor shall provide all forms of Government-provided identification issued to the Vendor and its employees.

FSA may delay final payment under a contract if the Vendor fails to comply with these requirements. --*

***-- Farm Real Estate SOW**

9.2 Subcontract Requirements

The Vendor shall insert the substance of this clause, including this paragraph, in all subcontracts when the subcontractor's employees are required to have routine physical access to a Federally-controlled facility and/or routine access to a Federally-controlled information system and/or visit FSA applicants or borrowers property. It shall be the responsibility of the prime Vendor to return such identification to the issuing agency in accordance with the terms set forth in paragraph 9.1 of this section, unless otherwise approved in writing by the APOC or CO.

10. Exceptions 3/

Any exceptions to the appraisal requirements in this SOW, may be made on a specific appraisal assignment by the APOC, in consultation with an Agency appraiser. Exceptions may be granted if warranted and justifiable. Exceptions are to be made in writing, detailing the reasons the exception is being requested. The APOC may grant or deny the request and will reply in writing. The exception authority is only to be used on rare occasions and when deemed necessary by the Agency.

11. Exhibits 2/

Exhibits that are included with the SOW are categorized into two groups; general or specific work requirements. General exhibits provide more specific information related to the SOW. Work requirement exhibits specifically address additional work requirements that may be specific to the state, region or specialized real estate as defined by the exhibit.

Vendor acknowledges that exhibits may be added to this SOW and that the vendor accepts the new or modified exhibit by acceptance of the assignment. An exhibit may be provided to the vendor through the Engagement Letter and does not require the vendor to accept a new SOW with the modified exhibit. Vendor should direct questions regarding added exhibits or modified exhibits received with engagement letter to the APOC or Agency Appraiser as noted in the engagement letter.

11.1 General Exhibits

11.1.1 Exhibit 1, "Market Value Definition"

11.1.2 Exhibit 2, "Section 1619 of the Food, Conservation and Energy Act of 2008"

11.1.3 Exhibit 3, "Agency Statement of Work Contact Information"

11.2 Specific Work Requirement or Reporting Exhibits

11.2.1 Exhibit 4, "Loan Servicing Work Requirement"

*11.2.2 Exhibit 5, "Subject Property or Comparable Sale Water Right Reporting Requirements" --**

***-- Farm Real Estate SOW**

12. Acceptance 3/

FSA may at times update the SOW with minor changes. Vendor will be notified of the changes via e-mail providing a summary of changes that have occurred, date of change, and version number. Vendor's signature will remain and the previous SOW signature page will be added to the revised SOW. In this situation, a vendor may request or provide a new SOW with a signature.

If FSA makes major changes to work or reporting requirements, late delivery penalty fee, acceptance or delivery requirements within this SOW, FSA will notify the vendor via e-mail and request the vendor to sign a new SOW. The vendor will be required to return a copy of the complete SOW with a completed signature page to the APOC. Digital signatures on a locked (secured) Portable Document Format (PDF) document are acceptable and may be transmitted to APOC via e-mail.

Failure to return a signed SOW and/or vendor registration form upon request by FSA may result in vendor's removal from the vendor registry.

The Vendor has reviewed, understands and agrees to the term and requirements of the SOW.

Approved by:

Signature

Date

Print Name

Address

City, State and Zip Code

Phone Number

e-mail Address --*

***-- Farm Real Estate SOW**

13. Exhibit 1 3/

13.1 Market Value Definition

Source: 12 CFR 34.42 (g)

Market value means the most probable price which a property should bring in a competitive and open market under all conditions requisite to a fair sale, the buyer and seller each acting prudently and knowledgeably, and assuming the price is not affected by undue stimulus. Implicit in this definition is the consummation of a sale as of a specified date and the passing of title from seller to buyer under conditions whereby:

- (1) Buyer and seller are typically motivated;
- (2) Both parties are well informed or well advised, and acting in what they consider their own best interests;
- (3) A reasonable time is allowed for exposure in the open market;
- (4) Payment is made in terms of cash in U.S. dollars or in terms of financial arrangements comparable thereto; and
- (5) The price represents the normal consideration for the property sold unaffected by special or creative financing or sales concessions granted by anyone associated with the sale. --*

***-- Farm Real Estate SOW**

14. Exhibit 2 3/

14.1 Section 1619 of the Food, Conservation and Energy Act of 2008

SEC. 1619. INFORMATION GATHERING.

(a) **GEOSPATIAL SYSTEMS.**—The Secretary shall ensure that all the geospatial data of the agencies of the Department of Agriculture are portable and standardized.

(b) **LIMITATION ON DISCLOSURES.**—

(1) **DEFINITION OF AGRICULTURAL OPERATION.**—In this subsection, the term “agricultural operation” includes the production and marketing of agricultural commodities and livestock.

(2) **PROHIBITION.**—Except as provided in paragraphs (3) and (4), the Secretary, any officer or employee of the Department of Agriculture, or any contractor or cooperator of the Department, shall not disclose—

(A) information provided by an agricultural producer or owner of agricultural land concerning the agricultural operation, farming or conservation practices, or the land itself, in order to participate in programs of the Department; or

(B) geospatial information otherwise maintained by the Secretary about agricultural land or operations for which information described in subparagraph (A) is provided.

(3) **AUTHORIZED DISCLOSURES.**—

(A) **LIMITED RELEASE OF INFORMATION.**—If the Secretary determines that the information described in paragraph (2) will not be subsequently disclosed except in accordance with paragraph (4), the Secretary may release or disclose the information to a person or Federal, State, local, or tribal agency working in cooperation with the Secretary in any Department program—

(i) when providing technical or financial assistance with respect to the agricultural operation, agricultural land, or farming or conservation practices; or

(ii) when responding to a disease or pest threat to agricultural operations, if the Secretary determines that a threat to agricultural operations exists and the disclosure of information to a person or cooperating government entity is necessary to assist the Secretary in responding to the disease or pest threat as authorized by law.

(4) **EXCEPTIONS.**—Nothing in this subsection affects—

(A) the disclosure of payment information (including payment information and the names and addresses of recipients of payments) under any Department program that is otherwise authorized by law;

(B) the disclosure of information described in paragraph (2) if the information has been transformed into a statistical or aggregate form without naming any— --*

***-- Farm Real Estate SOW**

14. Exhibit 2 3/ (Continued)

(i) individual owner, operator, or producer; or

(ii) specific data gathering site; or

(C) the disclosure of information described in paragraph (2) pursuant to the consent of the agricultural producer or owner of agricultural land.

(5) **CONDITION OF OTHER PROGRAMS.**—The participation of the agricultural producer or owner of agricultural land in, or receipt of any benefit under, any program administered by the Secretary may not be conditioned on the consent of the agricultural producer or owner of agricultural land under paragraph 4(c).

(6) **WAIVER OF PRIVILEGE OR PROTECTION.**—The disclosure of information under paragraph (2) shall not constitute a waiver of any applicable privilege or protection under Federal law, including trade secret protection. --*

***-- Farm Real Estate SOW**

15. Exhibit 3

15.1 Agency Statement of Work Contact Information

The following FSA employee(s) are the authorized agency official that is the APOC to assist the vendor on acquisition process, the SOW terms and requirements and can provide information to an appraiser that would like to be added to the FSA Appraiser Vendor registry.

Name:

Address:

Phone:

FAX:

e-mail Address: --*

***-- Farm Real Estate SOW**

16. Exhibit 4

16.1 Loan Servicing Work Requirements

The specific work requirements for intended use described by the Engagement letter are as follows:

16.1.1 Servicing for Shared Appreciation Agreement Recapture

When the engagement letter or work order describes the intended use of the appraisal to determine the amount of shared appreciation recapture FSA has special requirements. These requirements are:

16.1.2 Property to be Appraised

Typically, the property to be appraised will be the same property as described by the original appraisal report(s) that was completed for the Shared Appreciation Agreement, unless otherwise stated in the engagement letter or work order. The appraisal must specifically identify the contributory value of capital improvements that were added to the real estate security during the term of the SAA to make deductions for their value. A list identifying these improvements will be provided in the engagement letter.

16.1.3 Inspection Timeframe and Comparable Sales

The inspection of the property should occur within 21 days from the delivery date with the comparable sales selected within 3 years from the inspection date.

16.1.4 Delivery Date

There will be no extensions to the delivery due date of the appraisal report as stated in the engagement letter or Appraisal Order Form. The appraisal report will be used to determine the amount of the shared appreciation recapture.

FSA is mandated by federal law to provide information to the borrower regarding the amount of recapture that is due within certain timeframes.

16.1.5 Additional Capital Improvements

During the inspection of the real estate property, if you become aware of additional capital improvements that were not described by the appraisal report(s) prepared for the original shared appreciation agreement, provided to you upon notification of the appraisal assignment, you should notify the APOC. All capital improvements will be appraised as “as is” at the time of the inspection.

Additionally, prior to completing this appraisal, you should contact the FSA County Office listed in the engagement letter or work order and review the list of capital improvements, if provided, or any other additional capital improvement with the authorized agency official.

16.1.6 Reporting Requirement

After the additional capital improvements are identified the appraiser will provide an additional subsection in the appraisal report that will list each additional capital improvement, their determined contributory value and an explanation how the contributory value was determined. A total value will be provided for all the additional improvements. --*

***-- Farm Real Estate SOW**

16. Exhibit 4 (Continued)

16.1.7 Loan Servicing for Partial Release of Real Estate

When the engagement letter or work order describes the intended use of the appraisal is for a loan servicing partial release FSA has special requirements. These requirements are:

16.1.8 Property to be Appraised

Typically, the property to be appraised will be the property that is identified as the parcel to be released and the parcel that is to remain unless otherwise stated in the engagement letter or work order.

16.1.9 Reporting Requirements

A value for the property to be released and a value for the property to remain (if requested by client) will need to be determined. The value for each of these properties will be stated in the final opinion of value section of the appraisal report. Additionally, each property (parcel to be released and the parcel that will remain) will be fully described in the appraisal report with supporting documentation of opinions, conclusions and analysis. It is at the discretion of the appraiser based on the scope of work if a separate appraisal report is necessary for each property.

16.1.10 Foreclosure Action

When the engagement letter or work order describes that the intended use is for loan servicing foreclosure action FSA has special requirements. These requirements are:

16.1.11 The Final Opinion of Value will Provide the Following:

Total value of the property (including land, irrigation equipment and improvements). An allocation of value that will provide a value for each of the type of irrigation equipment (i.e. center pivots, wheel lines, etc.) or personal property as requested in the a engagement letter and/or work order and a value of just the “dirt” or land value with improvements, if applicable.

The appraiser must apply the assumption that certain covenants and restrictions may be applied to the property at the time the property is sold which may impact the value of the property. The appraiser should consider the covenants and restrictions as hypothetical conditions. If the engagement letter or work order and documents so request such consideration or the appraiser identifies that any portion of the Government inventory property is located in a 100 year flood plain and the purpose of the appraisal is for loan making action, the appraiser must take into consideration covenants and restrictions as described by the “Conservation Easement Reservations in the United States” as provided with the engagement letter and/or work order and consider how the covenants and restrictions will affect the market value.

Further, any recorded easement must be included in the addenda with discussion of the terms of the easement in the appraisal report. If the easement is proposed, an extensive discussion on how the easement impacts the value must be included in the report. --*

Farm Real Estate SOW (Continued)

17. Exhibit 5

17.1 Subject Property or Comparable Sale Reporting Requirements

17.1.1 Water Rights

If there are water rights associated with the property the appraisal will discuss water rights under a separate subsection under the description of the property. The water rights section will identify the following as applicable:

- Number of acres of the water right as primary and supplementary
- Permit number
- Certificate number
- Priority date
- Source of water and location of all points of diversion for each permit or certificate
- Water availability, reliability and quality; any detrimental aspects such as salt, nitrates, etc.
- Delivery system; type, location, source of power, etc.
- Assessments or delivery costs (i.e. estimated electrical cost, district assessments, etc.)
- Provide a map documenting water right area, points of diversion with the property boundary illustrated
- Documentation of the Certificate of Water Right or Permit, Well Record or Log, Final Proof of Survey and any assessments.

Note: Any SOW for farm and ranch type real estate property shall have certain subparagraphs and/or clauses. The subparagraphs or clauses are identified as follows:

1/- means that the specific clause and/or subparagraph clause are included

2/- means that the subparagraph heading is to be included.

3/- means that the subparagraph heading and the whole subparagraph, including all subparagraphs in the section, are to be included.

A word version of this exhibit may be downloaded from the appraisal SharePoint web site at

--<https://usdagcc.sharepoint.com/sites/FSA-POAD-AB>.--

Click on “Micropurchase Info” tab. Word version of this exhibit will be under the Shared Documents section of the page.

The word document for this exhibit may be modified and be used to provide a copy of the SOW to a vendor.

***--Simplified Non-Farm Real Estate SOW**

Background

The Farm Service Agency (FSA), an agency of the U. S. Department of Agriculture (USDA), makes and services loans secured by real estate. FSA needs appraisal reports to complete various direct loan making and loan servicing actions. This Statement of Work (SOW) addresses FSA's requirements for 1 to 2-unit residential property types and/or vacant non-agricultural residential land property type appraisals.

Objective and Work Requirements

FSA intends for the Vendor to perform a real estate appraisal and to provide appraisal reports in a PDF version to FSA by the specified date. Timely delivery of the appraisal report is critical to the success of FSA's meeting its mission and providing loan assistance to farmers. All appraisals must meet current USPAP's standards as of the effective date of the appraisal.

Scope

The purpose of this SOW is for FSA to obtain a market value as defined in 12 CFR 34.42 (f). The appraisal shall be completed in accordance with USPAP and any other appraisal assignment conditions provided by FSA.

Period of Performance

Typically, the period of performance is 30 calendar days from the date of the Engagement Letter or the Purchase Order unless otherwise defined. The appraiser should realistically estimate the timeframe to complete the appraisal assignment. The appraisal report must be received by the requesting office described in the engagement letter and/or work order. A request for an extension of the delivery date must include the reason for the extension and the timeframe that the appraisal report will be completed. Requests for an extension can be submitted via e-mail to the Appraisal Point of Contact (APOC) or the Contracting Officer (CO), if a purchase order was issued, as described in the work order. Written authorization for the extension or modification will be an e-mail response from the Agency.

Exceptions to Work Requirements

Any exceptions to the assignment conditions must be submitted in writing to the APOC or the CO. The APOC or the CO will respond to the request in writing.--*

*--Simplified Non-Farm Real Estate SOW (Continued)

FSA's Appraisal Requirements

Item	Information Element	FSA Appraisal Requirement Content Description
1	Client	The Client will be the Farm Service Agency (FSA) as designated on the appraisal order or Letter of Engagement (LOE). Appraisal must be ordered by a financial institution.
2	Intended User(s)	The Intended User(s) will be the FSA and others as listed by the Client on the appraisal order or LOE. Do not include the borrower or property owner as an Intended User.
3	Intended Use	Loan making or servicing as set forth in the LOE.
4	Appraisal	FSA appraisals must be reported under the appraisal report option.
5	Purpose	Purpose is to develop an opinion of market value.
6	Market Value	Definition and source of "Market Value" to be used in FSA appraisals is 12 CFR 34.42 (f)
7	Hypothetical Conditions & Extraordinary Assumptions	State all extraordinary assumptions and hypothetical conditions and that their use might have affected the assignment results and obtain prior written approval before including any additional extraordinary assumptions or hypothetical conditions not already called for in the LOE.
8	Estate Appraised	Fee simple estate subject to any actual or assumed (client specified) interests that are reflected in the valuation
9	Scope of Work	State the research and analyses conducted in the appraisal report. It is the appraiser's responsibility to insure the appraisal's scope of work is adequate to develop credible assignment results. Physical inspections of both the Subject property and Comparable Sales are required unless written exception by the APOC is given.
10	Subject Property	Identify and summarize the characteristics of the property that are relevant to the type and definition of value and intended use of the appraisal, including its physical, legal, and economic attributes along with any known easements, restrictions, encumbrances, leases, reservations, covenants, etc. Include the following subject property information: <ul style="list-style-type: none"> • Subject photos: Front, rear, side and street scene • Tax map/plat/survey outlining the properties boundaries • FEMA Flood Map; Location map.
11	Highest and Best Use (HBU)	Summarize and support the rationale for the subject property as vacant and as improved. Land and improvements must be valued with the "consistent use" theory.

--*

*--Simplified Non-Farm Real Estate SOW (Continued)

FSA's Appraisal Requirements (Continued)

Item	Information Element	FSA Appraisal Requirement Content Description
12	Comparable Sale Data and Analysis	<p>Sales selected for direct comparison to the subject should have similar physical and economic characteristics; highest and best use; meet the definition of market value. In addition, the appraisal should also:</p> <ul style="list-style-type: none"> • not include the subject pending sale in the sales grid as a comparable sale • market analysis should be the basis of adjustments and not rules of thumb • include roadside photos of the comparable sales • appraisers must have access to necessary and appropriate residential data and verification sources for the subject property and its location • subject pending sale shall not be used as a comparable sale.
13	Reporting Requirements	<p>The appraisal report's content should be sufficient in detail and adequately address the subject's physical, legal and economic characteristics which impact on its valuation and that supports a credible opinion of value. The appraisal report option must be used in reporting the assignment results and the following forms by property type used:</p> <ul style="list-style-type: none"> • For the valuation of 1 to 2- unit residences, the vendor should use Fannie Mae Form 1004/Freddie Mac Form 70, "Uniform Residential Appraisal Report," • For the valuation of manufactured single-family properties, the vendor should use Fannie Mae Form 1004C/Freddie Mac Form 70B, "Manufactured Home Appraisal Report, • For the valuation of individual condominium units, the vendor should use Fannie Mae Form 2055/Freddie Mac Form 2055, • For the valuation of vacant/ unimproved residential land in which the land's HBU is for 1 to 4 unit residential units, the vendor may use either the "Land Appraisal Report" or the Uniform Agricultural Appraisal Report (UAAR) to complete the property's valuations.

--*

*--Simplified Non-Farm Real Estate SOW (Continued)

FSA's Appraisal Requirements (Continued)

Item	Information Element	FSA Appraisal Requirement Content Description
14	Location Map	Location map shall easily locate subject and sales.
15	Value Approaches	<p>All three approaches to value should be considered and used when necessary for credible assignment results. When a particular valuation approach is not developed, the appraisal report must explain why the excluded approach was not necessary for credible results.</p> <p>Summarize the information analyzed, the appraisal methods and techniques employed, and reasoning that supports the analyses, opinions, and conclusions for the valuation approaches developed.</p>
16	Sales Comparison Approach	A minimum of three (3) comparable sales (not listings) are required for direct comparison while additional sales are customarily when the sales exhibit a wide ranges of unadjusted unit values.
17	Cost Approach	State the source of replacement cost data and the basis for residential lot values. Comments relating to the basis for depreciation estimates shall be provided too. Its credibility depends on the accuracy of RCN estimates, depreciation estimates, and site values. Appraisals solely relying upon this approach are not acceptable.
18	Income Approach	The income approach may not be appropriate if the subject's market area consists of mostly owner-occupied properties. When there is a rental market in the subject's market area and the income approach is completed, the report should include the supporting comparable rental and sales data, and the calculations used to determine the gross rent multiplier. Please note: Appraisals that solely rely on the income approach as an indicator of market value are not acceptable.
19	Reconciliation	Reconcile the quality and quantity of data within the approaches used and reconcile the applicability and relevance of the approaches, methods and techniques used to arrive at the value conclusion

--*

***--Simplified Non-Farm Real Estate SOW (Continued)**

Agency Statement of Work Contact Information

The following FSA employee(s) are the authorized agency official that is the APOC or the CO to assist the vendor on acquisition process, the SOW terms and requirements and can provide information to an appraiser that would like to be added to the FSA Appraiser Vendor registry.

Name:

Address:

Phone:

FAX:

Acceptance Criteria

Delivery of the appraisal report will include a properly executed invoice. Invoice for payment will be processed when the appraisal is determined acceptable by FSA. An acceptable product will include:

1. Appraisal report must be delivered by the completion date stated on the engagement letter and/or work order (plus any extension of time granted by FSA)
2. Appraisal report is completed in accordance with current USPAP requirements and meets the work requirements of this SOW that are applicable and any other requirements for a specific property which will be found in the engagement letter and/or work order for each appraisal order.
3. An administrative appraisal review or a technical appraisal review accepts the appraisal report by FSA. If the administrative appraisal review indicates that the appraisal report may not be acceptable, FSA will request a technical appraisal review. If the FSA Review Appraiser requires additional information to support the adjustments, explanation of the process, or SOW requirements must be met, the invoice approval and payment of the appraisal fee will be held until the appraisal is found acceptable to FSA.

The request for additional information will provide a specific timeframe for the information to be delivered and the criteria for the updated material to be added to the appraisal report. Typically, the timeframe to update the appraisal is 7 calendar days or as specified by the request letter. If the appraiser determines that a completed appraisal report will need to be reissued the contract appraiser will need to have approval from the APOC or the CO.

The appraisal report must be delivered by the completion date stated on the engagement letter or work order or as provided by an extension granted by FSA.--*

***--Simplified Non-Farm Real Estate SOW (Continued)**

Invoicing

Invoice Information

A properly executed invoice for payment will be submitted to the APOC or the CO as directed in the engagement letter or work order. The invoice will include the appraiser's name, address, invoice number, DUNS number, name of the applicant/borrower as identified in the engagement letter or work order, county/borough/parish/city name that the appraisal was completed in and the amount.

Invoice Approval

The invoice will be processed for payment when the appraisal is determined acceptable by FSA. If the appraisal is not acceptable the appraisal fee will be held until the appraisal is found to be acceptable to FSA.

Final Payment

Federal Acquisition Regulations provide the U.S. Government 10 business days from receipt date of the appraisal to determine if the appraisal is acceptable. The invoice will be processed for payment within 30 calendar days or less from the date the appraisal was accepted. The appraiser will be notified in writing if the appraisal is unacceptable and at the discretion of the Government will be requested to make changes to the appraisal report in order to meet FSA SOW requirements. An unacceptable appraisal will be considered as in default and at the discretion of the Government the micro purchase/purchase order may be terminated.

The USDA procurement procedures require that ALL vendors be paid using Electronic Funds Transfer (EFT) system. The Debt Collection Improvement Act (DCIA) of 1996 requires that federal payments of invoices for goods and services received to be paid by EFT. Therefore, each vendor must be registered in the System for Award Management (SAM) that is available at **www.sam.gov**. The vendor will be required to update the SAM data annually. FSA cannot update a vendor's information in SAM. For guidance on updating the SAM please see the help links on the SAM web site.

FSA will only be able to process the invoice when the appraisal is determined acceptable and the appraiser is properly registered in SAM. If vendor updates the appraisal report as required for acceptance a new invoice will be submitted.

Late Delivery Penalty Fee or Cancellation of Assignment

Communication with FSA regarding timely delivery of appraisal report is important. If the vendor is unable to deliver the appraisal report by the due date the vendor should request an extension in writing prior to the delivery date or late fees may be assessed. Late fees will not be assessed if the vendor has received written authorization from the APOC or the CO for an extension prior to the delivery date. If the vendor does not deliver the appraisal report or an electronic version by the authorized due date, the contract is in default and FSA retains the right to cancel the micro purchase/purchase order with notice to the vendor and/or may access late fees.--*

***-- Chattel Appraisal – SOW**

1. Background 2/ 2

2. Objective 2/ 2

3. Scope 2/ 2

4. Period of Performance 2/..... 3

5. Work Requirements 2/..... 3

6. Delivery 2/ 12

7. Place of Performance 2/..... 13

8. Late Delivery Penalty Fee or Cancellation of Assignment /Contract 14

9. Personal Identity Verification of Vendor Personnel 3/ 15

10. Exceptions 3/ 16

11. Exhibits 2/..... 16

12. Acceptance 3/ 17

13. Exhibit 1 3/ 18

14. Exhibit 2 19 --*

***-- Chattel Appraisal – SOW**

1. Background 2/

The Farm Service Agency (FSA), an agency of the U.S. Department of Agriculture (USDA), makes and services loans secured by personal property or chattels. FSA needs appraisal reports to complete various direct loan making and loan servicing responsibilities. The Statement of Work (SOW) addresses FSA's requirements for chattel appraisal services.

2. Objective 2/

FSA intends for the Vendor to provide chattel appraisal reports in a PDF version, by the specified date, to be delivered to the FSA Office requesting the appraisal. Timely delivery of the appraisal report is critical to the success of FSA's meeting its mission and providing loan assistance to farmers. The equipment and livestock are to be appraised on an appropriate Agency forms, or a format acceptable to the agency. Other personal property will be appraised in a narrative report and attached to the Agency appraisal form.

3. Scope 2/

The purpose of the SOW is for FSA to obtain a market value (12 CFR 34.42 (g), see attached Exhibit 1, for definition of "Market Value,") appraisal of personal property by the described completion date. The property will be appraised by using the **whole sale (auction) value**. This value is the estimated gross amount, expressed in terms of money, which could be typically realized from a sale, given a reasonable exposure time period. For the purpose of this SOW a 60 day marketing period is considered appropriate (unless otherwise stated) as a reasonable time for exposure in the open market, assuming that the subject property is professionally and actively marketed.

The appraiser shall furnish all materials, supplies, tools, equipment, personnel, and travel and shall complete all requirements of the Appraisal Order form or Purchase Order, and Engagement Letter by the specified date. This SOW applies to all chattel appraisals for FSA.

Typically, the appraiser will appraise the chattel property in the "as is" condition unless otherwise stated in the appraisal engagement letter. "As is" condition is the condition of the property as you find it during your inspection.

FSA regulations require that the vendor take into consideration at a minimum the Sales Comparison approach. If the appraiser determines that another approach is applicable the appraiser will obtain written approval from the Appraisal Point of Contact (APOC) and adequately explain the in the Scope of Work of the appraisal report. --*

***-- Chattel Appraisal – SOW**

4. Period of Performance 2/

Typically, the period of performance is 30 calendar days from the date of the Engagement Letter or the Purchase Order unless otherwise defined. The vendor should realistically estimate the timeframe to complete the appraisal assignment. The appraisal report must be received by the requesting office described in the engagement letter and/or work order. A request for an extension of the delivery date must include the reason for the extension and the timeframe that the appraisal report will be completed. Requests for an extension can be submitted via e-mail to the (APOC) or the Contracting Officer (CO) if a purchase order was issued. Written authorization for the extension or modification will be an e-mail response from the APOC or the CO.

5. Work Requirements 2/

The appraiser is to fulfill the appraisal process and reporting standards as described by FSA regulations, FSA forms, if applicable, and any other assignment conditions as further defined in this SOW or the engagement letter. Vendor may request a copy of FSA regulations regarding chattel appraisal requirement by contacting the APOC, CO or local FSA office as described in the engagement letter.

5.1 FSA's Appraisal Requirements

In general, FSA has specific appraisal conditions and requirements for completing and reporting the market value of personal property and will be considered as to be part of the Appraisal Assignment.

The specific conditions and requirements are described in this section.

5.1.1 Appraiser 1/

The appraiser conducting the chattel appraisal assignment must be a professional that has received adequate training to be considered competent by industry professionals to perform the chattel appraisal. The appraiser must be licensed in the State in which the subject is located, except where there is no licensing. Evidence of competency includes documentation of training, education, a degree from an appropriate college or university, or certification from a professional society such as the American Society of Appraisers, American Society of Farm Manager and Rural Appraisers, Certified Farm Machinery and Equipment Appraiser or similar professional organizations or certifications. Vendor shall provide evidence of competency upon request by APOC or CO.

No other individual may provide assistance with the appraisal development process without prior written consent from FSA. --*

***-- Chattel Appraisal – SOW**

5.1.1.1 Notification Requirement of Individual Providing Assistance/Approval 1/

If the appraiser will have an associate or assistant appraiser providing assistance with the development of the appraisal assignment or will visit the subject property must notify the APOC in writing and receive written approval. Clerical support and normal information gathering is an exception for approval. The appraiser will provide FSA information as follows:

- Associate's name
- Length of employment with vendor or explanation of association if not an employee
- If background investigation has been completed by the State. Provide the date that the background investigation information was provided to the State.

Note: Date of license or registration certification would meet this requirement with a statement that background information was submitted with application for license/registration.

If the State has not completed a background investigation, or the requirement of submitting fingerprints, and it is necessary for the individual to provide assistance with the development of the appraisal assignment, FSA may require their own background investigation. In this case, the APOC will provide additional information.

5.1.2 Access to Property 1/

FSA requires that vendor to notify the property owner prior to accessing the property. The vendor shall provide the applicant or the FSA representative the opportunity to accompany the vendor on the property inspection. If the property owner is unavailable or considered uncooperative, the vendor may request assistance and/or guidance from the APOC to coordinate inspection of the property and/or obtaining assistance from a FSA representative.

The authorization to provide appraisal services is the engagement letter and if requested by the property owner the vendor shall provide the engagement letter to the owner as justification to inspect the property and to obtain information necessary for the appraisal assignment.

5.1.3 Client and Intended User

Generally, FSA will be named as the Client and intended user. FSA will advise the vendor if there are additional intended users and they will be listed after FSA. The additional intended user may not require the vendor to do more than FSA requirements would have otherwise done, unless directed by FSA. The FSA Borrower/Applicant will not be listed as an intended user.

5.1.4 Appraisal Process

The appraiser shall follow industry recognized appraisal process and reporting standards and any FSA regulation requirements in effect as of the effective date of the appraisal. The appraiser will need to consider the following requirements of the personal property in the appraisal process: --*

***-- Chattel Appraisal – SOW**

5.1.4.1 Intended Use

The stated intended use of the appraisal may have specific requirements that must be considered. If the intended use is not identified in this section of the SOW then FSA has no additional requirements.

5.1.4.2 Property Identification

All of the personal property to be appraised will be described on FSA 2028 Security Agreement, if available, or on an attachment.

This property is owned by or taken care of by the person(s) named as “Owner” on the Chattel Appraisal Order Form. In addition to the personal property listed, FSA security agreements cover all additions to and replacements to the property listed on the security agreement. Therefore, as the Vendor performs the appraisal, if the appraiser becomes aware of additional equipment, livestock, and other farm personal property, the appraiser is to describe this additional property with an appraised value on an attachment to the appraisal.

5.1.5 Property Location and Access 1/

FSA understands the property is located at the location described in Appraisal Order form. If some of the property is not located at the location described and the new location will add considerable cost to the vendor to inspect the property, the vendor should contact the FSA APOC/CO and negotiate an increase in the Micro Purchase/Purchase Order amount.

On-sight, visual inspection of the chattels listed must be performed. The effective date of this appraisal is the date of inspection. FSA requires that the appraiser inspects all security; and if unable to do so, then the reason why not must be explained and concurred with by the APOC. If concurrence is obtained then an Extraordinary Assumption should be utilized. The vendor is to contact the person listed under Section A of the Chattel Appraisal Order Form for access to inspect and appraise the property. If the vendor is denied access, the vendor is to immediately inform the APOC to make other arrangements.

5.1.6 Approaches to Value

The report must explain why an excluded approach is not necessary for credible results. Each approach to value will be reconciled with the strengths and weaknesses. A dictionary definition of “explain” is “to give the reason for or cause of.” FSA regulations require that the vendor take into consideration at a minimum the Sales Comparison approach. If the appraiser determines that another approach is applicable the appraiser will obtain written approval from the Appraisal Point of Contact (APOC) and adequately explain the in the Scope of Work of the appraisal report.

Consider the following approaches to value as part of the appraisal assignment. --*

***-- Chattel Appraisal – SOW**

5.1.6.1 Sales Comparison Approach

Typical Sales Comparison methodology is defined as a set of procedures in which the appraiser derives a value by comparing the property being appraised to similar properties that have recently been sold, applying the appropriate units of comparison; identifying elements of comparison, and apply the quantitative or qualitative adjustment of each element of comparison to the sale prices of comparable sales.

The property will be appraised by using the **whole sale (auction) value**. This value is the estimated gross amount, expressed in terms of money, which could be typically realized from a sale, given a reasonable exposure time period. For the purpose of this SOW a 60 day marketing period is considered appropriate (unless otherwise stated) as a reasonable time for exposure in the open market, assuming that the subject property is professionally and actively marketed.

5.1.6.2 Cost Approach

The appraisal report must contain information on how the depreciation was extracted from the market data and used to determine contributory values for the personal property. If market data is not available the appraisal report will state as such and the conclusion will be supported. Industry acceptable depreciation methods can be used and should be adequately documented illustrating calculations, explanation as to appropriate method and reasoning for the depreciation and the replacement value.

5.2 Reporting Requirements 2/

Reporting requirement of information should be sufficient in detail to answer all important questions that the client or reader might pose as to the physical characteristics of the property. The report will include relevant information that supports a credible report, value, assumptions, conclusions and methodology.

If the appraiser cannot obtain sale information to support the market value, the APOC or CO may authorize an alternative method after the appraiser reports their search information of the market to the APOC or CO and find the appraiser's efforts were satisfactory.

The report is to describe the location of all property that is not located at the location described by FSA. Additionally, the report shall consist of, at a minimum, the following:

5.2.1 Form

The livestock and the equipment will be appraised by use of an appropriate Agency form, or a format acceptable to the agency. FSA chattel appraisal form is FSA 2160, "Appraisal of Chattel Property." This form can be obtained from the APOC. The appraiser may provide addendums to the FSA form to support other personal property that is identified, methodology, adjustments, assumptions, conclusions, calculations and any requirement described in this subpart of the SOW. --*

***-- Chattel Appraisal – SOW**

5.2.2 Inventory of Crops, Feed, etc.

Inventory of crops on hand, feed on hand, etc. will be appraised in a narrative format by describing the item, the quantity, the quality, the unit value, source of unit value, and the final value. Then the cost to market and convert the item to cash will be explained and deducted for the market value. Provide a, concise narrative regarding your observations as to the overall condition and care of stored crops and major supplies on hand.

5.2.3 Growing Crops

All crops growing on the real estate described in item (b) page 2 of 7 of FSA 2028, Security Agreement, will be appraised if FSA provides a copy of the security agreement to the vendor. The growing crops will be described in a narrative format by the location, quantity, quality, age or maturity, unit value, source of unit value, and present gross crop value. The cost to harvest or market will be deducted, if the crop will be harvested within 30 days. If the crop will not be harvested within 30 days, then the cost invested in the crop may be used. In either case, the appraiser should deduct all known landlord leases due against the crop. The vendor is not required to conduct a lien search, only to advise FSA of their findings.

5.2.4 Livestock

All livestock described on FSA 2028, Security Agreement, will be appraised if FSA provides a copy of the security agreement to the vendor. Otherwise, livestock described by the work order and/or engagement letter will be appraised. The appraisal report will identify the livestock providing an Item No, livestock type, and at the minimum provide Quantity, Kind, Sex, Breed, Color, Weight or Average Weight, Age or Age Range, Brands or Other Identification, Value/Head and Dollar value.

5.2.5 Equipment

All equipment described on FSA 2028, Security Agreement, will be appraised if FSA provides a copy of the security agreement to the vendor. Otherwise, equipment or any other personal property described by the work order and/or engagement letter will be appraised. The appraisal report will identify the equipment or personal property providing an Item No, Quantity, Description, Manufacturer, Size and Type, Condition, Year of Manufacture, Serial Number, or Other Identification, and Dollar value.

5.2.6 Base Acres, Quotas, Contracted

If applicable, base acres, quotas, contracted acres, etc. are to be appraised using actual sales of the type for the same crop and the same processor. If the appraiser cannot obtain sale information, the APOC or CO may authorize an alternative method after the Appraiser reports their search of the market and the APOC or CO find the Appraiser's efforts were satisfactory.

5.2.7 Other Personal Property

If applicable, other personal property must be identified adequately to allow the client to understand and clearly identify the property, include type, description, model, and any specific identification of the property. --*

***-- Chattel Appraisal – SOW**

5.2.8 Total Value

Total value will be provided for inventory, growing crops, livestock, equipment and any other personal property. A final value of all personal property will be provided in the summary and conclusion of value section of the report. A statement as to what value has been determined will be included in the total value section. If forced liquidation value is requested by the client the determination of that value will be fully explained.

5.2.9 Photos

Each appraisal will include pictures of the significant items appraised and also include pictures of a representative sample of any livestock appraised, as well as crops, feed stocks and supplies. All pictured items will be identified.

5.2.10 Value Resource Documentation

The appraisal report should clearly document resource sources and information used to determine value. Chattels offered as security for FSA, shall be appraised utilizing the Blue Book, auctions, machinery dealers, livestock reports, etc.

5.2.11 Assumptions and Extraordinary Assumptions and Limiting Conditions

If any personal property cannot be viewed, then an Extraordinary Assumption may be used with a full explanation. Appraisal report should have an addendum identifying any assumptions and limiting conditions as appropriate.

5.2.12 Economic Characteristics

Any impacts of economic characteristics shall be discussed such as productivity, production and ownership costs, rents, gross and net income, etc. Economic characteristics should be supported from the market if value adjustments are required. Review and summarize production contract(s) for specialized agricultural facilities. Discuss the general market economics and/or the economics of the specialized agricultural facilities.

5.2.13 Approaches to Value

FSA regulations require that the appraisal will document the results when considering the three approaches to value, as determined to be applicable and necessary, except as provided in the scope of work.

5.2.14 Engagement Letter

A copy of the engagement letter or work order will be provided in the addendum of the appraisal report. --*

Chattel Appraisal – SOW

5.2.15 Certification

If the appraiser is not using FSA-2160, the appraiser will date and sign the appraisal report and include a statement that the values provided are based on market information and analysis that was available on the effective date of the appraisal report. If the appraiser is a member of a professional organization and the organization requires the appraiser to sign a certification, such certification will be included with the report.

5.2.16 Qualifications of the Appraiser

A resume listing applicable appraisal education and experience must be included. FSA does not require a copy of the appraiser's license or evidence of any personal liability insurance to be included in the report.--*

5.3 Personal Identifiable Information (PII)/FSA Program Information

The vendor will comply with the intent of the Privacy Act of 1974 to protect the individual's privacy from unwarranted invasion, to make sure that personal information in their possession, if provided by the federal agency, is properly used, and will prevent any potential misuse of personal information in their possession.

The vendor is contractually bound by the same requirement of information confidentiality as are Government employees.

Reference to FSA applicant, producer or borrower's personal identifiable information other than name, address or information that is of public record shall be considered confidential and not disclosed in the report.

5.4 Expert Witness/Testimony 3/

5.4.1 Request for Expert Witness

If needed, the appraiser agrees to be an expert witness for FSA concerning the appraisal in an appeal hearing or in court. FSA will issue an engagement letter or work order for expert witness services providing the location, date and time the appraiser will be required to provide expert witness *--testimony and an estimated cost for such services. If estimated fess and cost need to be negotiated, the APOC will contact an agency contracting officer for assistance.--*

5.4.2 Documentation of Services

The appraiser will be expected to maintain itemized documentation of prep work time, actual expert witness time, mileage and per diem that was incurred. The appraiser must submit an itemized invoice *--to be paid. The invoice will itemize the time that was required for preparation for the expert witness with a brief explanation of prep work completed.--*

Chattel Appraisal – SOW

* * *

5.5 Use Of/And Release of the Report

FSA's primary intended use of the appraisal will be stated in the engagement letter or work order. However, FSA may use the appraisal in other loan making and servicing actions, as FSA needs to do in carrying out requirements in government regulations. FSA does have need from time to time to release a copy of the report to the applicant, borrower, their representatives, and to other parties under the regulations that govern FSA's programs. These other parties may include peer groups, such as an appraiser organization. Any request from outside the agency, other than the applicant or lender, will need consent by an authorized FSA agency representative.

***-- Chattel Appraisal – SOW**

5.6 Acceptance Criteria 3/

Delivery of the appraisal report will include a properly executed invoice. Invoice for payment will be processed when the appraisal is determined acceptable by FSA. An acceptable product will include:

1. Appraisal report must be delivered by the completion date stated on the engagement letter and/or work order (plus any extension of time granted by FSA)
2. Appraisal report is completed in accordance with current FSA requirements and meets the work requirements of this SOW that are applicable and any other requirements for a specific property which will be found in the engagement letter and/or work order for each appraisal order.
3. An administrative appraisal review accepts the appraisal report by FSA.

If the administrative appraisal review indicates that the appraisal report may not be acceptable, FSA will request guidance from staff appraiser. If FSA staff appraiser requires additional information to support the adjustments, explanation of the process, or SOW requirements must be met, the invoice approval and payment of the appraisal fee will be held until the appraisal is found acceptable to FSA.

The request for additional information will provide a specific timeframe for the information to be delivered and the criteria for the updated material to be added to the appraisal report. Typically, the timeframe to update the appraisal 7 calendar days or as specified by the request letter. If the appraiser determines that a completed appraisal report will need to be reissued the contract appraiser will need to have approval from APOC.

The appraisal report must be delivered by the completion date stated on the engagement letter or work order or as provided by an extension granted by FSA.

5.7 Invoicing 3/

5.7.1 Invoice Information

A properly executed invoice for payment will be submitted to the APOC as directed in the engagement letter or work order. The invoice will include the appraiser's name, address, invoice number, DUNS number, and name of the applicant/borrower as identified in the engagement letter or work order, county/borough/parish/city name that the appraisal was completed in and the amount.

5.7.2 Invoice Approval

The invoice will be processed for payment when the appraisal is determined acceptable by FSA. If the appraisal is not acceptable the appraisal fee will be held until the appraisal is found to be acceptable to FSA. --*

***-- Chattel Appraisal – SOW**

5.7.3 Final Payment

Federal Acquisition Regulations provide the U.S. Government 10 business days from receipt date of the appraisal to determine if the appraisal is acceptable. The invoice will be processed for payment within 30 calendar days or less from the date the appraisal was accepted. The appraiser will be notified in writing if the appraisal is unacceptable and at the discretion of the Government will be requested to make changes to the appraisal report in order to meet FSA SOW requirements. An unacceptable appraisal will be considered as in default and at the discretion of the Government the micro purchase/purchase order may be terminated.

The USDA procurement procedures require that ALL vendors be paid using Electronic Fund Transfer (EFT) system. The Debt Collection Improvement Act (DCIA) of 1996 requires that federal payments of invoices for goods and services received to be paid by EFT. Therefore, each vendor must be registered in the System for Award Management (SAM) that is available at: www.sam.gov

The vendor will be required to update the SAM data annually. FSA cannot update a vendor's information in SAM. For guidance on updating SAM please see the help links on the SAM web site.

FSA will only be able to process the invoice when the appraisal is determined acceptable and the appraiser is properly registered in the SAM web site.

6. Delivery 2/

Vendor is expected to deliver to the APOC an appraisal report that meets FSA requirements by the accepted delivery date as stated in the Vendor's quote or authorized extension.

FSA has additional requirements related to appraisal report.

6.1 Report Type

Narrative appraisal reports are acceptable. However, form reports are acceptable as long as the report form is approved by FSA. For approval contact the APOC.

6.2 Report Content

The content of an appraisal report must be consistent with the intended use of the appraisal and, at a minimum meet industry standards.

In addition to industry standard reporting requirements, FSA requests that the appraisal report include the requirements as described by section 5.2.

6.2.1 Layout/Formatting

The report must be in portrait layout with an 8 1/2" x 11" page size. Font size of text will be 11 or larger. Photos, maps or diagrams should allow the user to clearly view the contents of the image including labels. Transmittal letter will be the first page; consecutive pages will be the cover page, Summary of Salient Facts or Executive Summary, Table of Contents and the body of the appraisal. All pages of the report other than transmittal letter and cover page will have page numbers. --*

***-- Chattel Appraisal – SOW**

6.2.2 Reporting Requirements

Reporting requirements are items as addressed in paragraph 6.2 (Reporting Requirements) of this SOW.

6.3 Report Format

6.3.1 Electronic Copy of Appraisal Report

An electronic copy of the appraisal report is the preferred format. If the appraiser is unable to provide a PDF version of the appraisal report the appraiser may provide two hard copies of the appraisal report. The electronic copy will be acceptable to FSA if:

- Received via e-mail to the APOC's e-mail address or other e-mail address identified in the engagement letter or work order, as well as to the Ordering Official's (OO) e-mail address.
- Appraiser does not have software available to create a PDF document the appraiser should contact the APOC for approval to use other software application.

The PDF file must contain the complete appraisal report, the transmittal letter, signature of the appraiser within the report as required on all appropriate pages, i.e. certification, final value page, etc., and all pages are formatted appropriately with sequential page numbers.

- Size of the file may not exceed 20 Gigabytes (GB). If the appraisal report file is larger than 20 GB, the appraiser will need to contact the APOC to make other arrangements to deliver the electronic file to FSA by the (PO) delivery date.
- Send a follow up e-mail to the APOC identified in the engagement letter that the electronic report was transmitted via e-mail providing recipient, date, subject line and time of transmittal.
- Hardcopy report may be provided per section 6.3.2, if electronic report option is not used

6.3.2 Hard Copy Report

Upon approval by the APOC, the vendor may provide a printed appraisal report to FSA in lieu of a electronic copy. Two (2) copies of the appraisal report are to be delivered to FSA unless otherwise stated in the engagement letter. At a minimum one copy must be the original report with color photographs, etc., One (1) copy can be black and white. The original report must be delivered to the Ordering Official. The second original report shall be delivered to the APOC, as stated in the engagement letter. The report shall not be bound.

7. Place of Performance 2/

Typically, the location of the appraisal assignment may be any location as further described by the engagement letter or work order. --*

***-- Chattel Appraisal – SOW**

8. Late Delivery Penalty Fee or Cancellation of Assignment /Contract

Communication with FSA regarding timely delivery of appraisal report is important. If the vendor is unable to deliver the appraisal report by the due date the vendor should request an extension in writing prior to the delivery date.

Liquidating damages will not be assessed if the vendor has received written authorization from the APOC or the CO for an extension.

If the vendor does not deliver the appraisal report or an electronic version by the authorized due date, the contract is in default and FSA may cancel the purchase/purchase order with notice to the vendor or assess a liquidated damages fee.

If the Vendor fails to perform the services, within the time specified in the appraisal engagement letter or extension authorized by the CO or APOC, following proper notification the Vendor shall, in the place of actual damages, pay to the Government liquidated damages of 3 % **of the accepted quote amount** per **calendar day** from the date of notification for failure to deliver the appraisal report.

Liquidated damage percentage will not exceed 25 % of the accepted quote amount if delivered within 10 calendar days of the date notification. Liquidated damage fees will continue to be assessed at the stated percentage and 30 calendar days beyond the date of notification the appraisal order will be terminated with no payment. The vendor will be notified in writing if appraisal order is terminated. The failure to deliver an appraisal report by the due date which may cause the financial transaction not to close due to seller's unwillingness to extend the timeframe can result in immediate termination of micro-purchase and no payment upon written notice.

The appraisal report shall be delivered to the Ordering Official and the APOC as described in the appraisal engagement letter or work order. A request for an extension must include the reason for the extension and the timeframe that the appraisal report will be delivered and can be submitted via e-mail. The request for an extension should be sent to the APOC or the CO if a purchase order was issued as described in the appraisal order letter.

All written authorizations and approval of an extension for delivery will be an e-mail response.

The Vendor is aware that failure to deliver appraisal reports twice during a fiscal year, October through September period, within agreed upon timeframe could result in FSA no longer requesting appraisal services from the vendor.

Other non-performance issues the vendor will be notified in writing and the issue will be referred to the Contracting Officer. --*

***-- Chattel Appraisal – SOW**

9. Personal Identity Verification of Vendor Personnel 3/

The Government may request the Vendor to complete a background investigation of the Vendor and/or their employees. Upon request by the Government the vendor will provide the required documents necessary to complete a background investigation within the timeframes identified. The APOC or CO will request in writing the information needed and the timeframe that the documents are to be submitted to the APOC or CO. Typically, background investigations require; OF-306, Declaration of Federal Employment, and two completed FD-258's or SF-87 Fingerprint Charts with the signature and date of the applicant and a jpg format photo ID. Vendor is responsible for any expenses associated with the background investigation.

Failure to comply with the request could result in the termination of the work order or appraisal assignment. Such determination will be provide to the vendor in writing.

If background investigation results are unsatisfactory FSA can terminate the work order or appraisal assignment. FSA may request restrictions to be applied to the Vendor or their employees. FSA will only respond if there are concerns regarding the background investigation. The APOC or CO will notify the Vendor in writing with notification of immediate termination of work order or assignment or restrictions for employee assistance.

The Vendor shall comply with agency personal identity verification procedures identified in the contract that implement Homeland Security Presidential Directive-12 (HSPD-12), Office of Management and Budget (OMB) guidance M-05-24 and Federal Information Processing Standards Publication (FIPS PUB) Number 201 if requested by APOC or CO.

9.1 Properly Account for All Forms of Government-provided Identification

The Vendor shall account for all forms of Government-provided identification issued to the Vendor's employees in connection with performance under this contract. The Vendor shall return such identification to the issuing agency at the earliest of any of the following, unless otherwise determined by the Government:

- (1) When no longer needed for contract performance.
- (2) Upon completion of the Vendor employee's employment.
- (3) Upon notification that appraisal services are no longer needed and the Vendor has been removed from the Appraisal Vendor registry or services have been terminated.
- (4) Upon Vendor written request to no longer provide appraisal services. The Vendor shall return all forms of Government-provided identification issued to the Vendor and its employees.

FSA may delay final payment under a contract if the Vendor fails to comply with these requirements. --*

***-- Chattel Appraisal – SOW**

9.2 Subcontract Requirements

The Vendor shall insert the substance of this clause, including this paragraph, in all subcontracts when the subcontractor's employees are required to have routine physical access to a Federally-controlled facility and/or routine access to a Federally-controlled information system and/or visit FSA applicants or borrowers property. It shall be the responsibility of the prime Vendor to return such identification to the issuing agency in accordance with the terms set forth in paragraph 9.1 of this section, unless otherwise approved in writing by the APOC or CO.

10. Exceptions 3/

Any exceptions to the appraisal requirements in this SOW, may be made on a specific appraisal assignment by the APOC, in consultation with an Agency appraiser. Exceptions may be granted if warranted and justifiable. Exceptions are to be made in writing, detailing the reasons the exception is being requested. The APOC may grant or deny the request and will reply in writing. The exception authority is only to be used on rare occasions and when deemed necessary by the Agency.

11. Exhibits 2/

Exhibits that are included with the SOW are categorized into two groups; general or specific work requirements. General exhibits provide more specific information related to the SOW. Work requirement exhibits specifically address additional work requirements that may be specific to the state, region or specialized real estate or chattels as defined by the exhibit.

Vendor acknowledges that exhibits may be added to this SOW and that the vendor accepts the new or modified exhibit by acceptance of the assignment. An exhibit may be provided to the vendor through the Engagement Letter and does not require the vendor to accept a new SOW with the modified exhibit. Vendor should direct questions regarding added exhibits or modified exhibits received with engagement letter to the APOC or Agency Appraiser as noted in the engagement letter.

11.1 General Exhibits

11.1.1 Exhibit 1, "Market Value Definition"

11.1.2 Exhibit 2, "Agency Statement of Work Contact Information"

11.2 Specific Work Requirement or Reporting Exhibits

None. --*

***-- Chattel Appraisal – SOW**

12. Acceptance 3/

FSA may at times update the SOW with minor changes. Vendor will be notified of the changes via e-mail providing a summary of changes that have occurred, date of change, and version number. Vendor's signature will remain and the previous SOW signature page will be added to the revised SOW. In this situation, a vendor may request or provide a new SOW with a signature.

If FSA makes major changes to work or reporting requirements, late delivery penalty fee, acceptance or delivery requirements with in this SOW FSA will notify the vendor via e-mail and request the vendor to sign a new SOW. The vendor will be required to return a copy of the complete SOW with a completed signature page to the APOC. Digital signatures on a locked (secured) Portable Document Format (PDF) document are acceptable and may be transmitted to APOC via e-mail.

Failure to return a signed SOW and/or vendor registration form upon request by FSA may result in vendor to be removed from the vendor registry.

The Vendor has reviewed, understands and agrees to the term and requirements of the SOW.

Approved by:

Signature

Date

Print Name

Address

City, State and Zip Code

Phone Number

e-mail Address --*

***-- Chattel Appraisal – SOW**

13. Exhibit 1 3/

13.1 Market Value Definition

Source: 12 CFR 34.42 (g)

Market value means the most probable price which a property should bring in a competitive and open market under all conditions requisite to a fair sale, the buyer and seller each acting prudently and knowledgeably, and assuming the price is not affected by undue stimulus. Implicit in this definition is the consummation of a sale as of a specified date and the passing of title from seller to buyer under conditions whereby:

- (1) Buyer and seller are typically motivated;
- (2) Both parties are well informed or well advised, and acting in what they consider their own best interests;
- (3) A reasonable time is allowed for exposure in the open market;
- (4) Payment is made in terms of cash in U.S. dollars or in terms of financial arrangements comparable thereto; and
- (5) The price represents the normal consideration for the property sold unaffected by special or creative financing or sales concessions granted by anyone associated with the sale. --*

Chattel Appraisal – SOW

14 Exhibit 2

14.1 Agency Statement of Work Contact Information

The following FSA employee(s) are the authorized agency official that is the APOC to assist the vendor on acquisition process, the SOW terms and requirements and can provide information to an appraiser that would like to be added to the FSA Appraiser Vendor registry.

Name:

Address:

Phone:

FAX:

E-mail Address:

Note: Any SOW for personal property shall have certain subparagraphs and/or clauses. The subparagraphs or clauses are identified as follows:

1/- means that the specific clause and/or subparagraph clause are included

2/ - means that the subparagraph heading is to be included.

3/ - means that the subparagraph heading and the whole subparagraph, including all subparagraphs in the section, are to be included.

A word version of this exhibit may be downloaded from the appraisal SharePoint web site at

--<https://usdagcc.sharepoint.com/sites/FSA-POAD-AB>--

Click on “Micropurchase Info” tab. Word version of this exhibit will be under the Shared Documents section of the page.

The word document for this exhibit may be modified and be used to provide a copy of the SOW to a vendor.

***--Direct Loan Appraisal Assignment Guidelines**

Land, Agricultural Improvements, CAFO, Rural Residence, Farm

The information elements and content descriptions below are provided as guidelines to assist appraisers to deliver a USPAP-compliant appraisal report acceptable to FSA. Information Element labels should be used in the report for clarity.

An appraisal report following these guidelines and completed by an appraiser qualified with-in the scope of their license to complete the assignment **should** meet FSA’s underwriting rules.

For unique situations contact FSA for guidance.

Item	Information Element	Content Description
1	Client	The Client will be the Farm Service Agency as designated on the appraisal order or Letter of Engagement.
2	Intended User(s)	The Intended User(s) will be the Farm Service Agency and others as listed by the Client on the appraisal order or Letter of engagement FSA should be included as an intended user and others that will rely upon the report. Do not include the borrower or property owner as an Intended User.
3	Intended Use	Loan Origination or Loan Servicing as designated by the client.
4	Appraisal Report	<p><u>Prominently</u> state the “Appraisal Report” option. Ensure that the report meets the contents of an “Appraisal Report” from USPAP and these FSA Guidelines.</p> <p>i. Must have a Table of Contents with all pages sequentially numbered.</p> <p>ii. Appraiser Resume listing applicable appraisal education and experience.</p> <p>iii. Restricted reports are not acceptable.</p>
5	Purpose, Condition, Effective Date of Value, Inspection & Report Dates	Purpose is to provide an “Opinion of Market Value”. The condition of the subject should be; “As Is”, “As Improved”, or “Subject To”. If “As Improved” or “Subject To” is used, describe why. State the Effective Date of Value, Inspection date and Report date. The inspection date should be the effective date of value.
6	Market Value	Definition and source of “Market Value”.
7	Hypothetical Condition / Extraordinary Assumptions	All hypothetical conditions and extraordinary assumptions shall be <u>clearly</u> and <u>conspicuously</u> described and state that their use might have affected the assignment results. For proposed new construction a “Hypothetical Condition” would apply.

--*

***--Direct Loan Appraisal Assignment Guidelines (Continued)**

Item	Information Element	Content Description
8	Estate Appraised	Define the estate property rights; Fee simple, Leased fee, Leasehold, Life Estate, etc. and list restrictions to the estate (conservation easements, water rights, encumbrances, contracts, marketing agreements, etc.)
9	Scope of Work	Clearly identify the appraisal problem and provide a summary for the extent of research, verification and analysis to solve it, consistent with fulfilling USPAP Scope of Work rule, Client instructions and these guidelines. Include the appraisal order or Letter of Engagement with any scope of work modifications
10a	Subject Property	<ul style="list-style-type: none"> i. Adequately identify the subject property with a legal description, map, tax number and / or 911 street address if improved, should include a GPS reference. Appraiser should review listing / auction sheets and seller disclosures when applicable. ii. Analyze Flood Zone and Flood Map and identify if flood zone affects the subject property and reflect the effect of flood zone in the analysis of subject utility and market appeal, summarizing the result in the Appraisal report. iii. Provide and label color photos for dwelling and major improvements that contribute to value. Provide bare land photos for significant topographical features and permanent plantings.

--*

***--Direct Loan Appraisal Assignment Guidelines (Continued)**

Item	Information Element	Content Description
10b	Physical Characteristics	<ul style="list-style-type: none"> i. Inspect all structural improvements on the subject. Interiors of major buildings shall be inspected. If a physical inspection is not possible, contact the Client for authorization to continue without a physical interior inspection. ii. Include a sketch of subject dwelling(s) with contributory value. Sketch should provide basis for determining structure size. May be hand drawn. iii. Include a color site aerial or sketch with labels for numerous buildings (dairy, swine, HQ, etc.). iv. Provide color aerial, soil, topographical, permanent plantings and / or other applicable maps. Show property outlines and labels on the maps to describe the property. Include soil legend with soil map. v. Discuss fixtures and personal property (ensure you have adequate justification for classification and valuation of personal property and fixtures). vi. Summarize any environmental concerns in the appraisal report discovered during the property inspection, and discuss their <u>effect on value</u>. This does not meet the due diligence requirements of the FSA for an environmental inspection.
10c	Legal Characteristics	<ul style="list-style-type: none"> i. Any impacts of zoning, easements, contracts, entitlements, encumbrances, water rights, partial interests, etc. shall be discussed and should be supported from the market if value adjustments are required. ii. Describe (not state) zoning to include; building eligibility, minimum lot size, feedlot registration / permits and other pertinent factors that are applicable for the market area. iii. Describe irrigation, drainage and related permit issues in the appraisal report.

--*

*--Direct Loan Appraisal Assignment Guidelines (Continued)

Item	Information Element	Content Description
		iii.
10d	Economic Characteristics	Economic impacts or characteristics of productivity, production and ownership costs, gross and net income, etc., shall be discussed and supported from the market if value adjustments are required. Discuss general market economics, or the economics of a specialized facility.
10e	Characteristics of the Estate being appraised	As part of the appraisal assignment under USPAP, characteristics of the property that are relevant to the type and definition of value and intended use of the appraisal must be considered; the property appraised must be identified including the property rights . This typically will include surface and subsurface rights, if the estate of the Subject property is whole. Consideration of oil, gas, minerals, timber, etc., and their possible influence on the value of the Subject property constitutes good appraisal practice and should be discussed in the appraisal report.
10f	New Construction	The report shall include a copy of a blueprint, draft, and/or sketch, provided to the appraiser along with a summary of cost estimates for the project. Client shall provide adequate documentation for the appraiser to develop a credible appraisal that is not misleading.
10g	Location	Describe the demographics, community services and market influences of the area. Discuss economic, industry and market trends. Identify the similar market area neighborhood or similar facility types for comparable sales.
11	Subject & Sales History	Analyze current sale agreements, options, or listings of the subject. Research, analyze and report any prior sales of the subject or comparable sales within three years for all property types.
12	Highest and Best Use	Consider each factor of H&BU; legally permissible, physically possible, financially feasible and maximally productive (highest value). Describe and state reasoning and analysis for H&BU based on subject characteristics and market influences. Develop H&BU for “as vacant” and “as improved” when necessary. Land and improvements must be valued with the “consistent use” concept.

--*

***--Direct Loan Appraisal Assignment Guidelines (Continued)**

Item	Information Element	Content Description
13	Comparable Sale Data and Analysis	<p>Sales should be selected that have similar attributes of the subject, should be described and analyzed so the reader has a clear understanding of how they support the “opinion of value”.</p> <ul style="list-style-type: none"> i. H&BU of comparable sales should be consistent with H&BU of subject. ii. Provide important attributes of the sale; date, price, terms, legal description, 911 street address when improved, tax #, land classes, improvement description. iii. Include a color site aerial or sketch w/ labels for numerous buildings (dairy, swine, HQ, etc.). iv. Provide color aerial, soil, topographical, permanent plantings and / or other applicable maps. v. Color photos shall show dwelling and major improvements that contribute to value. vi. Disclose how the sale was verified and marketed with a party to the transaction. vii. Provide bare land photos for significant topographical features and permanent plantings. viii. Summarize or include legible copies of the CRV, MLS, contracts, carry back mortgages, or other similar supporting documentation (retain documents in your work file). ix. Discuss fixtures and personal property (ensure you have adequate justification for classification and valuation of personal property and fixtures). x. Sale analysis shall easily verify the applicable units of comparison and rates that support the value of the subject. For example; land class ratio, building replacement cost new, derived depreciation rates, improvement contribution, timber, minerals, water rights, etc. Describe how land allocations were made.

--*

***--Direct Loan Appraisal Assignment Guidelines (Continued)**

Item	Information Element	Content Description
14	Contracts for Production, Marketing or other similar agreements	<p>Summarize market / production contracts, marketing plans, or other similar documents for the subject and sales.</p> <p>i. If a market/production contract exists in which the value of the subject property is dependent upon the contract (i.e. poultry contract), then an analysis of the relationship of the contract to the subject’s real property and how the <i>contract</i> impacts the value of the real property must be explained in the appraisal report.</p> <p>ii. Similar sales with similar contracts should be used to value the subject if a market / production contract is in place.</p>
15	Location Map	<p>Location map shall easily locate subject and sales. One map is preferred, if possible. The location map should provide sufficient detail for the reader to locate the properties if the other maps provided in the report do not have sufficient detail to locate the properties. Roads by name or number may be needed to find the property.</p>
16	Value Approaches	<p>All three approaches to value should be considered and used when necessary for credible assignment results. It is acceptable not to use an approach provided solid justification that the approach is not necessary for credible results.</p> <p>i. The Cost Approach can be excluded for bare land.</p> <p>ii. The Income Approach should be used for “AG” income producing properties.</p> <p>iii. Land classification should be based on the market of the subject and sales.</p> <p>iv. When value adjustments are required for physical characteristics (access, soils, water features, view, topography, drainage, climate, size, shape, site and structure improvements, permanent plantings, etc.) they shall be discussed and supported from the market.</p> <p>v. Subject pending sale can’t be used as a comparable sale.</p>

--*

***--Direct Loan Appraisal Assignment Guidelines (Continued)**

Item	Information Element	Content Description
17	Sales Comparison Approach	<p>Provide a sales base within the report to adequately support the analysis.</p> <ul style="list-style-type: none"> i. <u>Income based units of comparison do not qualify for this approach (GIM).</u> ii. Units of comparison should be derived from the market. iii. Sales must be analyzed within the report so the reader can understand how the appraiser has applied those units of comparison to the Subject. iv. Explain reasoning for adjustments in the Sales Comparison Approach. v. Reconcile strengths and weaknesses of the Sales Comparison Approach.
18	Cost Approach	<p>Provide a sales base within the report to adequately support the analysis.</p> <ul style="list-style-type: none"> i. Describe construction quality, utility and condition. ii. Provide support for land value and RCN within the appraisal report. iii. Extract depreciation from the sales analysis in the report so the reader can understand the reasoning for applying depreciation rates to the subject. iv. Reconcile strengths and weaknesses of the Cost Approach.

--*

***--Direct Loan Appraisal Assignment Guidelines (Continued)**

Item	Information Element	Content Description
19	Income Approach	<p>Provide a sales base within the report to adequately support the analysis.</p> <ul style="list-style-type: none"> i. Provide support for income, expenses, and rates within the appraisal report. ii. Analyze sales for the applicable rate that is used. iii. Explain reasoning for subject income, expense and rate selection. iv. Reconcile strengths and weaknesses of the Income Approach.
20	Reconciliation	<p>Describe support for the “opinion of value” reviewing strengths and weaknesses of each approach to value. Is value based on a cash only, or equivalent to cash sale. Consider the “value of whole versus sum of the parts”.</p>
21	Certification	<p>Include the signed Certification compliant with the <u>current</u> USPAP. Include Signature(s), state(s) of licensure, full name of license class and license number(s), i.e. “MN Certified General Real Property License 20000001.” Do not abbreviate license class, such as “CRRPA”.</p>

--*

***--Dairy Addendum to FSA Appraisal Guidelines**

In addition to the general FSA appraisal assignment guidelines, the following is a supplement specific to dairy appraisals.

Item	Information Element	Content Description
1	Market Description	Summarize the market for milk and dairy products in the subject's marketing area <u>with emphasis</u> on the number of milk handlers and / or milk cooperatives. Are there sufficient alternatives for milk sales in the local area? Explain the supply and demand factors. The availability of support services for dairying should be addressed in the appraisal report.
2	Subject Description	<p>Describe the following building categories of the dairy operation in sufficient detail and in relation to their utility and contribution to the whole enterprise: describe the livestock facilities design and capacity for cows and young stock, milking facilities, feed storage, machinery & equipment storage, fixtures, personal property, and waste storage and handling. State and discuss the actual ages, effective ages and remaining economic lives for the farm buildings or building categories listed above. Discuss condition and any prior repairs/upgrades to the property's buildings with actual or estimated costs. Describe farm dwelling(s) and other outbuildings with contributory value.</p> <p>For new construction, summarize the actual construction cost quotes/estimates associated with the new construction and include in the appraisal copies of quotes and specifications that are sufficient to adequately describe the proposed construction.</p> <p>If an existing facility is appraised "as-improved" that will include repairs/upgrades, document the proposed repairs/upgrades and include the estimated cost.</p> <p>Identify the legal permitted capacity in AUs (animal units). Identify and discuss if the dairy is a CAFO. Does the CAFO have an approved nutrient/manure management plan that is in compliance, with adequate and available acres? Appraisers should be provided with information related to the operations status as a CAFO and compliance on their nutrient/manure management plan <u>when the information is available</u>. Appraisers should review and discuss this information with the property owner and note any compliance issues. Analyze and discuss the market area feed base capacity to support the operation.</p> <p>Discuss the available legal surface and groundwater rights (verification if available) necessary to support the projected dairy capacity in the analysis.</p> <p>Identify and differentiate between the equipment considered personal property and fixtures required for the ongoing farm operation for the subject and/or sales. Show contributory value separately for non-real property items.</p>

--*

***--Dairy Addendum to FSA Appraisal Guidelines (Continued)**

Item	Information Element	Content Description
3	Approaches to Value	<p>For dairy appraisals, generally all three approaches are applicable and necessary.</p> <p>Analyze available local sales to adequately support the value of the subject’s dairy facilities. When there are insufficient local sales, regional sales may be considered. Analyze and adequately support adjustments for locational differences if applicable. Discuss and support the selection of comparable sales. Sales selected should reflect the attributes of the subject and should be similar operations. Sales verification is the key to the analysis of dairy farm sales and should include the same degree of building description and analysis as listed above under “Subject Description”.</p> <p>Analyze subject and sales in the same manner and include sufficient detail from the sales analysis in the appraisal to support the appraisal. Units of comparison, as determined from the market, should be discussed. Commonly used units of comparison for dairy farms are \$/acre or \$/stall/milk cow.</p> <p>The exclusion of any of the 3 approaches to value <u>must explain why</u> an excluded approach is not necessary for credible results.</p>
4	Sales Comparison Approach	<p>Show direct (head to head) comparison of subject and sales summarized in a grid. Explain and support all adjustments in sufficient detail. Explain how the value opinion was selected from the direct comparisons (such as which sales were given the most weight). Comparability of sales should focus on similarities relating to housing (conventional or free stall) and feed (purchased/grown/land base) and/or other similarities that influence value.</p>

--*

***--Dairy Addendum to FSA Appraisal Guidelines (Continued)**

Item	Information Element	Content Description
5	Cost Approach	<p>Show cost approach calculations including RCN estimates and contributory values. Use typical cost for RCN calculations and discuss any differences in actual quotes/estimates from typical cost (if applicable). Provide market data to support typical RCN. Sales analysis should support depreciation rates and typical economic life. Include the following:</p> <ul style="list-style-type: none"> • Show the contributory value of each building with significant contributory value and discuss effective ages and remaining economic life, taking into account physical, functional and external obsolescence. Buildings of like use, age, and condition can be grouped for analysis purposes and should be adequately described. • Show the contributory value of fixtures / equipment and discuss effective age and remaining economic life, taking into account physical, functional and external obsolescence. <p>Show the contributory value of the land components supported by local sales and state the contributory value of any site improvements (wells, septic tanks, pads and roads) as a separate entry, or as part of the building contributory value. If site improvement value is included as part of the building contributory value, ensure that any value differences are explained and discussed.</p>
6	Income Approach	<p>Cash rent and typical owner/operator are the generally suggested methods used for income approach calculations. If cash rent information is limited, typical owner operator data can be used from dairy farm business summaries of similar sized dairy operations to estimate typical incomes and expenses. Projected income and expenses for other farm enterprises should be addressed as well. Discuss the subject's enterprises actual income & expenses vs. typical when significant differences occur. Property should be appraised on a fee simple basis verse a leased fee basis.</p> <p>Discuss selection of cap rates and which sales are given the most weight. Rate selection should be from similar sales and homogenous data, i.e., cash rents comps or owner/operator mirroring the method used for the subject.</p>

--*

***--Dairy Addendum to FSA Appraisal Guidelines (Continued)**

Item	Information Element	Content Description
7	Reconciliation & Final Value Allocation	<p>Reconcile the three approaches to value and discuss which approach is given the most weight.</p> <p>Allocate the final value opinion into the contributory value of the component parts for the land, land improvements, and structural improvements (including fixtures and equipment).</p> <p>The contributory value of any non-real property items included in the value should be shown separately and discussed.</p>

--*

***--Hog Addendum to FSA Appraisal Guidelines**

In addition to the general FSA appraisal guidelines, the following is a supplement specific to hog appraisals.

Item	Information Element	Content Description
1	Market Description	<p>Summarize the market for hog operations in the subject area based on contacts with local integrators, lenders, and growers. Provide a general discussion of the rates and terms being offered by integrators to hog producers. The description shall discuss the subject integrator as well as other integrators operating in the area.</p>
2	Subject Description	<p>Describe the hog buildings and fixtures/equipment associated with each building in sufficient detail including the age and condition of each. For existing facilities, state and discuss the actual age and effective age for each and reconcile any differences. Typically, a lower effective age requires detailed documentation of significant upgrades. Identify and document all prior repairs/upgrades including cost estimates and year completed. A visual inspection of the interior is necessary to adequately assess the condition for existing facilities. If interior inspection is not possible contact the Client for guidance.</p> <p>If the subject is an existing facility, appraised “as-improved” to include repairs/upgrades, document the proposed repairs/upgrades including cost estimates. A hypothetical condition should be stated.</p> <p>If the subject is new construction, summarize the actual construction cost quotes/estimates associated with the new construction and include in the appraisal copies of quotes and specifications sufficient to adequately describe the proposed construction. A hypothetical condition should be stated.</p> <p>Identify the legal permitted capacity in AUs (animal units). Does the Confined Animal Feed Operation (CAFO) have an approved nutrient / manure management plan that is in compliance, with adequate and available acres? Appraisers should be provided with information related to the operations status as a CAFO and compliance on their nutrient/manure management plan <u>when the information is available</u>. Appraisers should review and discuss this information with the property owner and note any compliance issues.</p>

--*

***--Hog Addendum to FSA Appraisal Guidelines (Continued)**

Item	Information Element	Content Description
2 (Cntd)	Subject Description	<p>If applicable, discuss the available legal surface and groundwater rights (verification if available) necessary to support the projected hog capacity in the analysis.</p> <p>Discuss manure premiums and/or manure easements (spray field easements/application easements) or other similar issues. Ensure that they are adequately addressed in the nutrient/manure management plan.</p>
3	Hog Production Contract/ Agreement	<p>Summarize the contract or proposed grower contract/agreement with the integrator (if applicable) for the subject and under what terms and/or conditions the contract is subject to (such as any repairs or upgrades to the facilities that may be required to obtain the contract). Include income and expense estimates.</p> <p>Is the subject contract similar to a typical market contract? If there are significant contract differences between the existing contract (leased fee) and typical market contract (fee simple) that impact value, they should be discussed with the Client and in the report.</p>
4	Integrator Requirements	<p>Describe the standards for equipment and buildings required by integrators and whether the subject's hog building(s) meet, exceed, or do not meet the integrator's standards, if applicable. Discuss the compatibility of the subject improvements with requirements of other integrators in the area as well.</p> <p>If the hog building(s) are no longer in operation, additional discussion is needed. If the building(s) are obsolete, this needs to be explained in the appraisal. If the building(s) can be put back into production, then an estimated cost to cure to bring them into compliance with the integrator's contract standards should be provided.</p>

--*

***--Hog Addendum to FSA Appraisal Guidelines (Continued)**

Item	Information Element	Content Description
5	Approaches to Value	<p>For a hog appraisal, generally all three approaches are applicable and necessary.</p> <p>Analyze such local sales that are available to adequately support the value of the subject's hog facilities. When there are insufficient local sales, regional sales may be considered. Analyze and adequately support adjustments for locational differences if applicable. Discuss and support the selection of comparable sales.</p> <p>Include sufficient detail from the sales analysis in the appraisal to support the subject analysis. Units of comparison should be determined from the market.</p>
6	Sales Comparison Approach	<p>Show direct (head to head) comparison of subject and sales summarized in a grid. Explain and support all adjustments in sufficient detail. Use a market unit of comparison that is understandable and supportable. Explain which sales were given the most weight from the direct comparisons for the value opinion.</p>
7	Cost Approach	<p>Provide market (local/cost provider) data to support typical RCN. Use typical cost for RCN calculations, but discuss any differences in actual quotes/estimates from typical cost. For existing operations, also provide market data to support typical economic life and to support depreciation rates used.</p> <p>Include the following.</p> <ul style="list-style-type: none"> • The contributory value of the land components. Include vacant land sales to support the contributory values. • Describe, discuss and explain the contributory value of any site improvements (manure lagoons, wells, septic tanks, roads and loading areas, etc.) for the subject and sales. They should be consistently analyzed. Any significant value differences should explained and discussed. • The RCN, effective age, remaining economic life, and contributory value of each building and the fixtures/equipment and documenting the physical, functional and external depreciation calculations.

--*

***--Hog Addendum to FSA Appraisal Guidelines (Continued)**

Item	Information Element	Content Description
8	Income Approach	<p>Compare and discuss actual income and expenses from the contract projections to typical market income & expenses. Other projected farm related income and expenses, should be discussed as well.</p> <p>Property should be appraised on a fee simple basis. Discuss selection of cap rates and which sales are given the most weight.</p>
9	Final Value Allocation	<p>Allocate the final value opinion into the contributory value of the component parts for the land, land improvements, and structural improvements (including fixtures and equipment). The contributory value of any personal property included in the value should be shown separately.</p>

--*

***--Poultry Addendum to FSA Appraisal Guidelines**

In addition to the general FSA appraisal guidelines, the following is a supplement specific to poultry appraisals.

Item	Information Element	Content Description
1	Market Description	Summarize the market for poultry operations in the subject area based on contacts with local integrators, lenders, and growers. Determine the amount and range of contract production payments and terms being paid to poultry operators. The description shall discuss the subject integrator as well as other integrators operating in the area.
2	Subject Description	<p>Describe the poultry buildings and fixtures/equipment associated with each building in sufficient detail including the age and condition of each. For existing facilities, state and discuss the actual age and effective age for each and reconcile any differences. Typically, a lower effective age requires detailed documentation of significant upgrades. Identify and document all prior repairs/upgrades including cost estimates and year completed. A visual inspection of the interior is necessary to adequately assess the condition for existing facilities.</p> <p>If subject is an existing facility, appraised “as-improved” to include repairs/upgrades, document the proposed repairs/upgrades including cost estimates. A hypothetical condition should be stated.</p> <p>If the subject is new construction, summarize the actual construction cost quotes/estimates associated with the new construction and include in the appraisal copies of quotes and specs sufficient to adequately describe the proposed construction. A hypothetical condition should be stated.</p> <p>Identify the legal permitted capacity. Identify any personal property included on subject and/or sales, and show contributory value separately from real estate.</p> <p>Adequately describe the land and land improvements as well as any other improvements.</p>

--*

***--Poultry Addendum to FSA Appraisal Guidelines (Continued)**

Item	Information Element	Content Description
3	Poultry Production Contract/ Agreement	<p>Summarize the contract or proposed grower contract/agreement with the integrator (if applicable) for the subject and under what terms and/or conditions the contract is subject to (such as any repairs or upgrades to the facilities that may be required to obtain the contract). Include income and expense estimates.</p> <p>If the value of the subject property is dependent upon the contract, then an analysis of the relationship of the contract to the subject's real property and how the contract impacts the value of the real property must be explained in the appraisal report.</p>
4	Integrator Requirements	<p>Describe the standards for equipment and buildings required by integrators and whether the subject's poultry houses meet, exceed, or do not meet the integrator's standards. Discuss the compatibility of the subject improvements with requirements of other integrators in the area as well.</p> <p>If the poultry house(s) are no longer in operation, additional discussion is needed. If the houses are obsolete, this needs to be explained in the appraisal. If the houses can be put back into production, then an estimated cost to cure to bring them in compliance with the integrator's contract standards should be provided.</p>
5	Approaches to Value	<p>For a poultry appraisal, generally all three approaches are applicable and necessary.</p> <p>Analyze such local sales that are available to adequately support the value of the subject's poultry facilities. When there are insufficient local sales, regional sales may be considered. Analyze and adequately support adjustments for locational differences if applicable. Discuss and support the selection of comparable sales.</p> <p>Incorporate the same appraisal methods and techniques to analyze the subject and comparable sales and provided adequate documentation of adjustments to support the subject value conclusion. Include sufficient detail from the sales analysis in the appraisal to support the subject analysis.</p> <p>Units of comparison should be determined from the market, but for poultry appraisals, the most common unit of comparison is square footage of the poultry houses.</p>

--*

***--Poultry Addendum to FSA Appraisal Guidelines (Continued)**

Item	Information Element	Content Description
6	Sales Comparison Approach	Show direct comparison of subject and sales summarized in a grid. Explain and support all adjustments in sufficient detail. Use a unit of comparison that is understandable and supportable. FSA recommends using value per square foot of poultry houses.
7	Cost Approach	<p>Provide market data to support typical RCN. Use typical cost for RCN calculations, but discuss any differences in actual quotes/estimates from typical cost. For existing operations, also provide market data to support typical economic life and to support depreciation rates used.</p> <p>Include the following:</p> <ul style="list-style-type: none"> • The contributory value of the land components. Include vacant land sales to support the contributory values. • The contributory value of any site improvements (wells, septic tanks, roads and loading areas, etc.). Discuss whether building pads are included with buildings or with site improvements. • The contributory value and remaining economic life of each building, taking into account physical, functional and external obsolescence. Buildings of like kind, age, and condition can be grouped. See comments under Item 2 above. <p>The contributory value and remaining economic life of equipment/fixtures associated with each building, taking into account physical, functional and external obsolescence. Equipment of like kind, age, and condition can be grouped. See comments under Item 2 above.</p>
8	Income Approach	Show income and expense projections used in the income approach. Income and expenses should be based on income and expenses extracted from market data for a typical operation. Compare to integrator's projections. Projected income and expenses for other farm related enterprises, if applicable, should be addressed as well. Discuss subject actual income & expenses vs. typical income & expenses if different.
9	Final Value Allocation	Allocate the final value opinion into the contributory value of the component parts for the land, land improvements, and structural improvements (including fixtures and equipment). The contributory value of any personal property included in the value should be shown separately.

Appraisal * * * Engagement Letter

The following sample may be used as an appraisal engagement letter.

*--

(Letterhead)	(Current DATE)
Dear (name of appraiser)	
Your quote of \$ (Amount) is acceptable and you have agreed to complete an appraisal(s) of the following property(ies) 911 address(es) and short legal(s) located in (County(ies)). The Farm Service Agency (FSA) applicant is (name of applicant).	
You have agreed to deliver the appraisal report(s) by (Deliver By Date) to FSA. This is your authorization to provide an appraisal to FSA as described. Your Appraisal Point of Contact (APOC) will be <u>Appraisal Point of Contact, Name, Phone Number, Email</u> .	
This also authorizes you to contact the owner or applicant and have access to the subject property. You must contact the property owner and/or applicant or authorized representative to provide them the opportunity to accompany you on the property inspection. If you cannot reach this individual, contact an FSA representative for consultation before you inspect the property.	
Additionally, this is your authorization to obtain certain information from FSA that may assist you in completing the FSA appraisal assignment. You should provide a copy of this letter to the FSA County Office(s) when requesting information from FSA. The information that the FSA County Office can provide you is limited to the subject property and comparable sales that will be used in the appraisal process. You are contractually bound by the same requirements of information confidentiality as are Government employees and as further described in the Statement of Work (SOW).	
FSA County Offices are directed by the State Office to release the necessary information to appraisers working for FSA that are completing an appraisal assignment. As a State (Certified General) appraiser, providing an appraisal to FSA, you can request certain information from FSA regarding ARC/PLC contract acres, payment yields, agricultural use acres and cropland acres (Common Land Unit (CLU) acres), digital imagery, Conservation Reserve Program (CRP) contract acres, highly erodible land delineations and wetland classifications.	
Since FSA is your client, FSA may provide more specific information. Any information provided by FSA on CRP payments per contract, per acre basis or ARC/PLC commodity yield per acre basis is <u>confidential</u> and is protected in accordance with Uniform Standards of Professional Appraisal Practices (USPAP) confidentiality ethics rule and shall not be available to the general public. This information can only be retained in your work file. FSA program information may be reported only on total payment and acre basis and in generic terms in the appraisal report.	

--*

Appraisal * * * Engagement Letter (Continued)

If the FSA County Office does not provide the requested information to you in a timely manner, notify the APOC immediately for assistance.

In the acceptance to complete this appraisal assignment, you agree to perform services for FSA in accordance with the applicable SOW, other requirements, conditions and terms as described in the Appraisal Order.

Key USPAP information and reporting requirements are as follows.

- The subject property is listed above.
- The **client** will be Farm Service Agency.
- The **intended users** will be Farm Service Agency and Big Ag Bank.
- The **purpose** is to provide an opinion of market value.
- The **intended use** of this appraisal is for Loan Servicing - SAA (from List). Provide the reference when identified intended use requires them (this is for Shared Appreciation Agreement Recapture, partial release, or foreclosure).
- The Appraisal Condition is list. Provide additional and applicable comment.
- The property rights to be appraised are list. Provide additional and applicable comment.
- Any applicable "extraordinary assumptions" or "hypothetical conditions" must be clearly disclosed and agreed upon with the APOC prior to their use.

The Work Order provides additional detail to perform the appraisal.

If any of the information and instructions are different than discussed, or if the inspection of the subject reveals information that conflicts or is significantly different than what was provided, contact the APOC immediately.

A PDF electronic copy is the preferred method of appraisal report delivery. Send by e-mail to Ordering Official and APOC, e-mail address provided by the Work Order. If a PDF electronic copy is not available, discuss delivery requirements with the APOC.

If there are questions or additional information is needed, contact the ordering official or APOC.

Sincerely,
APOC

***--Applicant/Borrower Notification of Appraisal**

Following is an example of the applicant/borrower notification of an appraisal letter.--*

Date

Owner's Name

Address

City, State, Zip Code

RE: Appraisal Request – Introduction of Vendor

This letter introduces _____, who has been awarded a work order for providing the Farm Service Agency (FSA) an appraisal. The appraisal is prepared for the sole use and specific needs of FSA. The vendor will be contacting you in the near future to make arrangements to inspect your property and gather information needed for the appraisal.

The vendor may receive and record information necessary for reviewing and completing the appraisal. The vendor is contractually bound by the same requirements of information confidentiality as are Government employees. We ask you to cooperate with the appraiser, show your property and provide the information needed to perform the appraisal.

If you believe that this trust has been violated or that the vendor is not performing as an FSA employee would, please contact your local FSA office at:
If you have questions, please contact <authorized agency official> at <office phone number>.

Sincerely,

Authorized Agency Official Signature

CC: Farm Loan Manager, FSA, County
Applicant

