

**FSA**  
**HANDBOOK**

---

**Noninsured Crop Disaster Assistance Program  
for 2015 and Subsequent Years**

---

**For State and County Offices**

SHORT REFERENCE

**1-NAP  
(Revision 2)**



**UNITED STATES DEPARTMENT OF AGRICULTURE**

Farm Service Agency  
Washington, DC 20250

---

**Noninsured Crop Disaster Assistance  
Program for 2015 and Subsequent Years  
1-NAP (Revision 2)**

**Amendment 23**

---

**Approved by:** Acting Deputy Administrator, Farm Programs



---

**Amendment Transmittal**

**A Reasons for Amendment**

Subparagraph 10 A has been amended to update the summary of deadlines.

Subparagraph 12 B has been amended to update guidance on requirements for DD reviews of CCC-770 NAP.

Subparagraph 50 D has been removed and the information moved to paragraph 50.5.

Paragraph 50.5 has been added to:

- organize and clarify the growing history requirement including the COC authority to grant relief for producers that have grown the crop in another county
- provide instructions for documenting the growing history requirement in COC minutes.

Subparagraph 51 C has been amended to replace PECD with SND.

Subparagraph 52 A has been reorganized for clarity.

Subparagraph 53 A has been amended to clarify policy and examples on ineligible crops for NAP assistance.

Subparagraph 53 B has been added to clarify crop eligibility for FCIC crops.

Subparagraph 53 C has been amended to replace PECD with SND.

Subparagraph 54 A has been amended to update the definition of coverage period to be consistent with the definition in 7 CFR 1437.6.

## **Amendment Transmittal (Continued)**

### **A Reasons for Amendment (Continued)**

Subparagraph 55 D has been amended to:

- include the 2022, 2023, and 2024 AUD values
- provide the steps for calculating the AUD value each year.

Subparagraph 102 F has been amended to include the sequestration percentage for 2022 through 2030.

Subparagraph 200 A has been amended to clarify pay groups, remove an inaccurate note, and clarify that a missing pay type code is an indicator the crop is ineligible for NAP.

Subparagraph 200 C has been amended to clarify payment crop code definition.

Subparagraph 200 G has been amended with instructions for requesting new crop types currently not eligible for NAP coverage and portions of the policy was moved to paragraph 302.

Subparagraph 203 E has been amended to remove juice as an intended use approved in NCT when determining CMP's.

Subparagraph 206 A has been amended to revise the definition of multiple-planted crop to be consistent with the definition in 7 CFR 1437.3.

Subparagraph 206 C (formerly subparagraph D) has been amended to clarify planting periods and provide an updated chart.

Subparagraph 206 E (formerly subparagraph F) has been amended to update the title.

Subparagraph 208 B has been amended to clarify that an organic selection on the application for coverage is crop type specific and does not apply to all crops in the pay group unless all crops are selected on CCC-471.

Subparagraph 275 A has been amended to replace sales closing date with application closing date and clarify reports available in NCT for NAP eligible crops.

Subparagraph 275 B has been amended to replace PECD with SND.

Subparagraph 275 C has been amended to include more relevant crop years in the example.



## **Amendment Transmittal (Continued)**

### **A Reasons for Amendment (Continued)**

Paragraph 277 has been amended to include provisions that the NCT from neighboring areas may be used to support the required annual review of carrying capacities and grazing periods.

Subparagraph 278 B has been amended to clarify that policy for establishing prices is also applicable for value loss and organic crops.

Subparagraph 278 J has been amended to include a note about corrective action when an incorrect price is loaded in the NCT.

Subparagraph 279 C has been added to provide that the UH and PP factors for multiple market crops must be the same for both FH and PR.

Paragraph 281 has been added to clarify shareable NCT data elements.

Subparagraph 302 A has been amended to include instructions for issuing a letter when coverage is requested for an ineligible crop.

Subparagraph 304 D has been amended to include policy about authority to waive or grant relief of premium debt.

Subparagraph 342 A has been amended to correct the section reference for CCC-471 NAP BP.

Subparagraph 342 I has been amended to remove the producer notification letter and add a reference to Exhibit 36.5.

Paragraph 380 has been amended to clarify:

- the impact of ineligible acreage in SNAPP
- clarify instructions for using SNAPP and provide examples.

Subparagraphs 400 D and E have been amended to update examples.

Subparagraph 401 A has been amended to update the definition of a bypass yield to match the definition in 7 CFR 1437.3.

Subparagraphs 402 A, 408 B, and 475 B have been amended to update examples.

Subparagraph 475 C has been amended to clarify policy about a bypass yield and update examples.

## **Amendment Transmittal (Continued)**

### **A Reasons for Amendment (Continued)**

Subparagraph 475 D has been amended to:

- update the examples for zero acres planted
- clarify that zero acres planted is applicable when all acreage of the crop is reported but determined ineligible and is entered into SNAPP.

Subparagraphs 476 A and C have been amended to update examples.

Subparagraph 479 E has been amended to provide guidance for when a producer fails to provide acceptable production records in a year following the initial approved yield, and to update the examples.

Subparagraphs 483 C and D have been added to provide guidance when establishing NCT records for multiple market crops and clarify APH requirements for multiple market crops.

Subparagraph 507 A has been amended to clarify where the percent of sugar may be derived from for sugar cane and remove an outdated hyperlink.

Paragraph 508 has been added to provide sugar beet policy.

Subparagraph 575 B has been amended to remove duplicate policy in the notes.

Subparagraph 575 C has been amended to clarify that field inspection requirement cannot be waived unless the exception in Part 13 is applicable.

Paragraph 576 has been amended to clarify the 72-hour notification requirement.

Subparagraph 601 A has been amended to provide the reference to the 72-hour requirement.

Subparagraph 601 B has been amended to clarify production records acceptable to FSA include verifiable and nonverifiable.

Subparagraph 602 A has been amended to clarify the production reporting deadline and record requirements.

Subparagraph 607 B has been amended to reference paragraph 380.

Subparagraph 701 B has been amended to provide instructions for eFund issues.

## **Amendment Transmittal (Continued)**

### **A Reasons for Amendment (Continued)**

Subparagraph 701 C has been amended to add eFund account information for 2019 and future program years.

Subparagraph 801 A has been amended to remove the outdated link in the note and reference Exhibit 5.

Subparagraph 804 H has been amended to modify the assigned AUD calculation to include the factor of 50 percent coverage level for grazed forage.

Subparagraph 900 B has been amended to clarify the example.

Subparagraph 900 C has been amended to update the example.

Subparagraph 900 F has been amended to clarify inventory reporting requirements.

Subparagraph 901 C has been added to clarify ineligible causes of loss for aquaculture.

Subparagraph 901 D (formerly subparagraph C) has been amended to provide the application closing date.

Subparagraph 901 E (formerly subparagraph D) has been amended to clarify identifying growing locations.

Subparagraph 901 F (formerly subparagraph E) has been amended for clarity and to remove the reference to the term “controlled environment.”

Subparagraph 903 H has been amended to clarify the pay group for floriculture.

Subparagraph 903 I has been amended to update the subparagraph title and clarify the policy for establishing an inventory value.

Subparagraph 903 J has been amended to clarify policy and remove a note.

Subparagraph 976 B has been amended to clarify the application closing date for honey.

Subparagraph 977 B has been amended to clarify the application closing date for maple sap.

Subparagraph 978 C has been amended to clarify processor contract requirements for hemp.

Part 13 has been added to provide emergency procedures.

- Paragraph 1000 has been added to provide policy in the event of a named storm when emergency procedures are needed because of workload and resource concerns.

## Amendment Transmittal (Continued)

### A Reasons for Amendment (Continued)

Exhibit 2 has been amended to:

- update the definitions of bypass year, county expected yield, coverage period, and multiple planted crop to be consistent with definitions in 7 CFR 1437.3 and 1437.6
- add definitions for commercial use, inventory report, and written agreement.

Exhibit 36.5 has been added to provide an example letter to producers when a transfer of coverage is disapproved.

Exhibit 52 has been amended to:

- remove references to the intended use juice (JU)
- provide a completed example of the most recent version of CCC-575.

Exhibit 53.3 has been amended for clarity.

Exhibit 56 has been amended to remove references to the intended use juice (JU) and example 9.

Page Control Chart		
TC	Text	Exhibit
1-4 7, 8 9 (add)	1-19, 1-20 1-20.5, 1-20.6 (add) 1-23, 1-24 2-2.5, 2-2.6 2-2.7, 2-2.8 (add) 2-3, 2-4 2-9, 2-10 2-13 through 2-20 2-25 2-26 (add) 3-6.5, 3-6.6 4-1 through 4-4 4-14.11, 4-14.12 4-17 through 4-22 4-25, 4-26 4-219 through 4-222 4-228.5 through 4-228.8 4-231, 4-232 4-234.7, 4-234.8 4-235, 4-236 5-12.5, 5-12.6 5-23, 5-24 5-105, 5-106 5-113, 5-114	1, pages 1-4 2, pages 5-8 pages 13, 14 page 23 36.5, page 1 (add) 52, pages 1-12 53.3, page 1 56, pages 1-12 page 33 page 34 (remove) page 35 (remove)

**Amendment Transmittal (Continued)**

<b>Page Control Chart (Continued)</b>		
<b>TC</b>	<b>Text</b>	<b>Exhibit</b>
	6-19, 6-20 6-21, 6-22 (add) 7-3 through 7-6 7-6.5, 7-6.6 7-9, 7-10 7-21 through 7-158 7-169, 7-170 7-170.5, 7-170.6 (add) 7-183, 7-184 7-184.5, 7-184.6 (add) 7-241, 7-242 7-243 (add) 8-1 through 8-4 8-7, 8-8 9-3, 9-4 9-7, 9-8 9-17, 9-18 10-53, 10-54 12-5, 12-6 12-41, 12-42 12-221 through 12-232 12-239 through 12-242 12-393, 12-394 12-399, 12-400 12-403 through 12-406 12-407 (add) 13-1, 13-2 (add) 13-3 (add)	



## Table of Contents

### Page No.

#### Part 1 Basic Information

1	Overview.....	1-1
2	Units of Measure.....	1-5
3	DAFP Responsibilities.....	1-8
4	STC Responsibilities.....	1-8
5	SED Responsibilities .....	1-11
6	COC Responsibilities.....	1-12
7	CED Responsibilities.....	1-16
8	Producer Responsibilities.....	1-17
9	NAP Lifecycle .....	1-18
10	Deadlines for NAP .....	1-20
11	Submitting Documents and Requests to the Washington, DC, National Office .	1-21
12	CCC-770 NAP, Noninsured Crop Disaster Assistance Program Checklist .....	1-24
13-49	(Reserved)	

#### Part 2 Available Coverage

50	Coverage Options.....	2-1
51	NAP Causes of Loss .....	2-4
52	Eligible Crops .....	2-13
53	Ineligible Crops.....	2-15
54	Coverage Period.....	2-19
55	Amount of Assistance .....	2-25
56-99	(Reserved)	

#### Part 3 General NAP Provisions

##### Section 1 Producer Eligibility

100	Producers.....	3-1
101	Units.....	3-4
102	Average AGI and Payment Limitations.....	3-6
103	Conservation Compliance.....	3-7
104	FCIC Disqualification of a Person or Legal Entity .....	3-8
105	Community Supported Agriculture.....	3-9
106	Ability and Intent to Harvest, Transport, and Market Approved Yield.....	3-10
107-149	(Reserved)	

## Table of Contents (Continued)

### Page No.

#### Part 3 General NAP Provisions (Continued)

##### Section 2 Miscellaneous Provisions

150	Multiple Benefit Exclusion .....	3-51
151	Unacceptable, Incorrect, or False Records and Certifications .....	3-53
152	Variance .....	3-54
153	Misrepresentation, Scheme, or Device .....	3-58
154	Liquidated Damages .....	3-59
155	Determinations and Appealability .....	3-60
156	National Environmental Policy Act Requirements .....	3-61
157-199	(Reserved)	

#### Part 4 Crops

##### Section 1 Crop Provisions

200	National Crop Definitions .....	4-1
201	Types or Varieties of Crops .....	4-6
202	Handling Crops Produced for Different Intended Uses .....	4-7
203	Historical Marketing Percentage (HMP) .....	4-14
204	Double-Cropped Acreage .....	4-15
205	Multiple-Harvested Crops .....	4-17
206	Repeat and Multiple-Planted Crops .....	4-18
207	Direct Market Crops .....	4-21
208	Organic Crops .....	4-24.5
209	Quality Loss Option for Certain Approved Crops That Is Available Under Buy-Up NAP Coverage Only .....	4-27
210-274	(Reserved)	

##### Section 2 Crop Data

275	Crop Documentation .....	4-221
276	County-Expected Yield .....	4-223
277	Carrying Capacity .....	4-228.5
278	Average Market Price .....	4-229
279	Unharvested and Prevented Planting Payment Factors .....	4-235
280	Minutes .....	4-236
281	Releasing Crop Data .....	4-236
282-299	(Reserved)	



## Table of Contents (Continued)

### Page No.

#### Part 5 Obtaining NAP Coverage

##### Section 1 General Provisions

300	Application Closing Dates .....	5-1
301	CCC-471, Application for Coverage .....	5-4
302	Manual CCC-471 (06-19-19).....	5-12.5
303	Service Fee.....	5-18
304	NAP Premiums .....	5-21
305	Summary of Coverage (SOC).....	5-27
306-340	(Reserved)	

##### Section 2 Special Provisions

341	Life of Original CCC-471's and Cancellations, Terminations, and Replacements	5-101
342	Transferring NAP Coverage .....	5-105
343-374	(Reserved)	

#### Part 6 Acreage

375	Unit Acreage Certifications .....	6-1
376	Reported and Determined Crop Acreage.....	6-5
377	Late Planting .....	6-7
378	Prevented Planting .....	6-10
379	Native Sod Acreage .....	6-12
380	SNAPP for Ineligible Crop Acreage, Honeybee Colonies, and Tree Taps .....	6-20
381-399	(Reserved)	

#### Part 7 Yields

##### Section 1 General Provisions

400	Overview.....	7-1
401	Types of Yields.....	7-6
402	Approved Yields .....	7-9
403	Actual and Replacement Yields.....	7-13
404	Assigned Yields .....	7-14
405	Zero Credited Yields.....	7-16
406	Substitute Yields .....	7-17
407	T-Yields .....	7-20
408	Revising Approved Yields.....	7-21
409	Prohibiting Assigned Yields in Certain County Offices.....	7-22
410-474	(Reserved)	

## Table of Contents (Continued)

### Page No.

#### Part 7 Yields (Continued)

##### Section 2 Special Considerations and Provisions

475	Continuity .....	7-151
476	Combining and Dividing Unit APH Databases .....	7-156
477	New Producers .....	7-158
478	Yield Limitations .....	7-163
479	Increased Acreage and Added Land, Practice, Type, Intended Use, Planting Period, or Unit .....	7-165
480	Yield Type Indicators .....	7-170.5
481	Native Sod Yield Restrictions.....	7-171
482	Certified Organic and Transitional Crops.....	7-181
483	Multiple Market Crops.....	7-183
484	Center Pivot Irrigation Systems .....	7-185
485	Successor-in-Interest Eligibility.....	7-186
486-499	(Reserved)	

##### Section 3 Specific Crop Procedures

500	Lag Year Crops.....	7-211
501	Perennial Crops.....	7-213
502	Adjustments for Fruit and Nut Crops.....	7-218
503	Crops With Processing Intended Use .....	7-227
504	Coarse Grains.....	7-228
505	Cotton.....	7-236
506	Peas .....	7-240
507	Sugar Cane.....	7-241
508	Sugar Beets Intended for Processing .....	7-242
509-574	(Reserved)	

#### Part 8 Reporting Losses

##### Section 1 Loss Information

575	Notice of Loss .....	8-1
576	72-Hour Notification.....	8-7
577	Yield-Based Crops .....	8-8
578	Value Loss Crops.....	8-10
579-585	(Reserved)	

## Table of Contents (Continued)

### Page No.

#### Part 8 Reporting Losses (Continued)

##### Section 2 Measurements and Appraisals

586	Overview .....	8-31
587	Performing Measurement Services .....	8-32
588	Performing Appraisals .....	8-35
589	Controversial Appraisals/Inspections .....	8-37
590-599	(Reserved)	

#### Part 9 Production

600	Overview .....	9-1
601	Records of Production .....	9-2
602	Reports of Production .....	9-8
603	Using Another Producer's Records .....	9-11
604	Reported or Determined Production .....	9-12
605	Actual, Harvested, and Appraised Production .....	9-12
606	Commingled Harvested Production .....	9-14
607	Assigned Production .....	9-18
608	Expected Production .....	9-20
609	Net Production .....	6-20
610	Quality Loss Production Adjustment .....	9-21
611	Guaranteed Payments .....	9-23
612	Salvage Value .....	9-24
613-674	(Reserved)	

#### Part 10 Payment

##### Section 1 General Payment Provisions

675	Application for Payment .....	10-1
676	Amount of Assistance .....	10-3
677	Reductions .....	10-4
678	Other Benefits .....	10-4
679	Determining Shares .....	10-4
680-699	(Reserved)	

##### Section 2 Payment Processing

700	General Payment Provisions .....	10-51
701	Payment Processing .....	10-54
702	Manual Payment Calculations .....	10-55
703	Prerequisites for Issuing Payments .....	10-56
704-774	(Reserved)	

## Table of Contents (Continued)

### Page No.

#### Part 11 Compliance Review

775	NAP Compliance Reviews .....	11-1
776	COR Reviews.....	11-7
777-799	(Reserved)	

#### Part 12 Specific Crop Procedures

##### Section 1 Forage Provisions

800	General Forage Provisions .....	12-1
801	Defining Forage Crops.....	12-5
802	Mechanically Harvested Forage for “Other Than Seed” Provisions .....	12-9
803	Mechanically Harvested Forage for Seed Provisions .....	12-19
804	Grazed Forage Provisions .....	12-30
805	Small Grain Forage .....	12-54
806	NAP Coverage and RMA PRF Pilot Insurance Program Coverage .....	12-60
807	NAP Grass for Grazing Worksheet.....	12-61
808	Examples and Explanations of NAP Grass for Grazing Worksheet Calculations	12-80
809	Quality Loss for Forage Crops With Buy-Up Coverage .....	12-87
810	Determining Amount of Forage Quality Loss .....	12-90
811	Determining Amount of Forage Quality Loss Using Forage Quality Calculator	12-94
812	CPLGW Alternative Method .....	12-99
813	Alternative Grazing Loss Assessment Forage Weight Appraisal Method .....	12-105
814-874	(Reserved)	

##### Section 2 Crops Grown in Tropical Regions

875	Coverage for Tropical Regions .....	12-181
876	Tropical Region Provisions.....	12-182
877	Tropical Region Record and Reporting Requirements.....	12-184
878	Tropical Region Loss.....	12-185
879	Tropical Regions Applying for Payment .....	12-186
880	Tropical Region NAP Assistance .....	12-187
881-899	(Reserved)	

## Table of Contents (Continued)

Page No.

### Part 12 Specific Crop Procedures (Continued)

#### Section 3 Value Loss Crops

900	General Provisions .....	12-221
901	Aquaculture .....	12-224
902	Christmas Trees .....	12-233
903	Floriculture .....	12-236
904	Ginseng .....	12-242
905	Mushrooms .....	12-250
906	Ornamental Nursery .....	12-254
907	Propagation Stock Nonornamental Nursery Seed .....	12-261
908	Turfgrass Sod .....	12-268
909-974	(Reserved)	

#### Section 4 Other Crops

975	Biomass .....	12-391
976	Honey .....	12-393
977	Maple Sap .....	12-399
978	Hemp Provisions .....	12-402
979-999	(Reserved)	

### Part 13 Emergency Procedures

1000	Emergency Procedures for Named Storms .....	13-1
------	---	------

## Table of Contents (Continued)

### Exhibits

1	Reports, Forms, Abbreviations, and Redelegations of Authority
2	Definitions of Terms Used in This Handbook
3, 4	(Reserved)
5	Determining Crops Covered by Insurance Using RMA Websites
6-13	(Reserved)
14	(Withdrawn--Amend. 18)
14.5, 14.6	(Withdrawn--Amend. 18)
14.7	(Withdrawn--Amend. 20)
15	Letter in Response to CCC-471 Filed for a Crop for Which FSA Cannot Extend Coverage
16	(Reserved)
17	CCC-456, NAP Crop Data Information for New NAP Crops
18-21	(Reserved)
22	Example of Letter to Producer Advising of Results of Office Determination
23-25	(Reserved)
26	(Withdrawn--Amend. 10)
27-30	(Reserved)
31	NASS Quick Stats Tool as a Resource for Price and Yield Data
32	(Withdrawn--Amend. 2)
33	Identifying AMS Price Data
34	Examples of Continuous Coverage and Reminder Notification Letters
35	Letter in Response to CCC-471 Filed After the End of a Coverage Period or When a Coverage Period Would End Within 30 Calendar Days of Actual Date of CCC-471 Filing
35.5	Letter in Response to CCC-471 Filed for Buy-Up Coverage When the Producer Does Not Meet the Growing History Requirement
36	Instructions for Completing CCC-577, Transfer of NAP Coverage
36.5	Example Letter of Disapproved Transfer of Coverage
37	Accessing and Saving NAP Late Planting-Assigned Production Calculator Worksheet
38	(Reserved)
39	Additional Prevented Planting Calculations
40	Crops Applicable to Native Sod Provisions
41	Instructions for Completing CCC-452, Actual Production History and Approved Yield Record
42-51	(Reserved)

## Table of Contents (Continued)

### Exhibits (Continued)

- 52 Instructions for Completing CCC-575, Record of Historical Marketing Percentage (HMP), Contract Marketing Percentages (CMP), and Direct Marketing Percentage (DMP)
- 53 Instructions for Completing CCC-576, Notice of Loss and Application for Payment Noninsured Crop Disaster Assistance Program for 2020 and Subsequent Years
- 53.2 Example of Disapproved Notice of Loss Letter
- 53.3 Example of Approved Notice of Loss Letter
- 53.4 Example of Approved Notice of Loss Grazed Forage Letter
- 53.5 Accessing and Saving NAP Acreage – Destroyed Without Consent or Ineligible Cause of Loss – Assigned Production Calculator Worksheet
- 54 Instructions for Completing CCC-576B, 2015 and Future Years Noninsured Crop Disaster Assistance Program Manual Payment Calculation Worksheet for Value Loss Crops
- 55 Completing CCC-576A-EZ, Manual Payment Calculations for NAP Yield Based Crops Without HMP, CMP, or DMP
- 56 Instructions for Completing CCC-576A, Manual Payment Calculations for NAP Yield Based Crops With Multiple Markets and/or Multiple Final Uses
- 57 Instructions for Completing CCC-576A-1, Manual Payment Calculations for NAP Yield Based Crops With Multiple Crop Types With Prevented Planted Acres
- 58 NAP Coverage and RMA Annual Forage Pilot Policy Reference Table
- 59-61 (Reserved)
- 62 Instructions for Completing CCC-576C, 2015 and Future Years Noninsured Crop Disaster Assistance Program Payment Calculation Worksheet (Grazing Crops)
- 63 Accessing and Saving NAP Turfgrass sod FMV-A and FMV-B Calculator Worksheet
- 64 Instructions for Completing CCC-576-1, Appraisal/Production Report Noninsured Crop Disaster Assistance Program for 2019 and Subsequent Years





**Part 1 Basic Information****1 Overview****A Purpose**

This handbook provides policy and procedure to State and County Offices for administering NAP for 2015 and subsequent crop years.

\*--1-NAP (Rev. 1) is **not** obsolete. State and County Offices shall continue to use 1-NAP (Rev. 1) to administer NAP for 2014 and previous years.--\*

**B NAP Purpose and Eligibility**

NAP is designed to reduce financial losses that occur when natural disasters cause a loss of production, loss of value, or prevented planting of an eligible crop.

**Note:** The term “eligible crop” includes crops identified in paragraph 52.

Coverage equivalent to CAT insurance at 50 percent of approved yield and 55 percent of the average market price, referred to by FSA as **basic 50/55 NAP coverage**, is available. Additional coverage levels are available, **except** for crops intended for grazing, from 50 percent to 65 percent of approved yield, in 5 percent increments, at 100 percent of the average market price.

Under law, NAP is available to crops and agricultural commodities for which CAT or additional coverage under 7 U.S.C. 1508(b), (c), or (h), **excluding** pilot policies or similar pilot plans of insurance, is **not** available.

## 1 Overview (Continued)

### C Sources of Authority

Authority for NAP is the Federal Agriculture Improvement and Reform Act of 1996 \*--(Pub. L. 104-127), 7 U.S.C. 7333, as amended by the Agriculture Improvement Act of 2018 (Pub. L. 115-334). Regulations governing NAP are in **7 CFR Part 1437**.--\*

### D Related Handbooks

Handbooks related to NAP include the following:

- 1-APP for appeals
- 25-AS for records management
- 1-CM for signatures, powers of attorney, registers, name and address files, and handling controlled substance cases
- 9-CM for common payment reports
- 10-CM for farm, tract, and crop data
- 2-CP for acreage reports, acreage determinations, and spot checks
- 6-CP for conservation compliance
- 7-CP for the equitable relief and finality rule

## 1 Overview (Continued)

### D Related Handbooks (Continued)

- 1-FI for issuing payments
- 3-FI for depositing remittances
- 58-FI for refunds of overpayments, withholding payments, and setoffs
- 61-FI for prompt payment interest penalties
- 63-FI for assignments and joint payments
- 64-FI for NRRS
- 1-GIS for geospatial information systems
- 5-LP for measuring farm-stored production
- 2-NAP for LA's, crop appraisal, and loss claims
- 3-NAP for NAP automation
- 3-PL (Rev. 1) for web-based subsidiary files
- \*--5-PL for 2014 through 2020 program years' payment eligibility, payment limitation, and average AGI
- 6-PL for 2020 and subsequent program years' payment eligibility, payment limitation, and average AGI--\*
- RMA manuals for loss adjustment and yield calculations that include, but are **not** limited to, the following:
  - crop insurance bulletins and handbook
  - loss adjustment manuals
  - individual crop handbooks.

## 1 Overview (Continued)

## E Administration

**[7 CFR 1437.2] Administration.**

**(a) NAP is administered under the general supervision of the Administrator, Farm Service Agency (FSA) (who also serves as the Commodity Credit Corporation (CCC) Executive Vice President), and the Deputy Administrator for Farm Programs, FSA, (referred to as “Deputy Administrator” in this part). NAP is carried out by FSA State and county committees (State and county committees) with instructions issued by the Deputy Administrator.**

**(b) State and county committees, and representatives and their employees, do not have authority to modify or waive any of the provisions of the regulations in this part, NAP’s basic provisions, or instructions issued by the Deputy Administrator.**

**(c) The State committee will take any action required by the regulations in this part that the county committee has not taken. The State committee will also:**

**(1) Correct, or require a county committee to correct, any action taken by such county committee that is not in accordance with the regulations in this part; or**

**(2) Require a county committee to withhold taking any action that is not in accordance with this part.**

**(d) No delegation to a State or county committee precludes the FSA Administrator, the Deputy Administrator, or a designee, from determining any question arising under NAP or from reversing or modifying any determination made by a State or county committee.**

**(e) The Deputy Administrator has the authority to permit State and county committees to waive or modify deadlines (except deadlines specified in a law) and other requirements or program provisions not specified in law, in cases where lateness or failure to meet such other requirements or program provisions do not adversely affect operation of NAP.**

**\*--Note:** Nothing in this handbook will be interpreted or construed to mean that FSA or CCC cannot correct any errors that may be discovered in any data element (average market price, county expected yields, payment factors, grazing period, final planting dates, etc.). FSA will correct items as soon as they are discovered to prevent improper payments from issuing. In the event that payments were already issued, finality may apply and may impact FSA’s ability to recover unearned payments.--\*

## 1 Overview (Continued)

**E Administration (Continued)**

**(1) Producers and participants have no right to a decision in response to a request to waive or modify deadlines or program provisions. The Deputy Administrator's refusal to consider such a request or a decision not to exercise this discretionary authority under this section is not an adverse decision and is not appealable.**

**(2) FSA's decision not to consider a case under this section is not a failure to act under any law or regulation because participants have no right to a decision on a request for waiver or modification.**

**(f) Items including, but not limited to, application periods, application deadlines, basic provisions, internal operating guidelines issued to FSA State and County Offices, coverage periods, fees, prices, yields, and payment factors established for NAP in accordance with this part that are used for similarly situated participants and eligible crops are not to be construed to be individual program eligibility determinations or extent of eligibility determinations and are, therefore, not subject to administrative review.**

**(g) Where there is any conflict between the basic provisions and the regulations, the regulations apply except when the Deputy Administrator determines that because of the timing of issuance of the regulations, the basic provisions applicable to the specific crop year or coverage period that may be less restrictive will apply.**

**\*--F National Office Program Area Assignments and Specialist Contact Information**

A list of current program specialist assignments and contact information for NAP policy and software can be found under the heading "NAP Program Specialist Assignments and Contact Information" at <https://inside.fsa.usda.gov/program-areas/dafp/dap/nap/index>.

For all NAP-related software issues, submit a SharePoint case at [https://usdagcc.sharepoint.com/sites/fsa-dafp-disaster/Payment\\_Issues/Lists/NAP%20Payment%20Problems/MainView.aspx](https://usdagcc.sharepoint.com/sites/fsa-dafp-disaster/Payment_Issues/Lists/NAP%20Payment%20Problems/MainView.aspx).--\*

## 2 Units of Measure

### A Application

Use the same unit of measure for all NAP data for each crop, such as, but **not** limited to:

- determining crop production
- establishing a crop yield and average market price.

### B Production and Yields

The smallest unit of measure that lends itself to the greatest level of accuracy, with minimal use of fractions, will be selected. See subparagraph D for rules of rounding fractions.

Unit of Measure	Expressed
Pounds, ounces, bu., or inches.	Whole number.
Tons.	Hundredths.
Cwt.	
Flowering tree or shrub.	Whole number (1 each).
Field- or container-grown plants or bushes.	Whole number (1 each).
Flats.	Whole number.
Square yard.	Whole number.
Containers, bunches, stems, pieces, and lugs.	<p>Whole number.</p> <p><b>Note:</b> All containers, bunches, stems, pieces, lugs, etc., <b>must</b> include the weight or number, as applicable, and be consistent across the entire State.</p> <p><b>Example:</b> Yield = 100 containers, 1 container = 25 pounds.</p> <p>STC will ensure that both the yield and average market price are based on the same weight or number. If the weight or number is the same as a self-defined unit of expression, such as pound, ton, etc., use the self-defined unit of expression.</p>

**Note:** Use the FCIC-established units of measure on all crops for which there is an insurance policy offered in the State. If insurance is **not** available in the State, STC may consider, but is **not required** to use, FCIC-established units of measure.

## 2 Units of Measure (Continued)

### C Market Prices and Payment Shares

Establish market prices for the same unit of measure used to determine production and yields.

Express market prices and payment shares using 4 decimal places.

### D Basic Rule of Fractions

Fractions will be rounded **after** completing the entire computation. In making mathematical determinations, all computations will be carried to 2 decimal places beyond the **required** number of decimal places specified in subparagraph B. In rounding, fractional digits of 49 or less beyond the **required** number of decimal places will be dropped. If fractional digits beyond the **required** number of decimal places are 50 or more, the figure at the last **required** decimal place will be increased by 1 as follows.

Required Decimal	Computation	Result
Whole Numbers	6.49 or less	6
	6.50 or more	7
Tenths	7.649 or less	7.6
	7.650 or more	7.7
Hundredths	8.8449 or less	8.84
	8.8450 or more	8.85
Thousandths	9.63449 or less	9.634
	9.63450 or more	9.635
Ten Thousandths	10.993149 or less	10.9931
	10.993150 or more	10.9932

### 3 DAFP Responsibilities

#### A Policy and Regulations

DAFP will:

- develop all NAP regulations and policy
- ensure that NAP is administered according to NAP regulations.

### 4 STC Responsibilities

#### A Administering Provisions

STC will:

- determine Statewide policy according to this handbook
- administer all phases of NAP in the State through SED
- take any action **required** by either regulation or procedure that COC has **not** taken
- correct, or require COC to correct, any action that is **not** according to NAP regulations or procedure
- require COC to withhold taking any action that is **not** according to NAP regulations or procedure
- thoroughly document, in the STC minutes, all program recommendations, such as crop data, program and eligibility determinations, appeals, etc.
- ensure that County Offices accept CCC-471's from producers according to paragraph 301.



**4 STC Responsibilities (Continued)**

**B County-Expected Yields**

STC will:

- establish and recommend NAP county-expected yields according to paragraph 276
- establish acres per AU and normal grazing days for forage according to paragraph 277
- \*--ensure that COC is aware of the requirements in subparagraph 804 E when calculating expected AUD--\*
- forward recommended county-expected yields and established acres per AU and normal grazing days to DAFP according to paragraph 11.

**C Average Market Price and Payment Factors**

STC will establish:

- \* \* \* average market prices according to paragraph 278
- payment factors according to subparagraph 279 B
- average market prices and payment factors at least 120 calendar days before the \*--application closing date for the crop.--\*

**D Establishing Reporting Deadlines and Other Applicable Dates**

STC will establish, no later than 120 calendar days before the application closing date for the crop, the following dates for all crops for which CCC-471 may be submitted by a producer in the State:

- final planting dates
- planting periods for multiple-planted crops according to paragraph 206
- normal harvest date
- application closing date according to paragraph 300
- acreage reporting date according to 2-CP.

**4 STC Responsibilities (Continued)****\*--E Approving Forage Crops Eligible for Quality Loss and Laboratories for Forage Analysis**

For 2022 and subsequent crop years, STC will determine which forage crops are eligible for quality loss as well as review and approve laboratories in the State from which forage analysis results will be accepted for quality loss. Forage eligibility and approved laboratories must be determined and NAP participants must be notified at least 60 calendar days before the earliest application closing date.--\*

**F Publicizing Applicable Reporting Dates and Other Deadlines**

STC will ensure publication of NAP provisions, including deadlines for submitting the following:

- application for coverage
- notice of loss
- application for payment
- change of ownership, operation, or share
- report of production
- certification of APH and approved yield
- acreage reporting date
- premium payment dates.

**G Appeals**

STC will ensure that appeals are handled according to 1-APP.

**5 SED Responsibilities**

**A Responsibilities**

SED will ensure that State and County Office employees:

- administer NAP according to regulations and procedures
- are thoroughly trained
- understand the intent of NAP
- are alert to possible abuses of NAP.

**B Publicizing NAP Information**

SED will instruct and ensure that County Offices:

- publicize NAP
- maintain an accurate record of all publicity efforts.

**C Training**

SED will manage resources to facilitate adequate training to County Office employees to ensure that policy and procedures are administered:

- uniformly within the State
- according to NAP guidelines.

**D Loss Adjustment Agreements and Training**

SED will ensure that State Office follows 2-NAP to obtain the services of certified LA's.

## 6 COC Responsibilities

### A Responsibilities

COC will ensure that:

- CCC-471's are accepted from all interested producers and processed according to this handbook
- \*--growing history requirement reviews are documented in the COC minutes according to paragraph 50--\*
- service fees or CCC-860's are collected according to paragraph 303
- if CCC-471 is accepted according to paragraph 301, that the following documents filed by producers are processed as follows:
  - notice of loss, CCC-576, Part B, according to paragraph 575
  - application for payment, CCC-576, Parts D through F, according to paragraph 675
- program and producer eligibility determinations are thoroughly documented
- determinations, yield assignments, loss adjustment appraisals, production assignments, and measurements are made in a timely manner
- crop acreage, honeybee colonies, and tree taps ineligible for NAP are each maintained in SNAPP according to paragraph 380
- recommendations of forage analysis laboratories, from which forage analysis results will be accepted for quality loss, are submitted to STC for approval
- COC minutes document and represent a record of determinations including, but not limited to:
  - all weather data reviewed
  - all paragraph references
- premiums are collected, if applicable, according to paragraph 304
- payments are made in a timely manner
- second-party reviews are conducted on all payment calculations on each application for payment (CCC-576, Parts D through F), **before** COC approval

**Note:** The employee performing the second-party review **must** initial and date applicable documents.

## 6 COC Responsibilities (Continued)

### A Responsibilities (Continued)

- NAP payments are approved **only after** COC is satisfied that the payment is properly calculated and due each producer, including COC satisfaction that:
    - the producer's unit is established correctly
    - the acreage is accurate, was planted timely, and is cared for using good farming practices
    - \*--the producer has the ability and intent to harvest, transport, and market the approved yield or inventory of the crop or commodity according to paragraph 106--\*
    - prevented planting claim is reasonable and justified
    - production records presented for the year in which the natural disaster occurred are verified and represent a true and complete record of the production for the unit
    - the certified production for approved yield purposes is reasonable
    - the claimed share reflects the participant's share in the crop at the time of loss
- Note:** A participant claiming a share of the payment that has received a guaranteed payment for production, as opposed to delivery, of a crop pursuant to a contract, will have the production of the producer adjusted upward by the amount of the production equal to the amount of the contract payment received.
- \*--redelegations are properly recorded following procedure in Exhibit 1--\*
  - payments that are determined to be owed are issued only **after**:
    - for 2015 and subsequent crop years, AGI limitation procedure in 5-PL is followed
    - conservation compliance requirements have been met
    - total NAP payments to a person or legal entity, directly or indirectly, do **not** exceed
      - \*--the applicable payment limitation in a crop year--\*

## 6 COC Responsibilities (Continued)

### A Responsibilities (Continued)

- approval of CCC-576, Part B, results in an approval letter sent to each producer filing CCC-576
- disapproval of CCC-576, Part B, results in a single disapproval letter sent to all of the producers with an interest in the specific crop acreage covered by CCC-576. The letter **must** include the following:
  - notification that CCC-576, Part B was disapproved
  - reason or reasons for the disapproval
  - \*--notification that appeal rights will not be provided unless an adverse determination of payment eligibility is subsequently recorded.

**Note:** See Exhibit 53.2 for an example letter.--\*

COC approval of CCC-576:

- Part C, signifies that:
  - applicant provided an acceptable notice of loss, such as CCC-576, Part B, according to subparagraph 575 B
  - natural disaster caused the damage or loss, as claimed
- Part H, signifies that applicant has provided all requisite forms, evidence, and information according to paragraph 675.

**Notes:** The fact that a producer did **not** suffer a qualifying loss to receive a NAP payment will **not** affect whether COC approves CCC-576, Part H. An acceptable application for payment (CCC-576, Parts D through F) that meets criteria in this handbook should be approved and processed through the automated system, even if a zero payment is calculated.

\*--If a single disapproval letter for Part H involves more than 1 producer, the producers will be sent the same letter and may collectively choose to appeal the single determination. If 1 or more producers appeal, all producers **must** be notified of the appeal.--\*

**6 COC Responsibilities (Continued)****B Publicizing Program Information or Details**

FSA will assist persons by providing NAP information in a variety of ways. However, because of limits on FSA resources, publication may or may **not** be by direct mail or on an individual basis. FSA meets its publication responsibilities by making broad program announcements in the press, print, and electronic media, FR documents, radio and television announcements, and through posting program information in USDA Service Centers.

The reality of limited resources has increased the participant's responsibility for being aware of program provisions. FSA **cannot** be responsible for reaching out to every potential program participant with all program information. Participants **must** seek information on program details and **not** wait for FSA to individually write or communicate with them about program provisions.

As resources permit, COC will ensure that NAP provisions are publicized and maintain a record of any and all publicity efforts, including postings in Service Centers.

**7 CED Responsibilities****A Policy and Regulation Administration**

CED will ensure that:

- NAP provisions in this handbook are administered uniformly throughout the county
- COC and STC policies are implemented
- applicable handbooks and manuals are followed
- County Offices accept CCC-471 from producers according to paragraph 301
- if CCC-471 has been timely filed, accept the following from producers:
  - notice of loss, CCC-576, Part B, according to paragraph 575
  - application for payment, CCC-576, Parts D through F, according to paragraph 675
- adequate training is provided to PT's and field assistants
- delegations of authority are followed.



## 8 Producer Responsibilities

### A Eligibility Requirements Producers Must Meet

To be eligible for NAP payments, producers **must**:

- file CCC-471 according to paragraph 301
- accurately report the acreage and shares for all crops for which CCC-471 is filed
- \*--show the ability and intent to harvest, transport, and market their expected production or inventory of the crop or commodity according to paragraph 106--\*
- certify crop production history for approved yield calculation
- complete CCC-902 and supporting forms
- provide a certification for the \$900,000 average AGI limitation according to 5-PL
- certify conservation compliance on AD-1026
- request measurement service, if needed
- file a notice of loss (CCC-576, Part B) and an application for payment (CCC-576, Parts D through F)
- request a crop appraisal, as applicable
- \*--inform County Office within 72 hours of completing harvest of hand-harvested or rapidly deteriorating crops--\*
- pay premium, as applicable, according to paragraph 304.

**9 NAP Lifecycle**

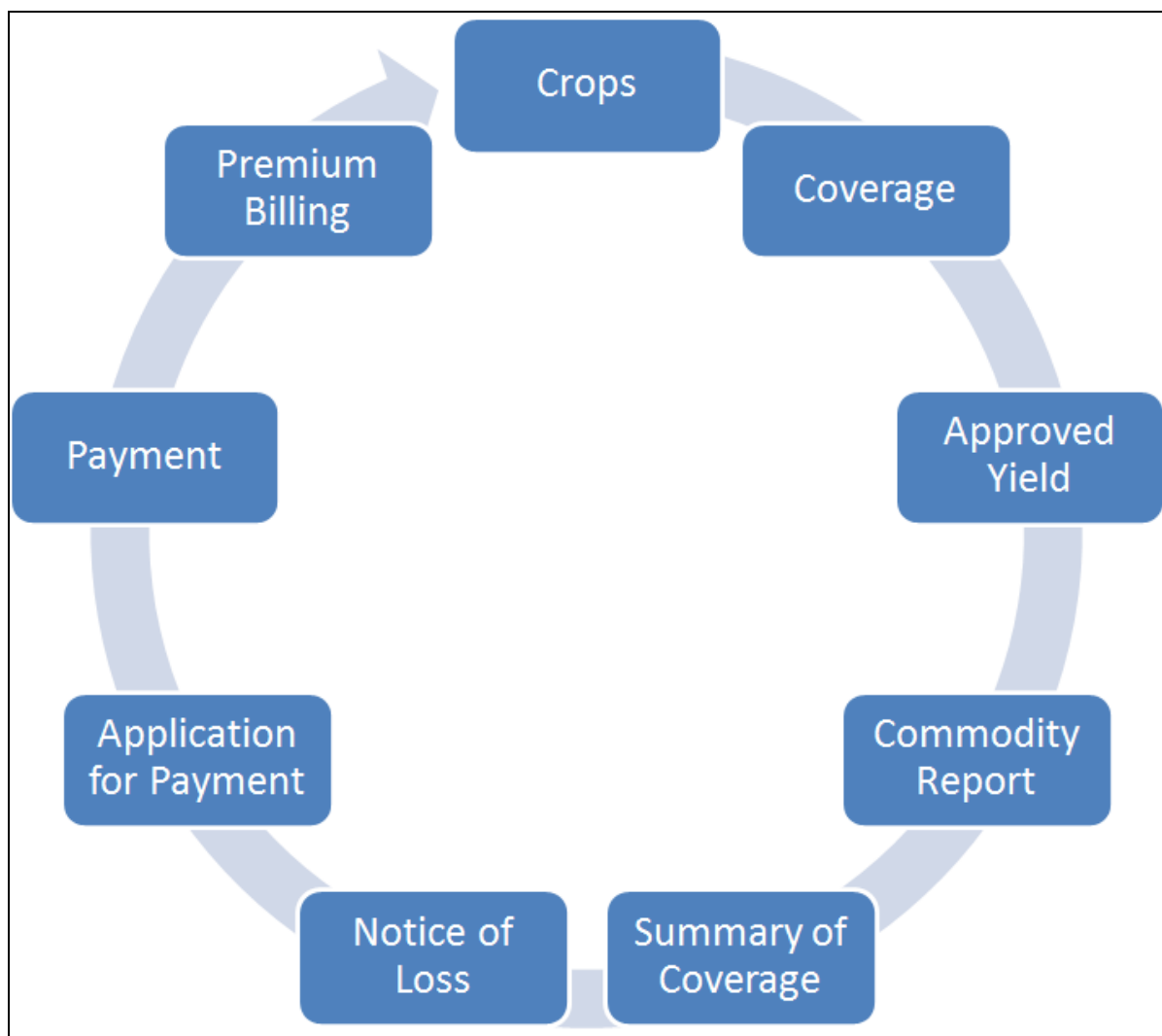
**A Overview**

The NAP lifecycle is the following:

- crops
- coverage
- approved yield
- commodity report
- summary of coverage
- notice of loss
- application for payment
- payment
- premium billing.

**9 NAP Lifecycle (Continued)****B Illustration of NAP Lifecycle**

The NAP lifecycle is displayed as follows.



## 10 Deadlines for NAP

### A Summary of Deadlines

Some deadlines applicable to NAP are summarized in this table.

\*\_\_

<b>Document/ Requirement</b>	<b>Due Date</b>	<b>Reference</b>
Application for Coverage (CCC-471 or CCC-860.	By the applicable application closing date.	Paragraph 301
Notification of loss for hand-harvested or rapidly deteriorating crops and other crops designated by DAFP.	Within 72 hours after the disaster occurrence or the time damage to the crop becomes apparent.	Paragraph 576
CCC-576, Part B.	For: <ul style="list-style-type: none"> <li>• low yield and value loss, the earlier of 15 calendar days after the: <ul style="list-style-type: none"> <li>• disaster occurrence or date of loss becomes apparent</li> <li>• normal harvest date</li> </ul> </li> <li>• prevented planting, see 2-CP</li> <li>• grazed forage, using similar mechanically harvested forage acreage to establish loss, the earlier of 15 calendar days after the: <ul style="list-style-type: none"> <li>• disaster occurrence or date of loss or damage to the crop first becomes apparent</li> </ul> </li> <li>• end of the coverage period.</li> </ul>	Paragraph 575  2-CP  Paragraph 575

## 10 Deadlines for NAP (Continued)

## A Summary of Deadlines (Continued)

\*--

Document/ Requirement	Due Date	Reference
FSA-578.	<p>The date for reporting crop acreage for NAP eligibility is the earliest of the following:</p> <ul style="list-style-type: none"> <li>the established ARD for that crop/commodity in 2-CP, Exhibit 6,</li> <li>15 calendar days before the onset of harvest or grazing of the specific crop acreage being reported</li> <li>the established normal harvest date.</li> </ul> <p><b>Note:</b> See paragraph 375 for ARD for value loss crops and honey.</p>	<p>Paragraph 375 and 2-CP, Exhibit 6</p>
Application for payment.	<p>For:</p> <ul style="list-style-type: none"> <li>grazed forage using independent assessments or other alternative loss percentage methods approved by DAFP to establish loss, 180 calendar days after the end of the coverage period</li> <li>all other NAP crops, no later than 60 calendar days after the last day of coverage for the crop year.</li> </ul>	Paragraph 675

--\*



## 11 Submitting Documents and Requests to the Washington, DC, National Office

### A Overview

Where this handbook provides that a request or documentation be sent to PECD or any section of PECD, State Offices will submit the file electronically according to this paragraph.

**Note:** Requests for equitable relief or application of the finality rule for NAP participants are **not** subject to this paragraph and **must** be submitted according to 7-CP, paragraph 4.

Responses to items sent electronically may be made electronically, by hard copy, or both.

### B Electronically Submitting Requests

Requests and documents addressed in this handbook **must** be submitted by internal FSA e-mail from State Offices to **RA.FSA.DCWA2.ppb@wdc.usda.gov**, according to the format in subparagraph C.

\*--Requests and documents submitted according to this paragraph **must** be sent by e-mail with a PDF attachment. Include a point-of-contact in the text of the e-mail, but **nothing** else of substance. Follow subparagraph C about the need for encryption. For questions about the--\* password or submitting requests, e-mail **RA.FSA.DCWA2.ppb@wdc.usda.gov**.

# 11 Submitting Documents and Requests to the Washington, DC, National Office (Continued)

## C Format for Subject Line of E-Mails and Required Attachments

The e-mail subject line **must** be formatted as follows:

- State abbreviation (for example, “AZ” for Arizona)
- type of request, as follows:
  - “072”, for additional crops to include for 72-hour notifications
  - \* \* \*
  - “DIR”, for direct market
  - “ICH”, for insufficient chill hours
  - \* \* \*
  - “TRN”, for transfers of coverage
  - “ORG”, for organic prices
  - “QLO”, for quality loss option
  - \*--“OTH”, for any NAP requests, **not** including requests for equitable relief and finality rule
- date of request (for example, “01-10-2015” for January 10, 2015).

**Example:** An example e-mail subject line from New York State, for “ORG”, on January 10, 2015, would be, “NY/ORG/01-10-2015”.

Attachments containing PII **must** be in PDF and encrypted with a password provided to the field under separate cover. The following **must** be included in the attachments:--\*

- written narrative explaining what is at issue and what is being sought
- **all** documents required by this handbook or other FSA directive; for example, CCC-471, CCC-576, CCC-577, FSA-578, and program documents, as applicable
- COC or STC concurrence or approval, as applicable
- other information that may help in processing the request
- point-of-contact for questions about the request.



**11 Submitting Documents and Requests to the Washington, DC, National Office (Continued)****\*--D Addresses and Phone Number--\***

If sending requests or documents electronically according to subparagraph B is **not** feasible, mail documentation to PECD, PPB by 1 of the following:

- FedEx or overnight mail:

USDA, FSA, DAFP, PECD, PPB  
SOUTH BLDG, ROOM 4748  
1400 INDEPENDENCE AVE SW  
WASHINGTON DC 20250-0002  
Telephone: 202-720-7641

- other mail:

USDA, FSA, DAFP, PECD, PPB  
1400 INDEPENDENCE AVE SW  
STOP 0517  
WASHINGTON DC 20250-0517.

**Note:** Do not send fax messages. They will **not** be acknowledged.

## 12 CCC-770 NAP, Noninsured Crop Disaster Assistance Program Checklist

### A Introduction

The Improper Payments Information Act of 2002 requires Federal Agencies to evaluate programs to determine whether internal controls are sufficient to prevent improper payments. CCC-770 NAP was developed to address areas of concern to ensure that NAP payments are issued properly.

### B Program Checklist

CCC-770 NAP:

- is applicable to administering NAP
- must be used when an application for payment is filed
- \*--must be reviewed by DD for the first 5 yield-based, first 5 grazing, and first 5 value loss applications for payment filed in each Service Center for each crop year, and DD must enter signature on FSA-770 NAP, item 72.

**Notes:** A tracking system will be implemented to monitor DD review completion.

To avoid prompt payment interest, reviews must be completed within 30 days of the producer submitting all documentation.--\*

- does **not** negate STC, SED, State Office, DD, COC, CED, and County Office responsibility for administering all provisions applicable to NAP.

**Note:** CCC-770 NAP was developed by the National Office and is the **only** authorized checklist for NAP. County Offices will **not** use State- or locally-generated checklists for administering NAP.

### C Maintaining CCC-770 NAP

CCC-770 NAP is applicable for each producer, by crop year, unit, and pay group.

CCC-770 NAP has been designed to enable County Offices to update CCC-770 NAP throughout the crop year, as actions are taken, and will be filed in the producer's NAP folder.

### D Retention Period

All CCC-770 NAP's **must** be retained in the producer's NAP folder with CCC-471 according to 25-AS. If a new CCC-770 NAP is initiated because of an addition of a unit, pay group, or loss, then the original CCC-770 NAP **must** be retained, along with the additional CCC-770 NAP.

CCC-770 NAP will be destroyed when CCC-471 is destroyed.

## 12 CCC-770 NAP, Noninsured Crop Disaster Assistance Program Checklist (Continued)

**E County Offices Using CCC-770 NAP**

**\*--County Offices must use CCC-770 NAP as a management tool to help address--\***  
 deficiencies identified by a review or spot check of whether NAP policies or procedures are being followed before issuing a NAP payment. If all documents are reviewed for all pay groups in the unit, because of the same cause of loss, then **only** one CCC-770 NAP is necessary. For these situations, ENTER “**All**” in CCC-770 NAP, item 5B. If documentation is **not** being reviewed for all pay groups at 1 time because either a “Yes” answer could **not** be certified for a specific pay group, or there were different causes of loss between pay groups, **only** list the applicable pay groups on CCC-770 NAP, item 5B, for which “Yes” can be certified. For pay groups that **cannot** be certified with “Yes”, a separate CCC-770 NAP **must** be completed.

The County Office employee that completes each item on CCC-770 NAP is certifying that the applicable NAP provisions have, or have **not**, been met. As an alternative, County Offices may choose to review all items after COC approval, if applicable.

After all questions on CCC-770 NAP have been answered in a manner that supports approving the applicable forms, the County Office employee will sign CCC-770 NAP, item 27, as the preparer.

**Note:** In cases involving multiple preparers, the preparer can use item 26, “Remarks” section, to indicate which items they verified.

County Offices will refer to the applicable handbook provisions, as specified, for additional information.

**Reminder:** County Offices **cannot** rely solely on CCC-770 NAP for administering NAP. All program provisions **must** be met, **not** just items on CCC-770 NAP. CCC-770 NAP is tool to assist with NAP administration and includes the major areas where deficiencies have been identified, but it is **not**, nor is it intended to be, inclusive of all NAP provisions.

\* \* \*

## 12 CCC-770 NAP, Noninsured Crop Disaster Assistance Program Checklist (Continued)

## F Example of CCC-770 NAP

The following is an example of CCC-770 NAP.

\*--

<b>CCC-770 NAP</b> (09-08-20)		U.S. Department of Agriculture Commodity Credit Corporation		1. Producer Name		
<b>NONINSURED CROP DISASTER ASSISTANCE PROGRAM CHECKLIST</b>				2. State Name		3. County Office Name
				4. Crop Year	5A. Unit(s)	5B. Pay Group
<b>Office Staff Actions:</b>			<b>Handbook or Other References</b>		<b>YES</b>	<b>NO</b>
<b>Application for Coverage</b>					<b>N/A</b>	
6.	Was crop insurance coverage available in the county for the crop(s)?	1-NAP (Rev. 2), paragraph 52 and Exhibit 5		<input type="checkbox"/>	<input type="checkbox"/>	<input type="checkbox"/>
7A.	Was a CCC-471 on file by the application closing date for each crop? (_____) (DATE)	1-NAP (Rev. 2), paragraphs 301 and 303		<input type="checkbox"/>	<input type="checkbox"/>	<input type="checkbox"/>
7B.	Were service fees paid or was a CCC-860 for certification timely filed? (_____) (DATE)	1-NAP (Rev. 2), paragraph 303		<input type="checkbox"/>	<input type="checkbox"/>	<input type="checkbox"/>
8.	Was the CCC-471 signed by an individual with signature authority on file (if the person is signing in a representative capacity)?	1-CM (Rev. 3), Part 25; 1-NAP (Rev. 2), paragraph 301		<input type="checkbox"/>	<input type="checkbox"/>	<input type="checkbox"/>
9.	Was the CCC-471 signed by a CCC representative?	1-NAP (Rev. 2), paragraph 301		<input type="checkbox"/>	<input type="checkbox"/>	<input type="checkbox"/>
10A.	Was the growing history requirement met for crops with buy-up coverage?	1-NAP (Rev. 2), paragraph 50		<input type="checkbox"/>	<input type="checkbox"/>	<input type="checkbox"/>
10B.	Was the COC determination recorded in the minutes? (_____) (DATE)	1-NAP (Rev. 2), paragraphs 6 and 50		<input type="checkbox"/>	<input type="checkbox"/>	<input type="checkbox"/>
<b>Crop Acreage Reporting and Commensurate Shares</b>						
11A.	Was an acreage report completed for the crop(s) and signed by the producer, accounting for all acreage on the unit?	1-NAP (Rev. 2), paragraph 375; 2-CP (Rev. 15), Part 2		<input type="checkbox"/>	<input type="checkbox"/>	<input type="checkbox"/>
11B.	If the producer has more than one farm, was an FSA-578 producer print completed?			<input type="checkbox"/>	<input type="checkbox"/>	<input type="checkbox"/>
12.	Was the correct unit associated to the crop and recorded accurately on the crop acreage report?	1-NAP, (Rev. 2), paragraph 101; 3-NAP, paragraph 137 C		<input type="checkbox"/>	<input type="checkbox"/>	<input type="checkbox"/>
13.	Were acres, colonies, or taps that are ineligible for NAP recorded in the Supplemental NAP Process (SNAPP)?	1-NAP (Rev. 2), paragraph 380		<input type="checkbox"/>	<input type="checkbox"/>	<input type="checkbox"/>
14A.	Were the determined acres recorded in CARS to accurately represent what was planted?	1-NAP (Rev. 2), paragraph 376		<input type="checkbox"/>	<input type="checkbox"/>	<input type="checkbox"/>
14B.	If the determined acres are different than reported acres, was the producer within variance?	1-NAP (Rev. 2), paragraph 152		<input type="checkbox"/>	<input type="checkbox"/>	<input type="checkbox"/>
15.	Did the crop(s) meet eligible double cropping requirements according to 2-CP??	1-NAP (Rev. 2), paragraphs 204 and 206; 2-CP paragraph 74		<input type="checkbox"/>	<input type="checkbox"/>	<input type="checkbox"/>
16.	If the crop was planted after final planting date, were late planting provisions applied?	1-NAP (Rev. 2), paragraph 377		<input type="checkbox"/>	<input type="checkbox"/>	<input type="checkbox"/>
17.	Was documentation provided that represents the producer's crop share interest and control of the acreage on which NAP crops are being grown? (e.g., deeds, leases, grazing permits)	1-NAP (Rev. 2), paragraph 100 and subparagraph 800 D; 10-CM; 5-PL		<input type="checkbox"/>	<input type="checkbox"/>	<input type="checkbox"/>
18.	Were the correct carrying capacities identified for the grazing acreage and loaded correctly on the FSA-578?	1-NAP (Rev. 2), paragraph 277; 3-NAP, paragraph 20; 2-CP (Rev. 16), paragraph 162		<input type="checkbox"/>	<input type="checkbox"/>	<input type="checkbox"/>
19.	If the FSA-578 was late filed was it processed in accordance with policy? (_____) (DATE)	2-CP (Rev. 16), paragraph 27		<input type="checkbox"/>	<input type="checkbox"/>	<input type="checkbox"/>
<p><i>The U.S. Department of Agriculture (USDA) prohibits discrimination against its customers, employees, and applicants for employment on the basis of race, color, national origin, age, disability, sex, gender identity, religion, reprisal, and where applicable, political beliefs, marital status, familial or parental status, sexual orientation, or all or part of an individual's income is derived from any public assistance program, or protected genetic information in employment or in any program or activity conducted or funded by the Department. (Not all prohibited bases will apply to all programs and/or employment activities.) Persons with disabilities, who wish to file a program complaint, write to the address below or if you require alternative means of communication for program information (e.g., Braille, large print, audiotape, etc.) please contact USDA's TARGET Center at (202) 720-2600 (voice and TDD). Individuals who are deaf, hard of hearing, or have speech disabilities and wish to file either an EEO or program complaint, please contact USDA through the Federal Relay Service at (800) 877-8339 or (800) 845-6136 (in Spanish).</i></p> <p><i>If you wish to file a Civil Rights program complaint of discrimination, complete the USDA Program Discrimination Complaint Form, found online at <a href="http://www.ascr.usda.gov/complaint_filing_cust.html">http://www.ascr.usda.gov/complaint_filing_cust.html</a>, or at any USDA office, or call (866) 632-9992 to request the form. You may also write a letter containing all of the information requested in the form. Send your completed complaint form or letter by mail to U.S. Department of Agriculture, Director, Office of Adjudication, 1400 Independence Avenue, S.W., Washington, D.C. 20250-9410, by fax (202) 690-7442 or email at <a href="mailto:program.intake@usda.gov">program.intake@usda.gov</a>. USDA is an equal opportunity provider and employer.</i></p>						

--\*

## 12 CCC-770 NAP, Noninsured Crop Disaster Assistance Program Checklist (Continued)

## F Example of CCC-770 NAP (Continued)

\*--

CCC-770 NAP (09-08-20)		Page 2 of 4		
Notice of Loss				
Office Staff Actions:	Handbook or Other References	YES	NO	N/A
20. Was the Notice of Loss filed within 15 days of a disaster event or when the loss first became apparent, and was it date stamped? (_____) (DATE))	1-NAP (Rev. 2), paragraph 575	<input type="checkbox"/>	<input type="checkbox"/>	<input type="checkbox"/>
21A. For 72-hour crops, did the producer notify FSA within 72 hours of the date of damage or when the loss first became apparent?	1-NAP (Rev. 2), paragraph 576	<input type="checkbox"/>	<input type="checkbox"/>	<input type="checkbox"/>
21B. Was a receipt for service generated?	1-NAP (Rev. 2), paragraph 576	<input type="checkbox"/>	<input type="checkbox"/>	<input type="checkbox"/>
21C. If the 72-hour notification rule was not met or the notice of loss was not filed within 15 days, were late filed provisions met?	1-NAP (Rev. 2), subparagraph 575 C	<input type="checkbox"/>	<input type="checkbox"/>	<input type="checkbox"/>
22A. Did the producer provide sufficient information on the CCC-576 Notice of Loss Part B relating to the loss?	1-NAP (Rev. 2), paragraph 575	<input type="checkbox"/>	<input type="checkbox"/>	<input type="checkbox"/>
22B. Was the information reviewed and documented in the COC minutes? (_____) (DATE))	1-NAP (Rev. 2), paragraph 575	<input type="checkbox"/>	<input type="checkbox"/>	<input type="checkbox"/>
23A. Did the COC determine there was an eligible primary cause of loss that occurred?	1-NAP (Rev. 2), paragraph 51 and subparagraph 575 E	<input type="checkbox"/>	<input type="checkbox"/>	<input type="checkbox"/>
23B. Was the COC determination, including any disapproved affected acres, recorded in the COC minutes, on the producer-signed CCC-576, and in the Notice of Loss system? (_____) (DATE))	1-NAP (Rev. 2), subparagraph 575 G	<input type="checkbox"/>	<input type="checkbox"/>	<input type="checkbox"/>
23C. Was the applicable letter/notification of the COC determination issued to the producer? (_____) (DATE))	1-NAP (Rev. 2), paragraph 575 and Exhibits 53.2 – 53.4	<input type="checkbox"/>	<input type="checkbox"/>	<input type="checkbox"/>
Loss Adjustment				
24. If a loss adjuster was contacted, have the following forms been completed: • CCC- 576-1, "Appraisal / Production Report" • FSA-501, "Statement of Facts" • appraisal worksheets • FSA- 577, "Report of Supervisory Check"	1-NAP (Rev. 2), paragraphs 586-588 and exhibit 64; LASH and 2-NAP	<input type="checkbox"/>	<input type="checkbox"/>	<input type="checkbox"/>
25. If the producer refused to sign the CCC-576-1, did they submit a reason, and was it recorded in the COC minutes?	1-NAP (Rev. 2), paragraph 675	<input type="checkbox"/>	<input type="checkbox"/>	<input type="checkbox"/>
26. If the actual use was different than the intended use, was an appraisal completed? (does not apply to fresh/processed combination)	1-NAP (Rev. 2), paragraphs 802, 803, and 804	<input type="checkbox"/>	<input type="checkbox"/>	<input type="checkbox"/>
Production / Actual Production History				
27. Were production records timely submitted and date stamped by the county office?	1-NAP (Rev. 2), paragraphs 400, 601, and 602	<input type="checkbox"/>	<input type="checkbox"/>	<input type="checkbox"/>
28A. Are the production records verifiable?	1-NAP (Rev. 2), Part 9	<input type="checkbox"/>	<input type="checkbox"/>	<input type="checkbox"/>
28B. If the production records are not verifiable, did the COC take steps to determine them reliable by documenting in the COC minutes? (_____) (DATE))	1-NAP (Rev. 2), paragraph 601E, Part 9 and Part 12 section 3	<input type="checkbox"/>	<input type="checkbox"/>	<input type="checkbox"/>
29. Were acceptable production records provided for all harvested crops within the pay group?	1-NAP (Rev. 2), paragraph 200 and Part 9	<input type="checkbox"/>	<input type="checkbox"/>	<input type="checkbox"/>
30. If the determined production was different than reported production, was the producer within variance?	1-NAP (Rev. 2), paragraph 152	<input type="checkbox"/>	<input type="checkbox"/>	<input type="checkbox"/>
31. Were inventory records submitted for value loss crops?	1-NAP (Rev. 2), paragraph 900	<input type="checkbox"/>	<input type="checkbox"/>	<input type="checkbox"/>
32. Were the proper unit of measure conversions completed for production, as applicable?	1-NAP (Rev. 2), paragraphs 504, 506, 810, and 978	<input type="checkbox"/>	<input type="checkbox"/>	<input type="checkbox"/>
33. Is a signed CCC-452 on file to establish the approved yield?	1-NAP (Rev. 2), Part 7; 3-NAP, subparagraph 178 D	<input type="checkbox"/>	<input type="checkbox"/>	<input type="checkbox"/>
34. Was the CCC-452 completed timely? (_____) (DATE))	1-NAP (Rev. 2), paragraph 400	<input type="checkbox"/>	<input type="checkbox"/>	<input type="checkbox"/>

--\*

## 12 CCC-770 NAP, Noninsured Crop Disaster Assistance Program Checklist (Continued)

## F Example of CCC-770 NAP (Continued)

\*--

CCC-770 NAP (09-08-20)			Page 3 of 4		
Production / Actual Production History, Continued from Page 2					
Office Staff Actions:		Handbook or Other References	YES	NO	N/A
35.	Was the CCC-452 reviewed and determined accurate, including the yield types listed in the production history database, as well as reported vs determined acres?	1-NAP (Rev. 2), Part 7; 3-NAP	<input type="checkbox"/>	<input type="checkbox"/>	<input type="checkbox"/>
36.	Were yield adjustments documented in the COC minutes? (_____) (DATE))	1-NAP (Rev. 2), paragraphs 204, 407, 479, and 975	<input type="checkbox"/>	<input type="checkbox"/>	<input type="checkbox"/>
37.	If the Historical Marketing Percentage (HMP) and/or Direct Marketing Price (DMP) option was elected, along with buy-up coverage, did the producer provide historical production records to complete a CCC-575, and were the applicable marketing percentages determined correctly?	1-NAP (Rev. 2), paragraph 203	<input type="checkbox"/>	<input type="checkbox"/>	<input type="checkbox"/>
General Eligibility					
38.	Was the CCC-860 designation(s), identifying the producer as LR, SDA, BFR, and/or VFR, modified in the Application for Coverage system, from what was defaulted from the Subsidiary system?	1-NAP (Rev. 2), paragraph 301; 3-NAP paragraph 87; 3-PL (Rev. 2)	<input type="checkbox"/>	<input type="checkbox"/>	<input type="checkbox"/>
39.	If the defaulted CCC-860 designation(s) was modified in the Application for Coverage system, was this done in accordance with Policy?	1-NAP (Rev. 2), paragraph 301; 3-NAP paragraph 87; 3-PL (Rev. 2)	<input type="checkbox"/>	<input type="checkbox"/>	<input type="checkbox"/>
40.	Did the participant(s) sign a Farm Operating Plan (CCC-902)?	1-NAP (Rev. 2), paragraph 8	<input type="checkbox"/>	<input type="checkbox"/>	<input type="checkbox"/>
41.	Is the CCC-903 on file with a determination made by the COC or authorized representative, including review for substantive change?	5-PL, paragraphs 325-326	<input type="checkbox"/>	<input type="checkbox"/>	<input type="checkbox"/>
42.	Did the participant and all affiliated persons certify compliance with HELC/WC provisions on an AD-1026? (_____) (DATE), (_____) (DATE))	1-NAP (Rev. 2), paragraphs 103 and 703; 6-CP (Rev. 4)	<input type="checkbox"/>	<input type="checkbox"/>	<input type="checkbox"/>
43.	Were AGI compliance provisions met by filing a CCC-941, or with a certification from a CPA or attorney? (_____) (DATE))	5-PL, paragraph 302	<input type="checkbox"/>	<input type="checkbox"/>	<input type="checkbox"/>
44.	Were native sod provisions applied on applicable native sod acreage?	1-NAP (Rev. 2), paragraphs 303, 304, 379, and 481 (only applicable to native sod acreage physically located in IA, MN, MT, NE, ND, and SD)	<input type="checkbox"/>	<input type="checkbox"/>	<input type="checkbox"/>
45.	Have all applicable assignments and joint payees been updated in FSA Financial Services?	63-FI	<input type="checkbox"/>	<input type="checkbox"/>	<input type="checkbox"/>
Application for Payment					
46.	Does the applicant meet the definition of an eligible producer?	1-NAP (Rev. 2), subparagraph 100 A	<input type="checkbox"/>	<input type="checkbox"/>	<input type="checkbox"/>
47.	Was the producer recorded as an owner or operator?	10-CM	<input type="checkbox"/>	<input type="checkbox"/>	<input type="checkbox"/>
48.	If the producer is recorded as an "other" tenant (OT), is documentation on file to show they had control of the crop acreage? (e.g., deeds, leases, grazing permits)	1-NAP (Rev. 2), subparagraph 100 B	<input type="checkbox"/>	<input type="checkbox"/>	<input type="checkbox"/>
49.	If the producer was out of variance, was the CCC-576 disapproved and notification provided? (Associated to numbers 14 and 36)	1-NAP (Rev. 2), paragraphs 152-154	<input type="checkbox"/>	<input type="checkbox"/>	<input type="checkbox"/>
50.	For dollar-based value loss crops, was the correct inventory value used?	1-NAP (Rev. 2) paragraph 578, Part 12 section 3	<input type="checkbox"/>	<input type="checkbox"/>	<input type="checkbox"/>
51.	For inventory-based value loss crops with buy-up coverage, was the beginning inventory limited to the lesser of the FMV-A or Maximum Dollar Value (MDV)?	1-NAP (Rev. 2) paragraph 578, Part 12 section 3	<input type="checkbox"/>	<input type="checkbox"/>	<input type="checkbox"/>
52.	Was natural mortality calculated and subtracted from inventory, if applicable?	1-NAP (Rev. 2) paragraph 578, Part 12 section 3	<input type="checkbox"/>	<input type="checkbox"/>	<input type="checkbox"/>
53.	For land leased for grazing, were all grazing restrictions considered when determining the payment?	1-NAP (Rev. 2), subparagraph 800 D	<input type="checkbox"/>	<input type="checkbox"/>	<input type="checkbox"/>
54.	For grazed acreage, was the AUD loss factor determined and recorded correctly in the system? Approved methods are independent assessments, CPLGW, similarly mechanical harvested forage, and the forage weight appraisal method.	1-NAP (Rev. 2), paragraphs 804, 812, and 813	<input type="checkbox"/>	<input type="checkbox"/>	<input type="checkbox"/>
55.	For grazed crop(s) reported in AUM's, were the resulting acres from the NAP Grass for Grazing Worksheet properly recorded in the system?	1-NAP (Rev. 2), paragraph 804 E, and 807; 3-NAP paragraph 384	<input type="checkbox"/>	<input type="checkbox"/>	<input type="checkbox"/>

--\*

12 CCC-770 NAP, Noninsured Crop Disaster Assistance Program Checklist (Continued)

F Example of CCC-770 NAP (Continued)

\*--

CCC-770 NAP (09-08-20)		Page 4 of 4		
Application for Payment, Continued from Page 3				
Office Staff Actions:	Handbook or Other References	YES	NO	N/A
56. If AUDs were adjusted and/or assigned, was an AUD adjustment factor loaded in the system and recorded in the COC minutes? (DATE)	1-NAP (Rev. 2), subparagraphs 804 F, 804 G, 804 H, and Exhibit 53	<input type="checkbox"/>	<input type="checkbox"/>	<input type="checkbox"/>
57. If a grazing unit contains land in more than one county and carrying capacities differ, was the correct loss percentage used?	1-NAP (Rev. 2), paragraphs 804	<input type="checkbox"/>	<input type="checkbox"/>	<input type="checkbox"/>
58. Was assigned production properly recorded in the system and the determination documented in the COC minutes for any loss acreage associated with an ineligible cause of loss?	1-NAP (Rev. 2), paragraph 607	<input type="checkbox"/>	<input type="checkbox"/>	<input type="checkbox"/>
59. Were quality loss adjustments properly determined and recorded in production not count?	1-NAP (Rev. 2), paragraphs 209, 601-603, and 810	<input type="checkbox"/>	<input type="checkbox"/>	<input type="checkbox"/>
60. For 72-hour crops, did the producer notify FSA within 72 hours after harvest was complete? (DATE)	1-NAP (Rev. 2), paragraph 576	<input type="checkbox"/>	<input type="checkbox"/>	<input type="checkbox"/>
61. Was the CCC-576, Parts D through H Certification and Application for Payment, timely filed and signed by the Loss Adjuster or FSA Representative and producer no later than 60 days after the coverage period ends for this crop, or 180 days (if the COC authorized and extension), or did the STO authorize a waiver of the application filing deadline (with direction from DAFP)?	1-NAP (Rev. 2), paragraph 675	<input type="checkbox"/>	<input type="checkbox"/>	<input type="checkbox"/>
62. Was the producer's prior year(s) nationwide premium satisfied before the current year application for payment deadline for this crop?	1-NAP (Rev. 2), paragraph 304	<input type="checkbox"/>	<input type="checkbox"/>	<input type="checkbox"/>
63. Did the producer have another USDA benefit (e.g., RMA MPC I Indemnity Payment) paid for the same crop loss, which makes this payment subject to the multiple benefit exclusion?	1-NAP (Rev. 2), paragraphs 150 and 678	<input type="checkbox"/>	<input type="checkbox"/>	<input type="checkbox"/>
64. Was the Estimated Calculated Payment Report (ECPR) reviewed for accuracy and a copy provided to the producer? (DATE)	1-NAP (Rev. 2), paragraph 6753-NAP subparagraph 448 C	<input type="checkbox"/>	<input type="checkbox"/>	<input type="checkbox"/>
65. Has the CCC-576, Part H Certification and Application for Payment, been signed by the producer, attesting to all the information entered in the system? (DATE)	1-NAP (Rev. 2), paragraph 675; 1-CM, Part 25	<input type="checkbox"/>	<input type="checkbox"/>	<input type="checkbox"/>
66A. Was the correct COC action recorded on the CCC-576, Part I, in the system and in the COC minutes? (DATE)	1-NAP (Rev. 2), subparagraph 6 A and paragraph 703	<input type="checkbox"/>	<input type="checkbox"/>	<input type="checkbox"/>
66B. If the COC disapproved the application for payment, was the producer notified accordingly? (DATE)	1-NAP (Rev. 2), paragraphs 208 and 675	<input type="checkbox"/>	<input type="checkbox"/>	<input type="checkbox"/>
<b>Certification</b>				
67. I, the undersigned, certify the above items have been verified or updated accordingly.				
68A. Signature of Preparer	68B. Date	68C. Signature of Preparer		68D. Date
68E. Signature of Preparer	68F. Date	68G. Signature of Preparer		68H. Date
69. I concur/do not concur the above items have been verified and updated accordingly:				<input type="checkbox"/> Concur <input type="checkbox"/> Do Not Concur
70A. CED Signature for Spot-check				70B. Date
71. I concur/do not concur the above items have been verified and updated accordingly:				<input type="checkbox"/> Concur <input type="checkbox"/> Do Not Concur
72A. DD Signature for Spot-check				72B. Date
73. Remarks:				

--\*

13-49 (Reserved)





## Part 2 Available Coverage

### 50 Coverage Options

#### A Overview

The Agriculture Improvement Act of 2018 re-authorized FSA to offer basic 50/55 and NAP buy-up coverage. Buy-up NAP coverage levels require payment of a premium in addition to the NAP service fee.

#### B Coverage Levels

**[7 CFR 1437.5] Coverage levels.**

**(a) NAP coverage for prevented planting is provided for approved prevented planting of an eligible NAP covered crop due to an eligible cause of loss in the coverage period. Payment is based on the approved prevented planted acreage in excess of 35 percent of the total intended acres to be planted.**

**(b) Except as provided in paragraph (d) of this section, NAP coverage is equal to 50 percent of the yield or inventory value specified in paragraph (c) of this section at 55 percent of the average market price established by FSA.**

**(c) Except as provided in paragraph (d) of this section, to be eligible for a NAP payment a producer must have suffered a yield or inventory value loss greater than 50 percent as the result of an eligible cause of loss in the coverage period as follows:**

**(1) For yield-based crops, a yield loss in excess of 50 percent of the approved yield;**

**(2) For value loss crops, a loss of value in excess of 50 percent of the total value of eligible inventory at the time of disaster;**

**\*--(d) Subject to paragraph (e) of this section, producers of eligible NAP crops, other--\* than crops and grasses intended for grazing, may elect buy-up coverage at 100 percent of the average market price in amounts of 50 percent to 65 percent, in 5 percent increments, of:**

**(1) For yield-based crops, the approved yield; and**

**50 Coverage Options (Continued)****B Coverage Levels (Continued)**

**(2) For value loss crops, the lesser of the total value of eligible inventory at the time of disaster or the maximum dollar value for coverage sought.**

**\*--(e) A producer cannot obtain buy-up coverage for a crop if the producer has not successfully produced the crop in a previous year for which documentation exists and that documentation shows that the crop can be successfully grown by the producer in the county. Production of the crop is considered to be successful if the producer produced at least 50 percent of the county expected yield for the same county for which buy-up coverage is sought, unless the producer suffered a loss on the crop due to an eligible cause of loss in § 1437.10. If not already provided to FSA for any reason including NAP coverage or assistance, the producer must submit documentation showing successful growing of the crop in a previous year and, in the event a loss due to an eligible cause of loss was sustained, submit documentation of that loss satisfying the requirements of §1437.11.--\***

**(f) The quantity or value of any eligible NAP crop will not be reduced for any quality consideration unless a zero value is established based on a total loss of quality, except as specified in §1437.105.**

**(g) For crop acreage intended to be grazed, to be eligible for a NAP payment, a producer must have suffered a loss of AUD in excess of 50 percent of expected AUD determined on the basis of acreage, carrying capacity, and grazing period.**

## 50 Coverage Options (Continued)

**\*--C Available Coverage Levels--\***

Before the 2014 Farm Bill, NAP provided only 1 level of coverage, equivalent to CAT level protection available under Federal Crop Insurance Act, Section 508(b), referred to by FSA as **basic 50/55 NAP coverage**. Under basic 50/55 NAP coverage:

- NAP payments for low yield are calculated based on the amount of loss that exceeds 50 percent of expected production at 55 percent of the average market price for the crop
- prevented planting is calculated **not** on a loss of expected yield, but based on acreage prevented from being planted based on total acreage intended to be planted in a crop year
- a NAP-prevented planting payment is issued based on the eligible approved prevented planted crop acreage in excess of 35 percent of total planted and prevented planted acreage times 55 percent of the average market price of the crop.

In addition to basic 50/55 NAP coverage, the 2014 Farm Bill authorized and the 2018 Farm Bill re-authorized additional levels of coverage (buy-up coverage) to all eligible NAP crops, other than crops grown for grazing. The 2014 Farm Bill and the 2018 Farm Bill specifically **exclude** crops and grasses intended for grazing from buy-up NAP coverage.

For other eligible NAP crops, producers may select buy-up coverage ranging from 50 to 65 percent of production, in 5 percent increments, and for 100 percent of the average market price. All buy-up coverage levels are at 100 percent of the average market price. If a producer elects buy-up coverage for a crop, prevented planting on that crop will be calculated using 100 percent of the average market price. Payment factors (for acres prevented from being planted, planted and **not** harvested, and planted and harvested) will be applied as they are applied for basic 50/55 NAP coverage.

**50 Coverage Options (Continued)**

\* \* \*

**D Selecting Coverage Levels**

Producers **must** select their coverage level at the time of application on CCC-471, by the application closing date.

**Note:** Producers may change coverage levels any time prior to the crop's application closing date. Coverage level selections are irrevocable after the application closing date.

Coverage levels are selected by pay crop, pay type, and planting period (pay group) as shown in the following example.

<b>Crop</b>	<b>Eligible Intended Use</b>	<b>Type Name</b>	<b>Pay Crop</b>	<b>Pay Type</b>	<b>Planting Period</b>	<b>Coverage Level</b>
FIGS	FH	Adriatic	60	1	1	50/55
FIGS	FH	Black Mission	60	1	1	50/55
FIGS	FH	Brown Turkey	60	1	1	50/55
FIGS	FH	Calimyrna	60	2	1	65/100
FIGS	FH	Kadota	60	2	1	65/100

**\*--50.5 Growing History Requirement****A Overview**

In addition to basic 50/55 NAP coverage, the 2014 Farm Bill authorized and the 2018 Farm Bill re-authorized additional levels of coverage (buy-up coverage) to all eligible NAP crops, other than crops grown for grazing. The 2014 Farm Bill and the 2018 Farm Bill specifically **exclude** crops and grasses intended for grazing from buy-up NAP coverage. All producers with crops, including value loss, with an application for coverage filing date of March 2, 2020, or later, regardless of crop year, must meet the growing history requirement for obtaining buy-up coverage. For hemp, the growing history requirement must be met for 2020 and subsequent years.

**[7 CFR 1437.5] Coverage levels.**

**(e) A producer cannot obtain buy-up coverage for a crop if the producer has not successfully produced the crop in a previous year for which documentation exists and that documentation shows that the crop can be successfully grown by the producer in the county. Production of the crop is considered to be successful if the producer produced at least 50 percent of the county expected yield for the same county for which buy-up coverage is sought, unless the producer suffered a loss on the crop due to an eligible cause of loss in § 1437.10. If not already provided to FSA for any reason including NAP coverage or assistance, the producer must submit documentation showing successful growing of the crop in a previous year and, in the event a loss due to an eligible cause of loss was sustained, submit documentation of that loss satisfying the requirements of §1437.11.**

**B Applicability**

For crops for which a growing history is required, a producer must have at least 1 year of history of successfully growing the crop in the county to elect buy-up coverage for the crop. Proof of acceptable crop production and planting history must be submitted before the application closing date and must be satisfactory to COC or STC to show the crop was grown successfully in the county and documented in the minutes. Producers not meeting the history requirement are limited to basic 50/55 coverage for the crop.

**Note:** For the growing history requirement, the term “crop” is based on the crop code as defined in 2-CP. Different crop types will be considered the same crop if they have the same crop code.--\*

**\*--50.5 Growing History Requirement (Continued)****B Applicability (Continued)**

Production of the crop is considered to be successful:

- for yield-based crops, if the producer produced at least 50 percent of the county expected yield, or planted the crop and suffered a loss because of an eligible cause of loss

**Note:** Prevented planted acreage is not considered successful production of the crop for meeting the growing history requirement.

- for value loss crops, if the producer has documentation, to COC's satisfaction, to support harvested inventory of at least 50 percent of the maximum dollar value sought, unless the producer suffered a loss on the crop because of an eligible cause of loss.

**Notes:** Eligible causes of loss must be disaster events eligible for NAP according to paragraph 51 and supported by documentation of the loss that is satisfactory to COC or STC.

See subparagraph 301 I for processing CCC-471's when this requirement is not met.

If successor-in-interest rules apply according to paragraph 485, then COC may determine that the producer meets the growing history requirement.

**Example:** When individuals become involved in a new entity, the growing history from the individual members may be used in establishing the growing history when the land previously farmed by the individual member is the same land farmed by the new entity.

**C Delegation of Authority to Consider Growing History Outside the County**

If the producer does not have a history of growing the crop in the County, then the COC is delegated authority to approve or disapprove programmatic relief if the production provided meets the requirement in an adjacent county or counties within the geographic region with similar growing conditions and yield potential.--\*

**\*--50.5 Growing History Requirement (Continued)****D COC Review Requirements**

COC must thoroughly document all reviews for meeting the growing history requirement in the COC minutes including all of the following information:

- producer name
- unit
- pay crop/pay type and intended use
- CEY
- coverage level requested
- documentation presented by the producer
- eligible cause of loss if the producer is meeting the growing history requirement by having planted the crop and suffered a loss
- if successor-in-interest rules were applied

If COC is granting programmatic relief to use the producer's history of growing the crop in a county with similar conditions, the following information must be included in the COC minutes:

- CEY of the county where the crop was produced
- a comparison of the soil types in both counties
- a comparison of rainfall data in both counties and moisture requirements for the crop
- any other available information that COC determines is applicable.

**Note:** FSA-321 "For cases of DAFP authority only" section must be completed and signed by a COC member if relief is being sought by the producer.--\*

**51 NAP Causes of Loss**

**A Causes of Loss**

**[7 CFR 1437.10] Causes of loss.**

**(a) To qualify for assistance, production losses or prevented planting must occur as a result of an eligible cause of loss during the coverage period. Not all causes of loss are eligible causes of loss for all crops or all commodities.**

**(b) An eligible cause of loss is:**

**(1) Damaging weather, including, but not limited to:**

**(i) Drought;**

**(ii) Hail;**

**(iii) Excessive moisture;**

**(iv) Freeze;**

**(v) Tornado;**

**(vi) Hurricane;**

**(vii) Excessive wind;**

**\*--(viii) Lightning;--\***



**51 NAP Causes of Loss (Continued)****A Causes of Loss (Continued)**

**\*--(ix) Insufficient chill hours, but only for specific crops and locations for which FSA--\* has determined in advance of a coverage period, based on FSA's review of sufficient scientific evidence that a requisite amount of chill hours is required for the crop to produce and a lack of chill hours is adverse to the crop's production without any regard to any management. In this context, "without regard to any management" means if a crop's inability to produce due to lack of chill hours can be mitigated by any managerial practices, application of chemical, or other management intervention, the lack of chill hours will not be included as an eligible cause of loss for the crop, In cases where FSA makes the decision to include insufficient chill hours as a cause of loss by itself for a crop and location, the crop and location and subsequent crop year coverage period for which the decision will apply will be specified in a list maintained by FSA. If the crop and location is not on that list, then insufficient chill hours can only be an eligible cause of loss if the insufficient chill hours were related to a damaging weather event or an adverse natural occurrence included in paragraphs (b)(1) or (2) of this section; or**

**\*--(x) Any combination of paragraphs (b)(1)(i) through (ix) of this section;--\***

**(2) Adverse natural occurrence, including, but not limited to:**

**(i) Earthquake;**

**(ii) Flood; or**

**(iii) Volcanic eruption; or**

**51 NAP Causes of Loss (Continued)****A Causes of Loss (Continued)**

**(3) A condition related to an eligible cause of loss in paragraphs (b)(1) or (2) of this section (in this context, the related condition must result from the damaging weather or adverse natural occurrence; it is not eligible if it occurs on its own) including, but not limited to:**

**(i) Heat;**

**(ii) Insect infestation;**

**(iii) Disease;**

**(iv) Insufficient chill hours; \* \* \***

**\*--(v) Wildfires; or**

**(vi) Any combination thereof.--\***

**(c) The damaging weather, adverse natural occurrence, or related condition as specified in paragraph (b) of this section must occur in the coverage period before or during harvest and directly cause, accelerate, or exacerbate destruction or deterioration of the eligible crop as determined by the county committee.**

**(d) NAP coverage is provided against only eligible causes of loss. All specified causes of loss must be due to a naturally occurring event during the coverage period. All other causes of loss, including, but not limited to, the following, are not covered:**

**(1) Negligence, mismanagement, or wrongdoing by the NAP covered producer or anyone else;**

**(2) Failure to follow recognized good farming practices for the eligible crop;**

**(3) Water contained or released by any governmental, public, or private dam or reservoir project, if an easement exists on the acreage affected for the containment or release of the water;**

**51 NAP Causes of Loss (Continued)****A Causes of Loss (Continued)**

- (4) Failure or breakdown of the irrigation equipment facilities, unless the failure or breakdown is due to an eligible cause of loss. If damage is due to an eligible cause of loss, the producer must make all reasonable efforts to restore the equipment or facilities to proper working order within a reasonable amount of time unless FSA determines it is not practical to do so. Cost will not be considered when determining whether it is practical to restore the equipment or facilities;**
- (5) Failure to carry out a good irrigation practice for the covered crop, if applicable;**
- (6) Any cause of loss that results in damage that is not evident or would not have been evident during the NAP coverage period. Even though FSA may not inspect the damaged crop until after the end of the NAP coverage period, only damage due to eligible causes that would have been evident during the NAP coverage period will be covered;**
- (7) Except for lack of chill hours as specified in paragraph (b)(1)(viii) of this section, normal variance of temperatures from average normal temperatures including, but not limited to, cyclic yield variations that occur for a crop that are not causes of loss included in paragraphs (b)(1) or (2) of this section;**
- (8) Any managerial decision to attempt to grow or produce a crop in an area that is not suited for successful commercial production of the eligible NAP crop as determined by FSA;**
- (9) Failure of the producer to reseed to the same crop during the same planting period in those areas and under such circumstances where it is customary to do so;**
- (10) Except for tree crops and perennials and as provided for in §1437.201, inadequate irrigation resources at time of planting;**

**51 NAP Causes of Loss (Continued)****A Causes of Loss (Continued)**

**(11) Except as specified in §1437.303, a loss of inventory or yield of aquaculture (including ornamental fish), floriculture, or ornamental nursery stemming from drought or any failure to provide water, soil, or growing media to such crop for any reason;**

**(12) Any failure to provide a controlled environment or exercise good nursery practices when such controlled environment or practices are a condition of eligibility under this part;**

**(13) Except as provided for mollusks in §1437.303, any alleged or actual loss of inventory or missing non-containerized inventory resulting from a managerial decision not to seed or raise the eligible NAP crop in containers, net pens, or wire baskets, on ropes, or using similar devices;**

**(14) For crops grown using organic farming practices, failure to comply with organic standards;**

**(15) Contamination by application or drift of prohibited substances onto land on which crops are grown using organic farming practices; \* \* \***

**\*--(16) Weeds; or**

**(17) Failure to harvest or market the crop due to lack of a sufficient plan or resources.--\***

**(e) The lack of an eligible cause of loss during a coverage period is not a compliance matter or issue. NAP will not provide assistance for crops that do not suffer from an eligible cause of loss during a coverage period. The relief provisions of these regulations and of 7 CFR part 718 cannot be used to pay producers of crops that did not suffer from an eligible cause of loss during the coverage period.**

## 51 NAP Causes of Loss (Continued)

**B Eligible Causes of Loss**

Eligible causes of loss include:

- damaging weather, including but **not** limited to drought, hail, excessive moisture, freeze, tornado, hurricane, excessive wind, lightning, insufficient chill hours, or any combination thereof

**\*--Notes:** Drought may be an eligible cause of loss for crops having **irrigated or nonirrigated practices** that suffered **production losses or acres prevented from being planted.**--\*

Insufficient chill hours are an eligible cause of loss **only** for specific crops and locations approved by DAFP in advance of a coverage period, unless insufficient chill hours qualify as a related condition.

- adverse natural occurrences, such as earthquake, flood, volcanic eruption, or any combination thereof
- related conditions, including but **not** limited to heat, insect infestation, disease, insufficient chill hours approved by DAFP, or wildfire that occur because of an adverse natural occurrence or damaging weather.

**Notes:** Damaging weather or adverse natural occurrence **must** have occurred for a related condition to be an eligible cause of loss.

The verbiage of “but not limited to” is only to allow DAFP the ability to add additional causes of loss. STC’s and COC’s may only approve eligible causes of loss as listed in this subparagraph.

The damaging weather, adverse natural occurrence, or related condition **must** occur during the coverage period, before or during harvest, and directly cause, accelerate, or exacerbate destruction or deterioration of the eligible crop as determined by COC.

\* \* \*

## 51 NAP Causes of Loss (Continued)

**C Insufficient Chill Hours**

FSA will determine the specific crops and locations that require a sufficient amount of chill hours and for which a lack of chill hours can be viewed as an eligible cause of loss by itself and **not** as a related condition. FSA State Offices will maintain a list of crops, locations, and crop years where insufficient chill hours are approved by DAFP in advance of a coverage period as a primary cause of loss. If insufficient chill hours are **not** determined to be a primary cause of loss by itself in advance of a coverage period for the crop and location, insufficient chill hours can **only** be recognized as an eligible cause of loss if it is a related condition to an eligible cause of loss.

To request approval of insufficient chill hours as an eligible primary cause of loss, State Offices with STC approval, **must**, no later than 60 calendar days before the application closing date for a crop and location, submit to the National Office sufficient scientific evidence to justify insufficient chill hours as a primary cause of loss for the crop and location. Documentation **must** include weather data and justification from agricultural universities, colleges, or agricultural experts.

**Notes:** State Offices **must**:

- obtain STC approval **before** requesting approval of DAFP for insufficient chill hours
- \*--submit requests and supporting documentation directly to SND, PPB, DAS--\* according to paragraph 11.

A list of approved crops by State and county can be found under “NAP Policy Approvals” at <https://inside.fsa.usda.gov/program-areas/dafp/dap/nap/index>.

**D Excess Moisture**

COC will determine when excess moisture conditions are present and severe enough to be considered an eligible cause of loss. This determination requires a review of the individual circumstances surrounding the claimed loss. COC should consider variations in soil type, elevation, slope and other site-specific factors when comparing conditions between neighboring locations. At a minimum, excess moisture conditions must occur during the coverage period and must directly impact the covered crop or crop acreage. COC and/or STC will consider excess moisture claims on a case-by-case basis and not establish specific guidelines for the amount of rainfall or other weather conditions required for excess moisture to be approved as a cause of loss.

## 51 NAP Causes of Loss (Continued)

**D Excess Moisture (Continued)**

COC will review available documentation when approving or denying excess moisture as the cause of loss, including, but not limited to, the following items:

- information on rainfall amounts compared to averages for the same location and time period
- soil type and the associated properties of that soil type
- elevation
- other related environmental conditions, such as wind, cloud cover, and temperature
- the specific crop's moisture requirements and moisture tolerance
- the timing of the claimed excess moisture relative to the crop's production cycle and moisture needs
- any other available information that COC determines is applicable.

**\*--Notes:** Available resources to assist COC in the determination include, but are not limited to, the following:--\*

- PRISM, found at <http://www.prism.oregonstate.edu/>, is a tool to determine rainfall received and average rainfall amounts for a specific area, as well as temperature
- the NRCS web soil survey may be used to determine soil type and can be found at <https://websoilsurvey.sc.egov.usda.gov/App/HomePage.htm>
- \*--the Climate Prediction Center provides current precipitation data in addition to prior precipitation data in 30- and 60-calendar-day increments, which may be found at <https://www.drought.gov/current-conditions>
- the Standardized Precipitation Index, found at <https://iridl.ldeo.columbia.edu/maproom/Global/Precipitation/SPI.html>, may be used to view a statistical comparison of current rainfall accumulation with historical rainfall data.

Grazing losses must follow specific policy found in paragraph 804.--\*

## 51 NAP Causes of Loss (Continued)

**\*--E Drought**

COC will determine when drought conditions are present and severe enough to be considered an eligible cause of loss. This determination requires a review of the individual circumstances surrounding the claimed loss. COC should consider variations in soil type, elevation, slope, and other site-specific factors when comparing conditions between neighboring locations. At a minimum, drought conditions must occur during the coverage period and must directly impact the covered crop or crop acreage. COC and/or STC will consider drought claims on a case-by-case basis and not establish specific guidelines for the amount of rainfall or other weather conditions required for drought to be approved as a cause of loss.

COC will review available documentation when approving or denying drought as the cause of loss, including, but not limited to, the following items:

- information on rainfall amounts compared to averages for the same location and time period
- soil type and the associated properties of that soil type
- elevation
- other related environmental conditions, such as wind, cloud cover, and temperature
- the specific crop's moisture requirements and moisture tolerance
- the timing of the claimed drought relative to the crop's production cycle and moisture needs
- any other available information that COC determines is applicable.

**Notes:** Available resources to assist COC in the determination include, but are not limited to, the following:

- PRISM, found at <http://www.prism.oregonstate.edu/>, is a tool to determine rainfall received and average rainfall amounts for a specific area, as well as temperature
- the NRCS web soil survey may be used to determine soil type and can be found at <https://websoilsurvey.sc.egov.usda.gov/App/HomePage.htm>
- the U.S. Drought Monitor is located at <https://droughtmonitor.unl.edu/> and is a tool that can be used to assist with COC drought determinations. It uses climatological inputs, such as the Palmer Drought Severity Index, Climate Prediction Center Soil Moisture Model, USGS Weekly Streamflow data, and Standardized Precipitation Index.

Grazing losses must follow specific policy found in paragraph 804.--\*



## 51 NAP Causes of Loss (Continued)

**F Ineligible Causes of Loss**

Compensable losses **must** result from an eligible cause of loss occurring in the coverage period. Perils that occur outside the defined coverage period or perils that do **not** directly impact the NAP-covered crop, commodity, or acreage are **not** eligible causes of loss. All other circumstances, including but **not** limited to the following, are **not** eligible causes of loss:

- factors or circumstances that are **not** the direct result of an eligible cause of loss
- failure of a producer to reseed or replant the same crop, if it is practical and customary to reseed or replant by the final planting date
- failure of a producer to follow good farming practices for the crop, including but not limited to:

- not following crop rotation recommendations from agricultural experts

**Note:** COC will recommend and STC will review specific crop combinations between separate planting periods. See subparagraph 206 E.

- using herbicides inappropriately
  - using insufficient fertilizer
  - planting on soil with insufficient water holding capacity when the crop is not irrigated
- water contained or released by any governmental, public, or private dam or reservoir project, if an easement exists on the acreage affected for the containment or release of the water
- inadequate supply of irrigation water at the beginning of a planting period for annual crops or beginning of the coverage period for perennial crops
- failure or breakdown of irrigation equipment or facilities
- neglect or malfeasance of a producer
- quarantine that is imposed by a county, State, or Federal Government agency
- drifting herbicide
- prevented planting caused by chemical and herbicide residue

## 51 NAP Causes of Loss (Continued)

**F Ineligible Causes of Loss (Continued)**

- wildlife damage
- inability of a producer to obtain a market for the crop
- inability of the crop to mature in time to meet a specific market
- **except** as provided for in Part 12, Section 3, loss of inventory or yield of aquaculture (including ornamental fish), floriculture, or ornamental nursery stemming from drought or any failure to provide water, soil, or growing media to such crop for any reason
- any failure to provide a controlled environment or exercise good nursery practices when such controlled environment or practices are a condition of eligibility
- **except** as provided for mollusks in paragraph 901, any alleged or actual loss of inventory or missing noncontainerized inventory resulting from a managerial decision **not** to seed or raise the eligible NAP crop in containers, net pens, wire baskets, or similar devices
- for crops grown using organic farming practices, failure to comply with organic standards
- weeds
- failure to harvest or market the crop because of lack of a sufficient plan or resources.

**52 Eligible Crops**

\* \* \*

**A Eligible Crops for NAP Assistance**

\*--Eligible crops mean commercial agricultural crops (**excluding** livestock and their by-products), commodities, or acreage of a commodity grown for food or fiber, and commercial or industrial crops for which crop insurance, **excluding** pilot coverage or insurance, is **not** available. Those crops include:--\*

- aquacultural species, including ornamental fish
- biomass crop according to paragraph 975
- Christmas tree crop and/or commodity
- crop grown for fiber, excluding trees grown for lumber, or paper products
- crop grown for food

**52 Eligible Crops (Continued)****A Eligible Crops for NAP Assistance (Continued)**

- crop planted and grown for livestock consumption, including but **not** limited to, grain and seeded and native forage crops

**Note:** Eligible forage on Federal- and State-owned land includes both seeded and unseeded forage acreage.

- floriculture crop
- ginseng crop
- industrial crop, including industrial crops grown expressly for the purpose of producing a feedstock for renewable biofuel, renewable electricity, or biobased products
- honey
- maple sap
- mushrooms
- ornamental nursery
- sea oats and sea grass
- seed crops and/or commodities \* \* \*
- turfgrass sod.

## 53 Ineligible Crops

### A Ineligible Crops for NAP Assistance

\*--Crops ineligible for NAP assistance include, but are **not** limited to:--\*

- crop acreage for which \* \* \* crop insurance coverage, **excluding** pilot crop insurance, is available in the county

**Notes:** \* \* \*

\*--See Exhibit 5 to determine crops covered by FCIC using RMA web sites.--\*

\* \* \*

- by-products resulting from processing or harvesting an eligible crop, such as peanut hay, oat straw, corn stover, wheat straw, etc.
- nonornamental nursery plants, such as strawberry plants, orange trees, etc., unless the plants can be considered a propagation seed crop under paragraph 907

## 53 Ineligible Crops (Continued)

### A Ineligible Crops for NAP Assistance (Continued)

- home gardens or crops **not** being produced for commercial sale
- experimental crops
- volunteer stands, **except** native forage
- livestock and their by-products
- trees grown for lumber or paper products
- first year seeded biennial and perennial forage
- immature orchards
- crops that STC has determined cannot practicably or viably be grown commercially in the area
- replacement crop acreage planted after approved prevented planted or failed crop acreage, in the same crop year
- \*--crops where RMA has determined a practice is not insurable.

**Example:** Irrigated soybeans **not** following another crop (initial crop) are insurable in Garvin County. However, nonirrigated soybeans and soybeans following another crop are **not** insurable in Garvin County. Therefore, NAP **cannot** be offered for nonirrigated soybeans or soybeans following another crop (double.crop) in Garvin County, because RMA has determined that nonirrigated soybeans and soybeans following another crop are **not** insurable practices.--\*

If crop insurance is available for a particular crop, type, and intended use in the county, then in **all** cases NAP **cannot** be offered within that county for any practice of that crop (irrigated, nonirrigated, summer fallow, and continuous crop), unless an exception in subparagraph B applies.

\* \* \*

**Note:** See \* \* \* paragraph 380 for maintaining ineligible crop acreage, honeybee colonies, and tree taps in SNAPP.

## 53 Ineligible Crops (Continued)

### \*--B FCIC Product Impact on Crop Eligibility

FCIC offers both permanent and pilot crop policies by crop/type/intended use.

IF the crop/type/intended use is covered by a...	THEN the crop is...
permanent policy	not eligible for NAP coverage, unless an exception applies according to subparagraph 53 A.
pilot policy or written agreement	eligible for NAP coverage; however, the producer may only receive a payment on the acreage from either NAP or FCIC, but not both unless the FCIC product is a rainfall index policy or PRF.

RMA announces crop insurance program changes, including the crop year for conversion of a policy from pilot to permanent status, in manager's bulletins issued periodically and are available at <https://www.rma.usda.gov/Policy-and-Procedure/Bulletins-and-Memos/Managers-Bulletins>.

NAP availability is not impacted until the subsequent year if the manager's bulletin announcing a policy's conversion to permanent status is issued less than 90 calendar days before the next NAP application closing date for the applicable crop(s).

**Notes:** See paragraph 150 for multiple benefit exclusion.  
See Exhibit 5 to access RMA website.

### C Ineligible Crop Practice Exceptions

If crop insurance is available for a particular crop, type, intended use in the county, but is excluded for a practice, NAP eligibility may be extended to that practice, if a request is submitted to DAFP that supports an administrative exception. Requests for exception **must** be in advance of the application closing date and coverage period. State Offices will **not** submit requests for individual or isolated producer instances. Exceptions will **only** be considered:

- if FSA-578 data reflects that there is an adequate amount of acreage for the practice in existence without any options for a risk management plan of protection
- for irrigated and nonirrigated practices recognized in the FSA crop and acreage reporting procedure.

**Note:** This exception is **not** applicable to practices that are exclusive to RMA crop and acreage reporting procedures.

**53 Ineligible Crops (Continued)****\*--C Submitting Requests for Ineligible Crop Practice Exceptions--\***

Because FSA publicizes application closing dates for NAP eligible crops, requests for administrative exceptions, accompanied by supporting documentation, **must** be submitted to DAFP for consideration no later than 120 calendar days **before** the application closing date or sales closing date and insurance periods. Send requests with supporting documentation to \*--PECD, PPB, DAS according to paragraphs 11 and 275.

**D Supporting Documentation for Ineligible Crop Practice Exceptions--\***

The following information submitted by State Offices, for each crop and practice being requested for exception, **must** be obtained from reliable sources:

- crop information, a statement from universities, NIFA, certified crop specialists, or other subject matter experts explaining the acceptability of the practice for that area
- acreage information, total crop acreage, and total acreage for the requested crop and practice, for the county, from FSA-578 data from the previous year to which the exception is being requested
- input from the RMA regional office explaining why crop insurance is **not** offered for the crop and practice, and any other supporting documentation.



## 54 Coverage Period

### A Definition of Coverage Period

\*--Coverage period means the time during which coverage is available against prevented planting, a loss of production, or a loss of value, as applicable, of the eligible crop as a result of an eligible cause of loss. A coverage period for any crop is specified in--\* CCC-471 NAP BP.

**Note:** See paragraph 51 for eligible causes of loss.

The coverage period will **not** begin earlier than:

- 30 calendar days following receipt of a filed CCC-471 accompanied by an applicable service fee or CCC-860 for crop years 2015 through 2019
- 1 calendar day following receipt of a filed CCC-471 accompanied by an applicable service fee or CCC-860 for crop years 2020 and subsequent years.

**Exception:** For the 2015 and 2019 crop years **only**, an exception is being made for crops with retroactive buy-up coverage. The NAP coverage period in those instances will begin the same as it would have begun if CCC-471 had been filed by the application closing date.

### B Establishing NAP Coverage Period

Follow this table for establishing coverage periods for crop years 2015 through 2019.

IF the NAP coverage period is for...	THEN coverage begins the later of...	AND coverage ends the earlier of...
annual crops for the 2015 through 2019 crop years	<ul style="list-style-type: none"> <li>• 30 calendar days after the date CCC-471 is filed</li> <li>• date the crop is planted, <b>not</b> to exceed the final planting date as determined by STC</li> </ul>	<ul style="list-style-type: none"> <li>• date harvest is complete</li> <li>• normal harvest date for the planting period as determined by STC</li> <li>• abandonment of the crop</li> <li>• total destruction of the crop.</li> </ul>

## 54 Coverage Period (Continued)

**B Establishing NAP Coverage Period (Continued)**

<b>IF the NAP coverage period is for...</b>	<b>THEN coverage begins the later of...</b>	<b>AND coverage ends the earlier of...</b>
perennial crops, other than perennial crops intended for forage or biomass for the 2015 through 2019 crop years	<ul style="list-style-type: none"> <li>• 30 calendar days after the application closing date</li> <li>• 30 calendar days after CCC-471 is filed</li> </ul>	<ul style="list-style-type: none"> <li>• 10 months from the application closing date</li> </ul> <p><b>Exceptions:</b> There may be cases where the established insurance period for the crop as specified in the insurance crop policy exceeds a 9-month period. Only in those cases may the State allow the coverage period for the perennial crop to exceed a 9-month period to maintain consistency with crop insurance.</p> <p>STC may request DAFP approval of longer coverage periods for portions of States located in Hardiness Zone 9 or higher.</p> <ul style="list-style-type: none"> <li>• date harvest is complete</li> <li>• normal harvest date as determined by STC</li> <li>• abandonment of the crop</li> <li>• total destruction of the crop.</li> </ul>
value loss crops for the 2015 through 2019 crop years	<ul style="list-style-type: none"> <li>• June 1 for * * * nursery</li> <li>• October 1 for value loss crops other than * * * nursery</li> <li>• 30 calendar days after the date CCC-471 is filed</li> </ul>	<ul style="list-style-type: none"> <li>• May 31 for * * * nursery</li> <li>• September 30 for value loss crops other than * * * nursery</li> <li>• date crop, inventory, or product for which coverage was obtained is disposed of or destroyed</li> <li>• abandonment of the crop, inventory, or product or facility.</li> </ul>
honey for the 2015 through 2019 crop years	<ul style="list-style-type: none"> <li>• January 1</li> <li>• 30 calendar days after the date CCC-471 is filed</li> </ul>	<ul style="list-style-type: none"> <li>• December 31</li> <li>• date all colonies have had final harvest</li> <li>• *--date of abandonment of colonies.--*</li> </ul>

## 54 Coverage Period (Continued)

## B Establishing NAP Coverage Period (Continued)

IF the NAP coverage period is for...	THEN coverage begins the later of...	AND coverage ends the earlier of...
maple sap for the 2015 through 2019 crop years	<ul style="list-style-type: none"> <li>30 calendar days after the application closing date</li> <li>30 calendar days after the date CCC-471 is filed</li> </ul> <p>* * *</p>	<ul style="list-style-type: none"> <li>date maple tree sap harvest is complete</li> <li>normal harvest date as determined by STC</li> <li>date trees are abandoned.</li> </ul>
biennial and perennial forage and biomass crops for the 2015 through 2019 crop years	<ul style="list-style-type: none"> <li>30 calendar days after the application closing date</li> <li>30 calendar days after the date CCC-471 is filed</li> <li>1 calendar day after the final harvest date of the previous crop year</li> </ul> <p><b>Notes:</b> First year biennial and perennial seedings are <b>not</b> eligible for NAP coverage.</p> <p>After the first year, if seeding does <b>not</b> have an adequate stand that represents a majority of the seed planted, coverage will <b>only</b> be offered for either a mixed forage or native grass in subsequent years. Coverage will <b>only</b> be offered for the crop after the stand has developed and consists of a majority of the intended crop seeded. See paragraph 380 for maintaining ineligible crop acreage, honeybee colonies, and tree taps in SNAPP.</p> <p>Forage stands that have aged that no longer represent a majority of the intended crop seeded will have coverage offered as either mixed forage or native grass.</p> <p>For grazed forage designated as warm and cool seasons, the coverage period begins the later of 30 calendar days after the application closing date or the beginning of the designated grazing period established according to paragraph 277.</p>	<ul style="list-style-type: none"> <li>normal harvest date as determined by STC</li> <li>date crop is abandoned or destroyed.</li> </ul> <p><b>Note:</b> For grazed forage designated as warm and cool seasons, the coverage period ends the earlier of the following:</p> <ul style="list-style-type: none"> <li>end of the designated grazing period established according to paragraph 277</li> <li>date crop is abandoned or destroyed.</li> </ul>

## 54 Coverage Period (Continued)

**B Establishing NAP Coverage Period (Continued)**

\*--Follow this table for 2020 and subsequent crop years.

<b>IF the NAP coverage period is for...</b>	<b>THEN coverage begins the later of...</b>	<b>AND coverage ends the earlier of...</b>
annual crops for the 2020 and subsequent crop years	<ul style="list-style-type: none"> <li>1 calendar day after the date CCC-471 is filed</li> <li>date the crop is planted, <b>not</b> to exceed the final planting date as determined by STC</li> </ul>	<ul style="list-style-type: none"> <li>date harvest is complete</li> <li>normal harvest date for the planting period as determined by STC</li> <li>abandonment of the crop</li> <li>total destruction of the crop.</li> </ul>
perennial crops, other than perennial crops intended for forage and biomass for the 2020 and subsequent crop years	<ul style="list-style-type: none"> <li>1 calendar day after the application closing date</li> <li>1 calendar day after CCC-471 is filed</li> </ul>	<p>the earlier of the following:</p> <ul style="list-style-type: none"> <li>10 months from the application closing date</li> </ul> <p><b>Exceptions:</b> There may be cases where the established insurance period for the crop as specified in the insurance crop policy exceeds a 9-month period. Only in those cases may the State allow the coverage period for the perennial crop to exceed a 9-month period to maintain consistency with crop insurance.</p> <p>STC may request DAFP approval of longer coverage periods for portions of States located in Hardiness Zone 9 or higher.</p> <ul style="list-style-type: none"> <li>date harvest is complete</li> <li>normal harvest date as determined by STC</li> <li>abandonment of the crop</li> <li>total destruction of the crop.</li> </ul>

--\*

## 54 Coverage Period (Continued)

**B Establishing NAP Coverage Period (Continued)**

<b>IF the NAP coverage period is for...</b>	<b>THEN coverage begins the later of...</b>	<b>AND coverage ends the earlier of...</b>
value loss crops for the 2020 and subsequent crop years	<ul style="list-style-type: none"> <li>• June 1 for * * * nursery</li> <li>• October 1 for value loss crops other than * * * nursery</li> <li>• 1 calendar day after the date CCC-471 is filed</li> </ul>	<ul style="list-style-type: none"> <li>• May 31 for * * * nursery</li> <li>• September 30 for value loss crops other than * * * nursery</li> <li>• date crop, inventory, or product for which coverage was obtained is disposed of or destroyed</li> <li>• abandonment of the crop, inventory, or product or facility.</li> </ul>
honey for the 2020 and subsequent crop years	<ul style="list-style-type: none"> <li>• January 1</li> <li>• 1 calendar day after the date CCC-471 is filed</li> <li>• date colonies are set in place for honey production</li> </ul>	<ul style="list-style-type: none"> <li>• December 31</li> <li>• date all colonies have had final harvest</li> <li>• *--date of abandonment of colonies.--*</li> </ul>
maple sap for the 2020 and subsequent crop years	<ul style="list-style-type: none"> <li>• 1 calendar day after the application closing date</li> <li>• 1 calendar day after the date CCC-471 is filed</li> </ul>	<ul style="list-style-type: none"> <li>• date maple tree sap harvest is complete</li> <li>• normal harvest date as determined by STC</li> <li>• date trees are abandoned</li> <li>• date trees come out of dormancy.</li> </ul>

## 54 Coverage Period (Continued)

**B Establishing NAP Coverage Period (Continued)**

\*--

IF the NAP coverage period is for...	THEN coverage begins the later of...	AND coverage ends the earlier of...
biennial and perennial forage and biomass crops for the 2020 and subsequent crop years	<ul style="list-style-type: none"> <li>• 1 calendar day after the application closing date</li> <li>• 1 calendar day after the date CCC-471 is filed</li> <li>• 1 calendar day following the final harvest date of the previous crop year</li> </ul> <p><b>Notes:</b> First year biennial and perennial seedings are <b>not</b> eligible for NAP coverage.</p> <p>After the first year, if seeding does <b>not</b> have an adequate stand that represents a majority of the seed planted, coverage will <b>only</b> be offered for either a mixed forage or native grass in subsequent years. Coverage will <b>only</b> be offered for the crop after the stand has developed and consists of a majority of the intended crop seeded. See paragraph 380 for maintaining ineligible crop acreage, honeybee colonies, and tree taps in SNAPP.</p> <p>Forage stands that have aged that no longer represent a majority of the intended crop seeded will have coverage offered as either mixed forage or native grass.</p> <p>For grazed forage designated as warm and cool seasons, the coverage period begins the later of 30 calendar days after the application closing date or the beginning of the designated grazing period established according to paragraph 277.</p>	<ul style="list-style-type: none"> <li>• normal harvest date as determined by STC</li> <li>• date crop is abandoned or destroyed.</li> </ul> <p><b>Note:</b> For grazed forage designated as warm and cool seasons, the coverage period ends the earlier of the following:</p> <ul style="list-style-type: none"> <li>• end of the designated grazing period established according to paragraph 277</li> <li>• date crop is abandoned or destroyed.</li> </ul>

**Note:** For prevented planted, coverage attaches the day after the final planting date for the crop for the last planting period.--\*

**55 Amount of Assistance****A Overview**

The amount of assistance provided under NAP is subject to payment limitation, availability of funds, and specific program provisions.

Follow provisions in Part 3 to calculate NAP assistance.

**B Payment Rate**

NAP payments will be payable to eligible producers at 55 percent of the average market price for basic 50/55 coverage or at 100 percent of the average market price for buy-up coverage. Average market prices will be established according to paragraph 278.

**C Payment Factors**

Payment factors will be used to calculate assistance for crops with significant and variable harvesting expenses that are **not** incurred because the crop acreage was prevented planted, planted but **not** harvested, or any other variable as determined by DAFP. Payment factors will be established according to paragraph 279.

**D AUD Value**

The DAFP-established AUD value for the applicable crop year in the following table will be used to compute payments for losses of forage intended to be grazed.

<b>Crop Year</b>	<b>AUD Value</b>
2016	\$1.4130
2017	\$1.4130
2018	\$1.0990
2019	\$0.9985
2020	\$0.9887
2021	\$0.9841
*--2022	\$0.9841
2023	\$1.0927
2024	\$1.3214
2025	\$1.4093--*

**55 Amount of Assistance (Continued)****D AUD Value (Continued)**

\*--To calculate the AUD value, the most recent 5 years NASS MYA prices for corn are used.  
Calculate the 2023 AUD value according to this table.

Step	Action	Result										
1	<p>Calculate the Olympic average price of corn for grain using the applicable 5 MYA U.S. corn for grain prices provided by NASS.</p> <p>The Olympic average price for corn (excluding the <b>highest</b> and <b>lowest</b> values) is: <math>(\\$3.61 + \\$3.56 + \\$4.53)/3 = \\$3.90</math></p> <table><tr><td>2017</td><td>2018</td><td>2019</td><td>2020</td><td>2021</td></tr><tr><td><b>\$3.36</b></td><td>\$3.61</td><td>\$3.56</td><td>\$4.53</td><td><b>\$6.00</b></td></tr></table>	2017	2018	2019	2020	2021	<b>\$3.36</b>	\$3.61	\$3.56	\$4.53	<b>\$6.00</b>	\$3.90
2017	2018	2019	2020	2021								
<b>\$3.36</b>	\$3.61	\$3.56	\$4.53	<b>\$6.00</b>								
2	<p>The MYA U.S. corn prices provided by NASS are by bushel. To determine the <b>NAP AUD value</b>, the per bushel price must be converted to a price per pound. The average number of pounds per bushel of corn is 56.</p> <p>Divide the result of Step 1 by 56: <math>(\\$3.90 \div 56) = \\$0.0696</math></p>	\$0.0696										
3	<p>The number of pounds of corn per day needed to provide 13.6 megacalories of energy to maintain 1 AU for 1 day is 15.7.</p> <p>Multiply the result of Step 2 times 15.7: <math>(\\$0.0696 \times 15.7) = \\$1.0927</math></p>	<b>AUD Value</b> <b>\$1.0927</b>										

--\*

**56-99 (Reserved)**



## Part 3 General NAP Provisions

### Section 1 Producer Eligibility

#### 100 Producers

##### A Definition of Producer

**[7 CFR 718.2] Producer means an owner, operator, landlord, tenant, or sharecropper, who shares in the risk of producing a crop and who is entitled to share in the crop available for marketing from the farm, or would have shared had the crop been produced. A producer includes a grower of hybrid seed.**

**Notes:** Landowners, landlords, tenants, contract growers, or anyone else **not** having valid ownership share of a crop and who do **not** share in the risk of producing the crop are ineligible for NAP.

Persons or legal entities that are unable to show that they meet the definition of producer should **not** be referenced as a producer in communications.

##### B Verifying Eligibility

COC will take whatever action is necessary to ensure that payments are proper and are for the person or legal entity determined to be the producers suffering the claimed crop loss. The person or legal entity claiming to be the producer **must** be able to show, with acceptable evidence, that the person or legal entity had a valid commodity ownership share interest and control of the crop acreage on which the commodity was grown at the time of the disaster, which is the basis for the application for payment (CCC-576, Parts D through F, as **\*--applicable**). A person's or legal entity's own certification cannot be used to verify that same person's or legal entity's eligibility. One of the following will be obtained as determined**--\*** by COC:

- copies of signed written leases or rental agreements with landowner or landlord
- copies of other legal documents showing land ownership or control of rented crop acreage

**\*--Note:** A person or legal entity recorded as an operator or owner according to 10-CM is considered verified.

- statement or FSA or CCC form signed by landowner, farm operator, or landlord that the other person or legal entity claiming to be a producer had control of the acreage**--\***

**Note:** For persons or legal entities producing a crop under a grower's contract or a Community Supported Agriculture agreement, a copy of the contract or the Community Supported Agriculture consumer agreement **must** be provided. See paragraph 105 for eligible Community Supported Agriculture.

## 100 Producers (Continued)

**B Verifying Eligibility (Continued)**

**Note:** CCC-902 is **not** acceptable as verifiable evidence.

**Exception:** For Federal- and State-owned leased forage, **only** copies of signed written leases, rental agreements, or other legal documents may be considered.

**\*--C Eligibility of Leased Private or Federal- and State-Owned Land**

Acreage leases and rental agreements for private or Federal- and State-owned land include many unique arrangements for compensation and provide various degrees of control for use of the acreage. Many leases, particularly those with grazing arrangements, are similar to sales agreements. For example, the lessee may pay **only** for the days actual grazing occurs or according to the rate of gain of the grazing animals. These leases do **not** convey control of the acreage, nor does the lessee acquire risk in production of the specific crop acreage under these arrangements.

To ensure that eligibility requirements have been met, the producer **must** provide signed copies of the following, as applicable:

- BLM grazing permit/lease and final bill or invoice
- FS grazing permit/lease and final bill or invoice
- State land lease and State land subleases.

**Note:** State land leases may contain the following clause:

“Assignment, Sublease, and Relinquishment

Land lessee will **not** assign or sublease the leased premises or the improvements on said premises without the prior written consent of lessor and such other requirements as prescribed by lessor rule. As provided by law and rule, any lease in good standing may be relinquished to the State. On relinquishment, however, the lessee will **not** be entitled to a refund of rent previously owed and paid.”

COC will review all acreage leases. The lessee will be considered eligible for NAP assistance for eligible losses impacting specific acreage, if COC determines that the lease does either of the following:

- conveys control of the acreage to the lessee, however limited
- indicates the lessee has a risk in production of the crop acreage.

**Notes:** If the lease prohibits the sublease of the land, the lessee associated to the sublease will be ineligible for NAP benefits on that acreage.

All COC determinations **must** be documented in the COC minutes.--\*

## 100 Producers (Continued)

**\*--C Eligibility of Leased Private or Federal- and State-Owned Land (Continued)**

COC will use the following questions and others, as warranted, to determine whether a lessee has a risk in production of the crop acreage or the lease conveys control of the crop acreage to the lessee.

Only 1 of the following conditions **must** be met to find a lessee eligible as a producer.

- Does the lessee pay local property or similar taxes on the leased acreage or improvements made to the leased acreage?
  - If yes, the lessee is considered to have control of the crop acreage.
  - If no, see the next question.
- Can the lessee, according to the lease, recoup specific expenses for significant infrastructure or range improvements (that is, fences, water well, seed or fertilizer applications, drainage improvements, or brush and weed control)?
  - If no, the lessee is considered to have control of the crop acreage.
  - If yes, see the next question.
- Is the lessee allowed to sell the lease or the permit?
  - If yes, the lessee is considered to have control of the crop acreage.
  - If no, see the next question.
- Can the lease or the permit be inherited?
  - If yes, the lessee is considered to have control of the crop acreage.
  - If no, see the next question.
- Does the lessee compensate the lessor for use of the crop acreage?
  - If no, the lessee is **not** entitled to a crop share and does **not** have a risk in production of the crop acreage.
  - If yes, is the compensation payment refundable if grazing use of the crop acreage is lost?
    - If yes, the lessee **only** has a risk in the portion of the crop acreage used and paid for, if any.--\*

## 100 Producers (Continued)

**\*--C Eligibility of Leased Private or Federal- and State-Owned Land (Continued)**

- If no, does the compensation payment entitle the lessee to a vested crop share interest in production of the commodity versus purchasing the commodity?
- If no, the lessee does **not** have a crop share interest and risk in production of the crop acreage.
- If yes, the lessee is considered to have a crop share interest and risk in production of the crop acreage.--\*

**D Reviewing Documentation**

Leases, rental agreements, and any other written statements documenting verbal agreements will be reviewed on a case-by-case basis. The review **must** determine the amount of interest and risk in the production for the lessor and lessee. COC will apply the specific case circumstances to the determination of person or legal entity an eligible as producer.

When reviewing case circumstances, evaluate what lease or rental arrangement existed between parties before the natural disaster. The lease or rental arrangement existing before \*--the date of disaster will be used to determine eligibility of the producer. Any negotiation,--\* agreement, or performance of parties to a rental or lease arrangement after the date of disaster has no bearing on FSA's determination of a person or legal entity as an eligible producer.

## 100 Producers (Continued)

**E Verifying Crop Ownership Share and Share Risk for Contract Growers**

\*--A grower may have a grower contract for marketing purposes. The grower contract may--\* include language that precludes the grower from having or maintaining an ownership share of the crop or a risk in production or share in the crop, thus making the grower ineligible for NAP. Some examples include, but are **not** limited to, language stating that the:

- grower has no right, title, or interest in the seed or the crop grown
- grower's interest in the seed and crop is that of a bailee and the grower receives a guaranteed payment
- grower receives a guaranteed payment without regard to the crop being produced.

Applicants certifying to having a valid claim to a share of NAP payment are subject to spot check. If the spot check reveals that a grower did **not** have a valid claim to a share of a crop \*--for which NAP assistance was received, the NAP payment **must** be refunded.

COC will deny an application for payment if it is not satisfied that the grower has a valid ownership share and risk in the crop.

**Note:** The eligible producer requirements are not met merely because a participant had--\* obtained either NAP or insurance coverage. The NAP participant **must** have had a valid ownership share interest in the commodity as specified in this paragraph.

## 101 Units

## A Definition of Unit

**[7 CFR 1437.9] Unit definition.**

(a) The unit identifies the interest of the producer in the administrative county on the basis of the unique relationship of the owner to one or more operators. The unit is the foundation for all determinations of acreage, production, value, AUD, approved yields, requisite losses, payments, and other program requirements.

(b) Separate and distinct units are:

(1) One-hundred percent interest as owner/operator;

(2) Less than one-hundred percent interest as owner or operator; or

(3) Less than one-hundred percent interest, as owner or operator in an inverse relationship.

Separate and distinct units are:

- 100 percent interest as owner and/or operator
- less than 100 percent interest as owner or operator
- less than 100 percent interest, as owner or operator in an inverse relationship.

**Note:** The basic unit is by producer relationship of operators to owners and is **not** broken down further by actual crop share percentages.

**Example:** Bill is the operator, and Bob is the owner. Part of the crop acreage is shared on a 50/50 crop share arrangement and the remaining acreage is shared on a 75/25 share arrangement. Although there are varying shares, there still is **only** one NAP unit.

Land rented for cash, a fixed commodity payment, or any consideration other than a share in the crop on the land will be considered as a 100 percent crop share.

No other units will be permitted.

**Example:** If, in addition to the land the person owns, the person rents land from 5 different landlords, 3 on a crop-share basis and 2 on a cash basis, then 4 units will be established; 1 unit for each crop-share lease and 1 unit that includes the 2 cash leases and the land owned by the person.

**101 Units (Continued)****B Establishing Units**

County Offices will establish units according to subparagraph A.

**C Unit Producer Types**

There are **only** 2 unit producer types used to determine unique farming relationships:

- OP
- OW.

All OT producer types will be treated similar to OP.

An OO producer type that is associated with OP or OT will be considered an:

- OP, if all of the other producer types are OW
- OW, if any of the other producer types are OP.

All relationships that are comprised of **only** 1 producer will be unit producer type, OP.

**Examples:** Producer A is OO and shares with Producer B who is OW. Producer A will be considered OP.

Producer A is OO and shares with Producer B who is OP. Producer A will be considered OW.

**102 Average AGI and Payment Limitations \* \* \*****A Average AGI Limitation**

AGI provisions of 7 CFR Part 1400 apply to NAP.

**Note:** County Offices will follow 5-PL.

**\*--B Payment Limitation for 2015 Through 2018**

NAP payments for 2015 through 2018 will **not** be made in excess of \$125,000, directly or indirectly, to a person or legal entity per crop year.

**C Payment Limitation for 2019 and Subsequent Years**

NAP benefits for crops with basic 50/55 coverage will **not** be made in excess of \$125,000, directly or indirectly, to a person or legal entity per crop year.

NAP benefits for crops with buy-up coverage will **not** be made in excess of \$300,000, directly or indirectly, to a person or legal entity per crop year.

See Exhibit 2 for the definition of crop year.

**Example:** A producer elects basic 50/55 coverage for green peppers, a buy-up coverage level of 55/100 for cantaloupe, and a buy-up coverage level of 65/100 for tomatoes. The producer can receive a payment of up to \$125,000 for eligible losses to green peppers, and a total payment of up to \$300,000 for eligible losses to cantaloupe and tomatoes.--\*

**D Required Payment Limitation Determination**

COC will apply payment limitation provisions in 5-PL.

**E Payment Limitation Allocations**

County Offices will follow 5-PL.



**102 Average AGI and Payment Limitations (Continued)****F Sequestration Reduction**

The Balanced Budget and Emergency Deficit Control Act requires USDA to implement reductions to NAP. In general, sequestration entails the permanent cancellation of budgetary resources by a uniform percentage. This uniform percentage reduction is applied to all programs, projects, and activities within a budget account.

NAP payments will have a sequestration percentage applied to the payment amount determined after all reductions have applied. The sequestration:

- amount is applied at the payment entity (producer) level
- amount is not attributed to members
- amount is applied to the producer receiving the payment after payments have been attributed for payment limitation purposes
- amount is reduced from the determined payment amount for the producer as the last step before sending the payment information to NPS
- is an administrative fiscal matter and not a program issued or benefit. It effectively impacts the issuance of program funds based on funds availability at the time payments are obligated
- percentage is determined based on the approval date entered in CCC-576, Part I according to the following table.

<b>FOR NAP obligated in FY...</b>	<b>THE sequestration will be...</b>
2015 (Application for Payment approved from October 1, 2014, through September 30, 2015)	7.3 percent.
2016 (Application for Payment approved from October 1, 2015, through September 30, 2016)	6.8 percent.
2017 (Application for Payment approved from October 1, 2016, through September 30, 2017)	6.9 percent.
2018 (Application for Payment approved from October 1, 2017, through September 30, 2018)	6.6 percent.
2019 (Application for Payment approved from October 1, 2018, through September 30, 2019)	6.2 percent.
2020 (Application for Payment approved from October 1, 2019, through September 30, 2020)	5.9 percent.
*--2021 through 2030 (Application for Payment approved from October 1, 2020, through September 30, 2030)--*	5.7 percent.



**103 Conservation Compliance**

**A HELC and WC**

Producers **must** certify HELC and WC on AD-1026 and meet the requirements according to 6-CP to be eligible to receive NAP payments.

COC will follow 6-CP for persons or legal entities determined ineligible because of a HELC and/or WC violation.

**B Controlled Substances**

For persons or legal entities involved with controlled substance offenses, NAP payment eligibility will be determined according to 1-CM and 7 CFR Part 718.11.

**104 FCIC Disqualification of a Person or Legal Entity****A FCIC Determines Disqualification**

A person or legal entity who FCIC has determined to have willfully and intentionally provided false or inaccurate information to FCIC or any insurer concerning an insurance plan or policy is disqualified from purchasing CAT or receiving NAP for a period of **not** to exceed 2 years.

The disqualification of the person or legal entity is by FCIC or RMA and is **not** the result of an FSA or CCC administrative determination. Accordingly, the disqualification determination is **not** appealable to FSA or CCC.

**B FCIC-Disqualified Person Ineligible for NAP Assistance**

A person or legal entity disqualified by FCIC is notified by FCIC or RMA. If a person or legal entity is disqualified, the person or legal entity is considered to be aware that the person or legal entity is ineligible for NAP assistance.

If NAP payments are inadvertently issued to a disqualified person or legal entity for a disaster occurring in the period of ineligibility, according to subparagraph D, the payment with interest from the date of disbursement, **must** be refunded to CCC. Relief under finality, misaction, and misinformation provisions does **not** apply because the ineligibility is **not** a failure to render performance or compliance. Rather, the disqualification is a payment bar.

A person or legal entity who has been denied NAP assistance because of disqualification, or who is **required** to refund unearned payments because of FCIC disqualification, can request reconsideration from FSA of **only** the following:

- whether the disqualification is for the proper person or legal entity
- that the period of ineligibility determined according to subparagraph D is correct.

**C Effective Date**

The effective date of the disqualification, as specified in the disqualification notice or RMA memorandum, is the beginning date for the period of NAP ineligibility.

**D Period of Ineligibility**

A person or legal entity disqualified by FCIC is ineligible for NAP assistance for any cause of loss occurring within the 2-calendar year period of ineligibility.

**Example:** On August 14, 2014, RMA notifies FSA that a person was disqualified effective July 11, 2014. Accordingly, the person is ineligible for NAP assistance for any cause of loss occurring from July 11, 2014, through July 10, 2016.

**105 Community Supported Agriculture****A Definition of Community Supported Agriculture**

Subscription Community Supported Agriculture Operation means a farmer-driven operation where the farmer owns or leases the farm, organizes the Community Supported Agriculture, produces the farm products, and recruits the customer members or subscribers.

Shareholder Community Supported Agriculture Operation means a consumer-driven operation where the consumer organizes the Community Supported Agriculture, owns or leases the farm, and hires a farmer to produce the farm products.

**B Eligible Community Supported Agriculture**

Only subscription Community Supported Agriculture operations are eligible for NAP. The amount the producer receives from subscribers is **not** considered a guaranteed payment. A copy of the Community Supported Agriculture agreement or contract is **required** and **must** be provided for COC review.

Producer eligibility **must** be verified according to paragraph 100.

**C Ineligible Community Supported Agriculture**

Shareholder Community Supported Agriculture operations are ineligible for NAP because the shareholders do **not** have **both** a share of the risk in producing the crop and a valid claim of share ownership for marketing produce from the farm.

**106 Ability and Intent to Harvest, Transport, and Market Approved Yield****A Overview**

\*--[7 CFR 1437.8 (c)] Producers must provide acceptable evidence, as determined by FSA, of:

**(c) The producer's ability and intent to harvest, transport, and market the approved yield or inventory of the crop or commodity.--\***

**B Verifying Eligibility**

\*--COC will ensure that each NAP participant with an approved notice of loss on file has the ability and intent to harvest, transport, and market the quantity of their individual approved yield or inventory. COC may consider a producer's history of harvesting, transporting, and marketing a crop. If a producer completes an approved yield as a new producer or increases acreage of the crop, then NAP participant filing for payment **must** be able to show the satisfaction of the COC that the NAP participant had the ability and intent to harvest,--\* transport, and market their quantity of expected production or peak inventory.

COC's must:

- consult with agricultural experts to determine what is needed to harvest and transport a specific quantity of a crop or commodity
- be satisfied that a market exists for the quantity of the crop or commodity the producer intended to harvest
- \*--record all determinations in the COC minutes, if:
  - the NAP applicant is a new producer
  - the producer's acreage for the crop year increases by more than 75 percent of their historical average acreage according to increased acreage provisions (see paragraph 479)
  - the COC determines a producer's history is not sufficient.--\*

It is a NAP participant's obligation to show, to FSA's satisfaction that absent the claimed eligible loss condition the crop for which payment is sought would have been marketed commercially. COC's can and will require any evidence it deems necessary to ensure that payments are approved only for those meeting the requirements of this paragraph.

**107-149 (Reserved)**

## Section 2 Miscellaneous Provisions

**150 Multiple Benefit Exclusion****A Multiple Benefits**

**[7 CFR 1437.14] Multiple benefits.**

**(a) If a producer is eligible to receive payments under this part and benefits under any other program administered by the Secretary for the same crop loss, the producer must choose whether to receive the other program benefits or payments under this part, but will not be eligible for both. The limitation on multiple benefits prohibits a producer from being compensated more than once for the same loss.**

**(b) The limitation on multiple benefits specified in paragraph (a) of this section will not apply to:**

**(1) Emergency Loans made under subtitle C of the Consolidated Farm and Rural Development Act (7 U.S.C. 1961-1970),**

**(2) Livestock Forage Disaster Program (LFP) payments as specified in part 1416 of this chapter,**

**(3) Tree Assistance Program (TAP) payments as specified in part 1416 of this chapter, or**

**(4) Emergency Assistance for Livestock, Honeybees, and Farm-Raised Fish Program (ELAP) payments as specified in part 1416 of this chapter.**

**(c) The restriction on multiple benefits does not relieve the producer from the requirements of making a production and acreage report.**

**(d) If the other USDA program benefits are not available until after an application for benefits has been filed under this part, the producer may, to avoid this restriction on such other benefits, refund the total amount of the payment to the administrative County Office from which the payment was received.**

## 150 Multiple Benefit Exclusion (Continued)

### A Multiple Benefits (Continued)

Several insurance products are available under a pilot program. A producer may obtain NAP coverage for a crop for which individual CAT level or buy-up is available as a pilot product and obtain coverage under the pilot product. The producer **must** choose whether to receive the benefit under the pilot product or NAP.

**Exceptions:** RI-PRF \* \* \* Perennial Forage Insurance Plan is exempt from the multiple benefit exclusion.

RI-API Apiculture \* \* \* and RI-AF Annual Forage Insurance Plans are exempt from the multiple benefit exclusion.

Beginning with crop year 2020, WFRP coverage is exempt from the multiple benefit exclusion.

**Note:** NAP payments may impact WFRP indemnities; therefore, NAP participants with WFRP coverage should discuss potential impacts with their crop insurance agent.

### B Choosing NAP Benefits or Other Program Benefits

If benefits for any other program administered by the Secretary for the same crop loss do **not** become available until after the producer has received a NAP payment, the producer may refund the total amount of the NAP payment and receive the other benefit.

**Example:** Producer A has a crop loss on tomatoes and corn. NAP assistance is available and will pay Producer A \$3,500 for the tomato loss and \$4,200 for the corn loss. Producer A is also eligible for other USDA benefits of \$21,000. The other USDA benefits amount available is the total amount available for corn, tomato, and other crop losses. The other USDA benefit attributable to the:

- corn loss is \$7,000
- tomato loss is \$5,000.

If Producer A elects to obtain the other USDA benefits of \$21,000, NAP assistance **cannot** be paid. If Producer A elects to receive NAP assistance for corn and tomato crop losses (a total of \$7,700), the other USDA benefit amount **cannot** have any payable amount attributable to corn or tomatoes).

**Note:** The reduction amount is **not** the amount paid under the program elected.



## 150 Multiple Benefit Exclusion (Continued)

**B Choosing NAP Benefits or Other Program Benefits (Continued)**

If a producer is issued a NAP payment and FSA later learns that the producer had received (before the issuance of the NAP payment) another USDA benefit subject to the multiple benefit exclusion, the producer **must** be notified that the NAP payment is unearned and **must** be refunded together with interest from the date of disbursement. This is the case regardless of whether the producer had been asked about other USDA benefits before the issuance of the NAP payment. Finality provisions are **not** applicable because the provision precluding multiple benefits is both statutory and regulatory and the producer knows and has reason to know that more than 1 benefit was received.

**Notes:** If the producer did **not** have the opportunity to choose between NAP and the other USDA benefit, the producer can make an election. However, if NAP is elected, the NAP payment will be maintained as an unearned payment and a debt owed to CCC by the producer until the producer provides documentation to show that the other USDA benefit has been fully repaid.

Unearned NAP payments are **required** to be refunded with interest. However, if it can be determined that the producer did **not** have the opportunity to choose between NAP and the other USDA benefit, program interest may be waived.



**151 Unacceptable, Incorrect, or False Records and Certifications**

**A Reliance on Producer Records and Certifications**

NAP assistance requires accurate information from producers. It is imperative that producers understand that a failure to provide complete and accurate information and records could result in any or all of the following:

- an application for NAP assistance being denied
- the producer or producers being determined ineligible for NAP assistance on all units and farms
- the producer or producers becoming liable under any civil or criminal fraud statute or any other statute or provision of law.

**B Questionable Records or Certifications**

See:

- paragraph 152 for variance on NAP acreage or production
- paragraph 153 for misrepresentation, scheme, or device.

## 152 Variance

**A Acreage Variance**

\*--NAP regulations at 7 CFR 1437.7(j) **require** participants to accurately report acreage,--\* including:

- prevented planting
- low-yield or disaster affected
- harvested and unharvested.

The tolerance provisions of 7 CFR Part 718 are **not** applicable to NAP. Under \*--7 CFR Part 1437.2, DAFP has delegated authority to approve or disapprove relief based--\* on the following policy of variance for NAP.

Acreage variance means the number of acres that the reported acreage may differ from the determined acreage for all crop types within a pay group without either of the following:

- total loss of benefits within the pay group
- overall accuracy of the acreage report being questioned.

**Rule:** Acreage variance is the larger of 1 acre or 5 percent of the reported acreage, **not** to exceed 50 acres. Acreage variances of 1.0 acres or less does **not** apply.

**Note:** For honey and maple sap, acreage is identified as the number of honeybee colonies or tree taps, as applicable. Acreage variance policy will apply using those identifiers.

**B Acreage Variance Calculation**

Acreage variance will be calculated using all crop types within the pay group. Use this--\* table to calculate acreage variance.

Step	Calculation
1	Add total reported irrigated and nonirrigated crop acreage for the pay group together.
2	Multiply total reported crop acreage in step 1 by 5 percent. Enter the larger of 1.0 acre or the result of this calculation, but no more than 50.0 acres. This is the acreage variance information.
3	Subtract total determined acreage from the total reported acreage to arrive at the difference between reported and determined acreage (positive or negative difference).
4	If the result of step 3 is greater than step 2, the reported acres exceed the acreage variance limitation.

**Example:** Total reported acreage is 107 acres (step 1).  $107 \times 5$  percent = 5.35 acres (step 2). The total determined acres are 101 acres. Subtract 101 determined acres from 107 reported to determine the difference of 6 acres (step 3). Because step 3 (6 acres) exceeds step 2 (5.35 acres), the difference reported and determined between the acres exceed the acreage variance limitation.

## 152 Variance (Continued)

**B Acreage Variance Calculation (Continued)**

Following is an example of calculating variance.

Crop	Reported Acres	Determined Acres
<b>Beans: Green, Pinto, and Wax</b>		
<b>Out of Variance</b>		
Green	10	10
Pinto	10	5
Wax	10	4
Total: Exceeds <b>5 percent</b> variance.	30	19
<b>Within Variance</b>		
Green	10	10
Pinto	10	10
Wax	10	9
Total: Does <b>not</b> exceed <b>5 percent</b> variance.	30	29

**C Production Variance**

Production variance means the amount of production that the reported production may differ from the determined production without a total loss of benefits.

**Rule:** The production variance limitation is 5 percent of the reported production.

**Note:** If circumstances warrant, and the reviewing authority determines it necessary, a production error within variance may be reviewed to determine whether any violation of NAP policy has occurred.

**D Production Variance Calculation**

Production variance is calculated by multiplying the reported production times 5 percent.

**Example:** 178 tons reported x 5 percent = 8.9 tons. If determined production differs from reported production by more than 8.9 tons, the production variance limitation is exceeded.

## 152 Variance (Continued)

**E Handling Reported and Determined Acreage or Production**

When a unit has both reported and determined acreage or production follow:

- Part 6 for acreage
- paragraph 304 for premium calculations
- Part 9 for production.

**F Discrepancy in Acreage or Production**

Use the instructions in this table if there is a discrepancy between the reported and determined acreage or production associated with an approved CCC-576. The determined acreage and production will be used according to subparagraphs E and G.

<b>WHEN the difference in determined acreage or production...</b>	<b>THEN COC...</b>
is within the variance limitation	<p>may determine eligibility without an explanation from the producer.</p> <p><b>Note:</b> COC may delegate authority for this determination to CED. This delegation <b>must</b> be recorded in the COC minutes.</p>
exceeds the variance limitation, but is within 15 percent of the reported acreage or production, as applicable	<p>may determine eligibility or ineligibility after the producer has been notified of the discrepancy and the producer has provided a satisfactory explanation for the inaccuracy or inaccuracies. If satisfactory explanation is <b>not</b> provided, COC will make the determination after considering and documenting all of the following:</p> <ul style="list-style-type: none"> <li>• everyone directly or indirectly involved</li> <li>• the ramification of the discrepancy if the matter had <b>not</b> been detected</li> <li>• the unique circumstances of the case, including, but <b>not</b> limited to, how the matter was discovered</li> <li>• if the matter was or was <b>not</b> the result of or related to a misrepresentation, scheme, or device.</li> </ul> <p><b>Note:</b> See subparagraph G when ineligibility is determined.</p>

## 152 Acreage Variances (Continued)

**F Discrepancy in Acreage or Production (Continued)**

<b>WHEN the difference in determined acreage or production...</b>	<b>THEN COC...</b>
exceeds variance, and is <b>not</b> within 15 percent of the reported acreage or production, as applicable	<b>must</b> determine ineligibility for crops within a pay crop and pay type. See subparagraph G.

**G Determinations of Ineligibility**

Follow paragraph 153 if COC suspects that an unacceptable, incorrect, or false certification is related to or the result of a misrepresentation, scheme, or device.

For all other determinations of ineligibility:

- \*--COC will **not** approve CCC-576 for any crop in the pay group and unit for the producer--\*
- if CCC-576 was approved before the determination of noncompliance:
  - but payments have **not** yet been issued, do **not** issue payments
  - and payments have been issued, establish a receivable according to 64-FI.

**Note:** If the producer immediately refunds the overpayment, process the refund according to 64-FI.

**Note:** County Offices will use reported and determined crop acreage and production for APH purposes according to Parts 6 and 9. Do **not** enter the consequential ineligible crop acreage, honeybee colonies, and tree taps in SNAPP when the determination of ineligibility is made because of acreage variance.

**H Documentation**

All determinations **must** be documented in the COC minutes.

**153 Misrepresentation, Scheme, or Device****A Impact or Ramifications of Misrepresentation, Scheme, or Device**

**[7 CFR 1437.16(c)] A person is ineligible to receive assistance under this part for the crop year plus two subsequent crop years if it is determined by the State or county committee or an official of FSA that such person has:**

- (1) Adopted any scheme or other device that tends to defeat the purpose of a program operated under this part;**
- (2) Made any fraudulent representation with respect to such program; or**
- (3) Misrepresented any fact affecting a program determination.**

**B Other Amounts Owed**

If FSA determines that a violation according to subparagraph A occurs, the person or persons are liable for both of the following:

- refunds with applicable interest from date of disbursement of all NAP amounts paid by CCC to any such producer or producers, applicable to the crop year in which a violation of this part occurs as well as the 2 subsequent crop years
- liquidated damages according to paragraph 154.

Sanctions will apply to the specific person or legal entity and all other interests the person or legal entity has and other entities or joint ventures for all crops, all units in all administrative counties, and all States.

**C Joint and Several Liability**

All producers on a unit receiving NAP payments are jointly and severally liable to refund any unearned payments.



**154 Liquidated Damages****A Assessing Liquidated Damages**

When a person or legal entity is found in violation, COC will assess liquidated damages in  
\*--the amount of 10 percent of the received NAP payment for the crop in violation.--\*

Liquidated damages are in addition to any amount received by all producers for all crops on the unit.

**Notes:** When determining liquidated damages, do not assess interest in the calculation.

See 64-FI to establish a manual receivable for liquidated damages.

**B Example of Assessing Liquidated Damages**

Producer A received \$10,000 in NAP benefits on sweet corn (\$7,000) and butter beans (\$3,000) for the 2019 crop year. Producer A was determined to have adopted a scheme for receiving benefits for the sweet corn crop. Producer A is **required** to refund all amounts paid by CCC (\$10,000) plus liquidated damages in the amount of \$700 ( $\$7,000 \times 10 \text{ percent} = \$700$ ).

## 155 Determinations and Appealability

### A Producer Rights on Appealable Determinations

Participants have the right to appeal FSA decisions on CCC-576, Part I, when there is a question of fact or a factual dispute, for example, a dispute or question about the accuracy of share, acres, etc., or an assertion about correctly applying a rule, regulation, or generally applicable provision to a set of facts.

See 1-APP for appealable determinations.

**\*--Note:** 7 CFR 11.1 and 7 CFR 780.2 define an adverse decision as an administrative decision made by an officer, employee, or committee of an agency that is adverse to a participant. These same regulations also define a participant as any individual or entity who has applied for, or whose right to participate in or receive a payment, loan, loan guarantee, or other benefit according to any program of an agency to which the regulations in 7 CFR Parts 11 and 780 apply is affected by the decision of this agency. Because disapproval of a notice of loss does not yet impact payment eligibility, it is not an “adverse decision” as defined in these regulations. Consequently, no appeal or appealability review rights apply to the disapproval of a notice of loss.--\*

### B Nonappealable Determinations

Generally applicable provisions are **not** appealable according to 1-APP, including but **not** limited to the following:

- eligibility conditions or criteria
- signature requirements
- NAP payment rates and payment factors
- county-expected yields
- assessed grazing losses and established loss percentages.

Cases involving FSA decisions on CCC-576, Part I, that have no disputes of fact are **not** appealable. See 1-APP for nonappealable matters.

### C Letters to Producers Advising of Results of Office Determinations

County Offices will issue a letter (Exhibit 22) to participants about the result of processing CCC-576, Part I, when a payment is either **not** computed or determined **not** to be owed to the participant. Such a decision will be considered to be a decision of a COC employee. See 1-APP, paragraph 13 and Exhibit 8, Example 2, “COC Employee Determination”.

**\*--156 National Environmental Policy Act (NEPA) Requirements**

**A Background**

NEPA requires that federal agencies must consider all potential environmental impacts before implementing activities that have the potential to significantly impact the human environment; all environmental processes must be fully completed before an action can be approved; and agencies must consult with and obtain comments from federal agencies that manage or have expertise about resources that are potentially affected. FSA's environmental compliance program mission is to use all practicable means to ensure FSA compliance with all applicable environmental laws, regulations, and procedures. FSA uses an environmental review process to determine the appropriate level of NEPA analysis and documentation required.

**B Programmatic Determination of Environment Compliance**

The National Office has determined that NAP meets all applicable environmental review requirements. FSA-850 has been completed for nationwide NAP applications, and County Offices are not required to complete or file FSA-850 for NAP applications.--\*

**157-199 (Reserved)**



## Part 4 Crops

### Section 1 Crop Provisions

#### 200 National Crop Definitions

##### A Introduction

A national crop definition was established, based on similar types or varieties of a crop that had an insignificant price difference, for the most predominant intended use for the crop.

\*--The acreage and production of the crop pay group is summarized for service fees and loss calculation purposes.

To identify the crop definition for service fee and payment purposes, the variables listed below are included in the national crop table for each selected crop:

- crop (pay crop code)
- type (pay type code)
- planting period.

**Note:** If the crop does not have a pay type code, that indicates it is **not** NAP eligible.--\*

##### B Planting Period

For crops that have multiple plantings established according to paragraph 206, the planting period is used to identify these plantings as separate crops.

**Example:** Lettuce has 4 plantings during the crop year. A separate record is loaded in the NAP crop table for each planting, which will ensure that the production from the different plantings will **not** be grouped together.

Crops with the same planting period will be grouped together unless they have different pay crop and pay type codes.

**Exception:** For grazed forage, the planting period will be used to further define warm and cool season grasses as allowed in paragraph 801. A planting period number of:

- “01” will be designated for cool season grasses
- “02” will be designated for warm season grasses.

## 200 National Crop Definitions (Continued)

**C Payment Crop Code**

The payment crop code identifies \* \* \* the specified crop, crop type, and/or intended use. In most cases, the payment crop code is the same as the crop code in 2-CP with few exceptions.

**Example:** The crop code in 2-CP for 2 or more interseeded small grain mixed forage is “0296”. For NAP payment purposes, 2 or more interseeded small grain mixed forage will actually be paid as grass with a payment crop code of “0102”.

**D Payment Type Code**

The payment type code identifies how the types and intended uses for a specified crop will be grouped.

**Example:** Beans have a payment crop code of “0047”. However, the types of beans have a significant price difference, justifying that each type of bean be treated as a separate crop. The data on the NAP crop table is downloaded as follows.

Crop Type	Planting Number	Payment Crop Code	Payment Type Code
Baby Lima	01	0047	001
Butter	01	0047	002
Soldier	01	0047	003

In this example, each type of bean will be treated as a separate crop for service fee and payment purposes.

**Note:** For seed crops meeting the definition according to subparagraph 202 F, crops with an intended use of seed may have a different type code.

Crop Type	Planting Number	Payment Crop Code	Payment Type Code	Intended Use
Carrots	01	0120	001	Fresh
Carrots	01	0120	002	Seed

## 200 National Crop Definitions (Continued)

**E Example 1**

Producer A has the following loss data.

Unit	Crop	Type	Pay Crop Code	Pay Type Code	Planting Period	Int Use	Disaster Level	Production	Net Production for Payment	Calculated Payment
1.00	Lettuce	Bos	0140	001	01	FH	14,000	20,000	-6,000	(\$1,280)
			0140	001	02	FH	2,500	0	2,500	\$533

In this example, there are 2 plantings for Boston lettuce. For that reason, the plantings do **not** apply against each other. Producer A is:

- **not** eligible for a NAP payment on the first planting because the calculated payment amount is negative
- eligible for a \$533 NAP payment on the second planting.

**\*--Reminder:** Crops are grouped for payment purposes by unit, payment crop code, payment crop type, and planting period. All matching payment crop codes, payment type codes, and planting periods are considered 1 crop for payment purposes. County Offices will review NCT to determine which crops are grouped together.--\*

**F Example 2**

Producer B has the following loss data.

Unit	Crop	Type	Pay Crop Code	Pay Type Code	Planting Period	Int Use	Disaster Level	Production	Net Production for Payment	Calculated Payment
1.00	Peas	PHL	0067	003	01	FH	8,200.50	10,000	-1,799.50	(\$193)
	Peas	SNA	0067	003	01	FH	4,000	0	4,000	\$428

In this example:

- Purple Hull Peas have a “0067” 2-CP crop code
- Snap Peas have a “0067” 2-CP crop code.

For NAP payment purposes, both crops have a “0067” payment crop code. As a result, Producer B’s loss on Snap Peas will be reduced by \$193 because of the high yield on Purple Hull Peas.

**\*--Note:** Crop data for all crops within the pay group must be loaded even if there was not a loss on a particular crop or type within the pay group. The production for all crops is required to ensure that an accurate payment is calculated. Do not select a date of loss for a crop or type within a pay group that did not have a loss.--\*

**200 National Crop Definitions (Continued)****G Crop Types Not Eligible for NAP**

When producers request crop types currently **not** eligible for NAP according to subparagraph A, the County Office will \* \* \* submit a request to the State Office recommending the crop, type, or intended use as eligible for NAP coverage.

When producers request crops **not** listed according to subparagraph A, State Offices will submit requests to the National Office recommending the crop for inclusion according to subparagraph 275 A.

State Offices **must** obtain STC approval before submitting a crop request for NAP eligibility. Submit requests and supporting documentation directly to Product Master according to 2-CP.

**\*--Notes:** If the crop is determined ineligible for NAP coverage, follow paragraph 302.

See Exhibit 15 for an example notification letter to be used when coverage cannot be extended for a crop.--\*



## 200 National Crop Definitions (Continued)

**H Crops Not Listed in 2-CP**

When a crop, or specific type or variety, is requested by a producer for NAP and it is **not** listed in 2-CP, STC's will ensure that additions are handled according to procedure in 2-CP.

**I Deadline to Change Crop Definition**

The national crop definition identifies the pay groupings for accepting CCC-471. Service fees are collected according to pay crop, pay type, and planting period as identified according to subparagraph A.

To ensure that service fees are applied uniformly across the country, the crop definition is based on a national review of crop data. Because changes to the crop definition **must** be completed before the release of CCC-471 software, any requests for changes in the crop definition **must** be submitted to PPB with supporting documentation. For crop data to be reviewed and approved before CCC-471 software is released, all requests along with supporting data **must** be received at the National Office by 120 calendar days before the application closing date for the crop.

**Notes:** Because the crop definition is established nationwide, States **must** include **not only** data for their State, but any other data available nationwide from commodity associations and other credible sources.

To change the crop definition after software has been released would have an adverse impact on service fees collected.

Because the application closing date from the previous year's NCT is used for the continuous coverage letter, County Offices **must** be aware that any changes to the crop definition could have an impact on service fees collected.

\*--See Exhibit 15 for an example notification letter to be used when coverage cannot be extended for a crop.--\*

## 201 Types or Varieties of Crops

### A Definition of Type or Variety of a Crop

Type or variety of a crop means a scientifically recognized subspecies of a crop having a particular characteristic or set of characteristics. Examples are in this table.

Crop	Types or Varieties
Watermelons	Seedless, striped.
Beans	Pinto, pole, shelli, small red.
Peppers	Jalapeño, pimiento, red chili.
Potatoes	White, red.
Cherries	Sweet, tart.
Squash	Zucchini, acorn, summer.
Lettuce	Romaine, leaf.

**Notes:** \* \* \* A producer **cannot** change, by design or market, the type or variety of a crop.

See 2-CP for crop name, codes, abbreviations, etc.

Do **not** use “other”, “regular”, or other generic references as a type or variety for NAP purposes.

### B Differentiating Crops by Type or Variety

Crops will be grouped according to subparagraph 200 A.

Producers **must** provide acreage and production data for each type or variety of crop produced and without regard to grouping as 1 crop.

**Example:** A producer has zucchini and acorn squash. The producer reports the acreage and production of each type of squash, without regard to the types being grouped as 1 crop, for example, squash.

## 202 Handling Crops Produced for Different Intended Uses

### A Intended Use

Many crops can be marketed for various intended uses. The manner in which the crop is planted, cared for, managed, harvested, and sold often dictates the intended use of the crop. The value of many crops varies significantly based on the intended use. DAFP may approve different prices or yields of a crop based on different intended uses if data supports such a distinction. However, the acreage and production of all intended uses of a crop **must** be summarized as 1 crop for unit loss purposes **except** for:

- seed intended uses that qualify as a separate crop according to subparagraph F
- small grain forage according to paragraph 805.

Some examples of intended use include, but are **not** limited to, the following.

Crop	Intended Uses
Alfalfa	Forage, seed
Barley	Grain, seed
Cherries	Fresh, processed

**Note:** Intended use is **not** to be confused with type or variety. Unless an intended use is approved to be viewed as a separate crop without regard to other intended uses according to subparagraph F or paragraph 805, different intended uses of a crop are always combined together as 1 crop for unit loss eligibility purposes. However, do **not** combine intended uses on the acreage report.

## 202 Handling Crops Produced for Different Intended Uses (Continued)

**B Designating Intended Use**

Producers reporting NAP crop acreage **must** specify the crop type or variety, practice, and intended use according to subparagraph 375 B.

\*--The Standard Rule is that for crop acreage reported with a specific intended use NAP assistance will be based on the smaller of the approved average market price established--\* for the:

- specific intended use reported on the acreage report
- actual market or actual use for which more than 50 percent of the acreage's harvested production is marketed. \* \* \*

**Exceptions:** See the specific paragraphs about secondary use, peanuts, seed intended uses, and small grain intended for use as forage to determine average market prices used to compute NAP assistance.

\*--Producers who elect the HMP option may have NAP assistance calculated based on their marketing history instead of the Standard Rule. See paragraph 203.

See paragraphs 802 and 803 for mechanically harvested forage with a final use that is not the same as the intended use.

**Note:** If a crop has more than 2 intended uses approved on NCT, the State Office must contact the National Office.--\*

**Example:** A producer \* \* \* reports 50 acres of carrots intended for fresh market. The producer suffers a 70 percent loss of production on the acreage. Additionally, more than 50 percent of the carrots produced from the 50 acres are sold as \*--processed carrots. The producer did not elect the HMP option.--\*

Because the established average market price for processed carrots is less than fresh carrots and more than 50 percent of the crop was marketed as processed carrots, the established average market price for processed carrots will be used to compute the producer's NAP payment.

**Note:** If an average market price had **not** been established for processed carrots, the average market price for fresh carrots would be used. However, COC and STC **must** carefully examine whether additional crop data recommendations are necessary and **required** for the crop.

## 202 Handling Crops Produced for Different Intended Uses (Continued)

**C Secondary Use**

Secondary use occurs when specific crop acreage reported with a particular intended use is harvested and the harvested production bears little resemblance to, or has a different unit of expression than, the unit of expression for the reported intended use.

In this case, the unit's qualifying loss will be paid at the approved NAP rate for the reported intended use and the value of the actual harvested production of the secondary use **must** be deducted from the unit's gross NAP payment. The value of the secondary use is equal to the quantity of this use times the NAP-approved price for the use.

Secondary use:

- is **not** salvage (see paragraph 612)
- is **not** counted as production of the crop for any purpose, including, but **not** limited to:
  - the determination of whether the unit suffered requisite loss
  - APH and approved yield
- **must** have a value determined by multiplying the quantity of secondary use times the CCC-established price for this use

\* \* \*

- does **not** apply to fresh or processed harvested production

**Note:** For fresh and processed production, follow subparagraph B.

- value **must** be deducted from the NAP payment calculated for the crop acreage of the commodity, which gave rise to the intended and secondary use.

## 202 Handling Crops Produced for Different Intended Uses (Continued)

**C Secondary Use (Continued)**

The deduction for value of secondary use will be applied:

- for the amount of value of secondary use in excess of the value of any appraised production associated with acreage of the crop harvested for secondary use
- **only** when the amount of value of secondary use is greater than the value of appraised production associated with acreage of the crop harvested as secondary use.

**Notes:** If acreage of a crop is harvested as a secondary use, the acreage is considered harvested for the purpose of applying a payment factor.

Values of appraised production or harvested secondary use production will be obtained by multiplying the approved market price established for the intended or secondary use by the amount of applicable production.

**Example:** 50 acres reported with an intended use of oat grain. Producer suffers disaster and reports loss.

The appraisal shows 5 bu. per acre of oats. Producer elects to hay the acreage and cuts 100 tons of oat hay.

The deduction for secondary use would be calculated according to this table.

Step	Action	Result
1	Multiply 100 tons oat hay times \$30 per ton (NAP price).	\$3,000.00
2	Multiply 5 bu. oats times 50 acres times \$1.45 per bu. (NAP price).	\$362.50
3	Subtract step 2 from step 1 to get deduction for secondary use.	\$2,637.50
	<b>Note:</b> If result of subtracting step 2 from step 1 is: <ul style="list-style-type: none"> <li>• zero or negative, enter zero</li> <li>• positive, enter result, rounded to 2 decimal places, in CCC-576A, item 24.</li> </ul>	

**Note:** Even though the oats were hayed instead of harvested for grain, calculate producer payments using harvested payment factor.

## 202 Handling Crops Produced for Different Intended Uses (Continued)

**D Determining Unit Loss for Crops With Different Intended Uses**

The unit loss of a crop with different intended uses, as applicable, **must** be determined before the crop can be considered to have suffered a qualifying loss. This is accomplished by comparing the expected value of all intended uses of the crop to the actual or estimated value of all intended uses of the crop.

If producers do **not** have buy-up coverage with the HMP option, follow this table to determine whether a crop with multiple intended uses with different units of expression suffered a qualifying unit loss.

**Notes:** Before using this table, particularly in all cases where fresh and processed intended uses are involved, ensure that quality losses were properly addressed according to paragraphs 209 and 610. Loss is calculated by crop, type, intended use, and practice within grouping on the unit.

\*--Units having different intended uses with the same unit of measure (fresh and--\* processed sweet cherries are each expressed in pounds per acre) **must** suffer a qualifying loss of total expected production to be eligible for payment consideration. If this loss requirement is **not** met for such a unit, do **not** use this table.

Step	Action
1	Multiply the total acreage of each specific intended use of the crop in the unit times the <b>approved yield</b> and average market price of the intended use.
2	Multiply the total acreage of each specific intended use of the crop in the unit times the <b>disaster or estimated</b> unit yield and average market price of the intended use.
3	Add the total values determined in step 1 for all intended uses of the crop in the unit.
4	Add the total values determined in step 2 for all intended uses of the crop in the unit.
5	Divide the result of step 4 by the result of step 3.
6	Subtract the result of step 5 from 1.000. This is the unit percent loss for the crop.

If quality loss adjustments are made according to paragraphs 209 and 610, after a crop with various intended uses is determined to have met unit value loss requirements described in the table in this subparagraph, a NAP low yield payment may be calculated. Use CCC-576A to calculate the total acreage of each intended use of the crop and without regard to other intended uses of the crop.

For producers with buy-up coverage and an approved HMP option, unit loss will be determined based on HMP, if all requirements are met.

## 202 Handling Crops Produced for Different Intended Uses (Continued)

**E APH and Intended Use**

Except for multiple marketed crops specified in paragraph 276, APH's are kept separately for each intended use of the crop reported by the producer.

See paragraph 483 for multiple market crops and paragraph 482 for organic crops.

**F Seed Intended Uses Qualifying as a Separate Crop**

In the case of an eligible crop intended for use as commercial seed, the seed intended use will be a separate crop if all the following apply:

- the specific crop acreage is planted, or is intended to be planted with an intent of producing commercial seed
- the specific crop acreage planted or intended to be planted to a seed intended use **cannot** produce other commercial intended uses of production
- the specific crop acreage planted or intended to be planted with an intended use of seed **must** have a growing period uniquely conducive to the production of commercial seed and **not** conducive to the production of any other intended use

**Note:** The unique growing period (or physiological event occurring during such period) necessary for the production of commercial seed, such as vernalization in a biennial crop such as carrots or onions, **must** render the possibility of production of any other intended use of the crop acreage improbable.

- STC recommends and DAFP approves the specific seed crop intended use as a separate and distinct crop.

Commercial seed intended uses **not** meeting the above criteria will be an intended use and a single crop together with all other intended uses of the crop type or variety.

**Note:** See subparagraph 375 A for crops that may have an intended use of "SD" (seed) available, but should be reported as "PR" (processed) or "GR" (grain).



**202 Handling Crops Produced for Different Intended Uses (Continued)****G Examples of Separate and Nonseparate Seed Crop Intended Uses**

Separate seed crop intended uses include onion, carrots, and non-ornamental nursery propagation seed.

Nonseparate seed crop intended uses include the following:

- alfalfa
- aquaculture
- Christmas tree seedlings
- grass
- ornamental nursery
- small or coarse grain.

## 203 Historical Marketing Percentage (HMP)

**A Summary of Standard Rule and HMP Option**

The HMP option allows for paying all or some of a NAP loss based on the intended use without regard to the Standard Rule. Under the Standard Rule, when 50 percent or more of production has an actual use with a lower value than the intended use, the producer's NAP assistance for that crop is calculated using the lower value actual use. If the HMP option is elected, producers will have their NAP assistance calculated based on the:

- intended use if they have historically marketed 50 percent or more of their production for the intended use
- producer's actual history of marketing if they have historically marketed less than 50 percent of their production for the intended use.

The HMP option:

- **must** be elected by the producer on CCC-471 before the crop's application closing date
- is **only** available to producers who elect buy-up coverage
- cannot result in a lower amount of NAP assistance than would be calculated using the Standard Rule
- does **not** affect premium calculations
- applies when the intended use is fresh or processed \* \* \*
- does **not** apply to secondary uses, peanuts, small grains intended for forage, seed or other propagation intended uses
- uses the producer's previous 1 to 3 consecutive crop years of marketing history of the crop
- allows a producer to use a current year marketing contract as an alternative to marketing history, if applicable.

**Example:** A producer has a green bean crop that is sold fresh to a local restaurant, a roadside stand, and delivered to a wholesale market. A portion of the crop is also delivered to a packing house for processing. The producer elected buy-up coverage and the HMP option.

The producer can provide historical marketing records to establish the HMP for green beans sold as fresh to the local restaurant, roadside stand, and wholesale market, and green beans delivered to the packing house for processing.

**Note:** If more than 50 percent of the total actual harvested production in this example is intended and marketed as "fresh," the producer's NAP payment will be calculated based on the fresh average market price (Standard Rule).

## 203 Historical Marketing Percentage (HMP) (Continued)

**B Establishing HMP's**

A producer who elects buy-up coverage with the HMP option must submit to COC the producer's total actual marketing records for the crop, by intended use, for each of the immediately preceding 1 to 3 consecutive crop years in which the producer had an interest. The producer must submit the records before the calculation of benefits in a loss year for HMP to apply. Only years in which the producer had acreage and production harvested will be counted. For example, if a producer only marketed a crop in 1 previous year, FSA will review the evidence of final use in that year and, based on the evidence for that year, determine a percent of production attributable to each use. If more than 1 and up to 3 years of final use evidence are available, FSA will count all years of production and determine the average.

If a producer had acreage and harvested production for any year in the immediately preceding 3-year period but does not submit marketing records for that year, HMP cannot be established and NAP assistance will be calculated based on the Standard Rule or CMP, if applicable.

**\*--Note:** If a producer is missing acreage or production in any of the immediately preceding 1 to 3 consecutive crop years in which the producer had an interest, then that year will **not** be counted in the average calculation.--\*

**Example:** For a 2015 crop, actual marketing records must be submitted for the 2012, 2013, and 2014 crop years. If the producer did not have an interest in the crop in 2013, then only 2012 and 2014 records are required.

**Note:** A producer growing a crop for the first time is not eligible for HMP because no history has been established; however, if the first year crop is being grown under a contract and fulfills the requirements of subparagraph 203 D, CMP may be established.

## 203 Historical Marketing Percentage (HMP) (Continued)

**C Determining HMP's**

A current marketing year HMP is determined based on the average marketing history of the \*--producer's previous 1 to 3 consecutive crop year marketing history of the crop.--\*

The yearly marketing percentage is calculated by dividing the final use production by the total production for the crop for the applicable year. The yearly marketing percentages are averaged to calculate HMP.

**Note:** All calculations must be made with the same unit of measure. Convert to pounds if necessary.

\*--**Example 1:** Green Beans - Production turned in for both intended uses for all 3 years.--\*

Green Beans - HMP			
Year	Final Use Production (in lbs.)	Total Production (in lbs.) FH + PR	Marketing Percentage FH vs PR
			FH ÷ Total Prod. x 100 PR ÷ Total Prod. x 100
2012	FH – 2,150	3,730	FH – 57.64%
	PR – 1,580		PR – 42.36%
2013	FH – 1,050	3,260	FH – 32.21%
	PR – 2,210		PR – 67.79%
2014	FH – 3,250	4,870	FH – 66.74%
	PR – 1,620		PR – 33.26%

Calculate the average HMP.

Green Beans – Average HMP				
Intended Use	2012	2013	2014	Average HMP
FH	57.64%	32.21%	66.74%	52.20%
PR	42.36%	67.79%	33.26%	47.80%

The 2015 HMP for green beans is 52.20% for fresh and 47.80% for processed. In this example, HMP for fresh green beans would permit paying the loss of production based on intended use.

## 203 Historical Marketing Percentage (HMP) (Continued)

## C Determining HMP's (Continued)

\*--**Example 2:** Tomatoes – all 2013 production was PR.

Tomatoes - HMP			
Year	Final Use Production (in lbs.)	Total Production (in lbs.) FH + PR	Marketing Percentage FH vs PR  FH ÷ Total Prod. x 100 PR ÷ Total Prod. x 100
2012	FH – 1,500	2,750	54.55%
	PR – 1,250		45.45%
2013	FH - 0	1,450	0%
	PR – 1,450		100%
2014	FH – 1,725	3,225	53.49%
	PR – 1,500		46.51%

Calculate the average HMP.

Tomatoes - HMP				
Intended Use	2012	2013	2014	Average HMP
FH	54.55%	0%	53.49%	36.01%
PR	45.45%	100%	46.51%	63.99%
In this example all 2013 production was PR so the average for all 3 years was used. The 2015 HMP for tomatoes is 36.01% for fresh and 63.99% for processed.				

--\*

## 203 Historical Marketing Percentage (HMP) (Continued)

## C Determining HMP's

\*--**Example 3:** Green Beans – no 2013 production for either FH or PR.

Green Beans - HMP			
Year	Final Use Production (in lbs.)	Total Production (in lbs.) FH + PR	Marketing Percentage FH vs PR  FH ÷ Total Prod. x 100 PR ÷ Total Prod. x 100
2012	FH – 2,150	3,730	57.64%
	PR – 1,580		42.36%
2013	FH – 0	0	
	PR – 0		
2014	FH – 3,250	4,870	66.74%
	PR – 1,620		33.26%

Calculate the average HMP.

Green Beans - HMP				
Intended Use	2012	2013	2014	Average HMP
FH	57.64%		66.74%	62.19%
PR	42.36%		33.26%	37.81%

In this example, in 2013 there was no production for either FH or PR, so the average was taken for 2 years of 2012 and 2014. The 2015 HMP for green beans is 62.19% for fresh and 37.81% for processed.--\*

## 203 Historical Marketing Percentage (HMP) (Continued)

**D Establishing CMP's**

CMP is a percentage of a specific crop, crop type, and intended use that is marketed through a contract.

Producers who elect buy-up coverage and the HMP option for a crop on CCC-471 may, at their option, submit to COC their current year marketing contract(s) to establish a CMP before the calculation of benefits in a year of loss. If contracts are submitted to determine a CMP, the higher of HMP or CMP will be used to determine payment.

**Note:** Producers are required to submit all production contracts to determine risk and ownership share in the production of the crop according to paragraph 100.

**E Determining CMP's**

A current marketing year CMP is determined based on the amount of contracted production for the crop by intended use, divided by the total expected production for all intended uses of the crop.

**Note:** All calculations must be made with the same unit of measure. Convert production to pounds if necessary.

<b>IF the calculated CMP is...</b>	<b>THEN the CMP...</b>
> 100% with only 1 intended use	equals 100% for the intended use. (See Example 1.)
>100% with more than 1 intended use	is prorated, based on the share of expected production for each use, to equal 100%. (See Example 2.)
< 100% with 1 intended use, and only 1 intended use is approved in NCT	<p>equals 100% for the intended use. (See Example 3.)</p> <p><b>Note:</b> STC will review the historical marketing of the crop and determine if a separate intended use should be established based on a significant difference in the average market price. See subparagraph 278 D.</p>
< 100% with 2 intended uses approved in NCT	for the contracted use equals the calculated CMP. CMP for the other intended use approved in NCT equals 100% minus the calculated percentage from the contracted use for the crop. (See Example 4.)
<100% with 3 intended uses (FH, PR, and JU) approved in NCT	for the contracted use or uses equals the calculated CMP. CMP for the other intended use or uses approved in NCT equals 100% minus the calculated percentage from the contracted use or uses for the crop or crops, divided equally between the remaining approved uses in NCT. (See Example 5.)

## 203 Historical Marketing Percentage (HMP) (Continued)

**E Determining CMP's (Continued)**

**Example 1:** Calculated CMP is > 100% with only 1 intended use.

Contracted Use	Contracted Production	Expected Production	Total Expected Production	CMP
Fresh	5000 lbs.	100 acres x 40 lbs. = 4000 lbs.	4000 lbs.	100% *

\* CMP equals 100% because the calculated CMP exceeds 100%. In this example, CMP permits paying the loss of production based on the intended use.

**Example 2:** Calculated CMP is > 100% with more than 1 intended use with contracted production.

Contracted Use	Contracted Production	Expected Production	Total Expected Production	CMP
Fresh	3000 lbs.	65 acres x 40 lbs. = 2600 lbs.	4000 lbs.	60% *
Processed	2000 lbs.	35 acres x 40 lbs. = 1400 lbs.		40% *

\* CMP is reduced to 100% prorated based on total expected production ÷ total contract production ( $4000 \div 5000 = .80$ ) x calculated CMP for each contracted use.

**Example:** Fresh CMP =  $75\% \times .80 = 60\%$ ; processed CMP =  $50\% \times .80 = 40\%$ .

**Example 3:** Calculated CMP < 100% with only fresh intended use approved in NCT.

Contracted Use	Contracted Production	Expected Production	Total Expected Production	CMP
Fresh	2500 lbs.	100 acres x 30 lbs. = 3000 lbs.	3000 lbs.	100% *

\* Remaining CMP is allocated to fresh because there is no other intended use approved in NCT.



**203 Historical Marketing Percentage (HMP) (Continued)****E Determining CMP's (Continued)**

**Example 4:** Calculated CMP < 100% with fresh and processed intended uses approved in NCT.

<b>Contracted Use</b>	<b>Contracted Production</b>	<b>Expected Production</b>	<b>Total Expected Production</b>	<b>CMP</b>
Fresh	2500 lbs.	100 acres x 30 lbs. = 3000 lbs.	3000 lbs.	83.33%
Processed				16.67%*

\* Remaining CMP is allocated to the other intended use approved in NCT.

**\*--Example 5:** Calculated CMP < 100% with fresh and processed intended uses approved--\* in NCT.

\* \* \*

<b>Contracted Use</b>	<b>Contracted Production</b>	<b>Expected Production</b>	<b>Total Expected Production</b>	<b>CMP</b>
Fresh	2500 lbs.	100 acres x 30 lbs. = 3000 lbs.	3000 lbs.	83.33%
Processed				16.67%*
* * *				* * *

\* Remaining CMP is allocated equally between the other intended uses approved in NCT, in this example the only other approved NCT record is processed.

**F Applying HMP's and CMP's**

If the producer does not provide acceptable production records or an acceptable current year marketing contract, payments will be calculated according to the Standard Rule in subparagraph 202 B.

If HMP is elected, the producer may provide documentation:

- that results in the application of the Standard Rule
- for either HMP or CMP, but is not required to provide both.

For low yield losses of crops not already receiving payment based on the specific intended use under the Standard Rule, the higher value marketing percentage will be used to calculate a potential payment for the crop if both HMP and CMP are applicable. Determine the marketing percentage that has the largest production percentage and the highest average market price using CCC-575 (Exhibit 52).

## 203 Historical Marketing Percentage (HMP) (Continued)

**G Determining Market Price When HMP/CMP Is Applicable**

The only intended uses eligible for HMP's and CMP's are fresh, and processed.

HMP's and CMP's are applied according to the following table.

**Note:** If the crop production was reported with multiple intended uses, follow the table for each intended use.

<b>IF the crop's final use on CCC-576, item 27, was reported on FSA-578 with an intended use having...</b>	<b>AND...</b>	<b>THEN the NAP payment is based on the...</b>
the highest value, intended use  <b>Example:</b> Fresh	50% or more of the total production is harvested for the highest value intended use	market price with the highest value intended use.
	50% or more of the total production is harvested at a lower value intended use with HMP or CMP of 50% or more for the highest value intended use	
	50% or more of the total production is harvested for a lower value intended use with HMP or CMP of less than 50% for the highest value intended use	total production allocated by the HMP/CMP and paid using the applicable market price for each use.
	50% or more of the total production is harvested for a lower value intended use with no HMP/CMP	market price for the lower value intended use.
a lower value intended use  <b>Example:</b> Processed only	production records are not kept separate	
	is harvested for any intended use	
	production records are not kept separate	

**Note:** If DMP or organic options were elected on CCC-471, the applicable market price is the higher of the average market price, organic market price, or the direct market price. See subparagraph 278 D.

**203 Historical Marketing Percentage (HMP) (Continued)****G Determining Market Price When HMP/CMP Is Applicable (Continued)**

**Example:** More than 50 percent of the harvested production was marketed as processed. Following is the information used to determine the marketing percentage used for calculating a payment.

Use	Average Market Price	Calculated CMP	Calculated HMP
FH	\$12 per lb.	80%	65%
PR	\$4 per lb.	20%	35%

The average market price is higher for fresh than processed; therefore, the marketing percentage used to calculate payment will be CMP because it is higher for fresh.

**H Successor-in-Interest Eligibility****General Rule**

The successor will receive the HMP/CMP history for the crop and unit accumulated by the predecessor. To establish HMP/CMP for a successor, follow this part to use the predecessor's established HMP/CMP.

**Applicability**

Successor-in-interest applies according to subparagraph 485 B.--\*

\* \* \*



## 204 Double-Cropped Acreage

### A \* \* \* Double-Cropped Acreage

\*--Double-cropped acreage is acreage planted to 2 specific crops of different commodities during a crop year, such as winter wheat followed by corn or soybeans, not subject to separate nonoverlapping planting periods.

Double-cropped acreage is **not**:

- a crop of the same commodity being planted after the prevented planting, failure, or harvest of the first planting
- replacement crop acreage according to 2-CP
- viewed separately on a unit basis from initially planted crop acreage of the same commodity
- a specific crop combination with 2 or more different planting periods if there is no overlap of the crops' approved planting periods.

### B Establishing Double-Cropped Acreage

Double-cropping combinations **must** be COC recommended and STC approved according to 2-CP **before** being considered eligible for NAP coverage.

COC **must** determine whether the:

- second crop of a different commodity was planted with an intent to harvest
- crop acreage meets all NAP eligibility provisions and has an adequate amount of time to produce both crops on the same acreage in a crop year.--\*

**Note:** T-yield adjustments, according to Part 7, may be made for acreage of the second crop, if the producer's approved yield for the second crop is based on the crop being planted primarily as initial crop acreage.

**204 Double-Cropped Acreage (Continued)**

\* \* \*

**C Limitation on Double-Cropped Acreage**

There is no specific limit to the amount of double-cropped acreage eligible for NAP assistance. Each crop that is the subject of application for payment, CCC-576, Parts D through F, stands by itself when applying eligibility provisions.

Each crop of a different commodity planted in an approved double-cropped planting pattern is eligible for NAP assistance, if all other eligibility requirements are met.

**205 Multiple-Harvested Crops****A Definition of Multiple-Harvested Crop**

Multiple-harvested crop means a crop that is harvested more than once during the same crop year from the same plant.

**Example:** Alfalfa hay is cut several times during the crop year. The total amount of alfalfa hay harvested from all cuttings **must** be summarized for the acreage.

**B County-Expected Yield**

Consider all harvests of the crop during a crop year when establishing county-expected yields for multiple-harvested crops.

**C Loss Eligibility**

A loss of production for a multiple-harvested crop **cannot** be determined until either of the following occurs:

- harvest is complete for the crop year
- an appraisal is completed, as close to the normal harvest date as possible, to document all potential production for the crop.

**D Appraisal Requirements**

Production of multiple-harvested crop acreage **must** be determined by appraising the crop year production when the crop acreage:

- will be abandoned or destroyed before the normal harvest date
- is intended as mechanically harvested where at least 1 cutting is harvested, but the remaining production is grazed.

Appraisals **must** include all potential production through the normal harvest date.

Representative sample areas will be used when either of the following occurs:

- producers want to abandon or destroy crop acreage to put to another use
- the entire crop acreage **cannot** be maintained to reflect potential production through the normal harvest date.

**206 Repeat and Multiple-Planted Crops****A Definitions**

Repeat crop means a subsequent planting of the same crop or commodity planted on the same acreage as previous plantings of the same crop or commodity in the same planting period and crop year.

See subparagraph B to determine whether a repeat crop can be considered a separate crop for unit loss calculation purposes.

~~\*--Multiple-planted crop~~ means the same crop that is planted and harvested during 2 or more distinct planting periods in the same crop year, as determined by FSA.--\*

See subparagraph B to determine whether a multiple-planted crop can be considered a separate crop for unit loss calculation purposes.



## 206 Repeat and Multiple-Planted Crops (Continued)

**B Applicability**

COC will consider the number of plantings of a commodity that can be planted on the same or different acreage, as applicable, with intent of harvest in a single crop year. Consider the number of days to maturity, or onset of harvest, from date of planting and seasonal characteristics. COC may establish, with STC approval, separate planting periods **not** to exceed the maximum number of plantings that can be expected to reach harvest within a crop year.

Each planting period **must** be numbered consecutively. The date specific crop acreage is planted determines:

- what approved planting period number with which the specific crop acreage will be associated
- whether the specific planting of the crop acreage will be considered separate and distinct from plantings occurring in other approved and defined periods.

**Note:** Producers do **not** have their own planting numbers. They have plantings that will be placed in certain FSA-established growing or planting periods.

Use the \* \* \* crop chart in subparagraphs C \* \* \* to determine:

- the approved planting period for specific crop acreage
- whether a planting of a repeat crop can be considered a separate and distinct crop.

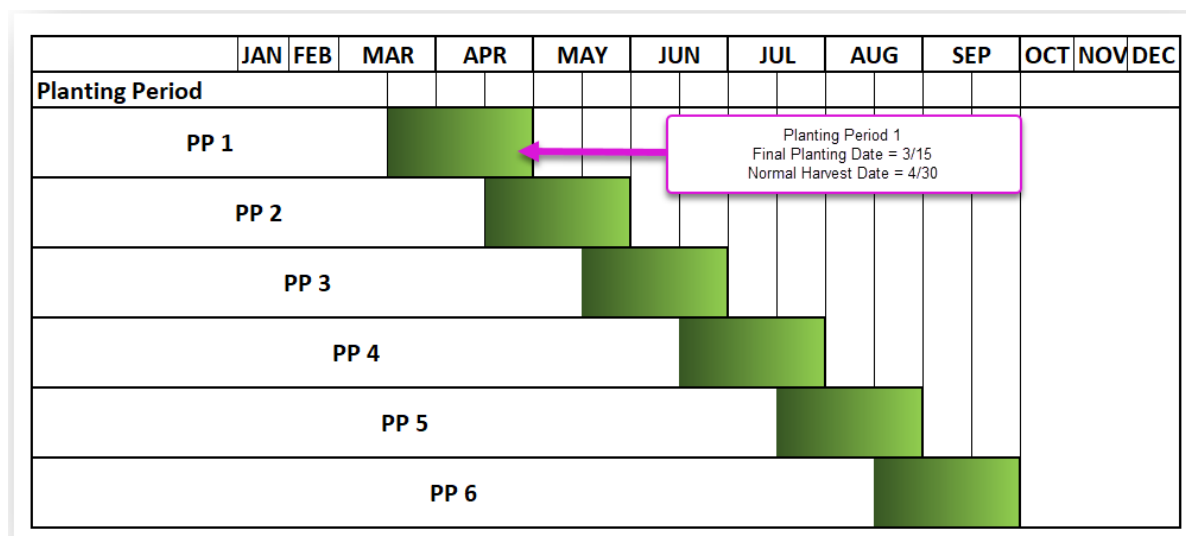
\* \* \*

# 206 Repeat and Multiple-Planted Crops (Continued)

## C Crop Chart

\*--The following crop chart illustrates 6 planting periods for a repeat and multiple-planted crops with a 45-calendar-day growing periods.

For example, planting period 1 extends to March 15, with a harvest date of April 30. Therefore, all production of the specific crop planted up to March 15 will be recognized as production from planting period 1. Crops planted after March 15 will be considered planting period 2, with a final planting date of April 15.



--\*

**206 Repeat and Multiple-Planted Crops (Continued)****D Approval**

Before any repeat or multiple-planted crop can be recognized as a separate crop for unit loss purposes, COC **must** establish and recommend to STC:

- final planting dates and expected days to crop maturity for planting periods of the crop
- a normal onset of harvest date for each final planting date
- specified planting periods
- specific crop combinations planted on the same ground during a single crop year
- any crop combination that is an agronomically sound practice.

**\*--E Acreage and Production--\***

The acreage and production of all plantings of a commodity occurring within a defined planting period will be summarized as 1 crop.

The expected level of production for a repeat crop or multiple-planted crop recognized as a separate crop will reflect the production capability of the commodity on an acreage basis. See paragraph 606 for commingled harvested production between planting periods.

Acreage of a commodity that is planted and considered a separate crop for which an approved planting period is established for the commodity will be counted as acreage of the separate crop for the specific planting period.

**F Repeat Crops Acreage and Production to Count**

Each repeat planting of a crop in a planting period is additional acreage of the same crop. Repeat crop acres are additional acreage of the same crop, and all production associated with all those acres of the crop will be used to determine production to count in the event of a loss. See 2-CP for status codes for repeat crops.



## 207 Direct Market Crops

**\*--A NAP Assistance for Direct Market Price Option**

To be eligible for NAP coverage based on an average direct market price, producers **must** elect buy-up coverage for that crop. Producers who elect basic 50/55 coverage are **not** eligible for the average direct market price option. The direct market option **only** applies to crops with an intended use of fresh; all other intended uses are ineligible.

Direct market does **not** apply to value loss crops.

See Exhibit 2 for the definition of direct marketing.

To receive a NAP payment based on an average direct market price, producers must:

- elect buy-up coverage and the direct market option for the crop by the crop's application closing date
- complete CCC-575, Part G (Exhibit 52) by the acreage reporting date for the crop(s)
- submit to COC actual marketing records for the immediate preceding 1 to 3 years to determine and establish the producer's DMP based on the actual marketing history percentage for direct marketing.

**Note:** DMP must be derived from the producer's historical data; no exceptions are allowed. If a producer has no history of direct marketing, DMP is not applicable and cannot be determined or used.

The direct marketing percentage in CCC-575, Part H, applies:

- to premium calculation
- if the producer's production is eligible for payment.

The prevented planting and unharvested payment factors established according to paragraph 279 will apply to direct market crops; separate payment factors for direct market crops will **not** be established.--\*

## 207 Direct Market Crops (Continued)

**B Determining DMP**

\*--A current program year DMP is determined based on the producer's average marketing history for the crop for the immediately preceding 1 to 3 years, as provided by the producer. The yearly marketing percentage is calculated by dividing the direct or indirect market--\* production by the total production for the crop for the applicable year. The yearly marketing percentages are averaged to calculate DMP.

**Note:** All calculations must be made with the same unit of measure. Convert to pounds if necessary. See the following example.

Fresh Cherries - DMP				
Year	Direct Market Production	Indirect Market Production	Total Production	Marketing Percentage
2012	6,500 lbs.	3,500 lbs.	10,000 lbs.	Direct – 65% Indirect – 35%
2013	12,000 lbs.	3,000 lbs.	15,000 lbs.	Direct – 80% Indirect – 20%
2014	9,600 lbs.	2,400 lbs.	12,000 lbs.	Direct – 80% Indirect – 20%

Calculate the average DMP.

Fresh Cherries – Average DMP				
Market	2012	2013	2014	Average DMP
Direct	65%	80%	80%	75%
Indirect	35%	20%	20%	25%

The 2015 DMP for fresh cherries is 75% for direct and 25% for indirect marketing.

## 208 Organic Crops

### A Overview

FSA may establish an organic average market price for a crop within a State to reflect the different price a producer receives because the crop qualifies as “organic” according to the National Organic Program regulations at 7 CFR Part 205. NAP coverage based on organic average market prices is available under **both** basic 50/55 coverage and buy-up coverage for eligible crops.

### B Organic Requirements and Assistance

To be eligible to receive NAP coverage based on an organic average market price, producers **must**:

- \*--select the organic option for the specific crop and crop type on the CCC-471 by the crop’s application closing date
- report the acreage of the crop as organic--\*
- provide required documentation according to 2-CP.

Producers reporting organic acreage of a crop **must** be certified or exempt from certification according to the National Organic Program Regulations at 7 CFR Part 205.

Acreage transitioning to a certified organic farming practice will be considered conventionally grown and receive the crop’s conventional average market price for NAP purposes.

Yields will be adjusted, as needed, to reflect yields for crops using organic production methods.

Contamination by application or drift of prohibited substances onto organic, transitional, or buffer zone acreage is **not** an eligible cause of loss.

**\*--Notes:** The organic option is not applicable to all crops in the pay group unless all crops are selected on the CCC-471.--\*

If a producer elects the organic option and FSA does **not** approve an organic average market price for the crop, the producer’s NAP coverage will be based on the conventional average market price.





## 209 Quality Loss Option for Certain Approved Crops That Is Available Under Buy-Up NAP Coverage Only

### A Background

\* \* \*

To provide improved risk protection under buy-up coverage for certain crops approved by DAFP, the NAP payment calculation for yield losses will allow an adjustment of harvested production because of quality losses resulting from an eligible cause of loss in a coverage period. The quality loss option is only available for a crop if a producer has elected buy-up coverage for the crop.

**Note:** If a crop and location are approved for the quality loss option for an ensuing coverage period and a quality loss adjustment to harvested production is made, the resulting harvested production to count will be entered into the NAP covered producer's APH database. For example, if a crop's harvested production is reduced by 20 percent because of a loss of quality, the reduced harvested production figure will be entered as part of the actual yield into the APH database to be used for future year approved yield calculations.

If buy-up coverage is obtained for the crop and the crop is approved for NAP quality losses for the ensuing coverage period, and all other quality loss and NAP eligibility provisions are satisfied, a quality loss adjustment to harvested production can be made. Conversely, if a producer seeks quality adjustments as part of an Application for Payment for a crop for which buy-up coverage was obtained, and the option is either **not** approved for the crop and location or the producer fails to provide sufficient evidence to support a quality loss adjustment, a quality loss adjustment will be **not** be made.

### B Non-Applicability of the Quality Loss Option

The quality loss option is **not** applicable to or available for any of the following:

- crops that are marketed in another actual use than an intended use, for example, marketed as processed, but intended fresh market
- crops having only basic 50/55 NAP coverage selected on CCC-471

**209 Quality Loss Option for Certain Approved Crops That Is Available Under Buy-Up NAP Coverage Only (Continued)**

**B Non-Applicability of the Quality Loss Option (Continued)**

- value-loss crops
- a crop and location that was **not** requested specifically by STC and approved for an ensuing coverage period by DAFP
- quality losses that are **not** the direct result of an eligible cause of loss in the coverage period for an eligible covered crop
- production that **cannot** be marketed merely because of a loss of market demand.

**C Quality Adjustment Overview**

A quality adjustment factor will be used to reflect quality discounts received by producers ~~because of an eligible cause of loss during the coverage period. Quality adjustment factors~~ will be established by county, crop, type, and intended use.

States have the option of requesting and setting up the quality adjustment factor in a county on a NAP crop for which documentation exists and supports an appropriate adjustment.

**209 Quality Loss Option for Certain Approved Crops That Is Available Under Buy-Up NAP Coverage Only (Continued)**

**D Requesting the Quality Option for Buy-Up Crops From DAFP**

Crops, other than forage, and locations eligible for quality adjustments **must** be recommended to DAFP by STC no later than 60 calendar days before the application closing date for the crop to receive consideration for inclusion for an ensuing coverage period. Approval by DAFP will be issued in advance of the coverage period **only** if supporting documentation of industry accepted standards for quality discounts are available. Harvested production will be adjusted **only** if buy-up coverage is elected, and the covered producer satisfies all other requirements. An adjustment will **not** be made if a producer elects only basic 50/55 NAP coverage for a crop.

**Note:** See paragraphs 809 through 811 for forage quality loss adjustments.

\*--STC will follow paragraph 11 to submit the following to DAFP, if STC recommends a--\* NAP crop or crops for quality loss adjustment under this paragraph:

- a summary memorandum detailing the nature of the quality loss adjustment being sought
- the list of NAP crops for which the quality loss adjustment is being sought
- the application closing date for each of the crops
- the details and documentation of the standards and how quality is measured or determined, including information about when and how the quality loss is documented and how the quality loss results in an adjustment to production
- information from local elevators, buyers, and State crop associations reflecting general quality reduction grading factors and the applicable deductions.

\*--A list of current approvals for the quality loss option can be found under the heading “NAP Policy Approvals” at <https://inside.fsa.usda.gov/program-areas/dafp/dap/nap/index>.--\*

## 209 Quality Loss Option for Certain Approved Crops That Is Available Under Buy-Up NAP Coverage Only (Continued)

### E Example of Possible Quality Adjustment

The following is an example of a crop that received quality adjustment approval for buy-up NAP coverage. The example and approval are both hypothetical and assume all other eligibility provisions are met.

#### Example 1: USDA Standards

Crop A has USDA Grading standards Grade 1, Grade 2, and Substandard. All 3 standards are marketable, but at reduced production value. The NAP average market price of the crop is \$40 per cwt. and the corresponding values of the grades are:

Grade 1:	\$50 per cwt
Grade 2:	\$25 per cwt
Substandard:	\$5 per cwt.

The quality adjustment factor for Grade 2 will be 0.625 (25/40) and the quality adjustment factor for Substandard will be 0.125 (5/40). These factors will be applied to the amount of production at each grade. Actual market price is **not** applicable to the quality adjustment.

#### Example 2: Market Standards

Crop B does **not** have USDA standards, but the market dictates that a “brown” condition is **not** marketable at the same value as a “green #1” produce. STC has established that the value of “brown” produce is between 50 percent and 70 percent of the “green #1” on average in the State or for the location specified. In this case, the quality adjustment factor for “brown” produce will be the highest factor in the range (0.70) and the actual market price is **not** applicable to the quality adjustment.

**Notes:** Standards that result in a lower production weight will **not** be eligible for quality adjustments, **unless** the lower production weight is **not** commensurate with the reduced value.

Multiple reductions of production **cannot** be made for a specific quantity of production. For example, if there are approved reductions for a “color condition” and approved reductions for a “size deficiency”, apply the greater of the reductions and do **not** apply the sum of all the reductions.

210-274 (Reserved)

## Section 2 Crop Data

## 275 Crop Documentation

## A Crop Data

For each crop year and commercial crop or agricultural commodity for which a CCC-471 may be filed in the State, STC will establish the following.

<b>IF the crop is...</b>	<b>*--THEN STC will--* determine the specific crop...</b>	<b>WITHIN...</b>
other than a grazing forage crop	<ul style="list-style-type: none"> <li>• average market price</li> <li>• county-expected yield</li> <li>• applicable payment factors</li> </ul>	<p>120 calendar days before the specific crop's application closing date.</p> <p><b>Important:</b> It is crucial that for all crops, other than forage grazing, the crop data be established according to this table to provide potential participants information to estimate potential coverage and premiums.</p>
a grazing forage crop	<ul style="list-style-type: none"> <li>• carrying capacity</li> <li>• grazing period</li> </ul> <p>See subparagraph 277 F.</p>	<p>90 calendar days <b>before</b> the *--earliest applicable application--* closing date for forage.</p>

When a new crop, crop type, and/or intended use not currently included in 2-CP is needed, State Offices will submit new crop, crop type, and/or intended use requests according to 2-CP.

## 275 Crop Documentation (Continued)

## A Crop Data (Continued)

When a determination of NAP eligibility is being requested for a crop, crop type, and/or intended use, STC must determine whether \* \* \* to recommend the crop for NAP eligibility. If STC recommends the crop, crop type, and/or intended use, the State Office will submit the request through Product Master according to 2-CP. Requests must include the following information:

- CCC-456
- crop data identified on CCC-456 (Exhibit 17), including name, type or variety, and intended use from 2-CP--\*
- scientific name
- minutes including the STC recommendation of NAP eligibility
- supporting documentation such as:
  - basis for NAP crop eligibility, such as commercial food or fiber uses, biomass, or other industrial use
  - crop information from universities, NIFA, NRCS, or other subject matter experts with knowledge of the crop, crop type, and/or intended use
  - commercial markets

**Example:** Farmer's markets, grain elevator, and gin.

- \*--for seed crops, both price and yield of seed must be based on the "clean" basis.

**Notes:** It is crucial that **required** crop data be established at least 120 calendar days--\* before the application closing date to provide potential participants information to estimate potential coverage and premiums.

\*--Reports in NCT are available to determine if the crop is currently NAP eligible. Specifically, the crops on the "pay group report" with **both** a pay crop and pay type code are NAP eligible.--\*

For secondary use, follow subparagraph 202 C.

## 275 Crop Documentation (Continued)

**B Additional Data Options**

STC can submit requests to DAFP for approval of organic average market prices and yields, and direct market prices. For each crop year and commercial crop or agricultural commodity for which STC requests DAFP approval, the State Office **must** submit a request and **supporting documentation to SND, PPB according to paragraph 11, at least 60 calendar days before the application closing date for the crop.**

**Note:** This does not remove the requirement for STC to establish crop data according to subparagraph A within 120 calendar days before the specific crop's application closing date.

**C Using Historical Data**

Price or yield data may be obtained for up to the most recent 7 years. The 7 years **must** be the immediate 7 years before the year for which a yield and price is being established. STC's **must** use the most recent available data. The historical years used for yield and price data do **not** need to match. Crop data for at least 1 year of the most recent 3 years **must** be obtained. Historical years **cannot** be "skipped" and lag years are optional.

**Example:** For establishing the 2025 data, 2018 through 2024 will be the years available for historical price and yield data. If data is available for the 2019, 2020, 2022, 2023, and 2024 (2021 skipped) as the historical years, only 2022, 2023, and 2024 will be used.

**276 County-Expected Yield****A Definition of County-Expected Yield**

County-expected yield means the eligible crop yield for the administrative county established by STC.

The county-expected yield should reflect the average production potential of the crop in the county by practice and intended use.

**B Sources of Yield Information**

The county-expected yield will be based on the best available information provided by any of the following sources:

- average APH by year
- COC's knowledge
- County Agricultural Commissioner's Office
- local markets
- NASS
- NIFA
- RMA
- Rural Development
- yields in similar areas
- other reliable sources, such as universities.



**276 County-Expected Yield (Continued)****B Sources of Yield Information (Continued)**

STC's will:

- ensure that established county-expected yields are comparable with previously approved county-expected yields in the State or in surrounding States
- justify deviations from previously approved crop data.

**Note:** If NASS has data for the eligible crop, STC's **must** consider NASS information when establishing the crop data; however, STC's are **not required** to base the establishment **only** on NASS data.



**276 County-Expected Yield (Continued)****C Establishing County-Expected Yield**

If crop insurance is **not** available for the crop in the administrative county or a contiguous county, the county-expected yield will be calculated by using the Olympic average:

- obtaining the yields of the crop for the 5 most recent, consecutive crop years for which data is available
- dropping the crop years with the highest and lowest yields
- averaging the yields for the remaining 3 crop years.

If 5 crop years of data is **not** available for establishing the county-expected yield, STC will:

- use the best sources of information available to obtain data for as many consecutive crop years as possible within the 5 crop years of the historical base period
- establish a county-expected yield for crops without 5 crop years of data by computing a simple average of the data obtained
- leave no gaps in years following the first crop year for which a historic yield is available within the base period.

## 276 County-Expected Yield (Continued)

**C Establishing County-Expected Yield (Continued)**

The following examples are pertinent to establishing a 2015 county-expected yield.

- Example 1:** NASS or other readily obtainable data is available for years 2008 and 2009 and **not** available for 2010 through 2012. STC **must** use best available information to fill in data for missing years 2010 through 2012. The Olympic average of years 2008 through 2012 will be used in this example.
- Example 2:** NASS or other readily obtainable data is available for years 2010 and 2011, but **not** 2012. STC **must** use best available information to fill in data for missing year 2012. The simple average of years 2010 through 2012 will be used in this example.
- Example 3:** NASS or other readily obtainable data is available for years 2011, 2012, and 2014. STC **must** use best available information to fill in data for missing year 2013. The simple average of years 2011 through 2014 will be used in this example.
- Example 4:** NASS or other readily obtainable data is available for years 2012 and 2013. STC does **not** need to obtain additional years' data. The county-expected yield will be the simple average of years 2012 and 2013 because there are no gaps in years starting with the crop year immediately preceding the previous year.

For planted annual crops, the county-expected yield **must** be based on the acreage planted for harvest. If yield information used by STC is for harvested acres **only**, STC will convert the harvested acre yield to a planted acre yield.

**Note:** County-expected yields for orchards will be based on mature orchards, if the majority of this orchard crop acreage is mature. T-yield reductions will be applied for individual producers having less than mature orchards.

## 276 County-Expected Yield (Continued)

**C Establishing County-Expected Yield (Continued)**

The T-yield established for the administrative county will be the T-yield for the unit as defined in paragraph 407.

**Example:** Unit acreage is located in both County A and County B. County A is the administrative county. The T-yield established for County A will be the T-yield for the unit.

If crop insurance is available for the crop in:

- the administrative county, STC will establish the county CAT T-yield as the expected yield
- a contiguous county, STC will ensure that the established county-expected yield is comparable to crop insurance T-yield in the county.

**Note:** If there is more than 1 contiguous county, average the T-yields for all contiguous counties.

**Exception:** Crop insurance T-yields are **not required** to be used if STC establishes a different county-expected yield for different types or varieties of a crop where crop insurance makes no such distinction based on type or variety. For example, if RMA approves **only** beans, STC can set county-expected yield for pinto, green, etc.

STC **must** identify and document how the established county-expected yield was determined.

If a county-expected yield has been established for the crop year in the State and a yield is required in another county for the same crop, intended use, practice, planting period, and year, SED may establish the county-expected yield without STC review.

**276 County-Expected Yield (Continued)****D County-Expected Yields for Different Farming Practices**

The county-expected yield may take into consideration different yield variations because of diverse farming practices. Although NASS does **not** always establish separate yields based on practice, STC's will establish irrigated and nonirrigated county-expected yields, if appropriate.

If a crop, using good farming practices, is being produced using more than 1 farming practice, STC will establish approval of a county-expected yield based on each farming practice.

**E County-Expected Yield for Different Type \* \* \***

STC's **must** establish a county-expected yield for NAP crops when documentation used to establish the county-expected yield shows a substantial difference in the expected yield because varieties or types of the crop warrant different county-expected yields, such as red kidney bean versus navy bean.

**F County-Expected Yields for Different Intended Uses**

STC's **must** establish a county-expected yield for NAP crops when documentation used to establish the county-expected yield shows a substantial difference in the expected yield because the crop is harvested for different intended uses, such as fresh versus processed.

**\*--Exception:** For multiple market crops, see subparagraph G and paragraph 483.--\*

**276 County-Expected Yield (Continued)****G County-Expected Yield for Multiple Market Crops**

STC's **must** establish a single county-expected yield for all intended or actual final use markets of a multiple market crop. See paragraph 483.

**\*--H County Expected Yields for Organic and Transitional Crop Acreage**

If RMA data is not available, STC **must** use the best available source, such as:

- NASS
- average actual production history by year
- County Agricultural Commissioner's Office
- NIFA/CSREES
- Rural Development
- yields in similar areas or farms.

If APH data is used as a source, the production **must** be verifiable.

STC's **must** establish yield factors, as appropriate, and submit sufficient evidence to DAFP to support this factor.

If data does not exist for the crop or a similar crop in the county, in the state, or similar areas, the STC may establish an organic and transitional yield factor not to exceed 75 percent of the conventional county-expected yield, without approval from DAFP.

**Notes:** Organic NASS data may be compared with conventional yields to establish the factors. Organic NASS data is available for 2008, 2011, 2014, and 2015. The organic NASS production data can be found on the USDA NASS Quick Stats website, using the keyword search "organic".

The 75 percent factor should not be used in place of completing the research and setting the appropriate factor when data is available for a crop.--\*

**276 County-Expected Yield (Continued)****\*--I Documenting County-Expected Yields**

STC's will:

- conduct a second-party review of all manual calculations used to establish county-expected yields
- establish county-expected yields that are representative of the normal cultural practices for the county
- document and maintain data used to establish county-expected yields
- document the source of all data used in establishing county-expected yields
- review recommended county-expected yields against approved data.

**J Correcting County-Expected Yield**

The expected yield for a crop will be corrected if:--\*

- cultural practices, including the age of the planting or plantings, are different from cultural practices used to establish the yield
- the yield established on a State or county level is determined to be incorrect.



## 277 Carrying Capacity

### A Definition of Carrying Capacity

\*--Carrying capacity means a stocking rate and the number of days that grazing can normally--\* be sustained without detrimental effects on the land resource **excluding any supplemental feedstuff**.

**Notes:** Feedstuff means any product, of natural or artificial origin, that has nutritional value in the ration when properly prepared.

It may be customary for livestock to be left on the acreage for a longer period than the acreage can support. When determining the grazing days according to subparagraph C, detrimental effects on the land, and the need for supplemental feedstuffs may mean that the grazing days are less than the customary number of days the livestock are actually kept on the acreage.

### B Crops on Which to Establish Carrying Capacity and Grazing Period

STC will, for each county or area within a county, and before the applicable application closing date, establish a carrying capacity for each crop with an intended use of forage or grazing present in the State.

### C Grazing Days

\*--Grazing periods of varying lengths may exist, considering factors, such as topography, altitude, land mix, etc., in the same county or area within the county for the same forage type, such as “IGS” (mixed forage).

With the exception of warm and cool season grazing periods, the beginning date of the grazing period (start date) must begin on the 1<sup>st</sup> or 15<sup>th</sup> of the month. The end date of the grazing period/normal harvest date must end on the 15<sup>th</sup> or the last day of the month. Grazing days are determined based on these dates.--\*

### D Stocking Rate

The stocking rate **must** reflect the specific number of acres of forage capable of supporting one AU for the specified grazing days.

**Example:** STC determines 7 acres of “IGS” (mixed forage) is **required** to support one AU.

## 277 Carrying Capacity (Continued)

**E Multiple Carrying Capacities**

Multiple carrying capacities may be established, considering factors as topography, altitude, land mix, etc., in the same county, or area within the county, for the same forage type, such as “IGS” (mixed forage). For automation purposes, multiple carrying capacities of the same forage type will be identified by a unique planting period number. The planting period numbers reflecting:

- full season forage or cool season forage will be identified as “01”, “21”, “31”, etc.
- warm season forage will be identified as “02”, “22”, “32”, etc.

Multiple carrying capacities have no impact on crop definition or the pay crop and pay type.

**F Annual Review of Carrying Capacities**

State Offices must, on an annual basis for each county or area within a county, gather the most current documentation available for carrying capacities and grazing periods established for each grazing forage crop to determine whether, for:

- carrying capacity, the stocking rate for the specific grazing crop still reflects the number of acres of forage capable of supporting 1 animal unit for the specified grazing days
- grazing period, if the grazing days for the specific crop considering factors such as topography, altitude, land mix, and etc. are still correct.

State Offices **must** complete the review and provide findings to STC no later than 90 calendar days before the earliest applicable sales closing date for forage. COC’s and/or STC’s must document the annual reviews of carrying capacities and grazing days in COC and/or STC minutes. COC’s and/or STC’s **must** carry forward all documentation from year to year that is used as a basis to document established carrying capacities and grazing days.

\*--State Offices will communicate with neighboring States or review their NCT records on an annual basis to ensure that carrying capacities in bordering counties with similar forage types, topography, altitudes, land mix, production capabilities, etc. are established on a consistent basis. State Offices may retrieve relevant forage and grazing data from the NCT for bordering States and incorporate the comparison data for review and approval of their carrying capacities to STC. Documentation should be shared between States and counties. Ensure the comparison data includes the forage types, grazing days, carrying capacities and normal harvest dates for an accurate comparison as reflected in the STC minutes. Differences in carrying capacities and grazing days should be mitigated or justification documented why differences exist. Each STC should document determinations in STC minutes and carry documentation forward on an annual basis.--\*

## 277 Carrying Capacity (Continued)

**F Annual Review of Carrying Capacities (Continued)**

Recommendations to change a carrying capacity and/or grazing period must be submitted to the State Office for STC review. Upon completing its review, any STC requests to change a carrying capacity and/or grazing period in a county or area within a county **must** be provided to the National Office Livestock Assistance Program Manager for DAFP consideration, no later than March 1 of the applicable calendar year. These requests must be submitted from STC in a memorandum to DAFP and **must** include the following:

- COC/STC minutes documenting that annual reviews were conducted for each county or area within a county and the most current documentation available was used to establish each grazing forage crop to determine whether, for:
  - carrying capacity, the stocking rate for the specific grazing crop still reflects the number of acres of forage capable of supporting 1 animal unit for the specified grazing days
  - grazing period, the grazing days for the specific crop are still correct after consideration of factors, such as topography, altitude, and land mix

**Note:** Documentation must include the current carrying capacity and/or grazing period, the proposed carrying capacity and/or grazing period, and the supporting documentation STC used in its decision to request updates.

- \*--grazing period and carrying capacity data received from bordering areas or NCT to--\* ensure that carrying capacities are established on a consistent basis for bordering counties with similar attributes, such as forage types, topography, altitudes, land mix, and production capabilities.



## 278 Average Market Price

### A Average Market Prices and Payment Factors

**[7 CFR 1437.12] Average market price and payment factors.**

**(a) An average market price will be used to calculate assistance under this part and will be:**

- (1) A dollar value per the applicable unit of measure of the eligible crop;**
- (2) Determined on a harvested basis without the inclusion of transportation, storage, processing, marketing, or other post-harvest expenses, as determined by FSA;**
- (3) Comparable with established FCIC prices; and**
- (4) Determined, as practicable, for each intended use of a crop type within a State, as determined by FSA, for a crop year.**

**(b) For each crop and location (State or county or other location as determined appropriate by FSA), FSA will establish an average market price using the following method:**

- (1) Obtaining market prices for each crop for the 5 consecutive crop years**  
**\*--beginning with the most recent year for which price data is available; then--\***
- (2) Dropping the crop years in the 5 consecutive crop years with the highest and lowest prices; and then**
- (3) Averaging the prices for the remaining 3 crop years in the 5 consecutive crop years; and**
- (4) If 5 crop years of data is not available for determining the average market price, FSA will use the best data available, as determined by FSA, for as many crop years of**  
**\*--average market price data as possible within the 5 consecutive crop years beginning with the most recent year for which price data is available and determine an average--\***  
**market price for the crop by computing a simple average of the prices for those years.**

**278 Average Market Price (Continued)****A Average Market Prices and Payment Factors (Continued)**

(c) FSA will disregard small differences in prices for a crop based on different types or varieties or various intended uses. If FSA determines there is a significant amount of production being marketed in a location or region at significantly different prices, FSA will determine whether or not to establish different average market prices for subsequent crop years.

(d) Separate average market prices may be established within a State based on conventional or organic practices or the intended market, as determined by FSA.

(e) For these purposes, where needed, an Animal-unit-days (AUD) value will be based on the national average price of corn and the daily requirement of 13.6 megacalories of net energy for maintenance of 1 animal unit.

(f) Payment factors will be used to calculate assistance for crops produced with significant and variable harvesting expenses that are not incurred because the crop acreage was prevented planted, or planted but not harvested, as determined by FSA. The imposition of payment factors is based on the acre status and disposition not whether a NAP participant actually incurs or does not incur expenses.

(g) The average market price used to determine the amount of NAP assistance for crop acreage reported with a specific intended use will be based on the smaller of the approved average market price established for either the specific intended use reported on the acreage report or actual market or actual use for which more than 50 percent of the acreage's harvested production is marketed. For example: A producer reports 50 acres of carrots intended for fresh market and the producer suffers a 70 percent loss of production on the acreage. Additionally, more than 50 percent of the carrots actually produced from the 50 acres are sold as processed carrots. Because the established average market price for processed carrots is less than fresh carrots and more than 50 percent of the harvested crop was marketed as processed carrots, the established average market price for processed carrots will be used to compute the producer's NAP assistance. If an average market price had not been established for processed carrots in this example before the coverage period, then the average market price for fresh carrots would be used.

## 278 Average Market Price (Continued)

**B Establishing Average Market Prices**

\*--Average market prices, including value loss, organic prices, and direct market prices,--\* must reflect the in-field harvest price, and cannot include the costs associated with transportation, packaging, etc.

STC's will ensure that:

- established average market prices are comparable with established FCIC prices in the State or surrounding States
- established average market prices are using consistent data sources and/or are comparable with previously approved average market prices in the State or in surrounding States
- determination method of the established average market price is documented
- deviations from previously approved crop data are justified and documented accordingly.

\* \* \*

**C Sources of Information**

STC's will use **the best available information** when establishing the average market price. Sources of information may include, but are **not** limited to:

- COC's knowledge
- county agricultural commissioner's office
- local markets
- NASS
- NIFA
- prices in similar areas
- RD
- RMA
- other reliable sources, such as universities, AMS data, and buyers.

**Notes:** See Exhibit 5 for additional information and instructions for accessing RMA data.

See Exhibit 31 for additional information and instructions for accessing NASS data.

See Exhibit 33 for additional information and instructions for accessing AMS price data.

## 278 Average Market Price (Continued)

**C Sources of Information (Continued)**

Additional sources for direct or organic pricing data require STC's to ensure that sufficient information is available to establish an average direct market price or an organic average market price for a pay crop, pay type, and intended use. These sources may include but are not limited to:

- CSA's, **only** if data is available for the specific crop, rather than for a share or delivery that includes multiple crops for 1 price
- farmers markets
- producer contracts
- producer sales to restaurants
- roadside stands
- U-pick operations.

**Note:** If NASS has data for the eligible crop, STC's **must** consider NASS information when establishing the crop data; however, STC's are **not required** to base the establishment **only** on NASS data.

\* \* \*

**D Determining Average Market Price**

For each crop, STC will establish the average market price by:

- obtaining market prices for each crop for the 5 consecutive crop years, beginning with the most recent year for which price data is available
- dropping the crop years with the highest and lowest prices
- averaging the prices for the remaining 3 crop years.

**\*--Example 1:** When establishing the average market price for the 2019 crop year, NASS data exists for the 2018 price received. The base period for this crop would be 2014 through 2018.

**Example 2:** When establishing the average market price for the 2020 crop year, the most recent year price data is available is 2018. For this crop, the base period would be 2014 through 2018.--\*



## 278 Average Market Price (Continued)

**D Determining Average Market Price (Continued)**

If 5 crop years of data is **not** available for determining the average market price, STC's will:

- use the best data available to obtain as many crop years of data as possible within the 5 consecutive crop years, beginning with the most recent crop year for which price data is available
- determine an average market price for crops without 5 crop years of data by computing a simple average of the data obtained
- thoroughly document why 5 crop years of data is **not** available and the sources of the data used.

\* \* \*

**E Differences in Market Prices**

STC's will disregard small differences in prices for a crop based on different types or varieties, various intended uses, direct or indirect marketing methods, and organic production methods. However, if there is a significant amount of production being marketed in a region at significantly different levels of compensation, STC will determine whether to establish different prices.

As applicable, if STC determines with credible data that:

- a different type or variety of a crop has historically been valued at a significantly different price when compared to the average market price of other types or varieties of this crop, STC will establish a separate price for the type or variety of the crop
- a significant amount of a crop has been historically marketed in a county or counties under a specific intended use and at a price that is significantly different than the average price received for the crop without regard to intended use, STC will establish a separate price for the crop based on intended use
- producers in the State have crop production that is sold through direct marketing, STC may establish a separate price, if sufficient data is available to support establishing a separate direct market price, and DAFP approval is obtained
- organic farming practices are used for crop production, STC may use organic prices  
\*--when they have been established according to subparagraph F.--\*

## 278 Average Market Price (Continued)

**F Organic Market Prices**

FSA may establish an organic average market price for a crop within a State to reflect the different price a producer receives because the crop qualifies as organic according to the National Organic Program regulations at 7 CFR Part 205.

Organic average market prices may be based on:

- the RMA organic price for the crop if available
- 145 percent of the NCT average market price
- other acceptable sources of organic price data.

If FCIC has not established a price for an OC crop, or the FCIC-established price is the same as the FCIC organic price (OC), States may choose to establish an organic average market price up to 145 percent of the NCT average market price without submitting price documentation to DAFP.

\* \* \*

Sufficient data may be available that supports establishing an organic average market price higher than 145 percent of the NCT average market price. If this data exists, STC's must submit a request to DAFP, according to paragraph 11, with supporting evidence, to request approval of a different organic average market price.

**Note:** Organic average market prices higher than 145 percent require DAFP approval for each crop year.

Verifiable and/or reliable data, according to subparagraphs 601 B and C, from as many of these sources as is reasonable, must be collected and compiled by COC's. COC's will submit a memo with supporting documentation to the State Office for approval. State Offices will review and approve the request and submit the organic average market price and yield request to the National Office as necessary.

**Notes:** When establishing an organic average market price for a crop, a yield adjustment organic factor **must** also be established for the crop according to paragraph 276.

Organic prices do not apply to nongraduated value loss crops.

The 145 percent organic price is based on the already computed average market price and does **not** represent a year-specific historical price. See 3-NAP for entering an override price in the NCT when year-specific historical average prices are not available.

## 278 Average Market Price (Continued)

**G Direct Market Prices**

FSA may establish an average direct market price for yield-based crops with an intended use of fresh within a State that reflects the price, producers receive when the crop is sold through direct marketing (farm stands, farmers markets, etc.) when that average direct market price is different than the average market price received by producers using all marketing methods.

States may choose to establish a direct market price of up to 130 percent of the NCT average market price without requesting approval from DAFP.

Sufficient data may be available that supports establishing a direct market price higher than 130 percent of the NCT average market price. If this data exists, STC's must submit a request to DAFP, according to paragraph 11, with supporting evidence, to request approval of a different direct market price.

**Notes:** The 130 percent direct market price is based on the already computed average market price and does **not** represent a year-specific historical price. See 3-NAP for entering an override price in the NCT when year-specific historical average prices are not available.

Direct market prices only apply to yield based crops with an intended use of fresh.

**H Applicable Price for Yield-Based Crops**

The applicable payment rate used to calculate NAP assistance will be applied according to the following table.

<b>IF the producer elected on CCC-471...</b>	<b>THEN the payment rate equals the...</b>
basic 50/55 NAP coverage or buy-up coverage with no additional options	NCT average market price.
NAP buy-up coverage with the direct market option	higher of the average direct market price and the NAP-covered participant's DMP (paragraph 207) for that crop or the average market price.
the organic option	higher of the NCT average market price or the organic average market price.
the organic option and NAP buy-up coverage with the direct option	higher of the NCT average market price, average direct market price, or organic average market price.

## 278 Average Market Price (Continued)

**I Documentation**

STC's will:

- establish an average market price, average direct market price, and/or organic average market price at least **120 calendar days** before the application closing date for the crop
- submit the request at least **60 calendar days** before the application closing date for the crop, if DAFP approval is needed
- establish average market prices that are reasonable when compared to local markets
- conduct a second-party review on the calculation of all established average market prices
- document and maintain data used to establish the average market price
- review potentially recommended average market prices against approved data.

**J FCIC Prices and NAP Prices**

If there is an established FCIC price for a crop in any county in a State, that FCIC price will be the NAP average market price for the crop in all counties in the State. FCIC prices are provided in the NCT automatically each year by the National Office. Information on the insurability file override process can be found in 3-NAP.

Before the insurability override process, the NCT average market prices may be updated to the current FCIC price using the override option. The historical price data must be loaded for all crops; however, FCIC crops must reflect the current established FCIC price to ensure accurate payment and premium calculations. Follow 3-NAP for State override functionality.

For organic crops, the FCIC price for a crop **is not** the same as the FCIC organic price. The FCIC average market price and FCIC organic price will be the NAP average market price and NAP organic average market price, respectively. Users will not update the NAP organic average market price in this instance.

If the FCIC price for a crop **is** the same as the FCIC organic price, users must update the FSA organic average market price to reflect the NAP organic average market price established by STC.

**Example 1:** Fresh strawberries are insured in 1 county of the State. STC used historical NASS data to establish the NAP average market price of \$3.75. The FCIC website indicates that the FCIC-established price is \$3 and the National Office insurability override process has not been run yet. The user will update the NAP average market price using the State Office override function to reflect the current FCIC price. In this example, the NAP average market price would be updated to \$3.

## 278 Average Market Price (Continued)

**J FCIC Prices and NAP Prices (Continued)**

**Example 2:** Fresh strawberries are insured in 1 one county of the State. STC established that the NAP-approved organic average market price would be 145 percent of the NAP average market price. The insurability override process was run that showed an FCIC price of \$3 and an organic price of \$3.

According to subparagraph F, user will update the NAP organic average market price to reflect the STC's decision to establish a price of 145 percent of the NAP average market price using the State Office override function. In this example, the NAP organic average market price would be updated to \$4.35 (145 percent of \$3).

**Example 3:** Further, in this example, if the FCIC conventional price is \$3 and FCIC \*--organic price is \$3.15, the FCIC conventional price and the FCIC organic--\* price would each be the NAP average market price and NAP organic average market price, respectively.

**Note:** A State Office override may be done by the user before and/or after the National Office insurability override process is run.

State and County Offices **must** monitor crops covered by insurance and the crop's prices.

\*--**Note:** Overpayments or underpayments because of incorrect prices in NCT must be reviewed on a case-by-case basis to determine corrective action and if relief options are applicable according to 7-CP.



## 279 Unharvested and Prevented Planting Payment Factors

### A Applying Payment Factors

Average market prices for crops will be established on a harvested basis. See paragraph 278.

The average market price will be adjusted for crops produced with variable expenses that are **not** incurred because the crop acreage was either prevented from being planted or planted but **not** harvested. The adjustment for this crop acreage will be made by applying a payment factor established by STC.

Each intended use of a crop type will have **not** more than 1 prevented planting and unharvested payment factor established within a State for a crop year.

**Note:** The application of payment factors is **not** appealable because it is a statutory and regulatory provision. Producer appeal rights are limited to the question of whether acreage was in fact either prevented from being planted or planted but **not** harvested, or planted and harvested.

### B Establishing Factors

For each intended use of a crop, STC will:

- acquire the best available information, from reliable sources, to determine the total costs associated with production
- use costs associated with land, taxes, normal rental costs, and land preparation to determine what percentage of the total cost of production would be expended for each crop that could be prevented from being planted

**Note:** Land preparation may include, but is **not** limited to, tillage and the application of fertilizer, herbicide, or both.

- determine what percentage of total production cost would be expended if harvesting costs are excluded
- set a prevented planting payment factor of **zero** if the crop:
  - does **not** have a defined planting period and final planting date
  - is a value loss crop
  - is a tree crop or other perennial **not** meeting the criteria
- document sources of information used to establish payment factors in the STC minutes.

### \*--C Establishing UH and PP Payment Factors for Multiple Market Crops

When establishing a crop record for a multiple market crop, the UH and PP payment factors, the respective payment factors for both FH and PR intended uses must be the same. See paragraph 483.--\*

**280 Minutes****A Submitting Minutes**

For each new crop request, STC's **must** ensure that a copy of the STC minutes is available on request from DAFP.

**B COC Documenting NAP Action**

COC's **must** document, in the COC minutes, any actions taken about NAP.

**C STC Documenting NAP Action**

STC minutes **must** document the following:

- review of each new crop submitted for National Office approval
- decision of STC about eligible crops
- any actions taken about NAP.

**\*--281 Sharing Crop Data****A Sharing NCT Data Outside of USDA Without a FOIA Request**

The following NCT data may be shared outside of USDA without a FOIA request:

- average market price
- organic market price
- direct market price
- average yield
- organic yield factor
- payment factors.

These data elements may be found on the "NAP Approved Records Report" available in NCT according to 3-NAP. In addition, the crop data is on the public NAP website at <https://www.fsa.usda.gov/programs-and-services/disaster-assistance-program/noninsured-crop-disaster-assistance/index>.

**Note:** COC minutes and other NCT data require a FOIA request according to 1-INFO.--\*

**282-299 (Reserved)**



## Part 5 Obtaining NAP Coverage

### Section 1 General Provisions

#### 300 Application Closing Dates

##### A Establishing Application Closing Dates

STC will establish an application closing date for eligible crops, taking into consideration the pay crop and pay type groupings.

Application closing dates **must**:

- for annual crops, be at least 1 day before the date FSA would permit coverage to begin for either prevented planting or low yield losses

**Example 1:** The final planting date for butternut squash is June 5 and the final planting date for acorn squash is June 30. Both types of squash are in the same pay crop pay type grouping. To ensure that prevented planting is eligible for the butternut squash (the earliest final planting date) the application ~~the application closing date~~ **must** be established at least 1 calendar day before the ~~the planting period~~ **must** be established at least 1 calendar day before the planting period for butternut squash. If the planting period for butternut squash begins around May 5, and STC wants to provide prevented planted coverage for **all** of that planting period, the application closing date **must** ~~be established at least 1 calendar day before May 5.~~

**Example 2:** Lettuce has multiple planting periods with the following final planting dates:

- December 31
- April 3
- August 31.

The application closing date for all planting periods **must** be established at least 1 calendar day before December 31.

## 300 Application Closing Dates (Continued)

## A Establishing Application Closing Dates (Continued)

- correspond to FCIC sales closing dates for like crops

**Example:** Apples are insurable in 13 of the 36 Oregon counties, cranberries are insurable **only** in 2 counties, and pears are insurable in 6 counties. RMA has established the sales closing date for all 3 crops as November 20.

The Oregon STC will establish the application closing date for apples, cranberries, and pears in the rest of the State as November 20. STC will consider establishing the same application closing date for any other fruit crops, unless a different RMA sales closing date for a crop is established.

**Notes:** STC's do **not** have the authority to arbitrarily change application closing dates for the specific reason of allowing additional producers to sign up for NAP coverage after the original dates had been publicized.

STC's will **not** change application closing dates established for the current year after the date has been publicized. STC can change application closing dates for subsequent years.

- be limited to the same number of sales closing dates as established by crop insurance, if reasonable

**Example:** Arizona has the following FCIC sales closing dates:

- October 31 for small grains
- November 20 for all citrus
- November 30 for potatoes
- January 31 for table grapes
- February 28 for coarse grains and cotton.

The Arizona STC will establish 5 application closing dates based on the FCIC sales closing dates already established. STC should also review other noninsurable crops and the FCIC sales closing dates that best accommodate the pay crop pay type grouping.

**Note:** State Offices will review FCIC sales closing dates annually to ensure consistency between programs.

**300 Application Closing Dates (Continued)****A Establishing Application Closing Dates (Continued)**

- correspond to the beginning of the crop year for crops without final planting dates.

**\*--Note:** For value loss crops, the date **must** be established no later than September 30,--\*  
**except** for ornamental nursery according to subparagraph 906 B.

STC **must** ensure that the application closing date is established early enough to include all the eligible crops, types, and intended uses grouped as the same pay crop and pay type.

**Example:** The crop year for ginseng root starts October 1, 2020, and the coverage period for ginseng seed begins May 1, 2021. Ginseng with an intended use of root and seed has the same pay crop and pay type.

Because ginseng with the intended use of root has the earliest beginning date for coverage within the pay crop pay type grouping, STC will ensure that the application closing date for that pay crop pay type is established no later than September 30, 2020.

**B Publicizing Application Closing Dates**

SED's will ensure that application closing dates are publicized. Publication sources can include the following:

- posting in the USDA Service Center
- local media using newspaper, farm magazines, radio, etc.
- Town Hall meetings
- newsletters
- GovDelivery for bulletins, newsletters, etc.

See paragraph 6.

## 301 CCC-471, Application for Coverage

### A Filing CCC-471

To be eligible for NAP coverage for a crop, a producer **must** file CCC-471 by the application closing date for the crop. CCC-471 **must** be filed by the producer for a specific administrative county by pay crop, pay type, and coverage options in any FSA Service Center.

CCC-471's accompanied by applicable service fees or CCC-860 certification of SDA, LR, \*-VFR, or BFR status received by FSA in the mail are considered timely filed if the USPS-\* postmark reflects a date no later than the crop's closing date. See paragraph 303.

FSA will allow any interested person to file CCC-471 without regard to whether or **not** the person may or may **not** qualify for NAP assistance. A person is ineligible for NAP assistance if the person chooses **not** to file CCC-471 for any reason including, but **not** limited to, a belief that NAP assistance would **not** be earned or paid, whether that assumption is correct or **not**. A participant who chooses **not** to file CCC-471 knows and has reason to know that coverage was knowingly and willingly **not** applied for or sought or obtained.

Individuals or legal entities submitting CCC-471 accompanied by the applicable service fee or CCC-860, as applicable, acknowledge receipt of all CCC-471 NAP BP provisions.

At the time of application in the Service Center, County Offices **must**:

- provide to the producer a photocopy of the originally filed CCC-471 showing crops for which coverage was obtained
- ensure that producers are aware of the availability of CCC-471 NAP BP
- provide CCC-471 NAP BP by 1 of the following methods as selected by an eligible producer:
  - make copies available
  - provide the web site to producers where they can get a copy
  - provide electronically by e-mail to the producer

## 301 CCC-471, Application for Coverage (Continued)

## A Filing CCC-471 (Continued)

- assist producers in understanding that when they sign CCC-471 they are acknowledging all the basic provisions included in CCC-471 NAP BP

**Note:** Regardless of whether a copy of CCC-471 NAP BP is personally handed to the producer signing CCC-471, when a producer signs CCC-471, the producer has acknowledged the basic provisions contained in CCC-471 NAP BP.

- ensure that producers are aware the coverage level **must** be selected by pay crop, pay type, and planting period, and coverage options may be selected by crop type, intended use, and practice.

For 2019 and prior years, under law, the NAP coverage period **cannot** begin sooner than 30 calendar days after CCC-471 is filed.

For 2020 and subsequent years, the NAP coverage period cannot begin sooner than 1 calendar day after CCC-471 is filed.

**\*--Note:** The coverage level and coverage options selected are **irrevocable** after the--\* application closing date and it will be the same for all crops in the pay group.

The County Office will perform an initial review of CCC-471 according to subparagraph B, and process all CCC-471's and late-filed CCC-471's according to the table in subparagraph D. CCC-471 is **not** and will **not** be considered filed for any purpose whatsoever if CCC-471 is **not** accompanied by either the applicable nonrefundable service fee or CCC-860 for crop years 2020 and subsequent years.--\*

## 301 CCC-471, Application for Coverage (Continued)

**B County Office Initial Review of CCC-471's**

Review and determine the acceptability for processing each CCC-471 to ensure the following:

- CCC-471 is filed by the application closing date

**\*--Note:** See subparagraphs D and E for processing late-filed CCC-471's.--\*

- the completeness of CCC-471 (all items on CCC-471 and the applicable service fee has been paid)
- an accurate description \* \* \* of the crop according to subparagraph 200 A
- a pay crop, pay type, and planting period has the same level of coverage
- the proper determination of service fees

**Note:** CCC-471's are incomplete unless accompanied by the applicable service fee or CCC-860. If CCC-471 is still incomplete on the application closing date, it will **not** be considered filed for any purpose.

- CCC-471 lists all the crops for which the producer is requesting NAP coverage.

**Note:** All crops within the pay group and planting period, as defined in paragraph 200, that the producer has selected coverage for will be eligible for NAP.

Only CCC-471's thoroughly reviewed according to this subparagraph will be processed and signed by a CCC representative. CCC representative is CED or any permanent County Office employee. Continue processing CCC-471's initially reviewed by the County Office according to subparagraph D.

The signature of an FSA employee as CCC representative will **not** be construed as approval of coverage or NAP benefits. The CCC representative's signature acknowledges receipt of CCC-471 and the applicable service fee or CCC-860.

## 301 CCC-471, Application for Coverage (Continued)

**C Continuous Coverage**

Coverage may be continued for each subsequent year for the same crop or crops if the producer pays the applicable service fee by the subsequent year's application closing date.

Producers who had obtained NAP coverage in a county in the immediately previous year's \*--coverage period (including BFR, VFR, and SDA producers who filed CCC-860) are **not--\*** **required** to sign a new CCC-471 when applying for continuous coverage of the same crop or crops and coverage options in the same county.

Producers who are adding new crops, obtaining coverage for crops grown in new counties, discontinuing coverage for crops covered in the previous year, changing coverage options, or changing crop shares **must** file a signed CCC-471 for that crop year.

To apply for continuous coverage, producers **must** timely pay the applicable service fee \*--before the first applicable application closing date. BFR, VFR, and SDA producers must notify their County Office by the application closing date that they want their NAP coverage to continue.

After receiving payment of the applicable service fee, or notification from BFR, VFR, or--\* SDA producers, for continuous coverage, County Offices will:

- update and annotate the current year's CCC-471 as "continuous coverage"
- provide a copy of the annotated CCC-471 to the producer within 5 workdays.

The Kansas City Print Shop will, 60 calendar days **before** each producer's first application closing date for the crop year:

- notify producers of the service fee determined on the basis of the previous crop year's coverage
- remind producers of the deadline for payment of the service fee for continuous coverage.

LR producers **cannot** apply for NAP under the continuous coverage provisions because their status as LR producers **must** be certified annually. Persons **must** recertify LR status each \*--year the service fee waiver is sought. BFR, VFR, and SDA producers with a valid CCC-860 on file are eligible to apply for NAP coverage under continuous coverage provisions.

**Note:** The year the BFR or VFR status changes, the continuous coverage is only--\* applicable when the NAP participant pays the service fee by the application closing date.

While the continuous coverage notification may remind persons of application closing dates, the notification is **not** sent for that purpose. Accordingly, the notification is **not** to ensure that they are aware of NAP deadlines. Failure to send a continuous coverage notification will **not** serve as justification for a late-filed CCC-471.

**Note:** See example of the continuous coverage and reminder notification letters in Exhibit 34.

## 301 CCC-471, Application for Coverage (Continued)

**D Processing CCC-471's**

Following the initial review of CCC-471 according to subparagraph B, FSA will process CCC-471's according to this table.

<b>IF CCC-471 accompanied by the required service fee or CCC-860 is submitted...</b>	<b>THEN do the following...</b>
by the application closing date	<ul style="list-style-type: none"> <li>• process CCC-471 according to subparagraphs A and B</li> <li>• provide a copy of NAP basic provisions and photocopy of the original filed CCC-471 to the participant according to subparagraph A.</li> </ul>
after the application closing date, but before the end of the coverage period	<ul style="list-style-type: none"> <li>• advise the participant that the signed CCC-471 and nonrefundable service fee <b>must</b> be accompanied by a written request explaining the reason for the late-filed CCC-471</li> <li>• verbally advise the participant that the late-filed CCC-471 and written request will be presented to COC</li> <li>• provide a photocopy of the original late-filed CCC-471 and NAP basic provisions to the participant as instructed in subparagraph A</li> <li>• present CCC-471 to COC and process according to subparagraph E.</li> </ul>
after the coverage period has passed or run	<ul style="list-style-type: none"> <li>• issue a letter to the participant advising that FSA <b>cannot</b> process CCC-471</li> <li>• return (<b>not</b> refund) the actual fee remitted by the participant</li> <li>• encourage the participant to apply for NAP coverage <b>before</b> application closing dates have passed.</li> </ul> <p><b>Note:</b> See Exhibit 35 for the example letter.</p>



## 301 CCC-471, Application for Coverage (Continued)

**E Processing CCC-471's Filed After the Application Closing Date, But Before the End of the Coverage Period**

If CCC-471 accompanied by the **required** service fee or CCC-860 is submitted after the application closing date, but before the end of the coverage period, do all of the following:

- provide a photocopy of the original submitted CCC-471 and a copy of NAP BP to the participant according to subparagraph A
- accept the CCC-471 and deposit the service fee
- present the late-filed CCC-471 accompanied by the participant's written explanation for late-filing to COC.

<b>IF CCC-471 is filed...</b>	<b>THEN COC...</b>
within 30 calendar days of the application closing date	<p>is delegated authority to approve or disapprove programmatic relief for the producer. Approval of relief will allow coverage to be approved to begin no earlier than 1 calendar day following the actual day CCC-471 was filed. If *--COC grants relief, a CCC representative will sign and date CCC-471--* with effective COC decision date.</p> <p><b>Notes:</b> COC is under no obligation to grant relief. However, if the producer filed the written explanation for late-filing, COC must determine whether or <b>not</b> relief is warranted.</p> <p>DAFP is extending this delegation of authority to allow COC to approve or disapprove programmatic relief beyond 30 calendar days after the application closing date in cases when an FLP applicant who qualifies as BFR, LR, VFR, or SDA files CCC-471 for:</p> <ul style="list-style-type: none"> <li>• annual crops, on or before the final planting date</li> <li>• perennial crops, within 3 months of the application closing date.</li> </ul>

**Note:** Generally, a participant's assertion of not being aware of an application closing date is not a valid reason for finding the participant was prevented, by reasons beyond the participant's control, from filing a timely application. Information on application closing dates for crops is available in the public domain or by contacting FSA.



## 301 CCC-471, Application for Coverage (Continued)

**E Processing CCC-471's Filed After the Application Closing Date, But Before the End of the Coverage Period (Continued)**

<b>IF CCC-471 is filed...</b>	<b>THEN COC...</b>
more than 30 calendar days after the end of the application closing date, but before the end of the coverage period	<p>will either disapprove the late-filed CCC-471 or make a recommendation to STC. If COC recommends relief, STC will review the participant's request and COC recommendation.</p> <p><b>Note:</b> Neither COC nor STC are under any obligation to recommend *--or grant relief.</p> <p>STC will review the recommendation to extend coverage under CCC-471 and may:</p> <ul style="list-style-type: none"> <li>grant relief to allow coverage to attach under the late-filed CCC-471. If granted, State Offices will advise COC to notify the participant of the approval.</li> </ul> <p><b>Note:</b> The FSA representative will sign and date CCC-471 with the effective STC decision date.</p> <ul style="list-style-type: none"> <li>deny relief to permit coverage to attach. If denied, State Offices will advise COC to notify the participant in writing that relief has been disapproved by STC. The letter must include appropriate appeal rights according to 1-APP.--*</li> </ul>

Regardless of whether or **not** relief is approved by FSA to allow coverage to attach under CCC-471, the service fee remitted with CCC-471 will **not** be refunded. COC's and STC's will **not** issue any decision on any requests for refunds of service fees. If an inquiry about refunds is received, simply respond by saying fees are **not** refundable.

For 2019 and prior years, in no instance will coverage be permitted to begin sooner than 30 calendar days following the actual date CCC-471 is filed. If the coverage period would end before 30 calendar days from the actual date CCC-471 is filed, handle CCC-471 according to subparagraph F.

## 301 CCC-471, Application for Coverage (Continued)

**F Submitting Late-Filed CCC-471's for Relief Consideration**

\*--If COC determines to recommend to STC to grant programmatic relief to extend coverage under CCC-471 according to subparagraph E, the request will include the following documentation for relief consideration:

- a cover memo to SED thoroughly explaining the reasons for recommending--\*  
programmatic relief according to 7-CP
- \* \* \*
- a copy of the CCC-471 filed by the producer
- a copy of the producer application for coverage summary report, schedule of deposit, or CCC-860
- the application closing date(s) for the crop(s)
- the producer's written explanation of why the CCC-471 was filed after the application closing date
- COC minutes
- \* \* \*
- any other supporting documentation.

COC and STC minutes will each document in writing the specific credible justification for  
\*--recommending or granting relief. COC will only forward cases, and STC will only grant relief in cases that meet all of the following conditions:--\*

- the applicant's failure to timely file an application for coverage was because of reasons that were beyond the applicant's control
- relief approval would permit coverage to attach early enough in the coverage period to eliminate the likelihood that coverage was obtained after a disaster condition occurred

**Note:** Favorable consideration of the filing of a late-filed application for coverage should diminish as the coverage period progresses (meaning applications filed late in the coverage period should not be recommended without exceptionally good reasons).

## 301 CCC-471, Application for Coverage (Continued)

**F Submitting Late-Filed CCC-471's for Relief Consideration (Continued)**

- \*--the late-filed CCC-471 was **not** filed after any potential eligible cause of loss or disaster event occurred, which could have impacted the NAP crop regardless of whether or not the applicant has claimed the loss condition or event adversely impacted the crop
- both COC and STC have found and documented the specific reason the applicant was unable (prohibited by reasons beyond the producer's control) to file CCC-471 by the application closing date.--\*

**G Handling CCC-471's Filed After the End of a Coverage Period or When a Coverage Period Would End Within 30 Calendar Days of Actual Date of CCC-471 Filing**

There are no provisions for processing CCC-471's for coverage beyond the end of the coverage period. FSA **cannot** process requests to have coverage attach in the past. In \*--addition, coverage for 2019 and prior years **cannot** attach until 30 calendar days after--\* CCC-471 is filed; therefore, if coverage would end earlier than 30 calendar days from the date CCC-471 is filed, FSA **cannot** process the request.

If a person submits CCC-471 accompanied by a service fee or CCC-860 either after a coverage period has ended or when the coverage period would end within 30 calendar days, do all of the following:

- provide a photocopy of the original submitted CCC-471 and CCC-471 NAP BP to the participant according to subparagraph A
- return the actual fee remitted by the participant to the participant

**Notes:** Do **not** deposit the fee. Return the exact form of payment given to FSA by the participant.

Returning the service fee without accepting and depositing it does **not** constitute a refund.

- have CED issue the letter in Exhibit 35 to the participant. Revise the letter for specific circumstances.

## 301 CCC-471, Application for Coverage (Continued)

**H Correcting County Office Staff Errors on CCC-471's**

State Office specialists will:

- timely correct County Office staff errors on CCC-471's that are submitted by the producer less than 30 calendar days after the application closing date
- correct problems on CCC-471's, in a timely manner, that are submitted by the producer 30 calendar days or more after the application closing date. Submit the following information to the National Office, according to paragraph 11:
  - statement from the producer indicating the error
  - statement from the County Office on how the error was discovered
  - initial CCC-471
  - prior year CCC-471
  - revised CCC-471
  - previous years acreage report (if available)
  - current year acreage report (if available)
  - any additional documentation.

**I Processing CCC-471's for Buy-Up Coverage When the Growing History Requirement Is Not Met**

If a producer does not meet the growing history requirement for buy-up coverage and COC has thoroughly reviewed and documented the determination in the COC minutes, the County Office **must** complete the following before issuing the next scheduled Summary of Coverage:

- remove all buy-up options from the application for coverage in the software
- print and file the updated CCC-471
- \*--notify the producer in writing of the COC determination.

**Note:** See Exhibit 35.5 for an example letter.

The producer must be notified of the reduction in coverage and given appeal rights according to 1-APP if an application for payment is subsequently filed.--\*

**302 Manual CCC-471 (06-19-19)****A Using Manual CCC-471 (06-19-19)**

Manual CCC-471's will be taken **only** if either of the following apply:

- the automated system is **not** available
- the crop or crop type is **not** an approved record on the county crop table.

**Notes:** County Offices **must** maintain all manual CCC-471's in a pending file and review the file periodically to determine which CCC-471's can be loaded in the automated system.

Manual CCC-471's **must** be loaded immediately when the automated system or crop data is available.

If CCC-471 is submitted accompanied by a service fee for a crop that is not eligible:

- provide a photocopy of the original submitted CCC-471 and CCC-471 NAP BP to the participant
- return the actual fee remitted by the participant to the participant
- \*--issue the notification letter from Exhibit 15 to the producer.--\*

**Notes:** Do **not** deposit the fee. Return the exact form of payment given to FSA by the participant.

Returning the service fee without accepting and depositing it does **not** constitute a refund.





## 302 Manual CCC-471 (06-19-19) (Continued)

**B Completing Manual CCC-471 (06-19-19)**

Complete manual CCC-471 (06-19-19) according to this table.

Item	Instructions
1	Enter crop year of coverage.
2A	Enter County Office name and address, including ZIP Code.
2B	Enter telephone number, including Area Code.
<b>Part A – Producer Information</b>	
3A	Enter producer's name and address, including ZIP Code.
3B	Enter producer's telephone number, including Area Code.
3C	Enter producer's e-mail address.
4A	Enter State name where producer's farm records are located for FSA administrative purposes.
4B	Enter county name where the farm is administratively located.
5	Enter schedule of deposit number according to 64-FI (optional entry).
<b>*--Part B – Socially Disadvantaged, Limited Resource, Veteran Farmer or Rancher, and Beginning Farmer or Rancher</b>	
6	<p>If producer is seeking a waiver of the service fee as SDA, limited resource, VFR, or BFR and CCC-860 is <b>not</b> already on file, applicant <b>must</b> file CCC-860.</p> <p><b>Note:</b> A producer who certifies that the producer is SDA, limited resource, VFR, or BFR will have the service fee waived and any buy-up coverage premium--* will be 50 percent of the calculated premium amount.</p>

\*--302 Manual CCC-471 (06-19-19) (Continued)

**B Completing Manual CCC-471 (06-19-19) (Continued)--\***

Item	Instructions
<b>Part C – Crop Identification and Coverage Options</b>	
7	Enter crop name.  <b>Note:</b> See NAP Crop Table Report for applicable pay crops, pay types, and planting periods.
8	Enter pay crop code associated with the crop.
9	Enter pay type code associated with the crop.
10	Enter planting period associated with the crop.
11	Enter crop type name.
12	Enter intended use of the pay crop and pay type.  <b>Note:</b> See NAP Crop Table Report for applicable intended uses for the pay crop, pay type, and planting period.
13	If organic option is wanted for the crop by the producer, CHECK (✓).
14	Have producer indicate the coverage level selected, including basic, by checking (✓) the appropriate box for each crop type in item 11.  The coverage level selected is <b>irrevocable</b> after the application closing date and it will be the same for all crops in the pay group.
The buy-up options in items 15 and 16 are <b>only</b> available to producers who select buy-up coverage levels for a crop type specified in item 11.	
15	If producer elects the direct market price option, CHECK (✓).
16	If producer elects the HMP option, CHECK (✓)
The following is only applicable if the crop type in item 11 is a value loss crop and producer has selected buy-up coverage for the value loss crop.	
17	Enter maximum total dollar amount elected by the NAP-covered participant for which buy-up coverage may be considered for a value loss crop in a coverage period. The amount is set by the NAP-covered participant for each value loss crop and represents the highest amount of field market value of the crop before disaster in a coverage period.

## 302 Manual CCC-471 (06-19-19) (Continued)

**B Completing Manual CCC-471 (06-19-19) (Continued)**

Item	Instructions
<b>Part D – Producer and CCC Representative’s Certification</b>	
18A	Enter amount of service fee due.  <b>Note:</b> The service fee is nonrefundable and due at the time producer files *--CCC-471. If producer certifies as SDA, limited resource, VFR, or BFR--* according to item 6, then the service fee is waived.
18B	Enter service fee received.  <b>Note:</b> The service fee is nonrefundable.
19A	The person signing on behalf of producer applying for NAP coverage signs.  <b>Note:</b> Producer signing CCC-471: <ul style="list-style-type: none"> <li>certifies that all information entered on CCC-471, whether or <b>not</b> personally entered, is true and correct</li> <li>acknowledges receipt of CCC-471 NAP BP for the crop year and coverage year of CCC-471.</li> </ul>
19B	If the person who signed for producer in item 19A signed in a representative capacity, the person <b>must</b> enter title and/or capacity relationship for which the person signed in item 19A.  <b>Note:</b> If person who signed in item 19A signed for himself or herself as an individual, item 19B may be either left blank or annotated “N/A” or “Self.”
19C	Enter date CCC-471 was signed in item 19A.
20A and 20B	CCC representative <b>must</b> sign and enter date acknowledging receipt of CCC-471 and the service fee or CCC-860.

## \*--302 Manual CCC-471 (06-19-19) (Continued)

## C Example of Manual CCC-471 (06-19-19)

The following is an example of manual CCC-471 (06-19-19), page 1.

This form is available electronically. <b>CCC-471</b> (06-19-19)		U.S. DEPARTMENT OF AGRICULTURE Commodity Credit Corporation		1. Crop Year 2019
<b>NON-INSURED CROP DISASTER ASSISTANCE          PROGRAM (NAP) APPLICATION          FOR COVERAGE WITH BUY-UP OPTION          (2019 and Subsequent Crop Years)</b>				2A. County FSA Office Name and Address <i>(Including Zip Code)</i> Gator County 3 National Titles Road Gainesville, GL 32605
				2B. Telephone No. <i>(Including Area Code)</i> : 555-555-5555
<b>NOTE:</b> The following statement is made in accordance with the Privacy Act of 1974 (5 USC 552a – as amended). The authority for requesting the information identified on this form is 7 CFR Part 1437, the Commodity Credit Corporation Charter Act (15 U.S.C. 714 et seq.), the Federal Agriculture Improvement and Reform Act of 1996 (7 U.S.C. 7333 – as amended), the Federal Crop Insurance Act (7 U.S.C. 1508 – as amended), and the Agriculture Improvement Act of 2018 (Pub. L. 115-334) and 7 CFR Part 1437.  The information will be used to determine eligibility to participate in and receive benefits under the Non-Insured Crop Disaster Assistance Program. The information collected on this form may be disclosed to other Federal, State, Local government agencies, Tribal agencies, and nongovernmental entities that have been authorized access to the information by statute or regulation and/or as described in applicable Routine Uses identified in the System of Records Notice for USDA/FSA-2, Farm Records File (Automated). Providing the requested information is voluntary. However, failure to furnish the requested information will result in a determination of ineligibility to participate in and receive benefits under the Non-Insured Crop Disaster Assistance Program.  <b>Paperwork Reduction Act Statement:</b> The information collection is exempted from PRA as specified in 7 U.S.C. 9091(2)(c)(B). <b>RETURN THIS COMPLETED FORM ALONG WITH YOUR APPLICABLE SERVICE FEE TO YOUR COUNTY FSA OFFICE.</b>				
<b>PART A - PRODUCER INFORMATION</b>				
3A. Name and Address of Producer <i>(Including Zip Code)</i> : Albert the Alligator 12 Stadium Road Gainesville, FL 32605			<b>Administrative State and County Office</b>	
3B. Telephone No. <i>(Including Area Code)</i> : 555-555-5555			4A. State FL	
3C. Email Address Albert@email.com			4B. County Gator	
			5. Schedule of Deposit Number According to 64-FI 01	
<b>PART B - SOCIALLY DISADVANTAGED, LIMITED RESOURCE, BEGINNING, AND VETERAN FARMER OR RANCHER</b>				
6. Socially disadvantaged, limited resource, beginning, and veteran farmers are eligible for a waiver of the NAP service fee and, if buy-up coverage is elected, a 50% reduction of the calculated buy-up premium.  To qualify for a service fee waiver or reduced premium as a socially disadvantaged, limited resource, beginning, or veteran farmer, you must file a Socially Disadvantaged, Limited Resource, Beginning and Veteran Farmer or Rancher Certification (CCC-860), if not already on file.				
<p><i>In accordance with Federal civil rights law and U.S. Department of Agriculture (USDA) civil rights regulations and policies, the USDA, its Agencies, offices, and employees, and institutions participating in or administering USDA programs are prohibited from discriminating based on race, color, national origin, religion, sex, gender identity (including gender expression), sexual orientation, disability, age, marital status, family/parental status, income derived from a public assistance program, political beliefs, or reprisal or retaliation for prior civil rights activity, in any program or activity conducted or funded by USDA (not all bases apply to all programs). Remedies and complaint filing deadlines vary by program or incident.</i></p> <p><i>Persons with disabilities who require alternative means of communication for program information (e.g., Braille, large print, audiotape, American Sign Language, etc.) should contact the responsible Agency or USDA's TARGET Center at (202) 720-2600 (voice and TTY) or contact USDA through the Federal Relay Service at (800) 877-8339. Additionally, program information may be made available in languages other than English.</i></p> <p><i>To file a program discrimination complaint, complete the USDA Program Discrimination Complaint Form, AD-3027, found online at <a href="http://www.ascr.usda.gov/complaint_filing_cust.html">http://www.ascr.usda.gov/complaint_filing_cust.html</a> and at any USDA office or write a letter addressed to USDA and provide in the letter all of the information requested in the form. To request a copy of the complaint form, call (866) 632-9992. Submit your completed form or letter to USDA by: (1) mail: U.S. Department of Agriculture, Office of the Assistant Secretary for Civil Rights 1400 Independence Avenue, SW Washington, D.C. 20250-9410; (2) fax: (202) 690-7442; or (3) email: <a href="mailto:program.intake@usda.gov">program.intake@usda.gov</a>. USDA is an equal opportunity provider, employer, and lender.</i></p>				

--\*

## \*--302 Manual CCC-471 (06-19-19) (Continued)

## C Example of Manual CCC-471 (06-19-19) (Continued)

The following is an example of manual CCC-471 (06-19-19), page 2.

CCC-471 (06-19-19)										Page 2 of 2		
PART C - CROP IDENTIFICATION AND COVERAGE OPTIONS												
<p>Subject to 7 CFR Part 1437, the producer signing this application applies for coverage on the producer's share of noninsured crop(s) by pay crop/pay type; and/or elects either catastrophic (basic) level coverage of 50% yield and 55% of price or a buy-up coverage level of 50%, 55%, 60%, or 65% of yield and 100% of price. The election of coverage level by the producer signing this form is final and irrevocable after the crop's application closing date. A producer who elects buy-up coverage understands and acknowledges that they are required to pay the premium for such buy-up coverage regardless of whether or not an eligible loss occurs, and a NAP payment is calculated. If a producer elects buy-up coverage and fails to pay the premium, a debt will be established, and that producer is ineligible for any NAP payment, until such time as the producer pays the debt, per 7 CFR Part 1437. The prevented planting loss threshold for a crop is the same under either basic or buy-up coverage with the only difference between the two being the price coverage elected of either 55% or 100%. The service fee is \$325 per crop per county, or \$825 per producer per county, but not to exceed a total of \$1950 per producer for all counties. The service fee, which is not a charge for coverage or buy-up, is nonrefundable and is due at the time the producer files an application for coverage. For yield-based crops, the premium for producers who elect buy-up coverage will be the lesser of: (a) the amount calculated based on total crop acres x share x yield x coverage level x applicable average market price x 5.25% premium factor; or (b) the applicable payment limitation x 5.25% premium factor. For value loss crops, the premium for producers who elect buy-up coverage will be the lesser of: (a) the amount calculated based on the maximum dollar value of inventory selected by the producer x share x coverage level x 5.25% premium factor; or (b) the applicable payment limitation x 5.25% premium factor.</p>												
7. Crop			11. Crop Type	12. IU	13. Organic Option	14. Coverage Levels				Buy-Up Only		
8. Pay Crop	9. Pay Type	10. Planting Period				Basic 50/55	50/ 100	55/ 100	60/ 100	65/ 100	15. Direct Market Price Option	16. HMP Option
Beans			Green	EH					x		x	
0047	001	01										
Beans			Green	PR					x		x	
0047	001	01										
Beans			Baby Lima	EH	x				x			
0047	001	01										
Beans			Butter			x						
0047	002	02										
Finfish			Channel Catfish					x				\$40,000.00
3000	001	01										
PART D - PRODUCER AND CCC REPRESENTATIVE'S CERTIFICATION												
<p>I certify all information entered on this Application for Coverage (CCC-471), whether or not personally entered by me, is true and correct. I understand that before any program benefits are paid, all eligibility requirements including payment of service fee, and/or premium must be met, according to 7 CFR Part 1437 and 7 U.S.C. 7333. I acknowledge all of the following: (1) The election of basic or buy-up coverage is as shown on this application and that election is irrevocable after the application closing date. (2) The premium that will be calculated for the election will be withheld from any NAP payment made to the producer. (3) The premium determined as a result of election according to the application, the CCC-471 NAP basic provisions, and 7 CFR part 1437 is owed to CCC and must be paid regardless of whether or not the NAP covered crop and producer qualifies for a payment or is eligible or ineligible. All information provided herein is subject to verification by the Farm Service Agency. As provided in statute and regulation, failure to provide true and correct information may result in the invalidation of this application, a determination of noncompliance or ineligibility, or other remedies or sanctions. By signing this application for coverage, I acknowledge receipt of the CCC-471 NAP basic provisions for the crop year and coverage year of this application.</p> <p>This application is not valid unless accompanied by the applicable service fee or a completed CCC-860 certification.</p>												
18A. Service Fee Due \$ 825.00						18B. Service Fee Received \$ 825.00						
19A. Producer's Signature (By)					19B. Title/Relationship of the Individual Signing in a Representative Capacity					19C. Date (MM-DD-YYYY)		
/s/ Albert the Alligator										07-15-2019		
20A. CCC Representative's Signature										20B. Date (MM-DD-YYYY)		
/s/ Gator County CED										07-15-2019		

--\*

## 303 Service Fee

## A Service Fee Overview

**\*--[7 CFR 1437.7] (a) Except as provided in paragraph (i) of this section, with respect to each crop, commodity, or acreage, producers must file an application for coverage under this part in the administrative county office by the application closing date.**

**(b) The service fee or request for service fee waiver specified in paragraph (g) of this section must accompany the application for coverage in order for it to be considered filed. The service fee is:**

- (1) For applications filed by April 7, 2019, \$250 per crop per administrative county, up to \$750 per producer per administrative county, not to exceed \$1,875 per producer; and**
- (2) For applications filed on or after April 8, 2019, \$325 per crop per administrative county, up to \$825 per producer per administrative county, not to exceed \$1,950 per producer.**

**(c) The service fee will be applied per administrative county by crop and by planting period, as determined by FSA.--\***

Producers must file an application for coverage in the administrative County Office by the application closing date.

The service fee or request for service fee waiver in subparagraph D must accompany the application for coverage for it to be considered filed. The service fee is:

- for applications filed by April 7, 2019, \$250 per crop per administrative county, up to \$750 per producer per administrative county, not to exceed \$1,875 per producer
- for applications filed from April 8, 2019, \$325 per crop per administrative county, up to \$825 per producer per administrative county, not to exceed \$1,950 per producer.

The service fee will be applied per administrative county by crop and by planting period, as determined by FSA.

Payment of the service fee is due at the time the producer files CCC-471 for eligible crops in the FSA administrative office. For continuous coverage applications, according to subparagraph 301 C, producers **must** pay the applicable service fee before the application closing date.

Payment of the nonrefundable service fee at time of application in no way ensures, guarantees, or obligates CCC or FSA to issue coverage. Service fees are **not** refundable.

**303 Service Fee (Continued)****B Determining Service Fee**

The service fee will be based on:

- FSA administrative county
- each TIN
- crop definition according to pay crop and pay type (subparagraph 200 A)
- planting periods
- seed crops as separate crops according to subparagraph 202 F.

**C Service Fee Waiver for SDA, LR, VFR, and BFR**

**\*--[7 CFR 1437.7] (g) Beginning farmers and ranchers, limited resource farmers and--\* ranchers, socially disadvantaged farmers or ranchers, and veteran farmers and ranchers will receive, upon certification, a waiver of the service fee and a 50 percent premium reduction. The certification is required on or before the time the application for coverage is filed using the form specified by FSA.**

The service fee will be waived for producers who meet the definition for SDA, BFR, VFR, or LR, according to **7 CFR Part 718**.

**Note:** The definitions for SDA, BFR, VFR, and LR producers can be found in CCC-471 NAP BP and CCC-860, page 2.

Certification on CCC-860 is **required** from producers seeking an SDA, BFR, VFR, or LR waiver. Annual certification on CCC-860 is **required** from producers seeking LR status waiver by program year. However, after CCC-860 is filed certifying BFR, VFR, or SDA status, BFR, VFR, and SDA producers do **not** need to recertify each year to qualify for a waiver.

**Note:** When entering an application for coverage before subsidiary rollover, the County Office **must** verify the LR, BFR, and VFR status for the crop year.

SDA producers are eligible for continuous coverage and will receive a continuous coverage reminder notification letter (Exhibit 34) applicable for SDA farmers and ranchers.

**Note:** CCC-860 certification does **not** allow SDA, BFR, VFR, and LR producers to file CCC-471 after the application closing date. Late-filed provisions may apply according to paragraph 301.

**303 Service Fee (Continued)****C Service Fee Waiver for SDA, LR, VFR, and BFR (Continued)**

An FLP applicant who qualifies as SDA may have previously provided certification of their SDA status during the FLP application process. In these cases, the producer is **not** required to also complete CCC-860 for NAP purposes. The Subsidiary File for “Socially Disadvantaged”, including ethnic, racial, and gender, may be updated to “Yes”, if the producer has selected at least 1 of the following choices on a completed FLP application.

Field	Selection
Ethnicity	Hispanic or Latino
Race	American Indian/Alaskan Native
	Asian
	Black/African American
	Native Hawaiian/Other Pacific Islander
Gender	Female

**Note:** FLP forms allow a producer to indicate ethnicity, race, and gender; however, producers are **not** required to complete these selections. Documentation of SDA status on FLP forms will **only** be accepted as certification of SDA status when it is provided by the producer. If FLP documentation indicates that status as SDA was observed by an FSA employee, rather than provided by the producer, the producer **must** complete CCC-860 to be eligible for the service fee waiver.

FLP applications do **not** include certifications for BFR, VFR, or LR status. Producers who qualify as BFR or LR **must** complete CCC-860.

CCC-471, when accompanied by FLP documentation establishing a producer’s status as SDA, will be considered a complete application according to paragraph 301.

**D NAP Service Fees Paid With Dishonored Checks**

Service fees are due and payable:

- on the date and time of application
- regardless of whether coverage attaches.

Service fees are **not** considered payment for coverage. If a producer files an application for coverage and pays the applicable service fee with a check that is dishonored, the service fee and any other administrative expenses, such as dishonored check fees, will be established as a receivable according to 64-FI.

A NAP application for coverage with a service fee paid with a check that was dishonored will remain valid if all other NAP requirements are met.



**303 Service Fee (Continued)****E Collecting Service Fees**

County Office will:

- review available information to determine whether other service fees have been paid in other County Offices

**Notes:** If software is available, the amount of service fees paid in other counties will be available.

Copies of CCC-471's initiated in other counties may be provided as documentation that fees have been paid. The County Office **must** date stamp and photocopy CCC-471 provided and retain the copy for record keeping purposes.

- ensure that a producer does **not** pay more than the maximum service fee for NAP coverage
- complete a manual deposit according to 3-FI **only** if:
  - the automated software application is unavailable
  - the crop does **not** exist in the crop table.

**Note:** See subparagraph 275 A for instructions for submitting the crop.

**F Service Fees on Native Sod**

Native sod provisions apply to Iowa, Minnesota, Montana, Nebraska, North Dakota, and South Dakota.

Any NAP crop produced with annual tillage and planted on native sod acreage as determined in paragraph 379, with a breaking date of February 8, 2014, through December 20, 2018, will have the service fee doubled for the first 4 years of cropping. See subparagraph 379 D for what qualifies as a "year of cropping".

Any NAP crop planted on native sod acreage with a breaking date after December 20, 2018, will have the service fee doubled for up to 4 years maximum within the first 10 years after breaking.

This is **not** applicable to SDA, LR, and beginning and Veteran farmer producers who receive a service fee waiver. The service fee **cannot** exceed the maximum service fee in subparagraph F.



## 304 NAP Premiums

**A Determining Premiums**

**[7 CFR 1437.7] (d) Producers who elect buy-up coverage must pay a premium, in addition to the service fee, equal to the lesser of:**

**(1) The product obtained by multiplying:**

**(i) A 5.25-percent premium fee; and**

**(ii) The applicable payment limit; or**

**(2) The sum of the premiums for each eligible crop, with the premium for each eligible crop obtained by multiplying:**

**(i) The producer's share of the eligible crop;**

**(ii) The number of acres devoted to the eligible crop;**

**(iii) The approved yield;**

**(iv) The coverage level elected by the producer;**

**(v) The average market price; and**

**(vi) A 5.25-percent premium fee.**

**\*--(e) For value loss crops, premiums will be equal to the lesser of:**

**(1) The maximum premium, obtained by multiplying:**

**(i) A 5.25 percent premium fee; and**

**(ii) The applicable payment limit; or**

**(2) The sum of the premiums for each eligible crop, with the premium for each eligible crop obtained by multiplying:**

**(i) The maximum dollar value for which coverage is sought by the applicant; and**

**(ii) The coverage level elected by the producer; and**

**(iii) A 5.25 percent premium fee.--\***

**(f) Premiums will be calculated separately for each crop, type, and intended use as reported on the acreage report and as specified in the basic provisions.**

## 304 NAP Premiums (Continued)

**A Determining Premiums (Continued)**

\*--Premiums are calculated separately by:--\*

- FSA administrative county
- each TIN
- crop definition according to pay crop and pay type (subparagraph 200 A)
- planting periods
- seed crops as separate crops according to subparagraph 202 F.

\*--A producer's total premium amount is equal to the sum of the premiums calculated for each crop, type, and intended use for which a producer has obtained NAP coverage, and is not subject to equitable relief.

**Notes:** The maximum premium is \$15,750 (the product of the applicable payment--\* limitation of \$300,000 for a person or legal entity entitled to 1 single payment limitation, such as an individual or corporation, times 5.25 percent rounded up to whole dollars).

For legal entities, such as general partnerships entitled to multiple payment limitations, the applicable payment limitation is based on the number of multiple limitations for the members of the legal entity.

**Example:** A maximum premium of \$31,500 is calculated for a general partnership having 2 persons as members based on applicable payment limitation of \$600,000.

The premium for SDA, LR, VFR, and BFR is 50 percent of the lesser of either the actual or maximum premium calculated for the NAP covered participant, according to premium rules discussed in this subparagraph. See subparagraph B.

\*--Premiums for additional buy-up coverage are calculated based on the following:

- for yield-based crops, the product of multiplying the producer's share, times the number of eligible acres, times the producer's approved yield, times the coverage level, times 100 percent of the average market price, times the number of payment limitations,--\* times 5.25 percent

## 304 NAP Premiums (Continued)

**A Determining Premiums (Continued)**

- for honey, the product of multiplying the producer's share, times the highest number of eligible colonies reported at any time during the crop year, times the approved yield, \*-times the coverage level, times 100 percent of the average market price, times the number of payment limitations, times 5.25 percent
- for maple sap, the product of multiplying the producer's share, times the eligible number of reported number of taps, times the producers approved yield, times the coverage level, times 100 percent of the average market price, times the number of payment limitations,--\* times 5.25 percent
- for value loss crops, the product of multiplying the producer's share, times the maximum dollar value for which participant seeks coverage, times the coverage level subject to applicable payment limitation times 5.25 percent.

**Example 1:** Producer has an operation that averages an approximate \$90,000 inventory during the crop year. The producer selects 65/100 coverage and chooses a maximum dollar value of \$75,000. The premium is calculated on the \$75,000 value. A disaster occurs and the FMVA is determined to be \$85,000 and the FMVB is determined to be \$30,000. The loss is calculated on \$75,000 less \$30,000.

**Example 2:** Using the same criteria as in Example 1, a disaster occurs and the FMVA is determined to be \$60,000 and the FMVB is determined to be \$30,000. The loss is calculated on \$60,000 less \$30,000.

**B Premium Reduction for NAP Participants With SDA, BFR, VFR, and/or LR Status**

**\*--[7 CFR 1437.7 (g)] Beginning farmers and ranchers, limited resource farmers and--\* ranchers, socially disadvantaged farmers or ranchers, and veteran farmers and ranchers will receive, upon certification, a waiver of the service fee and a 50 percent premium reduction. The certification is required on or before the time the application for coverage is filed using the form specified by FSA.**

The premium fees for additional buy-up coverage will be reduced by 50 percent for producers who meet the definition of SDA, BFR, VFR, or LR status, according to 7 CFR Part 718.

**Note:** The definitions for SDA, BFR, VFR, and LR producers can be found on CCC-860, page 2.

## 304 NAP Premiums (Continued)

**B Premium Reduction for NAP Participants With SDA, BFR, VFR, and/or LR Status (Continued)**

Certification on CCC-860 is required from producers seeking an SDA, BFR, VFR, or LR waiver. CCC-860 certification does **not** allow SDA, BFR, VFR, and LR producers to file CCC-471 **after** the application closing date.

**Notes:** After CCC-860 is filed certifying SDA status, SDA producers do **not** need to recertify each year to qualify for a waiver. SDA producers **are** eligible for continuous coverage participation and will receive a continuous coverage letter applicable to SDA farmers and ranchers.

Annual certification on CCC-860 is **required** from producers seeking a LR status waiver by program year.

After CCC-860 is filed certifying BFR or VFR status, it remains in effect and will be maintained for a duration of up to 10 years, beginning with the year certified in item 5 C.

**C Premium Billing**

FSA will bill producers for buy-up NAP coverage.

The due dates for each premium owed are 30 calendar days after the date of premium billing.

**Note:** Premium billing for 2015 and 2016 will begin after software is finalized. It is anticipated that this will occur for:

- 2015: approximately 30 days after the SOC is mailed
- 2016 and future: standard mailing schedule January 1-15 of the subsequent program year.

**D Collection of Premiums**

Producers have 2 methods for payment of premiums:

- pay the full premium any time after premium is calculated
- receive a crop-specific premium billing, mailed on or after January 15, and pay within 30 calendar days.

\*--No discretionary authority exists that would allow a waiver or relief for collecting premiums calculated according to statute. Premium discrepancies resulting from corrections must be submitted to DAFP according to paragraph 11.--\*

## 304 NAP Premiums (Continued)

**E NAP Premiums on Native Sod**

**\*--[7 CFR 1437.4] (c) Except as specified in paragraph (e) of this section, paragraph (d) of this section will apply to native sod acreage in Iowa, Minnesota, Montana, Nebraska, North Dakota, and South Dakota that has been tilled:**

- (1) During the first 4 crop years of planting for native sod acreage that has been tilled for the production of an annual crop during the period beginning on February 8, 2014, and ending on December 20, 2018; and**
- (2) For not more than any 4 crop years for native sod acreage that has been tilled for the production of any crop after December 20, 2018;**
  - (i) During the first 10 crop years after the initial tillage; and**
  - (ii) For which a NAP applicant must submit a service fee or NAP premium for a crop on that acreage.**
- (d) For acreage specified in paragraph (c) of this section:**
  - (1) The approved yield will be determined by using a yield equal to 65 percent of the producer's T-yield for the annually planted crop; and**
  - (2) The service fee or premium for the annual covered crop planted on native sod will be equal to 200 percent of the amount determined in §1437.7, as applicable, but the premium will not exceed the maximum amount specified in §1437.7(d)(2).**
- (e) If the producer's total native sod acreage that is tilled in a crop year is 5 acres or less, the approved yield, service fee, and premium provisions specified in paragraph (d) of this section will not apply.--\***

During the first 4 years of planting, as determined by the Secretary, native sod acreage determined after February 7, 2014, with breaking dates of February 8, 2014, through December 20, 2018, that has been tilled for the production of an annual crop, and for up to 4 years maximum on any NAP crop in the first 10 years of breaking, with breaking dates after December 20, 2018, in Iowa, Minnesota, Montana, Nebraska, North Dakota, and South Dakota, will be subject to the following:

- the approved yield will be determined by using a yield equal to 65 percent of the producer's T-yield for the annually planted crop
- the service fee or premium for the annual covered crop planted on native sod will be equal to 200 percent of the amount determined in §1437.7, as applicable, but the premium will not exceed the maximum amount specified in §1437.7(d)(2).

**304 NAP Premiums (Continued)****E NAP Premiums on Native Sod (Continued)**

If the producer's total native sod acreage that is tilled in a crop year is 5 acres or less, the approved yield, service fee, and premium provisions specified in this subparagraph will not apply.

Any annual NAP crop produced with annual tillage and planted on native sod acreage as determined in paragraph 379, with breaking dates of February 8, 2014, through December 20, 2018, will have the premium doubled for the first 4 years of cropping on that acreage.

Any NAP crop planted on native sod acreage with breaking dates after December 20, 2018, will have the premium doubled for up to 4 years maximum within the first 10 years after breaking.

SDA, BFR, VFR, and LR producers will have the premium doubled after reductions. The premium **cannot** exceed the maximum premium in subparagraph B.

**F Failure to Pay NAP Premiums**

**[7 CFR 1437.16] (m) Any person or legal entity who has a debt from nonpayment of the premium for coverage levels specified in §1437.5(c) will be ineligible for assistance under any subsequent crop year NAP coverage on any crop from the crop year of nonpayment of premium until the debt is paid in full.**

**(1) If a person or legal entity is ineligible for NAP assistance due to the debt because of the nonpayment of premium, FSA will permit the person or legal entity to file an application for coverage together with payment of any service fees; however, that application and payment of service fees will not make the person or legal entity eligible for any assistance until the premium debt is paid in full.**

**(2) Service fees paid with applications for coverage that are filed by persons or legal entities who are ineligible for NAP assistance as specified in paragraph (m) of this section will not be credited to any unpaid premium debt nor are they refundable.**

**(n) A person or legal entity ineligible for NAP assistance under paragraph (m) of this section may become eligible for future NAP assistance if they remit all unpaid debt related to the nonpayment of premium before the application for payment filing deadline (see §1437.11(g)).**

**(o) Any NAP payment that was not issued for a prior NAP crop year due to an outstanding debt as specified in paragraph (m) of this section will not be issued.**

**(p) Unpaid debt related to the failure to pay any premium satisfied by administrative offset will reinstate the eligibility of a person or legal entity from the date the offset satisfies all the unpaid premium debt with interest.**



**304 NAP Premiums (Continued)****F Failure to Pay NAP Premiums (Continued)**

Premium amounts **not** paid within 30 calendar days from the premium billing date will result in ineligibility for NAP payment in future years until paid in full.

**Notes:** Prior year premiums must be paid before the application for payment deadline. If a prior year premium is not satisfied before the application for payment deadline, COC will disapprove the application for payment on the paper copy. Do not record the decision in the automated application for payment unless the premium is satisfied before the application for payment deadline. If a prior year premium is not paid timely, verify that it is established correctly according to 3-NAP.

If the NAP premiums are paid with a dishonored check, the premiums and any other administrative expenses, such as dishonored check fees, will be established as a receivable according to 64-FI.

The **NAP Premium Report** will provide the calculated premium amount by producer, unit number, and pay group.

**305 Summary of Coverage (SOC)****A SOC Purpose**

SOC serves as a quarterly cumulative notification of the participant's NAP guarantee and premium details, if applicable, for the crop year.

SOC will also inform participants of NAP eligible crops for which they did **not** obtain NAP coverage. This will serve as an outreach effort to inform producers of available coverage options.

SOC will also explain the benefits afforded to SDA, BFR, VFR, and LR producers.

**B SOC Timing**

SOC will be issued quarterly as mass mailings from Kansas City. It is anticipated this will occur for:

- 2015: only one mailing
- 2016: mailing starting mid-year/mid-cycle
- 2017 and future years: standard mailing schedule.

**305 Summary of Coverage (SOC) (Continued)****C Standard SOC Mailing Schedule (2017 and Future years)**

- \*--November 15<sup>th</sup> of the prior program year (tropical region producers not included)--\*
- February 1<sup>st</sup> of the program year
- May 1<sup>st</sup> of the program year (tropical region producers not included)
- August 1<sup>st</sup> of the program year
- November 1<sup>st</sup> of the program year (tropical region producers not included).

**D Summary of Coverage Contents**

\*--Each quarterly SOC for a participant summarizes NAP participation data for each--\* participating NAP crop as follows:

- coverage level elected for each NAP-covered crop
- NAP guarantee for each NAP-covered crop, based upon coverage level election and eligible acres
- premiums for all NAP crops
- premiums still outstanding as of the SOC mailing date
- \*--premium billing date (date letters are scheduled to be generated by the system and then subsequently processed for mailing)
- premium due date (approximately 30 calendar days after producers receive their bill in the mail).

SOC explains that it is **not** a bill. SOC also informs the participant that failure to pay the NAP premium by the premium due date will result in ineligibility for NAP payments for--\* future years, until 1 of the following methods satisfies the debt:

- all premiums in default are paid in full
- all premiums in default are offset in full
- producer enters into an approved repayment plan for all premiums in default.

\*--SOC provides a list of NAP eligible crops, for which the producer reported acreage, for which they did **not** obtain NAP coverage.

SOC explains that farmers and ranchers who qualify for SDA, BFR, VFR, and/or LR--\* status are eligible for:

- waiver of NAP service fees
- a 50 percent reduction in NAP premiums.

**306-340 (Reserved)**

**Section 2 Special Provisions****341 Life of Original CCC-471's and Cancellations, Terminations, and Replacements****A Overview**

CCC-471 NAP BP provides NAP basic provisions about:

- life of original CCC-471's and cancellations, terminations, and replacements
- extent or life of NAP coverage
- CCC-471 signature authority.

**Note:** 1-CM provisions apply to NAP. Any NAP payment determined owed will be paid to the person or persons determined to be entitled to the NAP payment.

CCC-471 NAP BP, Section 2, has been incorporated into subparagraphs B through E.

CCC-471 NAP BP is available on the FFAS Employee Forms/Publications Online Website  
\*--at <https://intranet.fsa.usda.gov/dam/ffasforms/forms.html>.--\*

# 341 Life of Original CCC-471's and Cancellations, Terminations, and Replacements (Continued)

## B Impact of Death, Disappearance, or Judicial Declaration of Incompetence

Following is the impact of death, disappearance, or judicial declaration of incompetence on CCC-471 or NAP coverage, as applicable.

IF a participant is...	THEN...
an individual who dies, disappears, or is judicially declared incompetent, or a legal entity that dissolves <b>before</b> NAP coverage attaches	CCC-471 terminates as of the date of death, disappearance determination, or judicial declaration, or the effective date of legal entity dissolution, as applicable.  See subparagraph E for information on replacement CCC-471's.
an individual who dies, disappears, or is judicially declared incompetent, or a legal entity that dissolves <b>after</b> NAP coverage attaches	coverage will continue through the crop year and will terminate at the end of the NAP coverage period. NAP payment will be paid to the person or persons determined to be entitled to the payment.
a partnership that has a member who has died	CCC-471 NAP BP, subparagraph 2 F applies. Contact OGC regional attorney for guidance, when necessary.
an entity with 2 or more persons having joint interest and 1 of the persons die	CCC-471 NAP BP, subparagraph 2 F applies. Contact OGC regional attorney for guidance, when necessary.

**341 Life of Original CCC-471's and Cancellations, Terminations, and Replacements  
(Continued)****C Signature Authority of Participants and Applicants**

Any person may sign documents relative to CCC-471 on behalf of any other person covered by CCC-471, provided FSA is furnished with a copy of a properly executed valid power of attorney, or other legally sufficient document authorizing the person to sign in a representative capacity.

All provisions of 1-CM and CCC-471 NAP BP, Section 2 apply.

**D Cancellation or Termination**

If cancellation or termination of NAP coverage occurs for any reason, coverage **cannot** resume unless a new CCC-471 is filed for the crop.

**Note:** For cancellation or termination of CCC-471 that occurs because of death of the applicant before coverage attaches, see subparagraph E.

NAP coverage will **not** be provided for any person who is ineligible under the contract or under any Federal law or regulation.

Service fees submitted with CCC-471's will **not** be refunded if the applicant is later ineligible for NAP coverage, or the participant is ineligible for payment under any law or regulation.

### 341 Life of Original CCC-471's and Cancellations, Terminations, and Replacements (Continued)

#### E Replacement CCC-471 Because of Death, Disappearance, or Judicially Declared Incompetent Individual Before Coverage Attached

If an individual who submitted a valid CCC-471 dies before coverage attaches, CCC-471 **must** be terminated as of the date of death. An authorized representative of the deceased individual may file a replacement CCC-471 that will permit CCC-471 to convey effective with the date of termination, provided all the following apply:

- subparagraph C and 1-CM provisions are met for the person submitting the replacement CCC-471
- FSA is satisfied the coverage would have attached to the crop if death of the individual who filed CCC-471 had **not** occurred
- the person or legal entity seeking to have CCC-471 convey can be viewed as producer instead of the individual who filed the valid CCC-471
- the replacement CCC-471 does **not** add any additional crops and is **not** expanded from the original initial CCC-471.

Additional service fees are **not required** for replacement CCC-471's.

Documentation showing signature authority of the signor or the replacement CCC-471 is **required** according to subparagraph C and 1-CM. Absent documentation being furnished by the person or persons seeking conveyance of CCC-471, FSA will take no action on the replacement CCC-471.

All replacement CCC-471's submitted according to this subparagraph must be submitted to ~~the State Office~~ for review. Copies of the original signed CCC-471 must be submitted together with supportive documentation by COC to the State Office. SED has authority to approve replacement applications for coverage. SED may delegate this to any State Office employee.~~--\*~~

Follow the instructions in forthcoming 3-NAP to complete the replacement CCC-471 in the automated system.

## 342 Transferring NAP Coverage

### A Overview

NAP-covered participants may transfer NAP coverage according to CCC-471 NAP BP, \*--Section 24. A transfer of NAP coverage is by producer for all crop types within the pay--\* group that have NAP coverage, and may be used when there is a:

- sale of land
- transfer of lease
- new entity formed
- change in entity type
- change in operator between husband and wife.

**Note:** Transfer of partial coverage for crop types within a pay group is **not** allowed.

### B Eligibility

When a transfer of NAP coverage is initiated, the buyer, new lessee, or new entity becomes responsible for meeting all NAP requirements, including eligible producer requirements.

**Note:** FSA's approval of a transfer request is **not** approval of the person or legal entity as an eligible NAP producer. Transferees **must** satisfy all NAP eligibility provisions to be eligible for payment.

An additional service fee is **not required** from the transferee, even if the transferor's service fee was waived under SDA, LR, VFR, or BFR provisions and the transferee does **not** qualify for a service fee waiver.

## 342 Transferring NAP Coverage (Continued)

**C When to Transfer**

Requests to transfer coverage on a crop or crops **must** be initiated after the coverage period begins and before the earlier of either the disaster event or end of the coverage period. The end of the coverage period is determined as the earlier of:

- the date harvest is complete
- the normal harvest date
- abandonment of the crop
- destruction of the crop.

**Notes:** Transfers of coverage are **not** applicable for crops before a crop's application closing date as a person or legal entity who might be a transferee can file their own CCC-471.

The effective date of transfer is the date a legal document indicates that transfer of the ownership share interest in a commodity and control of the crop acreage on which the commodity is grown has occurred.

A transfer of NAP coverage will **not** be used:

- after a disaster has occurred
- before the application closing date for the crop
- when estates are closed or entities are dissolved
- when partial share transfers occur between 2 parties
- involving divorce between husband and wife unless the transfer is 100 percent
- when land is transferred to another administrative county
- when coverage for the crop already exists by the buyer (added land provisions apply)
- if the coverage period has **not** begun.

**Note:** If the transfer occurs after the acreage reporting date, the acreage reports **must** be revised according to 2-CP.



**342 Transferring NAP Coverage (Continued)****D Production and Yields**

If a loss occurs in the year of transfer, production for the acreage of the transferee **must** be kept separate from other acreage the transferee may have been farming in addition to the transferred NAP crop acreage. The loss is calculated separately for the transferred acreage and production and without regard to any other land that the transferee may have been farming, even if that land was also subject to a separate Application for Coverage. To establish an approved yield for the transferred crop, follow Part 7 to establish an approved yield using the transferee's actual production history.

If land is purchased or leased by a producer and the transferee has CCC-471 filed for the unit that includes the crop, added land procedure according to paragraph 479 is applicable. There is no adjustment to the approved yield database. Added land and adjustments are used for payment purposes **only**.

**E Initiating a Transfer**

To initiate a transfer of NAP coverage between producers, CCC-577 **must** be filed for each transferee for **all** crops being transferred. Only crops selected on CCC-471 that are planted and reported on transferor's FSA-578 may be listed.

**Note:** For succeeding crop years, to continue coverage, a new CCC-471 **must** be filed by the new owner or shareholder before the application closing date for the applicable crop.

\*--See Exhibit 36 for CCC-577 example and instructions.--\*

## 342 Transferring NAP Coverage (Continued)

**F Processing a Transfer**

\*--When a transfer of NAP coverage is approved by COC, County Offices will submit, to the--\* State Office:

- a written explanation about the nature and circumstances of the transfer
- signed copy of the original CCC-471
- producer CCC-471 Summary Report for the transfer
- signed copy of the manual CCC-577
- application closing dates for the crops to be transferred
- \*--a copy of the certified FSA-578 (either farm or producer print, as applicable,--\* according to paragraph 375) for all crops having NAP transfer requested
- documentation to verify the effective date of transfer.

**Note:** Documentation **must** be established and/or provided when a valid ownership interest and control of the crop acreage is transferred.

COC will only forward transfer requests COC believes can be approved. For those COC determines cannot be processed or approved, COC will follow subparagraph I.

State Offices **must** review all requests that are forwarded by COC to the State Office. For transfer requests that SED or delegated State Office employee determines cannot be approved, see subparagraph I. SED or delegated State Office employee will approve **only** NAP transfer requests with supporting documentation that meet the requirements of this paragraph.

**342 Transferring NAP Coverage (Continued)****F Processing a Transfer (Continued)**

The State Office will review the **required** documentation for NAP transfer cases to determine compliance with current NAP transfer procedure.

**Note:** The State Office will take no action on a transfer request **except** to return it to the County Office, if the producer requesting the transfer chose **not** to furnish **required** documentation. Persons **not** furnishing documentation to support a transfer request will be considered to have withdrawn the request for transfer.

After receiving authorization from the State Office to process approved NAP transfer cases, State Offices will:

- assist the County Office to cancel the initial CCC-471
- process authorized transfer of NAP coverage.

\*--The service fee associated to the original CCC-471, if applicable, will **not** be transferred with the coverage. No additional service fees will be collected for the transferred coverage, if the original CCC-471 was filed as VFR, BFR, LR, or SDA producer.

The State Office will be responsible for recording a service fee waiver transaction on the transferee's application, with a reason of "Transfer of Coverage" and equal to any outstanding service fee balance associated to the transferred crop coverage.

**Note:** The transferee **is** responsible for paying any outstanding balance of service fees for coverage not transferred.--\*

## 342 Transferring NAP Coverage (Continued)

**G Examples**

The following are examples of situations when a transfer of NAP coverage can be used:

- land purchased or leased by a producer who does **not** have current NAP coverage for the crop when transfer is requested before a disaster

**Example:** Producer A owns and operates FSN 100 and has NAP coverage for green beans. Producer B has planted green beans but has no NAP coverage for green beans. Producer B buys FSN 100 from Producer A. CCC-577 can be used to transfer the coverage on FSN 100 for green beans from Producer A to Producer B, but is limited to the land acquired through the sale or lease and **must** be initiated before a disaster.

**Notes:** The effective date of transfer **cannot** be earlier than the date the land was sold or leased. Producer B **must** provide a copy of the deed or lease agreement to verify the effective date of transfer.

Production for the transferred acreage **must** be kept separate from other green beans harvested by Producer B. The loss is calculated **only** on the transferred acreage from Producer A to B, which is the NAP covered acreage. To establish an approved yield for the transferred crop, follow Part 7 using the transferee's actual production history.

- changes in operator between husband and wife

**Example:** Producer A conducts a farming operation as an individual. CCC-471 is in Producer A's name. Producer A retires from farming and transfers 100 percent interest in his farming operation to Producer B, his spouse, during the coverage period and before a disaster. Producer B requests a transfer of NAP coverage. CCC-577 could be approved in Producer B's name.

**Note:** The effective date of transfer is the date Producer A transfers 100 percent interest in his farming operation to Producer B, his spouse.

## 342 Transferring NAP Coverage (Continued)

## G Examples (Continued)

- changes in entity type or changes from an individual to an entity

**Example 1:** Producer C is operating FSN 400 as an individual. CCC-471 is in Producer C's name. Producer C forms a corporation and no longer conducts a farming operation as an individual. CCC-577 could be approved for FSN 400 in the name of the new corporation.

**Note:** The effective date of transfer is the date the new corporation acquired crop ownership interest in the crop and if questioned, the corporation **must** provide documentation to verify when and how the corporation acquired the crop share interest and risk in the NAP crop.

**Example 2:** The farming operation of Producer D and Producer E, his spouse, consists of FSN 200 that they operate as a joint venture. CCC-471 is in the joint venture's name. Producer D and Producer E form a trust and no longer conduct a farming operation as a joint venture. CCC-577 could be approved for FSN 200 in the name of the new trust.

**Note:** The effective date of transfer is the date the trust acquired crop ownership interest and if questioned, **must** provide documentation to verify when and how the trust acquired the interest and risk in the NAP-covered crop.

**Example 3:** Producer F's farming operation consists of FSN 300 that he operates as an individual. CCC-471 is in Producer F's name. Producer F and Producer G, form a trust that will take over Producer F's farming operation. CCC-577 could be approved for FSN 300 in the name of the new trust.

**Note:** The effective date of transfer is the date the trust acquired crop ownership interest and risk in the NAP-covered crop. If questioned, the trust **must** provide documentation to verify when and how the trust acquired the interest and risk in the NAP-covered crop.

**342 Transferring NAP Coverage (Continued)****G Examples (Continued)**

- land is purchased or leased by a producer and the transferee has CCC-471 filed for his unit that includes the crop.

**Example:** Producer A has NAP coverage on FSN 300 for pumpkins. Producer B has NAP coverage on FSN 400 for pumpkins. Producer B buys FSN 300 from Producer A. CCC-577 is **required** even though both producers have coverage for pumpkins. A transfer of coverage NAP coverage **must** be initiated **before** a disaster.

**Note:** The effective date of transfer is the date the land lease agreement is signed. If questioned, Producer B **must** provide a copy of the lease agreement to verify the effective date of transfer.

Added land procedure, according to paragraph 479, is applicable.

**H When Transfer of Coverage Not Applicable**

A transfer of NAP coverage **cannot** be used when:

- a transfer of land or a change in entity type occurs after a disaster

**Notes:** The transferee or the new entity would **not** have had a risk in producing the crop according to paragraph 100.

State Offices will consult with the OGC regional attorney on questionable cases.

## 342 Transferring NAP Coverage (Continued)

**H Examples Not Applicable (Continued)**

- land is purchased or leased by a producer before the application closing date for the crop

**Example:** Producer A has NAP coverage on FSN 100 for green beans. Producer B has green beans on FSN 200, but has **no** NAP coverage. Producer B buys FSN 100 from Producer A before the application closing date. A transfer of NAP service fee **cannot** be done to transfer the coverage on FSN 100 for green beans from Producer A to Producer B. Producer B **must** purchase coverage for all green beans for the unit in which he has an interest **before** the application closing date.

- estates are closed or entities are dissolved

**Note:** FSA-325 will be used when estates are **not** closed and a payment is earned.

- partial share transfers occur between 2 parties

**Example:** Producer A has coverage for green chile on FSN 2. Producer A sells 50 percent share of the crop to Producer B who has **no** coverage. Producer B will **not** be covered under NAP for that crop for the remainder of the coverage period. Producer A's coverage level is limited to the current 50 percent share.

- divorce between spouses, unless it is a 100 percent transfer of coverage on the entire crop in the grouping

**Example:** Producer A has coverage for green chile on FSN 2. Producer A and Producer B, his spouse, are divorced and Producer A gives a 50 percent share of the crop to Producer B who has **no** coverage. Producer B will **not** be covered under NAP for that crop for the remainder of the coverage period. Producer A's coverage level is limited to his current 50 percent share.

**Note:** State Offices **must** consult with the OGC regional attorney for questionable cases.

- land is transferred to another administrative county with no change in producer.

**342 Transferring NAP Coverage (Continued)**

**I Disapproved Transfer Requests**

The transferor and transferee that are parties to a transfer request that cannot be processed or approved for any NAP-covered crop according to CCC-471 NAP BP and this paragraph must  
\*--each be sent a copy of the notification letter in Exhibit 36.5.--\*

\* \* \*

**343-374 (Reserved)**



## Part 6 Acreage

### 375 Unit Acreage Certifications

#### A Overview

A unit acreage certification on FSA-578 **must** include all acres devoted to the eligible crop in a crop year.

**Note:** If the same crop is planted multiple times on the same acres in a planting period, each planting must be recorded.

The producer **must** report all crops in which they have an interest in the county according to paragraph 101.

This information will be compiled from information certified on the Farm Acreage Report. Farm acreage reports **must**:

- \*--be completed and filed according to 2-CP, including late-filed and register provisions,--\* if applicable
- contain information specified in subparagraph B.

**Example:** A crop of peppers has only 1 planting period in a county. If 5 acres of peppers are planted multiple times each time the acres are planted, those acres must be recorded.

\*--A producer can meet the unit acreage certification requirement by signing all single farm acreage reports or the producer print.

**Note:** If all farms on the FSA-578 were certified using the continuous certification process, County Offices will notate "Continuous Certification" on the FSA-578 and the producer's signature is not required.--\*

\* \* \*

#### B Acreage Measurement Service Fees

A fee will be charged according to 2-CP for:

- producer requests for measurement service
- late-filed acreage reports.

**Note:** For information on appraisals, measurement services, and CCC-576-1, see 2-NAP.

## 375 Unit Acreage Certifications (Continued)

**C Required Information for Unit Acreage Certifications**

Unit acreage certifications **must** be filed on FSA-578 according to 2-CP. Certifications **must** be:

- for all acres devoted to the eligible crop in the administrative county by eligible crop, type, practice, and intended use for each planting, if applicable, including all crops by crop type selected on CCC-471
- verified by COC as accurate and on file **before** acting on any application for payment, CCC-576, Parts D through F.

**Notes:** A zero acreage report is **not required** when a crop selected on CCC-471 is **not** planted. FSA-578 includes a zero acreage certification for any crop **not** reported as planted.

\*--Ineligible crop acreage, honeybee colonies, and tree taps must each be identified at the time FSA-578 is filed and maintained in SNAPP according to paragraph 380.--\*

For yield-based crops, include the:

- crop name, type or variety, practice, intended use, and planting period
- date the specific crop acreage was planted
- acreage prevented from being planted.

For honey, an Inventory Report according to 2-CP, **must** be filed on FSA-578. See subparagraph 976 for reporting requirements for colonies.

For maple sap, an Inventory Report according to 2-CP, **must** be filed on FSA-578. See subparagraph 977 for reporting requirements for taps.

**Notes:** The following crops use “Intended Use”, “GR” (grain), unless the crop’s specific intended use is “SD” (seed) or “PR” (processed):

- crambe
- flax
- guar
- meadowfoam
- mustard
- rapeseed/canola
- sesame.

“Intended Use”, “SD” **must only** be used for propagation purposes. All other intended uses will be recorded according to 2-CP.

## 375 Unit Acreage Certifications (Continued)

**C Required Information for Unit Acreage Certifications (Continued)**

“Other”, “regular”, or other generic references as a type or variety are **not** used for NAP purposes. County Offices **must** ensure that producers identify NAP eligible crop types and intended uses when reporting planted acreage.

“Green manure” will **not** be used as an intended use for NAP purposes.

Do **not** use “Oil” as an intended use for NAP purposes. Use “PR” (processed) to identify the intended use. Do **not** confuse the “Intended Use”, “Oil” with the type and variety of oil, such as is applicable for sunflowers.

Beginning with 2017 and subsequent years, JU “juice” will **not** be used as an intended use for NAP purposes. Use PR “processed” to identify the intended use.

**Note:** All records previously reported as JU will be treated as PR. If an Average HMP/CMP has been established for the Final Use of JU and FH, the JU will be treated as PR. For example, Average CMP/HMPs have been calculated to be FH=25%, PR= 60%, and JU=15%, the JU and PR will be combined, FH=25% and PR=75% (60% + 15%).

NAP relies on the delineation, identification, and certification of specific individual crops on FSA-578; accordingly, eligible acreage **must** be at least .0001 of an acre. \* \* \*

Sunflowers with the intended uses of “FH” and “SE” (sets) will be identified under “Flowers” with type “Sun”, crop code “7501”. Intended use “SD” (seed) **must** be identified under sunflowers, with crop code “0078”.

Dual purpose sorghum with the intended use of:

- “GR” (grain), “FG” (forage), and “GZ” (grazing) **must** be identified under crop code “0052”
- “SD” (seed) **must** be identified under “Sorghum Forage” with crop code “0050”, or “Sorghum” with crop code “0051”.

For forage crops, the predominant intended use of the forage crop will be the intended use of the crop reported on FSA-578 according to 2-CP.

**Example:** Producer A intends, and normally mechanically harvests, 3 cuttings of hay from his 100 acres of alfalfa grass mixture. Producer A turns his 20 head of dairy cows out on the 100 acres of alfalfa grass mixture after the third cutting. Mechanical harvest as hay is the predominant intended use of the crop; therefore, the intended use will be reported on FSA-578 as “FG” (forage).

**Note:** The intended use of grazing is **not** eligible for buy-up coverage. See paragraph 804 for information about grazed forage provisions.

## 375 Unit Acreage Certifications (Continued)

**C Required Information for Unit Acreage Certifications (Continued)**

For value loss crops **without** associated acreage, an Inventory Report **must** be filed on FSA-578 for:

- aquaculture (mollusk, crustacean, and fin fish) according to paragraph 901
- floriculture (container grown) according to paragraph 903
- mushrooms according to paragraph 905
- ornamental nursery (container grown) according to paragraph 906
- propagation stock nonornamental nursery seed (container grown) according to paragraph 907
- all container grown value loss crops with an intended use of “RS” (root stock) or “SE” (sets), including physical location of acreage on which facility resides
- ginseng, **except** field grown and ginseng intended for seed, according to paragraph 904.

For value loss crops **with** associated acreage, the planted acreage **must** be filed on FSA-578 for:

- Christmas trees according to subparagraph 902 D
- turfgrass sod according to subparagraph 908 E
- field-grown flowers and flowers intended for seed according to subparagraph 903 E and this subparagraph
- field-grown ginseng and ginseng intended for seed according to subparagraph 904 J and this subparagraph
- field-grown ornamental nursery and field-grown propagation stock nonornamental nursery seed according to subparagraphs 906 F and 907 F
- all field-grown value loss crops with an intended use of root stock or sets.

**375 Unit Acreage Certifications (Continued)****\*--D Acreage Reporting Date for NAP Eligibility**

The final date for reporting any specific crop acreage for NAP eligibility is the earliest of the following:

- the established ARD for that crop/commodity in 2-CP, Exhibit 6, as applicable
- 15 calendar days before the onset of harvest or grazing of the specific crop acreage being reported
- the established normal harvest date for the end of the coverage period.

The established ARD for value loss and controlled environment crops is September 30 for the ensuing crop year.

**Note:** The ARD for honey is:

- January 2 of the same crop year

**Example:** January 2, 2017, for the 2017 crop year.

**Note:** The crop year for honey production is the calendar year (January 1 through December 31).

- within 30 calendar days of the date colonies of bees are acquired, brought into, or removed from the county.

Tropical region provisions apply for Hawaii, Puerto Rico, American Samoa, Guam, the U.S. Virgin Islands, and the former Trust Territory of the Pacific Islands (the Commonwealth of Northern Mariana Islands, the Republic of the Marshall Islands, the Federated States of Micronesia, and the Republic of Palau).--\*



**376 Reported and Determined Crop Acreage****A Using Reported and Determined Crop Acreage**

As specified in CCC-471 NAP BP, when a unit has both reported and determined crop acreage, COC will use:

- the smaller of the reported or determined acreage to determine the unit's:
  - expected level of production
  - total planted and prevented planted acreage
- determined acreage for premium calculation and APH purposes.

**Note:** See 2-CP for policy about determined acreage measured by LA.

See Part 3 for NAP provisions about:

- unacceptable, incorrect, or false records and certifications
- variance
- misrepresentation, scheme, or device.

**B Disposition of Reported Crop Acreage**

Producers who have reported crop acreage for NAP purposes who harvest the specific crop acreage **must** file a production report for the crop and be able to provide to COC documentary evidence of crop production and disposition. Evidence may include leaving representative samples of the crop acreage for inspection. Disposition may be reviewed to ascertain if the crop was harvested for the reported intended use and if acreage was harvested.

Failure to make timely application or to supply **required** documentary evidence will result in a denial of NAP payments.

**Exception:** For forage crops in areas where multiple cuttings are normal, see subparagraph 802 E.

**376 Reported and Determined Crop Acreage (Continued)****C Replacement, Repeat, and Replanted Acreage**

Replacement crop acreage:

- is acreage of another crop or commodity planted as a subsequent crop
- even if planted **after** approved prevented planted or failed crop acreage, in the same crop year, is **not** considered acres devoted to an eligible crop and is **not** eligible for NAP.

**Notes:** See 2-CP for further information about replacement crops.

See paragraph 204 for eligible double-crop acreage.

See paragraph 380 for maintaining ineligible crop acreage.

Repeat crop is the subsequent planting of a crop or commodity planted on the same acreage as previous plantings of the same crop or commodity in the same planting period and crop year.

Replanted acreage is eligible for NAP when an eligible crop is damaged and COC determines that it is practical and customary to replant the same crop.

**Notes:** Practical and customary to replant means, as determined by FSA, replanting the covered crop or commodity is customary and will allow the crop or commodity to attain maturity before the calendar date for the end of the coverage period.

\*--See subparagraph 51 F for ineligible causes of loss.--\*



**377 Late Planting****A Determining Late Planted Acreage**

**Late-planted acreage.** Late-planting provisions provide reduced coverage for eligible crop or commodity acreage planted during the applicable late planting period.

Crops **not** planted by the STC-established final planting date because of natural disaster but planted during the late planting period are **not** eligible for prevented planting payments.

Producers unable to plant the crop or commodity on the acreage in the unit by the STC-established final planting date because of natural disaster **must** provide an acceptable notice of loss (CCC-576, Part B), within 15 calendar days of the final planting date.

Production will be assigned according to subparagraph C for late planted acres based on the date the crop or commodity was planted.

**B Definition of Planted Acreage**

Planted acreage, means land in the unit in which seed, plants, or trees have been placed, appropriately for the crop and planting period, at the correct depth, into a seedbed that has been properly prepared for the planting method and production practice.

**C Reducing Coverage for Late Planting**

COC **must** assign production according to paragraph 607 for certain crop acreage planted during the applicable late-planting periods. Production to assign will be determined according to the date the crop acreage was actually planted and the following table. A calculator worksheet has been provided in Exhibit 37 to calculate the amount of production to assign.

**Notes:** If planting of the crop is by viable transplants, COC may not reduce nor assign production due to late planting that occurs within 1 to 5 calendar days after the final planting date.

\*--If planting of the crop is by viable transplant, COC may determine if late planting provisions apply due to late planting that occurs from 6 to 30 days after the final planting date.

If a crop fails prior to the final planting date and a repeat crop is planted within 10 day of the final planting date, the COC will not reduce or assign production due to late planting.--\*

## 377 Late Planting (Continued)

**C Reducing Coverage for Late Planting (Continued)**

Late-planting provisions do **not** apply to the following:

- crops with multiple planting periods **except**:
  - for the last planting period for the crop
  - to multiple planting periods with a defined gap of 60 days or more between the harvest date of the previous planting period and the beginning of the immediately following planting period
- value-loss crops.

<b>IF the crop's days to maturity are...</b>	<b>AND IF the crop is planted after the final planting date by...</b>	<b>THEN assigned production is equal to...</b>
60 calendar days or less	1 to 5 calendar days	5 percent of the expected production of the applicable crop acreage for each day after the final planting date.
	6 or more calendar days	expected production of the applicable crop acreage equal to the unit yield guarantee (50 to 65 percent coverage level).
61 to 120 calendar days	1 to 5 calendar days	5 percent of expected production of the applicable crop acreage regardless of the day planted.
	6 to 20 calendar days	1 percent of expected production of the applicable crop acreage for each day after the final planting date.
	21 or more calendar days	expected production of the applicable crop acreage equal to the unit yield guarantee (50 to 65 percent coverage level).
121 calendar days and up	1 to 5 calendar days	5 percent of expected production of the applicable crop acreage regardless of the day planted.
	6 to 25 calendar days	1 percent of expected production of the applicable crop acreage for each day after the final planting date
	26 or more calendar days	expected production of the applicable crop acreage equal to the unit yield guarantee (50 to 65 percent coverage level).

**Note:** Time periods include the date the crop is planted.

**377 Late Planting (Continued)****D Example**

Producer intended to plant 35 acres of green beans with a maturity period of 75 calendar days. The producer has buy-up NAP coverage at 60/100 for the crop. Ten acres were planted timely, 5 acres were planted 4 calendar days after the final planting date, 5 acres were planted 17 calendar days after the final planting date, and 15 acres were planted 22 calendar days after the final planting date. The approved yield has been calculated at 46 cwt. per acre. Calculate the assigned production as follows:

- 10 acres timely planted = 0 cwt.
- 5 acres planted 4 calendar days after the final planting date:  
 $0.05 \times 46 \text{ cwt. per acre} \times 5 \text{ acres} = 11.5 \text{ cwt.}$
- 5 acres planted 17 calendar days after the final planting date:  
 $0.01 \times 46 \text{ cwt. per acre} \times 5 \text{ acres} \times 17 \text{ days} = 39.1 \text{ cwt.}$
- 15 acres planted 22 calendar days after the final planting date:  
 $.60 \text{ coverage level} \times 46 \text{ cwt. per acre} \times 15 \text{ acres} = 414 \text{ cwt.}$

The total assigned production for this crop is 464.6 cwt. (11.5 cwt. + 39.1 cwt. + 414 cwt.)

## 378 Prevented Planting

### A Determining Prevented Planted Acreage

**\*--Prevented Planted Acreage.** See 2-CP, for requirement to establish intent to plant, to determine eligible prevented plant acres and to update FSA-578 with the determined acres in CARS.--\*

When determining prevented planting losses, producers **must** be prevented from planting more than 35 percent of the total eligible acreage intended for planting to the eligible crop and in the case of multiple planting, more than 35 percent of the total eligible acres intended to be planted within the applicable planting period.

Prevented planting acreage will be considered separately from low yield losses of planted acreage of the same crop.

**Note:** Acreage of a specific crop type prevented from being planted and subsequently planted to a crop type in the same pay group is **not** eligible prevented planted acreage.

Prevented planting credit will be given to crops/commodities where the prevented planted acreage was affected by drought if **all** of the following conditions are met:

- on the final planting date for nonirrigated acreage, the area that is prevented from being planted has insufficient soil moisture for seed germination and progress toward crop/commodity maturity because of a prolonged period of dry weather
- prolonged precipitation deficiencies exceeded the D2 \* \* \* level as determined using the U.S. Drought Monitor
- verifiable information is collected from sources whose business or purpose is to record weather conditions \* \* \*.

### B Prevented Planting of Tree Crops and Other Perennials

Prevented planting of tree crops and other perennials applies **only** if:

- the producer can prove resources were available to plant, grow, and harvest the crop, as applicable
- STC approves the defined planting period for the crop.

## 378 Prevented Planting (Continued)

**C Ineligible Acreage for Prevented Planting**

Acreage ineligible for NAP prevented planting includes, but is **not** limited to:

- acreage for which the provisions of 2-CP are **not** met
- value loss crops, including, but **not** limited to, Christmas trees, aquaculture, and ornamental nurseries
- uninsured crop acreage that is unrated for insurance purposes
- acreage planted during the late-planting period.

See paragraph 380 for maintaining ineligible crop acreage.

**D Calculating Prevented Planting Payments**

Subject to limitations, availability of funds, and specific provisions dealing with specific crops, a payment for prevented planting is determined according to the following.

Step	Action
1	Add the total planted and approved prevented planted acres.
2	Multiply the result of step 1 by “.35”.
3	Subtract the result of step 2 from the approved prevented planted acres.
4	Multiply the producer’s share by the approved yield by the positive result of step 3.
5	Multiply the producer’s share by the assigned production, if any.
6	Subtract the result of step 5 from the result of step 4.
7	Multiply the result of step 6 by the final payment rate (the higher of the average market price, organic market price, or the direct market price and producer’s DMP, as applicable, for the pay crop and pay type times price coverage level of .55 or 1.00 times prevented planting factor).

**Notes:** Yields for purposes of prevented planting payments will be calculated in the same manner as for low-yield claims.

Additional calculations are **required** when there are multiple crop types within a pay group or multiple practices, intended uses, organic status, or native sod status within a crop type.

\*--See Exhibit 39 for an example of the calculations.--\*

## 379 Native Sod Acreage

**A Applicability**

All annual NAP crops with tillage (including one-pass planters) planted on acreage that was determined as native sod after February 7, 2014, with a breaking date of February 8, 2014, through December 20, 2018, in Iowa, Minnesota, Montana, Nebraska, North Dakota, and South Dakota have more restrictive provisions during the first 4 years of planting.

Crop/types to which native sod provisions will apply if covered by NAP with these breaking  
\*--dates are identified in Exhibit 40 (Exhibit 40 is applicable to crop years 2015 through 2018,  
2019 and subsequent applicable annually tilled crops are identified in the NCT).--\*

All NAP crops on acreage that was determined as native sod after February 7, 2014, with a breaking date after December 20, 2018, in the same applicable 6 States, have more restrictive provisions any time that **any NAP crop** acreage has NAP coverage in the first 10 years after breaking. However, the NAP restrictions will not apply more than 4 years total within the 10-year period. Federal crop insurance native sod provisions imposed by RMA on the same acreage do not count as a year of restrictions.

**Note:** The breaking date is considered the date that native sod is tilled or chemically killed in preparation of planting a crop.

**B Definition of Native Sod**

Native sod means land on which the plant cover is composed principally of native grasses, grass-like plants, or shrubs for grazing and browsing that has never been tilled, and the producer **cannot** substantiate that the ground has ever been tilled, for the production of an annual crop on or before February 7, 2014.

**C Determinations of Native Sod Acreage**

Acreage that is planted and was **not** cropped on or before February 7, 2014, will be considered as native sod unless the producer can substantiate the acreage has previously been tilled, or that the acreage was not principally (greater than 50 percent) composed of the plant composition described in subparagraph B. Those substantiations may include, but are **not** limited to:

- FSA-578 dated on or before February 7, 2014, showing the crop (this is not limited to annual crops; however, it must be a crop that requires the ground to be tilled, including 1 pass planters, to plant the crop) that was previously planted on the requested acreage
- FSA-578 dated on or before February 7, 2014, showing that the requested acreage is classified as cropland
- NRCS Form CPA-026e identifying the acreage with, in the “Sodbust” column, “No”, and in the “HEL” column, “Yes”

## 379 Native Sod Acreage (Continued)

**C Determinations of Native Sod Acreage (Continued)**

- NRCS Form CPA-026e identifying the acreage with, in the “Sodbust” column, “Yes”, and a determination date on or before February 7, 2014
- crop year’s precision agriculture planting records and/or raw data dated on or before February 7, 2014, provided these records meet the precision farming acreage reporting requirements in Part 3, Section 3, paragraph 201 of RMA’s Loss Adjustment Manual Standards Handbook.

**Note:** Because this can be identified as a NAP compliance issue, a producer new to a farm may be permitted access to information about crops reported on a prior year FSA-578 for purposes of documenting cropping history. However, the individual may **not** be provided any data that is considered to be PII for another owner, operator, lessee, or tenant. PII of other individuals **must** be redacted from the responsive records before any disclosure.

In some situations, acreage may have no record of being tilled for the production of a crop; however, there may be adequate documentation that the acreage did not contain plant cover described in subparagraph B on or before February 7, 2014 (for example, timberland, windbreaks, old homesteads, etc.). For these situations, the producer may provide adequate evidence clearly showing that the plant cover does not meet subparagraph B (principally shall mean greater than 50 percent). This may include dated photos, dated maps, dated FSA maps that may include FSA CLU classifications codes such as 01 Urban, 04 Forest, 10 Other Agriculture (any evidence must prove that the location is the same location as the acreage in question).

Any documentation submitted for acreage that was devoted to hayland or grazing land, that provides evidence the acreage is composed of more than 50 percent of non-native or invasive species, must prove that vegetation composition existed on or before February 7, 2014.

\*--FSA-578 certifications before February 8, 2014, of non-native species are acceptable documentation. Plant composition surveys or acreage reports completed after this date are unacceptable as interseeding or other management practices may have been completed to avoid native sod restrictions.

Determination of native sod on new breaking acreage, according to this subparagraph, is not required until a producer may seek applicable NAP coverage on that acreage. However, that requires the new breaking acreage to be identified as native sod in farm records until that time, initiating substantiations to make a native sod determination, or until the 4 years of cropping restrictions have been met (breaking dates of February 8, 2014, through December 20, 2018), or until 10 years after the breaking date (breaking dates after December 20, 2018).--\*

## 379 Native Sod Acreage (Continued)

**\*--D Crop Year of Planting (Applicable to Breaking Dates of February 8, 2014, Through December 20, 2018)--\***

Any crop year in which an annual, perennial, or biennial crop is planted on native sod acreage, regardless of whether the crop is NAP covered, will count towards fulfilling the first 4 years of planting. A combination of annual and perennial or biennial crops may be used to fulfill the first 4 crop years of planting (the perennial or biennial crops do **not** require planting each year; however, the years that the perennial or biennial crop remains on the acreage count as a crop year of planting). Supporting documentation is **required** by an acreage report on FSA-578.

**Example 1:** A producer converts native sod acreage to a perennial crop and leaves that crop for 2 crop years. In crop years 3 and 4, the producer tills and plants the acreage to a NAP-covered annual crop. For crop years 3 and 4 of planting, the annual crop is subject to the more restrictive provisions.

**Example 2:** A producer converts native sod acreage to an annual NAP crop the initial crop year. In crop year 2, the producer tills and plants the acreage to a perennial crop and leaves the perennial crop on the acreage for 3 crop years. The producer is subject to the more restrictive provisions for the annual crop the first crop year, but is no longer subject to the more restrictive provisions if converted to an annual crop after the 3 crop years the perennial crop remained on the acreage as the first 4 crop years of planting have been completed.

**Example 3:** A producer converts native sod acreage to an annual NAP crop the initial crop year. In crop year 2, the producer plants an insurable annual crop and crop year 3, again rotates to an annual NAP crop with the more restrictive provisions applicable. In crop year 4, the producer again plants an insurable annual crop. In crop year 5, the producer plants an annual NAP crop; however, the more restrictive provisions are no longer applicable.

**\*--E Partial Field Planting and Relation to a Crop Year of Planting (Breaking Dates of February 8, 2014, Through December 20, 2018) and a Year of Restrictions (Breaking Date After December 20, 2018)--\***

For purposes of fulfilling 4 years of planting, native sod will be tracked at the "FN/Tract/Field (CLU)" level. Any native sod acres within a CLU that are initially tilled and planted within a given crop year will count as 1 year of planting for these acres. In any subsequent year, 50 percent or more of the acres within the newly established CLU **must** be cropped to meet a year of planting.

If, however, all native sod acreage within a CLU is **not** initially tilled and planted in a given crop year, the first year the additional native sod acreage is tilled and planted will be considered the first year of planting for those acres.



## 379 Native Sod Acreage (Continued)

**E Partial Field Planting and Relation to a Crop Year of Planting (Breaking Dates of February 8, 2014, Through December 20, 2018) and a Year of Restrictions (Breaking Date After December 20, 2018) (Continued)**

**Example 1:** A producer has an 80-acre field (CLU) comprised completely of native sod acreage. In the initial year of tilling the native sod acreage, all 80 acres are planted to dryland corn. In crop year 2, the producer plants the North 40 acres to rye and leaves the South 40 acres idle. In crop year 3, the producer plants the South 40 acres to dryland corn and leaves the North 40 acres idle. In crop year 4, the producer plants all 80 acres to rye. All 4 years on the entire 80 acres count towards fulfilling the first 4 years of planting.

**Example 2:** A producer has an 80-acre field (CLU) comprised completely of native sod acreage. In the initial year of tilling the native sod acreage, the North 40 acres are planted to dryland corn and the South 40 acres are **not** tilled. The North 40 acres begin counting toward the first 4 years of planting. The South 40 acres will **not** count as a year of planting until those native sod acres are tilled and planted.

In crop year 2, if the South 40 acres are tilled and planted, but the North 40 acres are **not** planted, the South 40 acres will count as the first year of planting for those acres. The North 40 acres that were **not** planted in crop year 2 would still **only** have 1 year of planting count for the 4 years of restrictive provisions.

The determination if a year of NAP restrictions applied to a native sod CLU with a breaking date after December 20, 2018, will be determined from the same 50 percent or more threshold. If 50 percent or more of the acres have NAP coverage, then the entire CLU is considered to have met a year of restrictions. If less than 50 percent of the acres have NAP coverage, then the entire CLU is considered to have not met a year of restrictions.

**F De Minimis Acreage**

NAP annual crops that are planted on acreage converted from native sod on 5 acres or less are not subject to the more restrictive provisions. Like native sod provisions, de minimis determinations are also based on acreage identified as native sod that is physically located within the 6 States identified in subparagraph A.

Acreage that meets the parameters of native sod, identified in subparagraph B, has native sod provisions applied by checking the “native sod conversion box” identified in 2-CP. If de minimis is applicable that acreage should not have the “native sod conversion box” checked. This will ensure that the native sod provisions do not apply to that acreage.

**\*--Note:** Crop years 2019 and subsequent; NAP software reads from CARS to apply native sod restrictions. Refer to 2-CP, subparagraph 162 D to request a National Office manual override if a manual determination of de minimis is applicable.--\*

## 379 Native Sod Acreage (Continued)

**F De Minimis Acreage (Continued)**

- **Crop Years 2015 and 2016**

De minimis is determined the first year of cropping by producer, per pay grouping, per NAP unit. This requires a manual determination. A review of the acres identified as native sod within a NAP unit for the year, a review of pay grouping (pay group and pay type \* \* \*), and a review of Exhibit 40 to determine whether the crop/type is applicable to the native sod provisions (NAP crops that require annual tillage, including 1 pass planters) is required.

**Example 1:** Producer A has 6 acres identified as native sod converted to cropland in 2016 on 1 unit. NAP requested on those 6 acres is 3 acres of beans (green, GRN) and 3 acres of beans (green baby French, GBF). Exhibit 40 reveals native sod provisions apply to crop beans (0047), all types. \* \* \* The de minimis parameters have not been met (6 acres converted from native sod in 1 unit, all 6 acres are planted to a crop to which the native sod provisions are applicable, and all 6 acres are within the same pay grouping). Native sod provisions apply to all 6 acres.

**Example 2:** Producer B has 10 acres identified as native sod converted to cropland in 2016 on 1 unit. NAP is requested on those 10 acres for 6 acres of beans (green, GRN) and 4 acres of beans (Chinese string, CHI). Exhibit 40 reveals native sod provisions apply to crop beans (0047), all types. \* \* \* The 4 acres of Chinese string beans meet the de minimis parameters and native sod provisions do not apply (it has been determined that less than 5 acres have been planted in 1 unit per pay grouping). The 6 acres of green beans do not meet the de minimis parameters; therefore, native sod provisions will apply.

## 379 Native Sod Acreage (Continued)

**F De Minimis Acreage (Continued)**

- **Crop Years 2017 and Beyond**

De minimis determinations are not applicable, once a producer has exceeded 5 acres determined as converted from native sod, cumulatively beginning with crop year 2017, in a county within the 6 States to which native sod provisions apply. If the cumulative acres in an applicable county exceed 5 acres, de minimis parameters are not met regardless of what is planted or how much of the native sod acres do or do not have NAP native sod provisions applicable. Cumulative acres will be manually calculated by the CLU's created and maintained the first 4 years of cropping for breaking dates of February 8, 2014, through December 20, 2018, and for 10 years or after 4 years of NAP restrictions for breaking dates after December 20, 2018.

**Example 1:** Producer A has 5 acres determined as native sod converted to cropland in Knox County Nebraska in 2017. All 5 acres are enrolled in NAP with coverage on rye for grain. Exhibit 40 reveals that rye (crop code 0094) is applicable to native sod provisions. Because the cumulative acres beginning with 2017 are only 5 acres de minimis applies and native sod provisions are not applicable.

**Example 2:** Producer A (from Example 1) has an additional 5 acres determined as native sod converted to cropland in Knox County Nebraska in 2018. The 5 acres converted to cropland in 2017 are once again enrolled in NAP with coverage on rye for grain in 2018. The additional 5 native sod acres converted to cropland in 2018 are insurable with oats for grain. De minimis is not applicable on the 5 acres of rye for grain because the cumulative acres to which native sod provisions apply now exceeds 5 acres or are the new acres converted to cropland in 2018 eligible for de minimis on the insurable crop as determined by RMA because the cumulative acres exceed 5 acres to which native sod provisions would apply.

\*--A combination of acreage with breaking dates on or before December 20, 2018, and after December 20, 2018, may both be in the cumulative acres to determine that a producer does not meet de minimis. For those situations, the applicable restrictions will apply to the acreage accordingly, as determined by the unique breaking dates, according to subparagraph A. However, since earlier than December 20, 2018, breaking dates may drop out of native sod designation much earlier than acreage with breaking dates after December 20, 2018, the cumulative acres may change in the future.--\*

## 379 Native Sod Acreage (Continued)

**F De Minimis Acreage (Continued)**

- **Crop Years 2017 and Beyond (Continued)**

**Example:** Producer B broke 3 acres determined as native sod in spring 2018 in Knox County, Nebraska. The 3 acres had NAP coverage with a crop from Exhibit 40 in 2018 but de minimis applied. In spring 2019, the producer broke an additional 3 acres in Knox County, Nebraska. These 3 acres were not planted to NAP crop in 2019 (no coverage), but NAP coverage continued on the 2018 native sod acreage. De minimis did not apply in 2019 because cumulatively there were more than 5 acres of native sod. After 4 years of continuous cropping, in 2022 the native sod designation is removed from the 2018 breaking acreage. Therefore, if no additional acreage is broken, for any year \*(2022 through 2028), up to 4 years maximum, the 3 acres designated with the 2019 breaking date and that have NAP coverage will meet de minimis since the cumulative acreage is now less than 5 acres. Had Producer B had NAP coverage in 2019 through 2021, de minimis would not have been met.--\*

**G Production for Native Sod**

**Example:** A producer has 100 acres of rye for grain with NAP coverage, with 50 acres determined to be native sod and 50 acres are non-native sod. The producer reports 3,000 bu. of production on the entire 100 acres because it was commingled at harvest.

Step	Action	Calculation
1	Determine the proration by dividing the total acres by the applicable determined native sod acres.	$100 \div 50 = 2$
2	Determine native sod production by dividing total production by the result of step 1.	$3,000 \div 2 = 1,500$
3	Determine non-native sod production by subtracting the result of step 2 from the total production.	$3,000 - 1,500 = 1,500$

## 379 Native Sod Acreage (Continued)

**H Adverse Determinations**

It is a COC determination if the acreage is native sod or if the producer substantiations in subparagraph C apply.

**Note:** If the substantiations do not apply, the acreage is determined as “native sod”.

Any year a producer participates in NAP on acreage determined native sod, reconsideration must be offered. Some reconsiderations a producer may request are if:

- the acreage report correctly reflects where the NAP \* \* \* crop is planted resulting in application of native sod provisions
- the substantiations in subparagraph C resulting in a native sod determination were fully considered
- de minimis provisions in subparagraph F should have applied
- \*--4 years of cropping have been met according to subparagraph D, removing the native sod designation (breaking dates of February 8, 2014, through December 20, 2018)
- 4 years of NAP restrictions have applied or it is beyond 10 years from the breaking date (breaking dates after December 20, 2018).--\*

See 1-APP on offering reconsideration of the adverse determination any year the more restrictive native sod provisions apply to NAP acreage.

**Note:** The determination that acreage is native sod acreage on which a crop was grown during a specific year is not an adverse determination, unless the more restrictive sod provisions are applied to NAP acreage.

**380 SNAPP for Ineligible Crop Acreage, Honeybee Colonies, and Tree Taps****A Overview**

SNAPP is a web-based application that will be used to maintain ineligible crop acreage, honeybee colonies, and tree taps. For NAP, ineligible crop acreage, honeybee colonies, and \*--tree taps will be entered in SNAPP for the applicable crop year and will impact the following by omitting any ineligible acreage from the calculation of:

- approved yield
- contract marketing percentage
- payment
- premium
- yield guarantee for summary of coverage.

**Note:** Any ineligible acres entered in SNAPP must be excluded when calculating assigned production.

**B Entering Crop Acreage, Honeybee Colonies, and Tree Taps Into SNAPP**

Beginning with crop year 2015, crop acreage, honeybee colonies, and tree taps for which an application for coverage is filed and subsequently deemed ineligible, according to paragraph 53, must be entered into SNAPP immediately upon FSA-578 certification and determination of ineligibility by COC. A photocopy of the map that identifies the crop acreage deemed ineligible must be maintained in the producer's NAP folder and provided to LA before any field inspections or appraisals.--\*

**Notes:** SNAPP is applicable to grazed forage crops.

SNAPP is **not** applicable for value loss crops.

\*--See 3-NAP for information for any calculations that take SNAPP into consideration.

The following are scenarios that may be applicable to SNAPP:

- first year seeding of perennial forage
- acreage that was found to currently not be under agricultural production
- if the administrative county administers a producer's land that is multi-county, and the crop is insured in 1 county but not the other
- immature trees.

See 3-NAP, subparagraphs 176 F and 177 E.--\*

**380 SNAPP for Ineligible Crop Acreage, Honeybee Colonies, and Tree Taps (Continued)****C Accessing SNAPP**

See 3-NAP, Part 3, Section 8 for SNAPP.

**\*--D Examples of Applicable SNAPP Scenarios**

- Example 1:** Producer A has coverage on Mixed Forage (IGS) and certified 500 acres of Mixed Forage (IGS) intended for FG on their 2024 FSA-578. Of those 500 acres, 250 acres were planted in the spring of 2024. These 250 acres are not eligible (according to subparagraph 53 A) for NAP coverage for any intended use in 2024 and are loaded into SNAPP.
- Example 2:** Producer A from example 1 has coverage on Mixed Forage (IGS) and certified 500 acres of Mixed Forage (IGS) intended for FG on their 2025 FSA-578. A growing season inspection is completed in the spring by LA to determine whether an adequate stand is present in the subsequent year after first seeding the crop in 2024. Upon reviewing LA's findings, COC determines an adequate stand is not present on 250 acres, and the acreage is not eligible for NAP coverage in 2025 for any intended use. As a result, the 250 acres of Mixed Forage (IGS) are loaded into SNAPP in 2025.
- Example 4:** FCIC covers irrigated corn (YEL) intended for GR in County A but does not cover nonirrigated corn (YEL). The State has an approved DAFP exception to allow NAP coverage on the nonirrigated crop and exclude the insured practice from the pay group according to subparagraph 53 B. Because the nonirrigated and irrigated acreage are on the same unit and in the same pay group, the insured irrigated corn intended for grain must be entered in SNAPP because it is not eligible for NAP because of the availability of crop insurance.--\*

**380 SNAPP for Ineligible Crop Acreage, Honeybee Colonies, and Tree Taps (Continued)****\*--D Examples of Applicable SNAPP Scenarios (Continued)**

**Example 5:** County C administers land for Producer Z that is physically located in County C and County D that is all on 1 unit. Producer Z has planted nonirrigated corn (YEL) for grain in both counties. FCIC covers nonirrigated corn (YEL) physically located in County D, but does not cover nonirrigated corn (YEL) in County C. Producer Z has NAP coverage on the nonirrigated corn (YEL) in County C. The insured acreage in County D must be loaded into SNAPP because the acreage is not eligible for NAP.

**Example 6:** Producer E has acreage leased from Landowner A for 2023. Producer E subleases the acreage to Producer F. Producer F has NAP coverage on Mixed Forage (IGS) intended for grazing for 2023. Upon COC reviewing the lease agreement, COC determined Producer F does not have risk in the acreage because the lease agreement between Landowner A and Producer E does not allow the acreage to be subleased. As a result, the acreage must be loaded in SNAPP to exclude it from NAP eligibility.

**Note:** For instructions and examples of SNAPP entries for honeybee colonies, see paragraph 976.--\*

**381-399 (Reserved)**



**Part 7 Yields**

**Section 1 General Provisions**

**400 Overview**

**A Purpose**

The purpose of this part is to:

- explain NAP approved yield procedure
- identify rules that apply to NAP yields
- provide instructions for calculating NAP approved yields.

**B Objective of NAP Yields**

NAP yield determination methods:

- provide flexibility in the initial year of coverage for producers who are unable to provide acceptable records
- provide a sound basis for determining a producer's expected production of a crop
- safeguard the integrity of NAP.

## 400 Overview (Continued)

**C Summary of Basic APH Procedure**

Approved yields:

- are calculated by a producer's unit, **not** by individual or entity
- for producers who:
  - do **not** have records of past production, are limited to 65 percent of the applicable T-yield the first year the producer and crop are considered for NAP eligibility
  - are able to provide acceptable records of production for 1 to 3 years of actual yields, will be calculated using a combination of variable T-yields and actual yields
  - are new producers of a crop, may have an approved yield calculated based on unadjusted T-yields or a combination of unadjusted T-yields and actual yields.

Producers who report NAP crop acreage are responsible for reporting production for all crops selected on CCC-471, according to the:

- requirements of:
  - 7 CFR Part 1437.7
  - Unit acreage certification provisions, paragraph 375
  - Provisions for handling crops produced for different Intended uses, paragraph 202
- instructions in Part 9.

**Exception:** Approved yields and APH are **not** applicable to value loss crops and grazed forage. See Part 12 for:

- grazed forage
- value loss crops.

## 400 Overview (Continued)

**D Approved Yield Requirement**

After an approved yield is established, County Offices **must** calculate approved yields for each year a crop is on CCC-471. This will be done:

- in the system
- when the necessary information is provided by the producer, such as when acreage is reported and production is submitted according to Part 9.

**Exception:** Approved yields are **not** applicable to:

- value loss crops
- grazed forage.

After a producer has had NAP coverage on a crop, the approved yield **must** be updated annually. CCC-452 will be used for each year the crop was **not** covered by NAP to determine the acres, production, yield, yield type, and approved yield for the noncovered years.

## 400 Overview (Continued)

**D Approved Yield Requirement (Continued)**

**Example:** Producer:

- \*--had coverage on “cucumbers/COM/FH/IR/01” in 2021
- did **not** have coverage in 2022, but did grow the crop
- obtained coverage for 2023.

An approved yield is **required** for 2023; however, CCC-452 **must** be completed for 2022 **before** an approved yield can be established for 2023. Because the producer had NAP coverage in 2021, the 2021 production was **required** to be reported by the applicable production reporting date. CCC-452 is **required** for 2022, even though the producer did **not** have 2022 NAP coverage on cucumbers. The 2023 approved yield will be based on data included on CCC-452 that may include acreage and production provided for 2022, based on applicable rules.

**Note:** If the producer fails to provide a 2021 or 2022 production report by the--\* applicable production reporting date, follow the applicable rules in this part for determining the yield and yield type for the missing years.

## 400 Overview (Continued)

**E Completing CCC-452's**

CCC-452 is used by a producer to certify production history that will be used to establish an approved yield. The producer must report production by the deadline established in subparagraph 601 A. When a producer wants to revise an approved yield, the APH database shall be revised according to paragraph 408.

APH must be updated and approved yields must be completed by County Office personnel as soon as a producer provides the production report; but no later than 30 calendar days after the production report on CCC-452 is certified. Only in times of high workload should the approved yield be completed by County Office personnel at a date later than the day the producer certifies the production, but no later than 30 calendar days after the production is certified on manual CCC-452. A manual CCC-452 shall only be used in instances where an approved yield cannot be calculated electronically and must be loaded within 15 workdays after the software becomes available.

County Office personnel accepting production records and placing them in a folder does **not** satisfy the requirements of the producer's certification of a production report nor the calculation of an approved yield.

All CCC-452's that contain production **must** be signed by the producer according to subparagraph F. By signing the CCC-452, the producer certifies the production for the APH year is complete and accurate.

Any production provided on CCC-576, page 2, or CCC-576-1 when permitted according to subparagraph 675 A, signed by the producer for a crop in the most recent historical year satisfies the requirement of a producer signature on CCC-452 for the current crop year.

**\*--Example:** Producer signed CCC-576, page 2, for 2022 production. That production value is used for the 2022 historical production for the 2023 approved yield. Producer--\* signature on CCC-452 is not required. See subparagraph F.

Approved yields are determined by COC on behalf of FSA. COC may delegate signature authority according to Exhibit 1. COC representative's signature indicates that the approved yield has been calculated according to all the provisions of 1-NAP (Rev. 2), Part 7.

See subparagraph F when the producer:

- is not participating in NAP for the year
- does not provide a production report according to paragraph 601
- does not sign CCC-452.

## 400 Overview (Continued)

**\*--F Completing the CCC-452 signatures**

If a producer has NAP coverage, the producer must provide actual production to calculate an approved yield. The County Office shall follow 1-NAP (Rev. 2) Part 7 and CCC-452 must be entered into the software according to 3-NAP.

The following table provides instructions for completing the approved yield, dependent on whether or not a producer signs the CCC-452.

<b>WHEN the producer...</b>	<b>THEN...</b>
completes and signs the CCC-452 timely	<p>actual production must be entered into the system according to 3-NAP.</p> <p>enter the producer's signature method and date after the producer signs CCC-452.</p> <p>enter COC representative signature date after the representative signs CCC-452.</p> <p><b>Note:</b> When the CCC-452 is not completed and signed by the producer by the production reporting deadline, follow subparagraph 602 B.</p>
signs CCC-576, page 2, or CCC-576-1 according to subparagraph 675 A, for a crop in the most recent historical year and did not sign CCC-452	<p>actual production from the eligible acres used to complete the application for payment, not including COC assignments or adjustment for that previous crop year, will be the production report entered into the system according to 3-NAP, Part 3, Section 6 for that year.</p> <p>enter the producer's signature method as "Signature on CCC-576" and the CCC-576 or CCC-576-1 producer signature date for the producer signature date.</p> <p>enter the COC representative signature date after the representative signs CCC-452.</p>

--\*

## 400 Overview (Continued)

**F Completing the CCC-452 Signatures**

<b>WHEN the producer...</b>	<b>THEN...</b>
<p>does not sign the CCC-452</p> <p><b>Note:</b> The reason a producer does not sign the CCC-452 could be, but is not limited to, any of the following:</p> <ul style="list-style-type: none"> <li>• refused to sign CCC-452</li> <li>• reported production but does not sign or return a signed CCC-452</li> <li>• did not provide a production report</li> <li>• did not file a NAP application for payment for the crop in the previous crop year</li> <li>• did not participate in NAP for the previous crop year</li> </ul>	<p>the production reported without a signed certification on CCC-576, CCC-576-1, or CCC-452 must be removed from the system if it was previously entered.</p> <p>follow 3-NAP, Part 3, Section 6 to update the acreage and/or production information according to Part 7.</p> <p>follow 3-NAP, Part 3, Section 6 to enter the producer's signature method as "Refuse to sign" or "No signature on CCC-452", as applicable.* * *</p> <p>COC representative must sign and date the CCC-452 after the approved yield is established based on rules in Part 7.</p> <p>enter the COC representative signature date after the representative signs the CCC-452.</p>

**Examples:** The NAP producer has coverage and acreage of the crop for the current crop year but failed to provide a production report for the previous crop year. FSA will assign a yield (yield type P or O) for the previous crop year according to paragraph 404 or 405. The applicable assigned or zero credited yield will be used for that production history year and for any future approved yield calculations, unless the producer provides production records for the year and signs a CCC-452.

The NAP producer has coverage and acreage of the crop for the current crop year and has a signed CCC-576 Application for Payment or CCC-576-1 on file and did not complete CCC-452 for a crop in the most recent historical year. The actual production from the CCC-576 or CCC-576-1 will be entered into the software.

**Note:** County Office personnel shall run the unsigned CCC-452 report monthly, according to 3-NAP, Part 3, Section 6. APH's must be updated and approved yields must be completed by County Office personnel, no later than 30 calendar days after the production deadline.

## 401 Types of Yields

## A NAP Yields

Definitions of all types of yields are provided in this table.

Type of Yield	Usage and Meaning	References
Actual Yield: “A”	Total amount of harvested and appraised production on a per-acre or other basis, as applicable.	Paragraph 403
Added Practice, Type, Intended Use, Planting Period, or New Unit: “C”	Yield equal to 80, 90, or 100 percent of the T-yield for any crop year for units that qualify for the “added practice, type, intended use, planting period, or New Unit” rule.	Subparagraph 479 E
Approved Yield	APH-calculated yield approved by CCC for making NAP payments.  The yield represents a unit’s expected production on a per-acre or other basis, as applicable.	Paragraph 402
Assigned Yield: “P”	A 1-time yield assigned for a crop year in the base period for which the producer does <b>not</b> file an acceptable production report by the applicable production reporting date.  The yield is equal to 75 percent of the prior year approved yield for the crop year in which a report of production was <b>not</b> provided or acceptable.  A producer can have <b>only</b> 1 assigned yield in an APH base period.	Paragraph 404
Bypass Year: “B”	APH database “Yield Type” indicator of “B”, *--indicating a year the producer did not obtain NAP coverage for the crop and did not file an acreage report or does not file an acceptable production report. It is <b>not</b> considered an--* actual or T-yield.  * * *	Subparagraph 475 C
County-Expected Yield	Amount of average production potential of the crop, type in the county, by practice and intended use, on a per-acre or other basis, as applicable.	Paragraph 276



## 401 Types of Yields (Continued)

## A NAP Yields (Continued)

Type of Yield	Usage and Meaning	References
Disaster Yield	Unit's total amount of harvested, appraised, and assigned production (net production) on a per-acre or other basis, as applicable.	Paragraph 609
New Producer: "I"	Yield equal to 100 percent of the T-yield for units that qualify for the "new producer" rule.	Paragraphs 477
Replacement Yield: "R"	Yield equal to 65 percent of the T-yield that may replace an actual or appraised yield any year in the base period when the actual or appraised yield is less than 65 percent of the T-yield because of a natural disaster.	Subparagraph 403 B
Substitute Yield: "U"	For producers who previously participated in NAP, before the Agricultural Risk Protection Act, 2000, 65 percent of the T-yield was substituted 1 time for all assigned or zero credited yields in the APH database for any year before the first year of NAP participation after 2000.	Paragraph 406
Substitute Yield: "V"	*--For producers who participated in NAP before the Agricultural Act of 2014, 65 percent of the T-yield will be substituted 1 time for an assigned yield, if the assigned yield is less than 65 percent of the T-yield, and all zero credited yields in the APH database for any year before the first year of NAP participation after 2014. An assigned yield and at least 1 zero credited yield <b>must</b> be in the database for substitution to be applicable.--*	Paragraph 406
T-Yield	Estimated yield equal to the county-expected yield used to calculate individual producer-approved yields, when less than 4 consecutive years of production records are available.	Paragraph 407

## 401 Types of Yields (Continued)

## A NAP Yields (Continued)

Type of Yield	Usage and Meaning	References
Zero Acres Planted: "Z"	A year in the APH database indicating an *--acreage report of zero acres planted which does <b>not</b> break continuity in averaging years for approved yield.--*	Subparagraph 475 D
Zero Credited Yield: "O"	A yield in the APH database indicating that CCC-471 was filed, COC has assigned a yield in a previous year, and any of the following apply: <ul style="list-style-type: none"> <li>• no acreage report was filed</li> <li>• no production report was filed</li> <li>• if acreage is increased by more than 100 percent over any year in the preceding 7 crop years, or if acreage of the crop has increased significantly from the previous crop years, <b>unless</b> exceptions apply.</li> </ul>	Paragraph 405
65 Percent of the T-Yield: "S"	A yield equal to 65 percent of the T-yield when acres and production are left blank and there are no actual yields in the database. The unit is eligible for up to 4 years of 65 percent of the T-yield.	Paragraph 402
80 Percent of the T-Yield: "E"	A yield equal to 80 percent of the T-yield when acres and production are left blank and there is 1 actual yield in the database. The unit is eligible for up to 3 years of 80 percent of the T-yield.	Paragraph 402
90 Percent of the T-Yield: "N"	A yield equal to 90 percent of the T-yield when acres and production are left blank and there are 2 years of actual yields in the database. The unit is eligible for up to 2 years of 90 percent of the T-yield.	Paragraph 402
100 Percent of the T-Yield: "T"	A yield equal to 100 percent of the T-yield when acres and production are left blank and there are 3 years of actual yields in the database. The unit is eligible for 1 year of 100 percent of the T-yield.	Paragraph 402

## 402 Approved Yields

## A Background

Approved yields for producers will be determined using APH of **not** less than 4 previous consecutive crop years and **not** more than 10 consecutive crop years with the exception of apples and peaches that is based on a maximum of 5 consecutive years.

Producers do **not** have the option of having an approved yield calculated based on a T-yield or records of production for previous crop years. The approved yield will be calculated based on records if acceptable records for the crop are available. After acreage and production are certified, they will remain in the producer's database for approved yield purposes.

Approved yields are an average of APH yields, which can include actual yields, replacement yields, assigned yield, zero credited yields, substitute yields, and T-yields. At least 4 and up to 5 or 10 consecutive crop years, as applicable, of these types of yields **must** exist in the APH base period.


If the previous year's approved yield database includes the maximum number of years, the oldest year in the database that does **not** have an actual or assigned yield is dropped and the most recent historical year is added.

The yield type of "B" or "Z" must be removed from the database when the maximum number of years exist in the database.

**Note:** Yield types "B" and "Z" stay in the database until 10 years (or 5 years for apples and peaches) of actual, replacement, assigned, zero credited, and/or substitute yields exist.

**\*--Example:** The 2022 approved yield was established based on crop years 2012 through 2021. Upon rollover for the 2023 approved yield, 2020, yield type Z, was removed to allow 2022 to be added.

2012 is the earliest year the producer has acres and production

2022 Approved Yield			2023 Approved Yield	
Year	Yield Type		Year	Yield Type
2021	Z		2022	A
2020	Z		2021	Z
2019	A		2019	A
2018	A		2018	A
2017	A		2017	A
2016	A		2016	A
2015	A		2015	A
2014	A		2014	A
2013	A		2013	A
2012	A		2012	A

--\*

## 402 Approved Yields

### B Base Period

The base period for APH crops is a maximum of ten APH crop years, **not** calendar years, immediately preceding the crop year for which an approved yield is calculated.

For APH database purposes, APH crop year does **not** include any year that the crop was any of the following:

- **not** planted
- prevented from being planted
- for any APH crop year after an initial approved yield is calculated, **not** reported as planted or prevented from being planted
- **not** included on a CCC-471 and acreage is **not** reported and production is **not** provided.

**Exceptions:** The base period for:

- apples and peaches is a maximum of the 5 most recent APH crop years
- crops with a lag year, such as Arizona and California citrus, macadamia nuts, sugarcane, and Texas citrus fruit, begins with the 2013 APH crop year for crop year 2015.

### C Calculating Approved Yield

The approved yield established for the producer is equal to the average of the yields included in the APH database that include:

- actual yields (A) certified by the producer
- assigned yields (P) determined by COC according to paragraph 404
- replacement yield (R) according to paragraph 403
- substitute yield (V) according to paragraph 406
- T-yields established according to paragraph 407
- zero credited yield (O) according to paragraph 405.

An approved yield is based on consecutive years of production records, **not** to exceed ten APH crop years. A T-yield is used in the approved yield calculation when less than 4 consecutive crop years of actual, assigned, or zero credited yields are available.

**Note:** Apples and peaches have a maximum of 5 years of history.

## 402 Approved Yields (Continued)

**C Calculating Approved Yield (Continued)**

The basic formula for calculating the percentage of the T-yield for approved yields is according to this table.

<b>IF...</b>	<b>THEN calculate the current year approved yield based on the simple average of...</b>
producer certifies production records or has any combination of actual, replacement, zero credited, substitute, or assigned yields for 4 through 10 years	those yield years.
producer certifies production records for 3 years and there are no zero credited, substitute, or assigned yields in the APH database	the 3 yield years plus 100 percent of the applicable T-yield for the missing year.
producer certifies production records for 2 years and there are no zero credited, substitute, or assigned yields in the APH database	the 2 yield years plus 90 percent of the applicable T-yield for the missing years.
producer certifies production records for 1 year and there are no zero credited, substitute, or assigned yields in the APH database	the 1 yield year plus 80 percent of the applicable T-yield for the 3 missing years.
there has <b>not</b> previously been an approved yield calculated and there are no production records	65 percent of the applicable T-yield for each of the missing years.  <b>Note:</b> Use 100 percent of applicable T-yield for each of the missing years for new producers according to paragraph 477.

**Notes:** An assigned, zero credited, or substitute yield will **not** be considered derived from producer-certified production records for the purpose of attaining a higher percentage of T-yield.

An assigned, zero credited, or substitute yield **is** included when determining the \*--number of years with yield data. However, these yields are **not** counted when determining the percentage of T-yield to use to complete the minimum 4 years of data.

**Example:** A producer has 2 years of yield data consisting of 1 assigned yield and 1 year of actual yield derived from producer certified production records. Therefore, the current year approved yield will be based on these 2 years of yield data (1 assigned yield and 1 actual yield) and 80 percent of the applicable T for the missing 2 yield years. Eighty percent of the applicable T is used because the producer has reported only 1 year of producer certified records resulting in 1 year of actual yield in the database.--\*

## 402 Approved Yields (Continued)

**D Special Considerations for Approved Yield Calculations**

To establish an approved yield for a producer, consideration **must** be made for each of the following according to Section 2:

- continuity or breaks therein
- new producer
- center pivot irrigation system
- succession-in-interest eligibility
- yield limitations, including cups
- \*--added land, practice, type, intended use, planting period and units--\*

\* \* \*

- combining and dividing APH databases
- NAP crops produced on acreage previously determined native sod (applicable to Iowa, Minnesota, Montana, Nebraska, North Dakota, and South Dakota, including land from these States administered in counties contiguous to these States)
- organic and transitional crops
- multiple market crops
- crops with only one type available on NCT and original type has been removed and replaced with several new types of the crop. State Offices need to approve the new crop type records on the NCT before County Office access, according to 3-NAP, Part 2.

**E Manually Calculating Approved Yields**

If approved yields **cannot** be calculated using the NAP automated system, a manual calculation may be completed using CCC-452.

\* \* \*

## 403 Actual and Replacement Yields

### A Actual Yields

Actual yields are used in the APH base period to compute approved yields for a unit. Actual yields are used for each year in the APH base period for which both acreage and production are certified for the crop and unit.

Use this table to calculate actual yields.

Step	Action
1	Add the total harvested and appraised production of the unit's crop for which the producer has provided a certification that can be supported by an acceptable record.  <b>Note:</b> If the unit has both reported and determined production, use determined *--production. <b>Do not include production for ineligible acres.--*</b>
2	Total the certified planted acreage of the crop in the unit.  <b>Note:</b> If the unit has both reported and determined acreage, use determined acreage.
3	Divide step 1 by step 2. The result is the unit's actual yield.

### B Using Replacement Yield

A replacement yield may be recorded in the unit's APH database period for the crop when an actual or appraised yield is less than 65 percent of the T-yield because of a natural disaster.

**Note:** See paragraph 51 for eligible causes of loss.

For producers who file an approved notice of loss, the replacement yield for that crop may be updated. Producers who did **not** file an approved notice of loss **must** request using a replacement yield, in writing, from COC. The replacement yield **must**:

- be equal to 65 percent of the T-yield
- replace any actual or appraised yield that is less than 65 percent of the T-yield
- be determined annually based on the current year's T-yield.

**Note:** A replacement yield **cannot** be used in the APH database period to replace an assigned or zero credited yield.

## 404 Assigned Yields

## A Background

After an initial approved yield is calculated for any crop year, COC will assign a yield for the earliest crop year in the APH base period for which the producer does **not** file a production report according to paragraph 602 or reported production is **not** acceptable.

Producers can **only** have 1 assigned yield in the APH database per crop per unit.

**Note:** A producer **cannot** receive another assigned yield in a subsequent year unless acceptable production records are provided for the missing year or the applicable 1-time option of using substitute yields has been taken. If a producer previously received an assigned yield for which acceptable production records have **not** been provided and fails to provide acceptable production records, a zero credited yield will be used in the APH base period.

An assigned yield:

- will be 75 percent of the producer's approved yield for the crop year in which a report of production is **not** provided

**Example:** In establishing an approved yield for 2015, review the previous APH years. A crop unit has a 2014 approved yield of 100 units per acre. The producer certifies 2014 crop acreage and has NAP coverage for the crop. The producer does **not** certify production for the 2014 crop acreage. To establish the 2015 approved yield, the unit will have an assigned yield of 75 (equal to 75 percent of the 2014 approved yield) entered in the APH database for the 2014 APH crop year.

- is **not** recalculated each year
- remains in the database for the entire base period.

\*--An assigned yield will be recorded in the unit's APH database in the following scenarios.

For historical years 2001 – 2013.

Previous Approved Yield	CCC-471	FSA-578	Production Reported
Yes	Yes	Yes	No
Yes	Yes	No	No
Yes	No	Yes	No

For historical year 2014 and subsequent years.

Previous Approved Yield	CCC-471	FSA-578	Production Reported
Yes	Yes	Yes	No
Yes	Yes	No	No

--\*

**Note:** An assigned yield (yield type "P") must be in a year earlier than a zero credited yield (yield type "O").



**404 Assigned Yields (Continued)****B Using Assigned Yields**

When calculating an approved yield, the assigned yield is:

- used as the APH database yield in the year for which assigned
- **not** considered a yield based on a certified production record when determining the percentage of a T-yield according to paragraph 402.

An assigned yield may **not** be used in place of a production report in the disaster year for which a NAP payment is requested.

**C Substituting Assigned Yields**

An assigned yield may be substituted in the APH database by an actual yield if an acceptable record of production is provided.

**Note:** See paragraph 408 for determining when the revision in the APH database takes effect.

A substitution of an assigned yield may have been made according to paragraph 406 during the first crop year after 2000 that a producer on the unit filed CCC-471 for the crop.

A 1-time substitution of an assigned yield will be made according to paragraph 406 during the first crop year after 2014 that any producer on the unit files CCC-471 for the crop.

## 405 Zero Credited Yields

### A Using Zero Credited Yields

A zero credited yield will be recorded in the unit's APH database period for the crop if COC has, for a previous crop year within the APH database period, assigned a yield according to paragraph 404, and any the following apply:

- CCC-471 was filed, but the producer does **not** file an acreage report

**Note:** If, in this same situation, the producer does **not** have an assigned yield, follow paragraph 404 and apply 75 percent of the producer's prior year approved yield for the missing year of acreage or production.

- CCC-471 was filed, but the producer does **not** file a production report according to paragraph 602
- the acreage of the crop in the administrative county for the crop year has increased more than 100 percent over any year in the preceding 7 crop years, or increased significantly from the previous crop years, as determined by COC according to subparagraph 409 A.

**Note:** See subparagraph 409 B for exceptions.

### B Replacing Zero Credited Yields

A zero credited yield may be replaced in the APH database by an actual yield if an acceptable record of production is provided.

**Note:** See paragraph 408 for determining when the revision in the APH database takes effect.

A substitution of a zero credited yield may have been made according to paragraph 406 during the first crop year after 2000 that a producer filed CCC-471 for the crop.

A 1-time substitution of an assigned yield will be made according to paragraph 406 during the first crop year after 2014 that any producer on the unit files CCC-471 for the crop.

## 406 Substitute Yields

### A Background

An approved yield is established whenever a producer applies for NAP. Before the Agricultural Risk Protection Act of 2000, producers were **not required** to pay a service fee for NAP protection and may have failed to report production to maintain the APH database. To allow all NAP participants to have an equitable yield after the implementation of the Agricultural Risk Protection Act of 2000, a yield equal to 65 percent of the T-yield was substituted for assigned or zero credited yields established for any years before the first year of NAP participation after 2000. This substitute yield will be reflected with a “Yield Type” indicator of “U” in the APH database.

The Agricultural Act of 2014 provides the opportunity for producers to obtain higher levels of NAP coverage. To allow all NAP participants to have an equitable yield after implementation of the Agricultural Act of 2014, a yield equal to 65 percent of the T-yield will be substituted for assigned yields and zero credited yields established for any years before the first year of NAP participation after 2014. This substitute yield will be reflected with a “Yield Type” indicator of “V” in the APH database.

### B Using Substitute Yields for 2014 and Prior Year NAP Participation

If an approved yield was calculated before 2001, but production data was **not** filed in subsequent years, a 1-time substitution of 65 percent of the T-yield was made for all years for which an assigned or zero credited yield was included in the APH database. The 1-time substitution was made during the first crop year after 2000 that any producer on the unit filed CCC-471 for the crop.

For all years in which a substitute yield was applicable before 2015, the substitute yield was based on the T-yield for the year when the substitution was taken, **not** the T-yield for the APH crop year from the database.

The “U” substitute yield:

- was **not** recalculated each year
- remains in the database for the entire base period.

**\*--Note:** Yield type “U” is not applicable to certified or transitional organic crops. Certified or transitional organic crops began using acreage in the 2015 crop year.--\*

## 406 Substitute Yields (Continued)

**C Using Substitute Yields for 2015 and Future Year NAP Participation**

If an approved yield was calculated before 2015, but production data was **not** filed in subsequent years, a 1-time substitute of 65 percent of the T-yield will be made for:

- all historical years for which the zero credited yield is included in the APH database
- assigned yield, if the assigned yield is less than 65 percent of the T-yield.

**Note:** An assigned yield and at least 1 zero credited yield must be in the database for substitution to be applicable.

The 1-time substitution will be made during the first crop year after 2014 that any producer on the unit files CCC-471 for the crop.

For all historical years in the APH database for which a substitute yield is applicable, the substitute yield will be based on the T-yield for the year when the substitution was taken, **not** the T-yield for the APH crop year from the database.

A “V” substitute yield established for NAP participation after 2014:

- is **not** recalculated each year
- remains in the database for the entire base period.

**Example:** Joe received a NAP payment in 1999. Joe did **not** participate in NAP again until 2007 and provided acreage and production reports for 2007, 2008, and 2009. Joe participates in NAP for the next time in 2015.

APH Year	2015 Approved Yield APH Database	2015 Approved Yield APH Database after New Substitute Yield
2014	Zero Credited Yield	“V” Substitute Yield
2013	Zero Credited Yield	“V” Substitute Yield
2012	Zero Credited Yield	“V” Substitute Yield
2011	Zero Credited Yield	“V” Substitute Yield
2010	Assigned Yield	“V” Substitute Yield
2009	Actual Yield	Actual Yield
2008	Actual Yield	Actual Yield
2007	Actual Yield	Actual Yield
2006	“U” Substitute Yield	“U” Substitute Yield
2005	“U” Substitute Yield	“U” Substitute Yield

**Notes:** Any previously established substitute “Yield Type” indicator of “U” remains in the database.

The yield established as a substitute “Yield Type” indicator of “V” will remain at that yield value for the entire base period. For example, if the substitute yield is established at 65, the substitute yield of 65 will remain in the database irrespective of changes in the T-yield each year.

\*--Yield type “V” is not applicable to certified or transitional organic approved yields.--\*

**406 Substitute Yields (Continued)****D Exceptions**

A substitute yield is either not applicable or will not be used for 2015 and subsequent year NAP participation:

- when an assigned yield is greater than 65 percent of the T-yield
- when an acceptable record of production is provided that is higher than 65 percent of the T-yield. The actual production will be used for the applicable year
- for native sod
- \*--for certified or transitional organic crops.--\*

## 407 T-Yields

**A Using T-Yields**

A T-yield is an estimated yield for certain crops used to calculate an individual producer's approved yield when less than 4 consecutive crop years of actual, assigned, replacement, substitute, or zero credited yields, as applicable, are available.

**B Basis of T-Yields**

T-yields are equal to county-expected yields for the type or variety of crop for the year in which an approved yield is being calculated.

**Note:** If land in the unit is physically located in more than 1 county, the T-yield for the administrative county will be used.

**C T-Yield Adjustments**

\*--COC will reduce T-yields for individual units when it is determined that an unadjusted T-yield does **not** accurately reflect the productive capability of specific crop acreage. The reduction will be completed after the producer completes Part F on a manual CCC-452 (Exhibit 41). Never reduce the producer actual production, only reduce the T-yield in the approved yield database. T-yield reductions are authorized for, but **not** limited to:--\*

- acreage cultivated or farmed in manner inconsistent with the practices for which the basis for the T-yield was established

**Example:** A county-expected yield is the basis for a crop's T-yield. The county-expected yield is based on irrigation. There is **not** an approved county-expected yield established for nonirrigation. COC will reduce the T-yield by a factor to account for nonirrigation before performing an approved yield calculation.

- acreage located on land **not** indicative of land used as a basis for the T-yield, or land that is prone to damage from a specific natural disaster

**Example:** Crop acreage is seeded within a 5-year flood plain. COC applies a T-yield reduction factor of 20 percent to account for the probability of damage from flood.

- acreage that is located on land identified by RMA as high risk or unrated
- immature orchards or vineyards, or sparsely populated orchard crop acreage based on normal spacing according to paragraph 502.

**Note:** Yield reduction charts used for insurance purposes may be considered when making **required** T-yield adjustments.

## 408 Revising Approved Yields

### A Revising Databases

Producers may replace assigned yields, zero credited yields, substitute yields, T-yields, or bypass year indicators as follows:

- assigned yields, zero credited yields, substitute yields, and T-yields may be replaced in the database by providing an acceptable certification on CCC-452, when available, and a record of production for that year
- bypass year indicator may be replaced in the database, if both of the following apply:
  - a late-filed acreage report is submitted and approved according to 2-CP
  - producer submits an acceptable certification on CCC-452, when available, and a record of production for that year.

### B Effective Date

The effective date of the revised approved yield, based on the revised database, is determined as follows:

- if production records are received by the applicable production reporting date of the latest year applicable to the APH database, the approved yield may be revised for the current year
- if production records are **not** received by the applicable production reporting date of the latest year applicable to the APH database, the approved yield calculations may be revised for the subsequent year.

**\*--Example:** The producer has a 2022 approved yield that is based on a database which contains an assigned yield. The producer has submitted production records to replace the assigned yield after the 2021 production reporting date. The approved yield will **not** be recalculated until 2023.--\*

**409 Prohibiting Assigned Yields in Certain County Offices****A Documentation**

Producers **must** provide detailed documentation of acres planted and the yield for the crop year for which benefits are being claimed, if either of the following occurs:

- sufficient data are available to demonstrate that the acreage of a crop in a county for the crop year has increased by more than 100 percent over any year in the preceding 7 crop years
- data are **not** available, but the acreage of the crop in the county has increased significantly from the previous crop years, as determined by COC.

If COC determines that the documentation provided is **not** sufficient, COC may require documenting proof that the crop, had the crop been harvested, could have been marketed at a reasonable price.

**B Exceptions**

Except as provided in this subparagraph, a producer, who produces a crop on a farm located in a county described in subparagraph A, may **not** obtain an assigned yield.

**Exception:** A crop or producer is **not** subject to this subparagraph if either of the following occurs:

- the planted acreage of the producer for the crop has been inspected by a third party acceptable to COC
- COC and STC recommend an exemption from the requirement to DAFP, and DAFP approves the recommendation.

**Note:** Justification **must** be submitted for any request for an exemption.

**410-474 (Reserved)**



**Section 2 Special Considerations and Provisions****475 Continuity****A Continuity of Records**

Continuity of records is **required** when calculating an approved yield. The records **must** be consecutive, without any breaks.

**B Initial Yield Establishment**

A break in continuity **must** be considered when COC is calculating an approved yield for the first time.

A break in continuity occurs if both of the follow apply:

- there are no acceptable records, either certified by the producer or from disaster records for a previous year in the APH base period
- an approved yield has never before been calculated.

The initial approved yield will be calculated without regard to acceptable records before the break in continuity.

## 475 Continuity (Continued)

**B Initial Yield Establishment (Continued)**

When calculating an approved yield for the first time, continuity is **not** interrupted if, in any APH crop year, the crop was **not** any of the following:

- planted
- produced because of an eligible disaster condition
- reported as planted or prevented.

**\*--Example 1:** For the 2022 crop year, COC is calculating an approved yield of a specific--\* crop for a producer. The crop does **not** have a previous crop year approved yield calculated. The producer had previously reported acreage of the specific crop; however, the producer had **not** certified production and was unable to \*--produce acceptable records to support a certification of production for the 2020 crop year.

A break in continuity has occurred with the 2013 crop year, displayed in this table.

Year	Situation
2021	<ul style="list-style-type: none"> <li>• 100 acres planted.</li> <li>• Producer certifies acreage and production.</li> </ul>
2020	<ul style="list-style-type: none"> <li>• 100 acres planted.</li> <li>• Producer did <b>not</b> certify production and was unable to produce acceptable records to support a certification of production.</li> </ul>
2019	No acreage is planted.
2018	<ul style="list-style-type: none"> <li>• 100 acres planted.</li> <li>• Disaster records available.</li> </ul>
2017	<ul style="list-style-type: none"> <li>• 100 acres planted.</li> <li>• Disaster records available.</li> </ul>

Production records for the crop years before 2021 **cannot** be used in the calculation of an approved yield for the 2022 crop year.

Therefore, the 2022 approved yield is calculated based on a simple average of crop year 2021 actual APH yield and 3 years of 80 percent T-yield for 2020, 2019, and 2018.--\*

## 475 Continuity (Continued)

**B Initial Yield Establishment (Continued)**

**Example 2:** For the 2015 crop year, COC is calculating an approved yield of a specific crop for the producer. The crop does **not** have a previous approved yield calculated. The producer had previously reported acreage of the specific crop; however, the producer had reported no acreage planted for crop years 2012 and 2013.

No break in continuity has occurred in the 2012 and 2013 crop years because acreage of the crop was **not** planted. However, in 2009 the producer had crop acreage for which the producer could **not** furnish production records. Thus, a requisite 4 years is obtained as displayed in this table.

Year	Situation
2014	<ul style="list-style-type: none"> <li>• 100 acres planted.</li> <li>• Producer certifies acreage and production.</li> </ul>
2013	No acreage is planted.
2012	No acreage is planted.
2011	<ul style="list-style-type: none"> <li>• 100 acres planted.</li> <li>• Disaster records available.</li> </ul>
2010	<ul style="list-style-type: none"> <li>• 100 acres planted.</li> <li>• Disaster records available.</li> </ul>
2009	<ul style="list-style-type: none"> <li>• 100 acres planted.</li> <li>• Producer did <b>not</b> certify production and was unable to produce records to support a certification of production.</li> </ul>

The 2015 approved yield is calculated based on a simple average of crop years 2014, 2011, and 2010 actual APH yields and 1 year of 100 percent T-yield  
 \*--for 2009.--\*

## 475 Continuity (Continued)

**C Bypass Year**

Continuity is **not** broken when a producer fails to report either crop acreage or production in a year that the producer does **not** obtain NAP coverage for the crop.

**Note:** A producer who has NAP coverage for a crop is **required** to report acreage and production for that crop.

A bypass year indicator “B” will be recorded in the unit’s APH database if either of the following applies:

- before 2001, if a producer did **not** file an acreage report for a specific crop year
- for 2001-2014, if a producer does not have NAP coverage for the crop and does not file an acreage report
- for 2015 and later, if a producer does **not** have NAP coverage for the crop and does **not** \*--file an acreage report or does not file an acceptable production report.

The approved yield calculation will **not** consider the bypass year an APH crop year.

**Example 1:** The producer’s **not** filing an acreage report in 2021 did **not** cause continuity to be broken. The 2021 year is **not** considered an APH crop year because it is a bypass year.

Year	NAP Coverage	Acreage Certified	Production Report	Yield Type Indicator
2022	Yes	Yes	Yes	“A” (actual)
2021	No	No Report	No	“B” (bypass)
2020	Yes	Yes	Yes	“A” (actual)
2019	Yes	Yes	Yes	“A” (actual)
2018--*	Yes	Yes	Yes	“A” (actual)

## 475 Continuity (Continued)

**C Bypass Year (Continued)**

**\*--Example 2:** The producer did not obtain NAP coverage for 2022 or provide an acceptable production report for the 2022 crop year. Producer did certify acreage for the crop in 2022. The 2022 year is not considered an APH crop year because it is a bypass year.

Year	NAP Coverage	Acreage Certified	Production Report	Yield Type Indicator
2022	No	Yes	No	“B” (bypass)
2021	Yes	Yes	Yes	“A” (actual)
2020	Yes	Yes	Yes	“A” (actual)
2019--*	Yes	Yes	Yes	“A” (actual)

**Notes:** For the bypass year to be applicable there **must** be a prior approved yield.

Producers that do **not** participate in NAP and report acreage and production, **can** maintain an APH.

**D Zero Acres Planted**

Continuity is **not** broken when a producer certifies that zero acres of a crop were planted. When a producer certifies zero crop acreage planted, “0” acres will be recorded in the unit’s APH database period.

**\*--Example:** The producer’s certifying a zero acreage report in 2022 does **not** cause continuity to be broken. The 2022 year is **not** considered an APH crop year because it is a zero acres planted year.

Year	Acreage Certified	APH Yield
2022	0	“blank”
2021	50	100
2020	50	100
2019	50	100
2018	50	100

**Notes:** Beginning with the 2013 crop year, a zero acreage report is **not required** when a crop selected on CCC-471 is **not** planted. FSA-578 certification statement includes a zero acreage certification for any crop **not** reported as planted.

Zero acres planted are applicable without regard to NAP coverage.

If all acreage of the crop is reported but determined ineligible and loaded into SNAPP, zero acres planted is applicable.--\*

## 476 Combining and Dividing Unit APH Databases

### A Combining and Dividing APH Databases

For NAP producers who consistently report acreage and production for approved yield purposes, it may be necessary to establish separate, or combine APH databases when the:

- unit definition changes from 1 year to the next
- crop definition changes such that 2 or more previously established databases **must** be combined.

**Combination Example:** Producer A has 2 units:

- Unit 100 has 100 percent share of all cash-rented land
- Unit 200 has a 50/50 share basis with Landowner B.

\*--For 2023, Landowner B decides to give up his interest in--\*

Unit 200 and allow Producer A the opportunity to cash rent. This requires a combination of all land having a 100 percent interest into one APH database for approved yield purposes.

**Division Example:** Producer F has 1 Unit 100 consisting of a 100 percent interest in  
\*--cash-rented land. For 2023, Producer F and Landowner D decide to--\*  
share rent Landowner D's land. This requires a division of the APH database to create a separate APH database for Unit 100 and new Unit 200.

**Note:** For the current crop year, the producer **must** submit acceptable production reports for the most recent APH crop year according to the current year unit arrangement.

## 476 Combining and Dividing Unit APH Databases (Continued)

**B Procedure for Combining APH Databases**

The historical production information from each APH database that is being combined will be merged to obtain a blended yield on the new unit.

Step	Action
1	Add together the production, by year, from all APH databases that are being combined.  <b>Note:</b> For crop years during which no acres were planted on any of the units being combined, a “Yield Type” indicator of “Z” is included in the database.
2	Add together the planted acres, by year, from all APH databases being combined.  <b>Note:</b> For crop years having a zero credited yield (“Yield Type” indicator of “O”), the production will be zero; however, the acres will be counted.
3	Divide the result of step 1 by the result of step 2 for each year to determine a blended yield.
4	Calculate the approved yield according to subparagraph 402 D.

**C Example of Combining Databases**

This table illustrates combining two APH databases into a single database when both databases contain actual or assigned yields. The 2015 T-yield is 23.

\*--

Year	APH Database Unit 0100			APH Database Unit 0200			Step 1	Step 2	Step 3
	Yield	Acres	Calculated Production	Yield	Acres	Calculated Production	Total Production	Total Acres	New Yield
2018	N21								
2019	N21			T23					T23
2020	A20	60	1200	A32	90	2880	4080	150	A27
2021	Z	0		A28	60	1680	1680	60	A28
2022	A22	40	880	A24	80	1920	2800	120	A23
<b>Step 4</b>							2023 Approved Yield: $101 \div 4$		25

--\*

**D Dividing APH Databases**

The historical acreage and production information from the APH database that is being divided will be duplicated in each new database.

477 New Producers

**A Definition of New Producer**

\*--New producer means a producer, as defined in paragraph 100, who has **not** been engaged in farming for a share of the production of the crop in the administrative county for more than 2 crop years.

New producer rules apply to transitional and organic crops.--\*

The formation or dissolution of an entity, which includes individuals with more than two APH crop years of production history during the base period, does **not** qualify the new entity as a new producer for APH yield determination purposes.

\*--New producer rules apply to the crop, not the type, as defined in subparagraphs 200 C and D.--\*

If successor-in-interest rules apply according to paragraph 485, then the new producer rules are **not** applicable.

\*--When a farming operation is transferred to another administrative county because of office closure or producer request, the producer does **not** qualify as a new producer in the new administrative county.

**B Qualifying as a New Producer--\***

To qualify for new producer provisions, all producers on the unit **must** meet the definition of new producer (subparagraph A).

New producers will have approved yields calculated based on a combination of:

- 100 percent of the applicable T-yield for each year of the minimum base period for which there is no record of production
- any actual yield for each year of the minimum base period.

\*--**Example:** Producer A first planted a watermelon crop in 2015. The approved yield will--\* be calculated as follows (T = 100 cwt.).

2011 = 100	2012 = 100	2013 = 100	2014 = 100	2015 approved yield = 100 cwt.
------------	------------	------------	------------	--------------------------------



## 477 New Producers (Continued)

**B Qualifying as a New Producer (Continued)**

New producers who have produced the crop for 1 or 2 crop years **must** certify production for these crop years. If production reports are **not** filed, the new producer rules do **not** apply.

\*--Production is not required when the initial approved yield is established. For subsequent years a production report must be provided.--\*

**Example:** Producer B planted watermelons in 2014 and provided his 2014 actual production. The approved yield will be calculated as follows (T = 100 cwt.).

2011 = 100	2012 = 100	2013 = 100	2014 = 89A	2015 approved yield = 97 cwt.
------------	------------	------------	------------	-------------------------------

If Producer B planted watermelons in 2014 and did **not** provide 2014 production, the approved yield will be calculated as follows (T = 100 cwt.).

2011 = 65	2012 = 65	2013 = 65	2014 = 65	2015 approved yield = 65 cwt.
-----------	-----------	-----------	-----------	-------------------------------

Producers who have produced the crop for more than two APH crop years in other administrative counties qualify as a new producer of the crop if they have **not** produced the crop in the requested administrative county for more than 2 crop years.

**Example:** Producer F has produced cantaloupes in County J but has never grown cantaloupes in administrative County Y until 2015. Even though Producer F has grown cantaloupes in other administrative counties, he or she has **not** grown cantaloupes in County Y and can be considered a new producer in establishing an approved yield in County Y.

## 477 New Producers (Continued)

**C Forming Entities or New Farming Relationships**

The examples in this paragraph are applicable for both of the following:

- when forming a new entity
- if there is a different operator or owner associated with the unit.

The formation of an entity or new farming relationship comprised of 1 or more individuals does **not** automatically qualify the unit under new producer provisions. Although the entity or new farming relationship may **not** have records as such, individuals comprising the new unit may have produced the crop in the administrative county during the base period.

When individuals become involved in a new unit, history from the involved individuals may be used in establishing the approved yield when the land previously farmed by the individuals is the same land farmed by the new entity.

**Example:** Producer A had a 100 percent share in Unit 70. The following shows the total acreage and production history for the unit.

Year	Acreage	Production
2014	25	2,500 cwt.
2013	27	2,900 cwt.
2012	10	1,500 cwt.
2011	15	1,000 cwt.

Producer B had a 100 percent interest in Unit 100. The following shows the total acreage and production history for the unit.

Year	Acreage	Production
2014	30	1,500 cwt.
2013	21	2,100 cwt.
2012	10	1,500 cwt.
2011	24	1,700 cwt.

## 477 New Producers (Continued)

**C Forming Entities or New Farming Relationships (Continued)**

In 2015, Producers A and B combine their resources in a joint operation with a 50/50 share with the new Unit 177 comprising all acreage from Units 70 and 100. Producers A and B elected to use Producer A's and B's previous APH history to establish Unit 177's 2015 approved yield. To perform this calculation, the County Office will total all acreage and production for each continuous APH crop year.

Year	Acreage	Production	Yield
2014	55	4,000 cwt.	72.73 cwt.
2013	48	5,000 cwt.	104.17 cwt.
2012	20	3,000 cwt.	150.00 cwt.
2011	39	2,700 cwt.	69.23 cwt.
<b>Total Production</b>			396.13 cwt.
<b>2015 Approved Yield</b>		99.03 cwt. per acre (396.13 ÷ 4)	

If 1 of the individuals in the new unit does **not** have a history of producing the crop, the unit's approved yield **may** be calculated based on the production history of the other individuals in the new unit.

**Example:** Producer C had a 100 percent share in Unit 80. The following shows the total acreage and production history for the unit.

Year	Acreage	Production	Yield
2014	25	2,500 cwt.	100.00 cwt.
2013	27	2,900 cwt.	107.41 cwt.
2012	10	1,500 cwt.	150.00 cwt.
2011	15	1,000 cwt.	66.67 cwt.
<b>Total Production</b>			424.08 cwt.
<b>2015 Approved Yield</b>		106.02 cwt. per acre (424.08 ÷ 4)	

Producer D did **not** have previous history of producing the crop.

In 2015, Producers C and D combine their resources in a joint operation with a 50/50 share with the new Unit 188 comprising all acreage from Unit 80. Producers C and D elected to use Producer C's production history (Producer D has no history) to calculate the unit's 2015 approved yield. The 2015 approved yield is 106 cwt., which is the same as what would have been calculated for Producer C as an individual.

## 477 New Producers (Continued)

**C Forming Entities or New Farming Relationships (Continued)**

If any of the individuals or members of the new unit have produced the crop for more than 2 crop years, but do **not** provide history for those years, the approved yield will be based on 65 percent of the T-yield.

**Example:** Producer E and F have each produced the crop for more than 2 crop years. In 2015, Producers E and F combine their resources and create a new unit with a 50/50 share. The entity elects **not** to use actual production history of its members (Producers E and F) to calculate an approved yield.

The new unit's approved yield is calculated based on a percentage of T-yield. If no records from producer E and F are provided and the T-yield equals 100 cwt., the 2015 approved yield is calculated as follows.

Year	Acreage	Yield
2014	blank	65 cwt.
2013	blank	65 cwt.
2012	blank	65 cwt.
2011	blank	65 cwt.
<b>2015 Approved Yield</b>	65 cwt. per acre	

**Note:** New producer provisions do **not** apply. Although the unit may **not** have records as such, individuals or members comprising the unit have produced the crop in the county during the base period and could have elected to have the unit's approved yield based on records.

It is important to remember that when reviewing the formation of new entities or farming relationships, COC **must** ensure that substantive changes have occurred within these operations. Adding an individual or member to an existing entity does **not** create a new entity, especially if the individual being added does **not** share in the risk of the crop.

**D Dissolution of Entities**

When an entity is dissolved and is comprised of 1 or more individuals, those individuals involved in the entity do **not** automatically qualify as new producers. County Offices **must** determine how many crop years the previous entity had produced the crop in the county during the base period. If the previous entity produced the crop for 2 crop years or less and production reports are filed for these crop years on land that is now operated by the individual, the approved yield will be calculated using actual yields and 100 percent T-yields.

**478 Yield Limitations****A Qualification for Yield Limitation**

Producers with an approved yield who have subsequently provided at least 1 actual or assigned yield qualify for yield limitation provisions.

Cups apply in the APH database period for a crop if both of the following apply:

- the record contains at least 1 actual or assigned yield
- **only** production information for the most recent year (including zero planted) is added to the APH database.

If zero acres were planted and the prior year's approved yield was limited, calculate the current year's \* \* \* approved yield and apply any applicable limitation.

**B Yield Cup**

Approved yields may **not** decrease by more than 10 percent compared to the approved yield for the previous year.

**C Yield Limitation Calculations**

Determine approved yields when cups apply as follows:

- calculate the approved yield using current approved yield procedure
- apply the cup to the approved yield when applicable.

## 478 Yield Limitations (Continued)

**D Yield Limitation Exceptions**

Cups do **not** apply if:

- the producer fails to provide an acceptable production report for more than 1 year
- COC adjusted T-yields are used according to paragraph 407
- information in the APH database is corrected or changed, such as:
  - a revision of a previously reported actual yield based on acceptable, more accurate production records submitted by the producer
  - a revision of the yield for the current crop year when discrepancies in production or acreage information are found during a spot check
  - additional actual yields are submitted and accepted for any year other than the most recent crop year in the APH database period, such as assigned yields or T-yields are replaced
- databases are combined or divided according to paragraph 476
- the T-yield is revised by more than 10 percent and the T-yield is used as a basis for computing the approved yield

**Note:** A replacement yield is **not** considered a T-yield and will allow the yield to be cupped.

- added land rules applied according to paragraph 479 during the previous year
- \*--it was determined to be native sod acreage.--\*

**479 Increased Acreage and Added Land, Practice, Type, Intended Use, Planting Period, or Unit****A Definitions**

Increased acreage is based on a comparison of the historical average acreage of the crop compared to the current year acreage.

Added land is land on which the producer has **not** been farming a share of the crop's production on a unit for more than 2 crop years.

Added practice, type, intended use, planting period, or unit means a practice, type, intended use, planting period, or unit of a crop that requires a separate approved yield. If the new practice, type, intended use, planting period, or unit of a crop does **not** require a separate approved yield, the production from the new practice, type intended use, planting period, or unit of the crop will be included in the current APH database for the crop.

**\*--B Increased Acreage or Added Land Policy for Loss and Payment Purposes**

The adjustment for increased acreage and/or added land is in addition to any T-yield adjustments according to paragraph 407.

The approved yield for a crop that has suffered a loss and has increased acreage or added land will have an adjustment made to the payment yield, if all of the following apply:

- the crop suffers a loss greater than the unit guarantee for the crop year--\*
- the percent of loss is **not** similar to the percent of loss other producers of the crop, or similar crops, incurred because of the disaster condition
- the percent of increase in acreage or addition of land is more than 75 percent of the historical average acreage of the crop.

If the percent of increase in acreage or addition of land is:

- more than 75 percent but less than 200 percent, a factor of 90 percent will be applied to the producer's NAP approved yield
- 200 percent or greater, a factor of 85 percent will be applied to the producer's NAP approved yield.

**Note:** The 85 or 90 percent adjustment is for payment purposes **only**.

The adjusted approved yield is applicable for determining loss for **only** the year of the acreage increase or land addition.

# 479 Increased Acreage and Added Land, Practice, Type, Intended Use, Planting Period, or Unit (Continued)

## \*--C Determining Approved Yield for Payment Purposes

This table outlines the steps **required** to determine the approved yield when acreage has been increased or land has been added.

IF the...	THEN...
crop suffered a loss greater than the unit guarantee--*	determine whether the acreage unit has increased by more than 75 percent compared to the historical average acreage of the crop in the unit.
unit acreage of the crop has <b>not</b> increased by more than 75 percent	no further action is <b>required</b> .
unit acreage of the crop has increased by more than 75 percent	determine whether the unit loss is similar to losses on other units for the same crop or similar crops because of the disaster condition.
unit loss of the crop is similar to losses on other units for the same crop or similar crops	no further action is <b>required</b> .
unit loss of the crop is <b>not</b> similar to losses on other units for the same crop or similar crops	apply a factor to the producers NAP approved yield.
increased acreage or added land is more than 75 percent, but less than 200 percent than the historical acreage of the crop	apply a 90 percent factor to the producers NAP approved yield.
increased acreage or added land is 200 percent or more than the historical acreage of the crop	apply an 85 percent factor to the producers NAP approved yield.

\*--To determine Unit Guarantee multiply the producer's approved yield by the NAP eligible acres for the unit by the producer elected level of coverage on CCC-471 (such as .50/.55/.60/.65)

**Example:** With 65 percent level of coverage elected by the producer.

$$85 \text{ cwt. (approved yield)} \times 100 \text{ acres} \times .65 = 5525 \text{ cwt. Unit Guarantee.--*}$$



## 479 Increased Acreage and Added Land, Practice, Type, Intended Use, Planting Period, or Unit (Continued)

### D Examples

\*--Following are examples for calculating NAP payments when approved yield has been adjusted based on subparagraph 479 C.--\*

**Example 1:** If the unit history has an average of 50 acres of watermelon and in 2015, the producer planted 125 acres, the producer has increased their acreage by 75 acres (125 - 50). To calculate the percent of increase, divide the increased acreage and additional acres by the historical average, then multiply by 100 to determine the percentage.

$$75 \div 50 = 1.5 \times 100 = 150 \text{ percent}$$

If the approved yield was 100 cwt. per acre, multiply the yield by 90 percent, resulting in a 2015 approved yield of 90 cwt. per acre.

The 2015 loss will be determined based on 90 cwt. per acre. The APH database will **not** be modified in any manner.

**Example 2:** If the unit history has an average of 50 acres of watermelon and in 2015, the producer planted 300 acres, the producer has increased their acreage by 250 acres (300 - 50). To calculate the percent of increase, divide the increased acreage and additional acres by the historical average, then multiply by 100 to determine the percentage.

$$250 \div 50 = 5 \times 100 = 500 \text{ percent}$$

If the approved yield was 100 cwt. per acre, multiply the yield by 85 percent, resulting in a 2015 approved yield of 85 cwt. per acre.

The 2015-loss will be determined based on 85 cwt. per acre. The APH database will **not** be modified in any manner.

### E Added Practice, Type, Intended Use, Planting Period, or Unit

If a new practice, type, intended use, planting period, or unit is added that requires a separate approved yield and the producer still qualifies as a new producer for the crop and county, the APH database will be updated according to the new producer provisions included in paragraph 477.

For any new practice, type, intended use, planting period, or unit that requires a separate approved yield and where the producer does **not** qualify as a new producer, a separate APH database will be established for the new practice, type, intended use, planting period, or unit. The approved yield will be calculated according to subparagraph 402 C, using the database from the previous practice, type, intended use, planting period, or unit as a reference database to determine the applicable percentage of the T-yield.

# 479 Increased Acreage and Added Land, Practice, Type, Intended Use, Planting Period, or Unit (Continued)

## E Added Practice, Type, Intended Use, Planting Period, or Unit (Continued)

This procedure also applies to a new:

- crop on a unit when the producer has history for the crop on another unit within the county
- intended use when the producer has RMA APH history for an insured intended use of the same crop.

**Example:** A producer has history of wheat for grain which is an insurable intended use. The producer purchases NAP coverage on wheat for forage. The producer does **not** qualify as a new producer for the forage. Based on the number of years of RMA APH data, determine what percentage of the forage T-yield will be used in the forage database.

\*--The following table illustrates original approved yield database for the first time for added practice, type, intended use, planting period, or unit is established. In this table, the term “actual yield” includes “replacement yield”.

IF the added practice, type, intended use, planting period, or unit database has...	AND the reference database has...	THEN the approved yield is based on an average of...	WITH historical yield type indicators of...
no production records	1 actual yield	4 years 80% T-yield	4 years of “C”.
no production records	2 actual yields	4 years 90% T-yield	4 years of “C”.
no production records	3 or more actual yields	4 years 100% T-yield	4 years of “C”.
1 actual yield	1 actual yield	1 year actual yield and 3 years 80% T-yield	1 year of “A” and 3 years of “C”.
1 actual yield	2 actual yields	1 year actual yield and 3 years 90% T-yield	1 year of “A” and 3 years of “C”.
1 actual yield	3 or more actual yields	1 year actual yield and 3 years 100% T-yield	1 year of “A” and 3 years of “C”.

--\*

# 479 Increased Acreage and Added Land, Practice, Type, Intended Use, Planting Period, or Unit (Continued)

## E Added Practice, Type, Intended Use, Planting Period, or Unit (Continued)

IF the added practice, type, intended use, planting period, or unit database has...	AND the reference database has...	THEN the approved yield is based on an average of...	WITH historical yield type indicators of...
2 actual yields	1 actual yield	2 years actual yields and 2 years 80% T-yield	2 years of "A" and 2 years of "C".
2 actual yields	2 actual yields	2 years actual yields and 2 years 90% T-yield	2 years of "A" and 2 years of "C".
2 actual yields	3 or more actual yields	2 years actual yields and 2 years 100% T-yield	2 years of "A" and 2 years of "C".

For qualifying yield type "C", the user must enter the yield type and select the percentage of effective transitional yield. Follow 3-NAP, Part 3, for software instructions.

**\*--Example 1:** Producer planted a new type of small white beans (SMW) in 2022.--\*  
 Producer has 2 years of actual yield history of producing pinto beans (PNT).  
 Producer would receive 4 years of yield type "C" at 90% T-yield for small white beans (SMW). Transitional Yield is 125 for small white beans.

Year	Yield Type Indicator	Percent of Effective Transitional yield	Yield
*--2021	C	90	112.50
2020	C	90	112.50
2019	C	90	112.50
2018	C	90	112.50

**Example 2:** County was approved for 2 planting periods for radishes in 2022. Producer planted in both planting periods for 2022. Producer has been producing--\* radishes and has 5 actual yields in the database for planting period 1. Producer would receive 4 years of yield type "C" at 100% T-yield for the second planting of radishes. Transitional Yield is 125 for radishes.

Year	Yield Type Indicator	Percent of effective Transitional yield	Yield
*--2021	C	100	125
2020	C	100	125
2019	C	100	125
2018--*	C	100	125

# 479 Increased Acreage and Added Land, Practice, Type, Intended Use, Planting Period, or Unit (Continued)

## E Added Practice, Type, Intended Use, Planting Period, or Unit (Continued)

\*--In 2023, producer provided 2022 production records for the second planting of radishes. Producer would receive 1 year of yield type “A” and 3 years of yield type “C” at 100% T-yield. Transitional Yield 125.

Year	Yield Type Indicator	Percent of effective Transitional yield	Yield
2022	A		130
2021	C	100	125
2020	C	100	125
2019--*	C	100	125

\*--**Note:** If a producer fails to provide acceptable production records in the year following the initial approved yield, the added practice, type, intended use, planting period, or unit rules no longer apply, and the use of yield type indicator “C” is not allowed.

**Example 3:** Producer planted a new type of speckled peas (SPK) in 2022. Producer has 2 years of actual yield history of producing green peas (GRN). Producer would receive 4 years of yield type “C” at 90% T-yield for speckled peas (SPK). Transitional Yield is 972 for speckled peas.

Year	Yield Type Indicator	Percent of effective Transitional yield	Yield
2021	C	90	875
2020	C	90	875
2019	C	90	875
2018	C	90	875

Producer failed to provide 2022 production records for speckled peas (SPK). When updating the 2023 approved yield database, the producer would receive a yield type of “P” and 3 years of “S”. Transitional Yield is 1,000 for speckled peas.

Year	Yield Type Indicator	Percent of effective Transitional yield	Yield
2022	P		656
2021	S	65	650
2020	S	65	650
2019	S	65	650

Assigned Yield “P” is 75% of the producer’s approved yield for the crop year in which a report of production is not provided. The 2022 approved yield was 875.--\*

## 480 Yield Type Indicators

**A Yield Type Indicator Flags**

When completing the APH database, each yield entered in the “Yield” column **must** be identified with the applicable “Yield Type” descriptor (examples are based on a 100 bu. T-yield).

<b>Yield</b>	<b>Yield Type Description</b>
A	Actual yield. <b>Example:</b> A120.
B	Bypass year.
C	Added practice, type, intended use, planting period, or unit with yield, based on the number of actual yields in the reference database. <b>Example:</b> C100.
E	80 percent T- yield. <b>Example:</b> One actual yield. = E80.
I	100 percent of the T-yield for new producers of the crop. <b>Example:</b> I100.
N	90 percent T- yield. <b>Example:</b> Two actual yields. = N90.
O	Zero credited yield. <b>Example:</b> O0.
P	Assigned yield; that is 75 percent of previous year approved yield. <b>Example:</b> P60.
R	Replacement yield; that is 65 percent of T-yield to replace actual production in a disaster year. <b>Example:</b> R65.
S	65 percent T- yield. <b>Example:</b> No actual yields. = S65.
T	100 percent T- yield. <b>Example:</b> Three actual yields. = T100.
U	Substitute yield before 2015 NAP participation; that is a 1-time substitution of assigned or zero credited yield at 65 percent of T-yield. <b>Example:</b> U65.
V	Substitute yield for 2015 or future year NAP participation; that is a 1-time substitution of assigned yield, if a zero credited yield is also in the APH database as well as zero credited yields at 65 percent of T-yield. <b>Example:</b> V65.
Z	Z = Zero planted.



## 481 Native Sod Yield Restrictions

### A Limitation for Native Sod

NAP-covered yield-based crops produced with annual tillage \* \* \* on native sod will have coverage limited to an approved yield of 65 percent of the T-yield (county expected yield) for the first 4 years of planting on the native sod with breaking dates of February 8, 2014, through December 20, 2018.

Native sod acreage with breaking dates after December 20, 2018, will have the same approved yield limitation for the first 10 years after breaking, up to 4 years maximum, on any \*--NAP yield-based crop (annually tilled crop parameter does not apply).--\*

The T-yield used is applicable to the specific crop year for the administrative county.

Crop insurance has similar restrictions applicable to insured crops.

### B Determining Native Sod Acreage and Cropping Year

See subparagraph:

- 379 C for determining when NAP acreage is determined as “Native Sod”
- 379 D for determining what constitutes a year of planting.

**Note:** The year of planting for breaking dates of February 8, 2014, through December 20, 2018, determines when the more restrictive approved yield is applicable, rather than the years that the crop acreage had NAP coverage.

**Example:** Year 1: NAP Crop covered.  
 Year 2: Insured Crop covered.  
 Year 3: Cropped, but **not** covered by NAP or insured.  
 Year 4: NAP Crop covered.  
 Year 5: NAP Crop covered.

In this example, the more restrictive approved yield is applicable in years 1 and 4, but would **not** be applicable in year 5, because the first 4 years of planting requirement had been met regardless if NAP coverage had been obtained or **not**.

## 481 Native Sod Yield Restrictions (Continued)

**\*--C Multiple Year Example of Native Sod Approved Yield (Breaking Dates of February 8, 2014, Through December 20, 2018)--\***

The NAP participant has a NAP unit with 100 percent share in Nebraska that follows a soybean and rye rotation on 40 acres (20 acres in rye and 20 acres in soybeans in any given year). Soybeans are insured in the county, but rye is **not**, and the producer participates in NAP for the rye. The NAP participant tills and plants an additional 16 acres of rye in September 2014. The producer **cannot** substantiate that the acreage has been previously tilled and planted for the production of a crop. Because the acreage is in Nebraska and the producer **cannot** substantiate that it has ever been cropped, the acreage is considered native sod. The acreage has been added to the existing NAP unit.

The year the native sod acreage is tilled and planted, separate approved yields **must** be established for the acreage, and the acreage **must** be reported by farm, tract, and field number.

**Year 1:**

The native sod acreage being added to the existing unit in 2015 requires separate approved yields for the first 4 crop years planted to an annual crop. The native sod database **must** have a yield of 65 percent of the T-yield.

2015 Acreage Report for Unit 1001. The native sod acreage **must** be reported separately by farm, tract, and field number.

<b>Crop Year</b>	<b>Crop/ Use</b>	<b>Unit Number</b>	<b>Farm, Tract, and Field Number</b>	<b>Acres</b>	<b>Acreage Type</b>
2015	Soybeans/ GR	1001	1234/5678/1	20.0	Insured acreage in existing unit.
2015	Rye/GR	1001	1234/5678/1	20.0	NAP covered acreage in existing unit.
2015	Rye/GR	1001	1234/5678/2	16.0	NAP covered native sod acreage.



## 481 Native Sod Yield Restrictions (Continued)

**\*--C Multiple Year Example of Native Sod Approved Yield (Breaking Dates of February 8, 2014, Through December 20, 2018) (Continued)--\***

Because some of the crop was planted on native sod acreage, a separate approved yield must be calculated. NCT provided a county-expected yield of 30 bu. per acre for rye for grain for the administrative county.

Existing Unit 1001 APH database.

<b>Crop Year 2015 (Rye for Grain)</b>						
<b>APH Crop Year</b>	<b>Eligible Disaster?</b>	<b>Acres Planted</b>	<b>Actual Production</b>	<b>Record Type</b>	<b>Yield Type</b>	<b>Yield</b>
2014	N	20.0	600	1	A	30
2013	N	20.0	500	1	A	25
2012	Y	20.0	280	1	A	14
2011	N	20.0	700	1	A	35
					Total	104 ÷ 4
Approved Yield						26

16 acres of native sod was planted to rye in 2015 APH database Unit 1001.

<b>Crop Year 2015 (Rye for Grain)</b>						
<b>APH Crop Year</b>	<b>Eligible Disaster?</b>	<b>Acres Planted</b>	<b>Actual Production</b>	<b>Record Type</b>	<b>Yield Type</b>	<b>Yield</b>
2014					S	20
2013					S	20
2012					S	20
2011					S	20
					Total	80 ÷ 4 = 20
Approved Yield 65 Percent of T-Yield						20

## 481 Native Sod Yield Restrictions (Continued)

**\*--C Multiple Year Example of Native Sod Approved Yield (Breaking Dates of February 8, 2014, Through December 20, 2018) (Continued)--\*****Year 2:**

The NAP participant is **required** to provide a 2015 production report for the native sod acreage, separate from the nonnative sod acreage, to calculate a 2016 approved yield. In 2015, the NAP participant did **not** have a loss.

Crop Year	Crop	Unit Number	Farm, Tract, and Field Numbers	Acres	Production
2015	Rye	1001	1234/5678/1	20.0	660 bu.
2015	Rye	1001	1234/5678/2	16.0	352 bu.

2016 Acreage Report for native sod. The native sod acreage **must** be reported separately by farm, tract, and field numbers. The producer plants rye and soybeans on the native sod this year.

Crop Year	Crop/Use	Unit Number	Farm, Tract, and Field Numbers	Acres	Acreage Type
2016	Soybeans/GR	1001	1234/5678/1	20.0	Insured acreage in existing unit.
2016	Rye/GR	1001	1234/5678/1	20.0	NAP covered acreage in existing unit.
2016	Rye/GR	1001	1234/5678/2	8.0	NAP covered native sod acreage.
2016	Soybean	1001	1234/5678/2	8.0	Insured covered native sod acreage.

## 481 Native Sod Yield Restrictions (Continued)

**\*--C Multiple Year Example of Native Sod Approved Yield (Breaking Dates of February 8, 2014, Through December 20, 2018) (Continued)--\***

In 2016, the native sod acreage is still **required** to have a separate approved yield for each crop.

Existing Unit 1001 APH database.

Crop Year 2016 (Rye for Grain)						
APH Crop Year	Eligible Disaster?	Acres Planted	Actual Production	Record Type	Yield Type	Yield
2015	N	20.0	660	1	A	33
2014	N	20.0	600	1	A	30
2013	N	20.0	500	1	A	25
2012	Y	20.0	280	1	A	14
2011	N	20.0	700	1	A	35
					Total	137 ÷ 5
Approved Yield						27

8 acres of native sod was planted to rye in 2016 APH database Unit 1001 (the 2016 NCT for the administrative county has a 30 bu. per acre county-expected yield for rye for grain).

Crop Year 2016 (Rye for Grain)						
APH Crop Year	Eligible Disaster?	Acres Planted	Actual Production	Record Type	Yield Type	Yield
2015	N	16.0	352	1	A	22
2014					E	24
2013					E	24
2012					E	24
					Total	94 ÷ 4 = 24
Approved Yield (65 Percent of T-Yield)						20

**Reminder:** Approved yield **must** be 65 percent of the T-yield for the first 4 years of cropping.

## 481 Native Sod Yield Restrictions (Continued)

**\*--C Multiple Year Example of Native Sod Approved Yield (Breaking Dates of February 8, 2014, Through December 20, 2018) (Continued)--\*****Year 3:**

The NAP participant provided a 2016 production report for the native sod acreage, separate from the nonnative sod acreage, to calculate the 2017 approved yield. In 2016, the NAP participant did **not** have a loss.

Crop Year	Crop	Unit Number	Farm, Tract, and Field Numbers	Acres	Production
2016	Rye	1001	1234/5678/1	20.0	700 bu.
2016	Rye	1001	1234/5678/2	8.0	216 bu.

2017 Acreage Report for native sod. The native sod acreage **must** be reported separately by farm, tract, and field numbers. The producer plants rye and soybeans on the native sod this year.

Crop Year	Crop/Use	Unit Number	Farm, Tract, and Field Numbers	Acres	Acreage Type
2017	Soybeans/GR	1001	1234/5678/1	20.0	Insured acreage in existing unit.
2017	Rye/GR	1001	1234/5678/1	20.0	NAP covered acreage in existing unit.
2017	Rye/GR	1001	1234/5678/2	8.0	NAP covered native sod acreage.
2017	Soybeans/GR	1001	1234/5678/2	8.0	Insured covered native sod acreage.

## 481 Native Sod Yield Restrictions (Continued)

**\*--C Multiple Year Example of Native Sod Approved Yield (Breaking Dates of February 8, 2014, Through December 20, 2018) (Continued)--\***

In 2017, the native sod acreage is still **required** to have a separate approved yield for each crop.

Existing Unit 1001 APH database.

<b>Crop Year 2017 (Rye for Grain)</b>						
<b>APH Crop Year</b>	<b>Eligible Disaster?</b>	<b>Acres Planted</b>	<b>Actual Production</b>	<b>Record Type</b>	<b>Yield Type</b>	<b>Yield</b>
2016	N	20.0	700	1	A	35
2015	N	20.0	660	1	A	33
2014	N	20.0	600	1	A	30
2013	N	20.0	500	1	A	25
2012	Y	20.0	280	1	A	14
2011	N	20.0	700	1	A	35
					Total	172 ÷ 6
Approved Yield						29

8 acres of native sod was planted to rye in 2016. APH database Unit 1001 (the 2017 NCT for the administrative county has a 30 bu. per acre county-expected yield for rye for grain).

<b>Crop Year 2017 (Rye for Grain)</b>						
<b>APH Crop Year</b>	<b>Eligible Disaster?</b>	<b>Acres Planted</b>	<b>Actual Production</b>	<b>Record Type</b>	<b>Yield Type</b>	<b>Yield</b>
2016	N	8.0	216	1	A	27
2015	N	16.0	352	1	A	22
2014					N	27
2013					N	27
					Total	103 ÷ 4 = 26
Approved Yield (65 Percent of T-Yield)						20

**Reminder:** Approved yield **must** be 65 percent of the T-yield for the first 4 years of cropping.

## 481 Native Sod Yield Restrictions (Continued)

**\*--C Multiple Year Example of Native Sod Approved Yield (Breaking Dates of February 8, 2014, Through December 20, 2018) (Continued)--\*****Year 4:**

The NAP participant provided a 2017 production report for the native sod acreage, separate from the nonnative sod acreage, to calculate a 2018 approved yield. In 2017, the NAP participant did **not** have a loss.

Crop Year	Crop	Unit Number	Farm, Tract, and Field Numbers	Acres	Production
2017	Rye	1001	1234/5678/1	20.0	640 bu.
2017	Rye	1001	1234/5678/2	8.0	232 bu.

2018 Acreage Report for native sod. The native sod acreage **must** be reported separately by farm, tract, and field numbers. The producer plants rye and soybeans on the native sod this year.

Crop Year	Crop/Use	Unit Number	Farm, Tract, and Field Numbers	Acres	Acreage Type
2018	Soybeans/GR	1001	1234/5678/1	20.0	Insured acreage in existing unit.
2018	Rye/GR	1001	1234/5678/1	20.0	NAP covered acreage in existing unit.
2018	Rye/GR	1001	1234/5678/2	8.0	NAP covered native sod acreage.
2018	Soybeans/GR	1001	1234/5678/2	8.0	Insured covered native sod acreage.

## 481 Native Sod Yield Restrictions (Continued)

**\*--C Multiple Year Example of Native Sod Approved Yield (Breaking Dates of February 8, 2014, Through December 20, 2018) (Continued)--\***

In 2018, the native sod acreage is still **required** to have a separate approved yield for each crop.

Existing Unit 1001 APH database.

<b>Crop Year 2018 (Rye for Grain)</b>						
<b>APH Crop Year</b>	<b>Eligible Disaster?</b>	<b>Acres Planted</b>	<b>Actual Production</b>	<b>Record Type</b>	<b>Yield Type</b>	<b>Yield</b>
2017	N	20.0	640	1	A	32
2016	N	20.0	700	1	A	35
2015	N	20.0	660	1	A	33
2014	N	20.0	600	1	A	30
2013	N	20.0	500	1	A	25
2012	Y	20.0	280	1	A	14
2011	N	20.0	700	1	A	35
					Total	204 ÷ 7
Approved Yield						29

8 acres of native sod was planted to rye in 2018 APH database Unit 1001 (the 2018 NCT for the administrative county has a 30 bu. per acre county-expected yield for rye for grain).

<b>Crop Year 2018 (Rye for Grain)</b>						
<b>APH Crop Year</b>	<b>Eligible Disaster?</b>	<b>Acres Planted</b>	<b>Actual Production</b>	<b>Record Type</b>	<b>Yield Type</b>	<b>Yield</b>
2017	N	8.0	232	1	A	29
2016	N	8.0	216	1	A	27
2015	N	16.0	352	1	A	22
2014					T	30
					Total	108 ÷ 4 = 27
Approved Yield (65 Percent of T-Yield)						20

**Reminder:** Approved yield **must** be 65 percent of the T-yield for the first 4 years of cropping.

## 481 Native Sod Yield Restrictions (Continued)

**\*--C Multiple Year Example of Native Sod Approved Yield (Breaking Dates of February 8, 2014, Through December 20, 2018) (Continued)--\*****Year 5:**

The NAP participant provided a 2018 production report for all acreage, because approved yields are no longer required to be maintained separately.

Crop Year	Crop	Unit Number	Farm, Tract, and Field Numbers	Acres	Production
2018	Rye	1001	1234/5678/1	28.0	831 bu.

2019 Acreage Report for native sod. The native sod acreage no longer requires a separate acreage report by farm, tract, and field numbers.

Crop Year	Crop	Unit Number	Farm, Tract, and Field Numbers	Acres	Acreage Type
2019	Soybean	1001	1234/5678/1	28.0	Insured Acreage in existing unit.
2019	Rye	1001	1234/5678/1	28.0	NAP covered Acreage in existing unit.

In 2019, the APH databases for the existing unit and the native sod acreage are combined.

Existing Unit 1001 APH Database						
Crop Year 2019 (Rye for Grain)						
APH Crop Year	Eligible Disaster?	Acres Planted	Actual Production	Record Type	Yield Type	Yield
2018	N	28.0	831	1	A	30
2017	N	28.0	872	1	A	31
2016	N	28.0	916	1	A	32
2015	N	36.0	1,012	1	A	28
2014	N	20.0	600	1	A	30
2013	N	20.0	500	1	A	25
2012	Y	20.0	280	1	A	14
2011	N	20.0	700	1	A	35
					Total	225 ÷ 8
Approved Yield						28

**\*--D Native Sod Approved Yields (Breaking Dates After December 20, 2018)**

The same parameters apply to approved yields as outlined in the examples in subparagraph C. However, production reports and approved yields are not required to be maintained separately after either 4 years of NAP restrictions have been met within the first 10 years after breaking, or 10 years after breaking, whichever comes first. After either of these time periods, the native sod acreage no longer requires a separate acreage report by farm, tract, and field numbers. The approved yield databases for the existing unit and the native sod acreage are combined.--\*



## 482 Certified Organic and Transitional Crops

### A APH for Certified Organic and Transitional Crops

Conventional, transitional, and certified organic are distinguishable crop practices that \*--require a separate APH database. Crops that are certified organic or are transitioning from conventional to organic, according to paragraph 208, will have separate APH databases for that crop, according to their conventional, transitional, or organic certification on the acreage report.--\*

A certified organic and/or transitional approved yield must be established if acres are reported on FSA-578. To establish a certified organic and/or transitional approved yield, organic yield factors and price must be approved in the NCT. If the crop has not been approved to use an organic price, the average market price must be entered as the organic price. The APH will be established as reported on FSA-578. If the acreage is reported as certified organic, then the APH will be entered as certified organic.

\*--**Example:** Producer A has 75 acres of soybeans for grain in one unit (100 percent share). All production is kept separate.

Acres certified FSA-578	Organic Status FSA-578
25.0	Certified Organic
25.0	Transitional
25.0	Conventional

Producer A in this example would have 3 separate APH databases (certified organic, transitional and conventional), according to their FSA-578 acreage report certification.--\*

### B Certified Organic APH Database

If less than 4 years of certified organic yield history is available, use up to the most recent four APH crop years of the NAP participant's yields from the transitional APH database for the missing years, in place of variable T-yields.

If actual transitional yield history is **not** available, use the applicable variable T-yields for the missing years. The actual and assigned yields from the transitional acreage, T-yields or variable T-yields will be replaced by certified organic yield history as it is collected. Only actual and assigned yields for the transitional acreage for the most recent APH crop years may be used in lieu of T-yields.

**Note:** The variable T-yield will be based on the factored county-expected yield according to subparagraph 276 H.

## 482 Certified Organic and Transitional Crops (Continued)

**C Transitional APH Databases**

Do **not** use conventional acreage yield history to complete the transitional APH database.

If less than 4 years of actual yields for the transitional acreage are available in the transitional APH database, use the applicable variable T-yields to complete the transitional APH database. The variable T-yields will be replaced by actual yield history for the transitional acreage as it is collected.

**Note:** The variable T-yield will be based on the factored county-expected yield according to subparagraph 276 H.

**D Commingled Production and Certified Organic and Transitional Crops**

Producers that grow conventional, transitional, and certified organic crops are **required** to keep separate records. Production **cannot** be commingled and prorated for each practice. For APH purposes, if a NAP participant commingles production from conventional acreage with production from transitional or certified organic acreage, all the production is considered conventional. If the NAP participant combines production from transitional acreage with production from certified organic acreage, all the production will be considered transitional production and will be applied **only** to transitional acreage.

**Example:** Producer A has 100 acres of NAP-covered oats for grain in 1 unit (100 percent share); 25 acres are certified organic, 25 acres are transitional, and 50 acres are conventional. The producer reports production of 5,000 bu. for 100 acres, because production was commingled from all 100 acres.

Step	Action	Calculation
1	Determine the proration by dividing the total acres by the conventional acres.	$100 \div 50 = 2$
2	Determine conventional production by dividing total production by the result of step 1.	$5,000 \div 2 = 2,500$

2500 bu. of the production is attributed to the conventional acreage and will receive an actual yield (yield type “A”) of 50 bu. The producer will receive the applicable assigned yield (yield type “P”) or zero credited yield (yield type “O”) for the 25 acres of certified organic and 25 acres of transitional organic.

**Note:** The producer **cannot** credit all production (5,000 bu.) to the 50 acres of conventional to raise the yield on that acreage; it **must** be prorated.

**483 Multiple Market Crops****A Definition of Multiple Market Crops**

Multiple market crop means a crop that can have multiple market or intended uses with separate NAP average market prices established for each use; however, only 1 approved yield will be established for the crop.

**Note:** The county-expected yield for multiple market crops with 1 market is based on crop and type instead of crop, type, and intended use. See subparagraphs 276 G and 483 C for approved yield procedure for multiple market crops.

**B Multiple Market Crop List**

The following crops are identified as multiple market crops:

- sweet potatoes
- APH-based perennial tree fruit crops including, but **not** limited to:
  - apples
  - apricots
  - bananas
  - cherries
  - grapefruit
  - lemons
  - limes
  - oranges, including mandarin
  - peaches
  - pears
  - plums
  - prunes
  - tangelos
  - tangerines.

**Note:** If a crop meets definition in subparagraph A, but is **not** included in the list, STC's should contact the National Office and provide the name of crop (as listed in 2-CP).

## 483 Multiple Market Crops (Continued)

**\*--C Crop Data for Multiple Market Crops**

The following data elements must be the same for both fresh and processed:

- UOM
- prevented planting factor
- UH payment factor
- organic yield factor
- transitional to organic yield factor
- final planting date
- acreage reporting date
- normal harvest date
- application closing date
- county expected yield.

**D Approved Yield for Multiple Market Crops**

Multiple market crops, as defined in this paragraph, **must** have a single approved yield for fresh and processed intended uses. The approved yield is the same regardless of where the crop is marketed. Production for both fresh and processed will be collected, combined, and recorded in the approved yield database with total acres for both intended uses of the crop.

For 2023 and prior year approved yields, follow these steps to properly update the--\* approved yield database when there is acreage or production reported for multiple intended uses of a multiple market crop.

Step	Action
1	Add eligible acres together of all the intended uses of the crop/type.
2	Add eligible production from all reported intended uses of the crop/type.
3	Divide the total production in step 2 by the total acres in step 1.
4	Multiply the per acre yield result from step 3 times the acres of each individual intended use eligible acres. This step needs to be repeated for all intended uses.
5	Enter the production result from step 4 in the approved yield database with each intended use eligible acres, as applicable.
6	Maintain calculation in the remarks section of CCC-452.

## 483 Multiple Market Crops (Continued)

**D Approved Yield for Multiple Market Crops (Continued)**

**\*--Example:** For historical year 2022, the producer had 8.0 eligible acres of fresh tart--\* cherries with total production of 750 cwt. The producer also has 2.0 acres of processed tart cherries with total production of 250 cwt. For a total of 10.0 acres and 1,000 cwt. production. The total production of cherries from the eligible acres must be prorated to each intended use acres in the approved yield database.

Step	Action
1	Add 8.00 fresh acres plus 2.00 processed acres for a total of 10.0 acres.
2	Add 750 cwt. fresh production plus 250 cwt. processed production for a total of 1,000 cwt.
3	Divide 1,000 cwt. by 10.00 acres for a total of 100 cwt. per acre.
4	Multiply 100 cwt. x 8.0 fresh acres for a total of 800 cwt. fresh production. Multiple 100 cwt. x 2.0 processed acres for a total of 200 cwt. processed production.
5	Enter 800 cwt. fresh production and 200 cwt. processed production into the respective approved yield database.

\*--When acres or production have only been reported as fresh or only reported as processed, the approved yield software will roll forward prior APH and approved yield data, upon the user initiating the approved yield for the subsequent crop year; otherwise, the user must complete the following steps to establish the APH and approved yield database.

For 2024 and subsequent year approved yields, complete the following steps to establish the approved yield when acres or production are reported for both intended uses.

Step	Action
1	Enter the prior approved yield for the crop in the “Yield Data” section.  <b>Note:</b> If separate approved yields have been previously maintained for fresh and processed, recalculate the prior approved yield by combining total acres and production for each intended use. Enter the resulting approved yield in the “Yield Data” section.
2	For each historical year, the software will attempt to auto populate the coverage and eligible disaster flags. These flags should be verified since a manually set flag in a prior year will not be rolled forward.
3	For each historical year, add eligible acres for both fresh and processed intended uses of the crop type and record the total acreage in the approved yield database.  <b>Note:</b> Beginning in 2024, the approved yield software will automatically pull all fresh and processed, reported/determined acreage from CARS and ineligible acres from SNAPP to calculate the total eligible acreage and populate the result into a combined database.

--\*

## 483 Multiple Market Crops (Continued)

**D Approved Yield for Multiple Market Crops (Continued)**

\*--

Step	Action
4	For each historical year, add eligible production for both reported intended uses of the crop type and record the total into the database.
5	For each historical year, select the applicable record type(s) that support the production recorded. If a record type of “5” is selected, document the type of production record used in the “Remarks” with the applicable historical year. Record types are as follows: <ul style="list-style-type: none"> <li>• “1” for sold or commercial storage</li> <li>• “2” for on-farm storage, measurement</li> <li>• “3” for livestock feeding records</li> <li>• “4” for appraisal</li> <li>• “5” for other. Identify in “Remarks.”</li> </ul>
6	Once steps 1 through 5 have been completed for each historical year, select “Calculate Yield” and the software will calculate the yield for each historical year by dividing the total production in step 4 by the total acres in step 3. The software will then use the historical yields to calculate the approved yield for the selected crop year.

**Example:** For historical year 2023, the producer reported 10.0 acres of FH tart cherries with total production of 1,000 cwt. The producer also had 5.0 acres of PR tart cherries with total production of 500 cwt. The producer did not report a loss in crop year 2023 and all production was sold.

When establishing the 2024 approved yield for the producer, 15 acres is populated in the database for historical year 2023. The user manually records 1,500 cwt. in the database for 2023 production and a record type of “1” is selected. The user clicks on “Calculate Yield,” and the 2023 yield is 100 cwt. per acre.

**Note:** When establishing a combined APH and approved yield database for multiple market crops for the first time for 2024 or a subsequent crop year, the above steps must be completed for each historical year in the database.

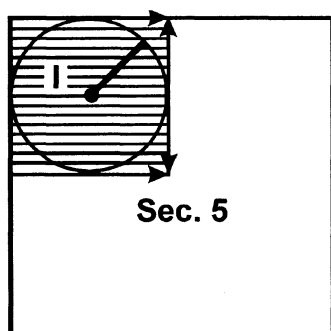
Once the APH is established for a multiple market crop, like any other yield-based crop, it must be updated annually, including years when the crop is not covered, according to paragraph 400.--\*

\* \* \*

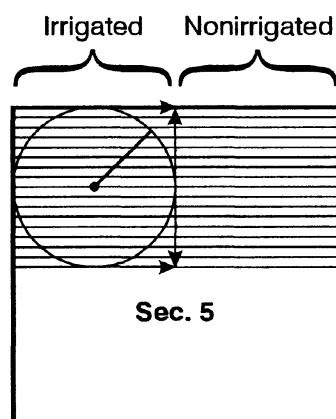
## 484 Center Pivot Irrigation Systems

**A Documenting Production for Center Pivot Irrigation**

For all annual crops **except** rice, when center pivot irrigation is used and production for the nonirrigated corners is **not** kept separate, the acres and production from the nonirrigated corners **must** be included with the portion of the field irrigated by a center pivot irrigation system for APH and loss. A variable T-yield will be used to reflect productivity of non-irrigated land. Separate approved yields will **not** be calculated; however, acreage considered to be irrigated will **not** extend beyond intersecting lines drawn at right angles to the radius of the center pivot, as displayed in the following example.



**Note:** A separate line entry for a nonirrigated practice is **not required** on the acreage report for the corners of the field when they are considered irrigated. However, any nonirrigated acreage extending beyond the intersecting lines to the radius of the center pivot, or other nonirrigated fields, would require a **separate** line entry on the acreage report, as displayed in the following example.



If a producer maintains separate records of acreage and production for the nonirrigated corners of the field and the portion of the field irrigated by the center pivot, 2 practices will be considered carried out and reported as such on the acreage report as separate line entries.

**485 Successor-in-Interest Eligibility****A General Rule**

The successor will receive the approved yield history for the crop and unit accumulated by the predecessor.

\*--Successor-in-interest applies to any of the following:--\*

- an immediate family member, defined as 1 of the following:
  - spouse
  - parent
  - son
  - daughter
  - brother
  - sister
  - legally adopted child
  - grandchild
- individuals who were previously members of an entity or joint operation

**Note:** Changes include the following:

- dissolution of a partnership, corporation, or trust
  - settlement of an estate.
- a new entity consisting of individuals:
  - who are current or previous NAP participants
  - from a dissolved entity
  - from an existing entity.

**B Applicability**

\*--The successor must meet 1 of the following criteria:--\*

- have been an active member of the entity or joint operation
- have been active in the farming operation
- operate all or part of the same land previously operated by the predecessor.

**C Production and Yields**

To establish an approved yield for a successor, follow this part to establish an approved yield using the predecessor's actual production history and prior approved yield.

**486-499 (Reserved)**



**Section 3 Specific Crop Procedures****500 Lag Year Crops****A Lag Year APH Database**

Some crops do **not** generally have production records available by the applicable production reporting date; therefore, there is a 1-year lag in the APH database.

**Example:** For the 2015 crop year, the base period will begin with the 2013 crop year and may contain up to ten APH consecutive crop years (beginning with 2013 and working backwards).

The base period for lag year crops consists of 10 consecutive APH crop years preceding the current crop year (a lag year) for crops that meet the provisions of this paragraph.

Crops for which lag year provisions may be applicable include, but are **not** limited to, the following:

- grapefruit
- lemons
- limes
- macadamia nuts
- oranges
- parsnips
- pummelo
- sugarcane
- tangerines.

## 500 Lag Year Crops (Continued)

**B Applying Yield Procedure**

Added land provisions apply to units on which the producer has **not** actively engaged in farming for a share of the crop's production for more than 2 crop years before the previous crop year.

New producer procedures apply if a person was **not** actively engaged in farming for a share of the production for more than 2 crop years before the previous calendar year.

For units (by practice) on which a lag year crop was produced for the previous crop year, the previous crop year is recognized as a crop year with actual production available, even though it **cannot** be reported until the next crop year.

**Example:** If the current crop year is 2015 and the crop was produced for the 2014 crop year, 2014 is recognized as a crop year with actual production available even though it **cannot** be reported until 2016.

Special procedure is used to determine the applicable T-yield for:

- new producers who elect to provide production reports
- previous producers who do **not** qualify as a new producer
- acreage which does **not** qualify as added land.

The approved yield will be calculated as follows.

- If, before the previous crop year, no production history can be provided and assigned yield provisions do **not** apply, the approved yield will be 80 percent of the applicable T-yield. The database will be completed using four 80 percent T-yields.
- If 1 actual yield is applicable, the APH database will be completed using 1 actual yield and three 90 percent T-yields.
- If 2 actual yields are applicable, the approved yield will be calculated using 2 actual yields and two 100 percent T-yields. Two actual and two 100 percent T-yields are entered into the database.
- If 3 actual yields are applicable, the approved yield will be calculated using 3 actual yields and one 100 percent T-yield. The 3 actual yields and one 100 percent T-yield will be entered into the database.

**501 Perennial Crops****A Crops Identified**

Perennial tree and vine crops include crops that are present at all seasons of the year, for which new growth occurs without manual reseeding on an annual basis. Perennial crops include, but are **not** limited to, the following:

- almonds
- apples
- blueberries
- citrus
- cranberries
- figs
- grapes
- macadamia nuts
- pears
- plums
- prunes
- stonefruit (apricots, nectarines, and peaches)
- walnuts.

**B Base Periods**

The base period for each APH database is determined by consecutive APH crop years, **not** calendar years, and consists of a minimum of 4 years and a maximum of:

- 5 consecutive APH crop years immediately preceding the current crop year for apples and peaches
- 10 consecutive APH crop years immediately preceding the current crop year (a lag year) for crops that meet the provisions of paragraph 500
- 10 consecutive APH crop years immediately preceding the current crop year for all perennial crops, **except** apples, peaches, and lag year crops.

**501 Perennial Crops (Continued)****C Perennial Crop History Certification**

Each producer **must** certify perennial crop production information by the applicable production reporting date. To determine the approved yield for a perennial crop that is planted by block, the blocks **must** be converted to an acreage basis according to subparagraph D.

**D Perennial Crop Acreage Certification**

When the perennial crop is planted by block, the perennial crop information **must** include the following:

- acreage reported by block
- the year the plants (trees, vines, bushes, etc.) were set out or the year the block was grafted to the current variety
- the variety or type of plant contained in a specific block
- number of bearing plants (trees, vines, bushes, etc.) by block
- the average tree spacing or pattern observed within the identified block

**Example:** 18 x 20.

- average pruning height for peaches.

## 501 Perennial Crops (Continued)

**D Perennial Crop Acreage Certification (Continued)**

The following instructions provide calculation procedures for plants in a block setting.

- **Plant Density.** Calculate the plant density (number of plants per acre) by taking the number of square feet per acre (43,560) divided by the number of square feet per plant.
- **Percent Stand.** Calculate the percent stand by dividing the number of bearing trees, vines, or bushes by the product of density, multiplied by the acres.

**Example:** Based on a tree spacing of  $20 \times 20 = 400$  square feet. The number of trees per acre is calculated as 43,560 square feet per acre divided by 400 square feet per tree = 109 trees per acre. If the normal spacing is 120 trees per acre, the percent stand is 91 percent ( $109 \div 120$ ).

When the perennial crop has **not** been planted by block or the block is **not** measurable, the perennial crop information **must** include the following:

- number of bearing plants (trees, vines, bushes, etc.)
- the year the plants were set out or grafted to the current variety
- the variety or type of plant.

Assume a 100 percent stand and determine the number of acres in the unmeasurable block by using the normal spacing information included in paragraph 502.

**Example:** 187 trees are reported and, according to paragraph 502, 15 trees per acre are considered normal. The acreage for the unmeasurable block is 12.5 ( $187 \div 15$ ).

## 501 Perennial Crops (Continued)

**E Field Inspections**

Perennial field crop inspections are tools primarily designed to establish the validity of the crop and verify information provided by the producer.

Field inspections may be made if a producer does **not** provide the **required** additional data. Field inspections are **required** according to this table.

Crop	Status		
	New Producer	New or Previous NAP Applicant and Selected by Pre-Acceptance Field Selection Criteria	New or Previous NAP Applicant and Damage Has Occurred to Trees, Vines, or Bushes, Bogs, or Cultural Practices Have Been Performed That Will Reduce the Crop's Approved Yield From Previous Levels
Blueberries.	An inspection is <b>required</b> .	A new inspection is <b>required</b> if the most recent pre-acceptance field inspection is <b>more than 5 years old</b> .	An inspection is <b>required</b> .
Texas citrus.	An inspection is <b>required</b> .	Pre-acceptance field inspection criteria are <b>not</b> applicable.	An inspection is <b>required</b> .
Apples, cranberries, grapes, peaches, pears, plums, or stonefruit.	An inspection is <b>not required</b> , unless selected by the pre-acceptance field selection criteria.	An inspection is <b>required</b> if no pre-acceptance field inspection or the most recent pre-acceptance field inspection is <b>more than 5 years old</b> .	An inspection is <b>required</b> .
All other perennial crops.	An inspection is <b>not required</b> , unless selected by the pre-acceptance field selection criteria.	An inspection is <b>required</b> if no pre-acceptance field inspection or the most recent pre-acceptance field inspection is <b>more than 10 years old</b> .	An inspection is <b>required</b> .

## 501 Perennial Crops (Continued)

**F Field Inspection Selection Criteria**

The following inspection selection criteria apply to all perennial crops. If a field inspection has **not** been performed, or the most recent field inspection is older than specified for the crop, field inspections are mandatory for any unit for which:

- an approved yield is calculated based on an historical record of production and is greater than the T-yield
- the actual yields used to calculate an approved yield have a high variability as indicated by the following calculations:
  - if 75 percent or less of the producer's actual yields in their APH database are equal to or greater than that shown in the following table and at least 1 of the yields is from the most recent 3 crop years, then a field inspection is **required**

<b>Yield Variance</b>	
<b>Number of Times the Actual Yield Is Less Than 75 Percent of the Approved Yield</b>	<b>Number of Years of Verifiable Records</b>
2	4 or 5
3	6 or 7
4	8 through 10

- if the average of the most recent 3 years in the APH database is 25 percent less than the approved yield, a field inspection is **required**
- productivity is reduced. An inspection is **required** when **known** plant damage has occurred or cultural practices have been performed that will reduce the crop potential from previous production levels.

## 502 Adjustments for Fruit and Nut Crops

### A Producer Responsibilities

Producers will be responsible for providing the following information:

- age of trees, see subparagraph 501 D
- spacing of trees or average of number of trees per unit (to determine number of trees per acre), see subparagraph 501 D
- whether the trees are managed or unmanaged, see subparagraph U.

### B COC Responsibilities

COC **must** reduce T-yields if age or spacing of trees on the unit is **not** capable of producing the county expected T-yield. DAFP has developed the reductions in subparagraphs C through T for COC's use as a guide from sources such as State university research stations, NIFA, RMA Regional Offices, and FSA State Offices.

**\*--Note:** Never reduce the producer's actual production; only reduce the county transitional yield in the approved yield database. T-Yield reductions of 100% indicate the orchard or vineyard is immature and the acreage is ineligible for NAP; therefore, acreage shall be maintained in SNAPP. Acreage with anything less than 100% T-yield reduction is eligible for NAP and should not be maintained in SNAPP unless the conditions of paragraphs 53 and 380 are met.--\*

Reductions have **not** been included for all perennial crops. COC will use all available sources to determine reduction to apply to any other perennial crop, as applicable.

COC may adjust the percentages in this paragraph; however, any adjustments **must** be justified and documented in COC minutes with the concurrence of an STC representative.

If subparagraphs C through T do **not** provide an estimated reduction in yield for young or older trees, COC may reduce the county-expected yield for older trees using all available information according to subparagraph V.

### C Almonds

Use this table to reduce the yield for almonds based on the age of the trees.

Age of Trees	Estimated Reduction in Yield
less than 4 years	100% reduction
4 years	75% reduction
5 years	50% reduction
6 years	25% reduction
7 years and older	no reduction



**502 Adjustments for Fruit and Nut Crops (Continued)****D Apples**

Use this table to reduce the yield for apple trees based on the age of the trees.

<b>Age of Trees</b>	<b>Estimated Reduction in Yield</b>
12 Years and Older	No Reduction
Less Than 12 Years	10 Percent Reduction for Each Year Under 12

Normal spacing for apple trees is 109 trees per acre. An additional reduction of 10 percent will apply for every 10 trees under 109 trees per acre.

**E Apricots**

Use this table to reduce the yield for apricot trees based on the age of the trees.

<b>Age of Trees</b>	<b>Estimated Reduction in Yield</b>
8 to 20 Years	No Reduction
7 Years	25 Percent Reduction
6 Years	40 Percent Reduction
5 Years	60 Percent Reduction
4 Years	75 Percent Reduction

Normal spacing for apricot trees is 120 to 160 trees plus per acre. An additional reduction of 10 percent will apply for every 12 trees under 120 trees per acre.

**F Avocados**

Use this table to reduce the yield for avocados based on the age of the trees.

<b>Age of Trees</b>	<b>Estimated Reduction in Yield</b>
Less Than 3 Years	100 Percent Reduction
3 Years	93 Percent Reduction
4 Years	85 Percent Reduction
5 Years	71 Percent Reduction
6 Years	42 Percent Reduction
7 Years and Older	No Reduction

**502 Adjustments for Fruit and Nut Crops (Continued)****G Cherries (Sweet)**

Use this table to reduce the yield for cherry trees (sweet) based on the age of the trees.

<b>Age of Trees</b>	<b>Estimated Reduction in Yield</b>
Over 20 Years Old	5 Percent Reduction for Each Year Over 20
10 to 20 Years	No Reduction
9 Years	15 Percent Reduction
8 Years	30 Percent Reduction
7 Years	45 Percent Reduction
6 Years	60 Percent Reduction

Normal spacing for cherry trees (sweet) is 150 trees per acre. An additional reduction of 10 percent will apply for every 15 trees under 150 trees per acre.

**H Cherries (Tart)**

Use this table to reduce the yield for cherry trees (tart) based on the age of the trees.

<b>Age Of Trees</b>	<b>Estimated Reduction In Yield</b>
Over 23 Years	5 Percent Reduction for Each Year Over 23
13 to 23 Years	No Reduction
12 Years	10 Percent Reduction
11 Years	20 Percent Reduction
10 Years	30 Percent Reduction
9 Years	40 Percent Reduction
8 Years	50 Percent Reduction
7 Years	60 Percent Reduction
6 Years	80 Percent Reduction

Normal spacing for cherry trees (tart) is 100 to 135 trees per acre. An additional reduction of 10 percent will apply for every 10 trees under 100 trees per acre.

**502 Adjustments for Fruit and Nut Crops (Continued)****I Citrus Except Limes**

Use this table to reduce the yield for citrus trees, **except** for lime trees, based on the age of the trees.

<b>Age of Trees</b>	<b>Estimated Reduction in Yield</b>
8 Years and Older	No Reduction
More Than 5 Years, But Less Than 8 Years	30 Percent Reduction
2 to 5 Years	45 Percent Reduction

Normal spacing for citrus trees is 100 trees plus per acre. An additional reduction of 10 percent will apply for every 10 trees below 100 trees per acre.

**J Figs**

Use this table to reduce the yield for figs based on the age of the trees.

<b>Age of Trees</b>	<b>Estimated Reduction in Yield</b>
Less Than 3 Years	100 Percent Reduction
3 Years	92 Percent Reduction
4 Years	77 Percent Reduction
5 Years	60 Percent Reduction
6 Years	45 Percent Reduction
7 Years	31 Percent Reduction
8 Years	18 Percent Reduction
9 Years	8 Percent Reduction
10 Years and Older	No Reduction

**K Grapes and Muscadines**

Use this table to reduce the yield for grape and muscadine vines based on the age of the vines.

<b>Age of Vines</b>	<b>Estimated Reduction in Yield</b>
5 Years and Older	No Reduction
4 Years	20 Percent Reduction
3 Years	80 Percent Reduction

Normal spacing for grape and muscadine vines is 680 vines per acre. An additional reduction of 10 percent will apply for every 68 vines under 680 vines per acre.

**502 Adjustments for Fruit and Nut Crops (Continued)****L Limes**

Use this table to reduce the yield for lime trees based on the age of the trees.

<b>Age of Trees</b>	<b>Estimated Reduction in Yield</b>
4 Years and Older	No Reduction
More Than 2 Years, But Less Than 4 Years	30 Percent Reduction
1 to 2 Years	60 Percent Reduction

Normal spacing for lime trees is 100 trees plus per acre. An additional reduction of 10 percent will apply for every 10 trees under 100 trees per acre.

**M Olives**

Use this table to reduce the yield for olives based on the age of the trees.

<b>Age of Trees</b>	<b>Estimated Reduction in Yield</b>
Less Than 4 Years	100 Percent Reduction
4 Years	80 Percent Reduction
5 Years	60 Percent Reduction
6 Years	40 Percent Reduction
7 Years	20 Percent Reduction
8 Years and Older	No Reduction

**N Peaches and Nectarines**

Use this table to reduce the yield for peach and nectarine trees based on the age of the trees.

<b>Age of Trees</b>	<b>Estimated Reduction in Yield</b>
Less Than 3 Years	100 Percent Reduction
3 Years	50 Percent Reduction
4 Years	30 Percent Reduction
5 Years and Older	No Reduction

Normal spacing for peach and nectarine trees is 90 to 120 trees per acre. An additional reduction of 10 percent will apply for every 7 trees under 90 trees per acre.

**502 Adjustments for Fruit and Nut Crops (Continued)****O Pears**

Use this table to reduce the yield for pear trees based on the age of the trees.

<b>Age of Trees</b>	<b>Estimated Reduction in Yield</b>
16 Years and Older	No Reduction
15 Years	10 Percent Reduction
14 Years	20 Percent Reduction
13 Years	30 Percent Reduction
12 Years	40 Percent Reduction
11 Years	50 Percent Reduction
10 Years	60 Percent Reduction
9 Years	70 Percent Reduction
8 Years	80 Percent Reduction
7 Years	90 Percent Reduction

Normal spacing for pear trees is 100 to 110 trees per acre. An additional reduction of 10 percent will apply for every 10 trees under 100 trees per acre.

**P Pecans**

Use this table to reduce the yield for **improved** pecan trees based on the age of the trees.

<b>Age of Trees</b>	<b>Estimated Reduction in Yield</b>
13 Years and Older	No Reduction
12 Years	50 Percent Reduction
9 To 11 Years	75 Percent Reduction

Use this table to take an additional reduction because of trees per acre.

<b>Age of Trees</b>	<b>Trees per Acre</b>	<b>Additional Reduction</b>
13 to 18 Years	27	10 Percent for Each 3 Trees Under 27
More Than 18 Years to 40 Years	14	10 Percent for Each 2 Trees Under 14
More Than 40 Years to 60 Years	7	15 Percent for Each Tree Under 7

Consider each 15 **native** pecan trees as 1 acre regardless of the age of the tree. See subparagraphs U and V for further reductions.

**502 Adjustments for Fruit and Nut Crops (Continued)****Q Pistachios**

Use this table to reduce the yield for pistachios based on the age of the trees.

<b>Age of Trees</b>	<b>Estimated Reduction in Yield</b>
Less Than 5 Years	100 Percent Reduction
5 Years	91 Percent Reduction
6 Years	82 Percent Reduction
7 Years	64 Percent Reduction
8 Years	55 Percent Reduction
9 Years	45 Percent Reduction
10 Years	36 Percent Reduction
11 Years	27 Percent Reduction
12 Years	18 Percent Reduction
13 Years and Older	No Reduction

**R Plums**

Use this table to reduce the yield for plums based on the age of the trees.

<b>Age of Trees</b>	<b>Estimated Reduction in Yield</b>
Less Than 3 Years	100 Percent Reduction
3 Years	50 Percent Reduction
4 Years	30 Percent Reduction
5 Years and Older	No Reduction

**S Prunes**

Use this table to reduce the yield for prunes based on the age of the trees.

<b>Age of Trees</b>	<b>Estimated Reduction in Yield</b>
Less Than 4 Years	100 Percent Reduction
4 Years	75 Percent Reduction
5 Years	50 Percent Reduction
6 Years	25 Percent Reduction
7 Years and Older	No Reduction

## 502 Adjustments for Fruit and Nut Crops (Continued)

**T Walnuts**

Use this table to reduce the yield for walnuts based on the age of the trees.

Age of Trees	Estimated Reduction in Yield
Less Than 5 Years	100 Percent Reduction
5 Years	90 Percent Reduction
6 Years	75 Percent Reduction
7 Years	50 Percent Reduction
8 Years	25 Percent Reduction
9 Years and Older	No Reduction

**U Unmanaged Orchards**

The county average T-yield will be reduced an additional 35 percent if the orchard is unmanaged with no set management system, that is, no pruning, no set spray cycle, etc.

**Example:** A producer has a stand of 15 acres of unmanaged apple trees. The county average T-yield is 456 bu. The producer harvested 2,000 bu. of apples. The remaining apples were lost because of natural disaster.

Step 1 - Calculate Reduction for Unmanaged Orchard	
1	456 bu. x 15 acres of apples trees = 6,840 bu. of expected production.
2	456 bu. x 35 percent reduction (unmanaged trees) = 160 bu.
3	456 bu. - 160 bu. = 296 bu. adjusted yield for NAP payment.
4	160 bu. x 15.0 acres = 2,400 bu. assigned production
5	6,840 bu. - 2,400 bu. = 4,440 bu. adjusted expected production.
Step 2 - Calculate Net Production for NAP Payment	
1	*--296 bu. x <b>Guarantee</b> (loss threshold) = 148 bu. x 15 acres = 2,220 bu. (loss <b>required</b> for NAP eligibility).--*
2	4,440 bu. (adjusted expected production) - 2,220 bu. (loss threshold) = 2,220 bu. (differential).
3	2,220 bu. (differential) - 2,000 bu. (harvested production) = 220 bu. net production for NAP payment.

## 502 Adjustments for Fruit and Nut Crops (Continued)

**V Calculating Adjusted Yields**

Use the following table to determine the T-yield reduction when trees are **not** at their full potential or have gone past their full potential of production.

Step	Action
1	Determine total acres of the crop.
2	Determine percentage of each age category by dividing each acreage by the result of step 1.
3	Multiply T-yield by each category percentage from step 2.
4	For each category with an age reduction, multiply result in step 3 by the applicable reduction percentage.
5	Subtract result of step 4 from step 3 for each age category with a reduction.
6	Add results of step 5 to any nonadjusted yield from step 3 to determine the adjusted T-yield. Load the adjusted T-yield during the approved yield process.

Calculate a yield reduction for acres planted at less than normal spacing. Spacing reductions will be calculated in the same manner as age reductions.

Document all adjusted yields in COC minutes. If COC uses reduction percentages **not** listed in this paragraph, the adjustment **must** have concurrence of STC representative. Load the adjusted yield, the reason for the adjustment, and the date of COC or STC minutes documenting the adjustment during the approved yield process.

**Note:** STC representative concurrence is **not** required if documentation is **not** available.



**503 Crops With Processing Intended Use****A Applicable Crops**

Crops that have an intended use of processing have specific provisions for determining an approved yield.

**B Harvested Acreage**

Actual production will be used for all harvested acreage.

**C Unharvested or Unacceptable Acreage**

Acreage **must** be appraised if the production is:

- unharvested
- **not** accepted by the processor.

Do **not** convert compensation received from the processor for acreage that is **not** accepted by the processor for APH purposes.

**Note:** If a NAP payment is issued and no potential production was determined (zero appraisal), then no production from the unharvested or acreage **not** accepted by the processor will be used for APH purposes.

**504 Coarse Grains****A Unit of Measure**

For APH purposes, harvested production will be determined in bu. for acreage harvested as grain and in tons for acreage harvested as silage.

Harvested production may require conversion to the intended use determined according to paragraph 202.

**B Grain and Silage Conversions**

The conversion factor is .15 for grain and silage conversions.

Make the conversion of bu. to tons by multiplying bu. by the conversion factor.

**Example:** 5,000 bu.  $\times$  .15 = 750.00 tons.

Make the conversion of tons to bu. by dividing the tons by the conversion factor.

**Example:** 750 tons  $\div$  .15 = 5,000 bu.

**C Intended Use**

Producers **must** file acreage reports based on intended use. APH will be updated based on the actual market or actual use for which more than 50 percent of the acreage's harvested production is marketed.

If the intended use is **not** insurable in the county and covered by NAP, an APH database will be established for the noninsurable intended use.

**504 Coarse Grains (Continued)****D Example 1**

Following is an example for determining an approved yield for silage when both grain and silage have been harvested. The database reflects the following.

<b>Year</b>	<b>Grain</b>		<b>Silage</b>	
	<b>Acres</b>	<b>Production</b>	<b>Acres</b>	<b>Production</b>
<b>*--2017</b>	400	22,000 bu.	100	825 tons
2018	400	24,000 bu.	100	900 tons
2019	400	23,200 bu.	100	870 tons
2020--*	400	23,600 bu.	100	885 tons

\*--The intended uses for 2021 are 400 acres grain and 100 acres silage. To determine the 2021 approved yield for silage, use the 2017 through 2020 actual silage production. Ignore all--\* grain production.

<b>Year</b>	<b>Silage</b>		<b>Silage Yield</b>
	<b>Acres</b>	<b>Production</b>	
<b>*--2017</b>	100	825 tons	A 8.25
2018	100	900 tons	A 9.00
2019	100	870 tons	A 8.70
2020	100	885 tons	A 8.85
<b>2021--*</b>	<b>Silage Approved Yield</b>		<b>8.70 tons</b>

## 504 Coarse Grains (Continued)

**E Example 2**

The following example provides the approved yield calculation process when grain is insurable in the county and silage is noninsurable. The database reflects the following.

Year	Grain		Silage	
	Acres	Production	Acres	Production
*--2017	500	27,500 bu.		
2018	500	30,000 bu.		
2019	500	29,000 bu.		
2020--*	500	29,500 bu.		

\*--The 2021 intentions are 400 acres with an intended use of grain and 100 acres with an intended use of silage. A silage approved yield is **required**.

To determine the 2021 approved yield for silage, use the 2017 through 2020 actual grain--\* production records and convert to silage, as follows.

Year	Acres	Grain Production	Silage Production Based on Grain Conversion	Silage Yield
*--2017	500	27,500 bu.	4,125 tons	A 8.25
2018	500	30,000 bu.	4,500 tons	A 9.00
2019	500	29,000 bu.	4,350 tons	A 8.70
2020	500	29,500 bu.	4,425 tons	A 8.85
<b>2021--*</b>	<b>Silage Approved Yield</b>			<b>8.70 tons</b>

**504 Coarse Grains (Continued)****E Example 2 (Continued)**

\*--The following table continues the example with 2021 acreage and production information.--\*

Year	Grain		Silage	
	Acres	Production	Acres	Production
*--2017	500	27,500 bu.		
2018	500	30,000 bu.		
2019	500	29,000 bu.		
2020	500	29,500 bu.		
2021--*	400	23,200 bu.	100	900 tons

\*--The 2022 intentions are 400 acres with an intended use of grain and 100 acres of silage.

To determine the 2022 approved yield for silage, use the 2017 through 2020 actual grain production records and convert to silage as well as the 2021 actual silage production.--\*

Year	Acres	Grain Production	Silage Production		Silage Yield
			Converted	Actual	
*--2017	500	27,500 bu.	4,125 tons		A 8.25
2018	500	30,000 bu.	4,500 tons		A 9.00
2019	500	29,000 bu.	4,350 tons		A 8.70
2020	500	29,500 bu.	4,425 tons		A 8.85
2021	100			900 tons	A 9.00
<b>2022--*</b>			<b>Silage Approved Yield</b>		<b>8.76 tons</b>

## 504 Coarse Grains (Continued)

## E Example 2 (Continued)

\*--The following table continues the example with 2022 acreage and production information.--\*

Year	Grain		Silage	
	Acres	Production	Acres	Production
*--2017	500	27,500 bu.		
2018	500	30,000 bu.		
2019	500	29,000 bu.		
2020	500	29,500 bu.		
2021	400	23,200 bu.	100	900 tons
2022--*	400	22,800 bu.	100	855 tons

\*--The 2023 intentions are 500 acres with an intended use of grain.

To determine the 2023 approved yield for silage, use the 2017 through 2020 actual grain production records and convert to silage. Use the 2021 and 2022 actual silage production.--\*

Year	Acres	Grain Production	Silage Production		Silage Yield
			Converted	Actual	
*--2017	500	27,500 bu.	4,125 tons		A 8.25
2018	500	30,000 bu.	4,500 tons		A 9.00
2019	500	29,000 bu.	4,350 tons		A 8.70
2020	500	29,500 bu.	4,425 tons		A 8.85
2021	100			900 tons	A 9.00
2022	100			855 tons	A 8.55
<b>2023--*</b>	<b>Silage Approved Yield</b>				<b>8.73 tons</b>

## 504 Coarse Grains (Continued)

**E Example 2 (Continued)**

\*--The following table continues the example with 2023 acreage and production information.--\*

Year	Grain		Silage	
	Acres	Production	Acres	Production
*--2017	500	27,500 bu.		
2018	500	30,000 bu.		
2019	500	29,000 bu.		
2020	500	29,500 bu.		
2021	400	23,200 bu.	100	900 tons
2022	400	22,800 bu.	100	855 tons
2023--*	500	30,500 bu.		

\*--The intended acreage for 2024 is 500 acres of grain.

To determine the 2024 approved yield for silage, use the 2017 through 2020 actual grain production records and convert to silage, as well as the 2021 and 2022 actual silage records. Following is an example of the database for calculating a 2024 silage approved yield.--\*

Year	Acres	Grain Production	Silage Production		Silage Yield
			Converted	Actual	
*--2017	500	27,500 bu.	4,125 tons		A 8.25
2018	500	30,000 bu.	4,500 tons		A 9.00
2019	500	29,000 bu.	4,350 tons		A 8.70
2020	500	29,500 bu.	4,425 tons		A 8.85
2021	100			900 tons	A 9.00
2022	100			855 tons	A 8.55
2023	0				Z
<b>2024--*</b>	<b>Silage Approved Yield</b>				<b>8.73 tons</b>

## 504 Coarse Grains (Continued)

**F Example 3**

Following is information from acreage reports.

<b>Year</b>	<b>Grain Acreage Reported</b>	<b>Silage Acreage Reported</b>
*--2018	400	100
2019	400	100
2020	400	100
2021--*	400	100

\*--In 2021, the actual production from the 400 acres of grain is 190 acres harvested as grain and 210 acres harvested as silage. For 2022, the intentions are 400 acres of grain and 100 acres of silage.

To determine 2021 approved yield for **grain**, use the 2018 through 2020 actual grain production and actual 2021 grain production for the acreage harvested; however, because--\* less than 50 percent of the harvested acreage was harvested as grain, use silage production and convert to grain for the remaining 210 acres for APH.

<b>Year</b>	<b>Acres</b>		<b>Grain Production</b>		<b>Silage Production</b>	<b>Grain Yield</b>
	<b>From Grain</b>	<b>From Silage</b>	<b>Actual</b>	<b>Converted</b>		
*--2018	400		22,000 bu.			A55 bu.
2019	400		24,000 bu.			A60 bu.
2020	400		23,200 bu.			A58 bu.
2021	190	210	9,500 bu.	12,600 bu.	1,890 tons	A55 bu.
<b>2022--*</b>	<b>Grain Approved Yield</b>					<b>57 bu.</b>



## 504 Coarse Grains (Continued)

**G Additional Information**

If the crop is insurable as grain, reported with an intended use of grain, and a loss is:

- reported, a grain appraisal is necessary before the crop is harvested as silage

**Note:** The grain appraisal would be used for APH and the crop is **not** eligible for NAP.

- **not** reported, but 100 percent of the crop is harvested as silage, a conversion is used for APH purposes

**Note:** The crop is **not** eligible for NAP.

- **not** reported, but:

- more than 50 percent of the acreage is harvested for grain, then the grain production together with the silage production converted to grain is used for APH purposes

**Note:** The crop is **not** eligible for NAP.

- less than 50 percent of the acreage is harvested for grain, a grain appraisal is necessary before the rest of the crop is harvested as silage. The actual grain production together with the appraisal would be used for APH purposes and the crop is **not** eligible for NAP.

**Note:** Insurability is based on intended use, **not** actual harvest.

If the crop is **not** insurable as grain, reported with an intended use of grain, and a loss is:

- reported, but the crop will be harvested as silage, no appraisal is necessary and the APH database will be updated and/or established for silage
- **not** reported, but more than 50 percent of the crop is harvested as silage, the APH database will be updated and/or established for silage.

**Note:** A silage variety intended for grain will be covered by NAP if COC determines that the variety would produce grain.

**505 Cotton****A Separate Reports**

Separate production reports are **required** to establish or update approved yield for all types and varieties of cotton.

**B Converting Skip-Row Cotton to Solid Planted**

Skip-row cotton **must** be converted to a solid plant basis to provide a yield that may be used for any skip-row pattern carried out by the producer.

See 2-CP for determining whether the crop is planted in a skip-row pattern.

**C Computing Acreage Report Yield**

To compute the yield for the planting pattern carried out, multiply the yield conversion factor for the qualifying skip-row planting pattern by either of the following:

- county-expected yield when initially establishing the APH database
- previously approved solid-planted yield when adding to the APH database.

The tables in the following subparagraphs provide factors to convert nonirrigated skip-row cotton yields to a solid-planted basis.

## 505 Cotton (Continued)

**D Conversion Table 1**

The following factors are applicable to Arkansas, Louisiana, Missouri, and all States east of these States. All row widths are equal unless otherwise indicated. Some conversion factors are limited.

<b>Conversion Table 1</b>	
<b>IF the planting pattern is...</b>	<b>THEN the yield conversion factor is...</b>
solid-planted or non-qualifying skip-row pattern	1.00.
2 rows planted x 1 skip-row	1.33.
2 rows planted x 1 narrow skip (40-40-24)	1.23.
2 rows planted x 1 narrow skip (38-38-26)	1.25.
2 rows planted x 2 skip-rows	1.50.
2 rows planted x pattern with 4 or more fallowed rows (2 x 4, 2 x 6, etc.)	1.67.
4 rows planted x 1 skip-row	1.20.
4 rows planted x 2 skip-rows	1.33.
4 rows planted x 4 skip-rows	1.33.
6 rows planted x 1 skip-row	1.14.
6 rows planted x patterns with 2 or more skip-rows	1.20.
all other	computed based on the following steps.

For planting patterns of unequal row widths within the pattern or row patterns other than planting patterns listed in Conversion Table 1, compute the yield conversion factor as follows.

<b>Step</b>	<b>Action</b>
1	Divide the width in inches of the area skipped in the pattern by the width in inches of the whole pattern. Round to 2 decimals.
2	Add 1.00 to the results obtained in step 1.

## 505 Cotton (Continued)

**E Conversion Table 1 Examples**

**Example 1:** Cotton is planted 3 rows wide with a 40-inch skip-row between the planted cotton. The entire pattern is 160-inches wide.

$$40 \div 160 = .25 + 1.00 = 1.25 \text{ Conversion Factor}$$

**Example 2:** Cotton is planted in a mixed pattern of 4 rows planted with one 40-inch skip-row followed by 2 rows planted with one 40-inch skip-row. The pattern for the 4 x 1 is 200 inches wide and the pattern for the 2 x 1 is 120 inches wide.

To calculate the factor for mixed patterns, determine the factor for each part (4 x 1 and 2 x 1) and compute a weighted factor based on the number of planted rows.

$$40 \div 200 = .20 + 1.00 = 1.20 \times 4 \text{ Rows} = 4.80$$

$$40 \div 120 = .33 + 1.00 = 1.33 \times 2 \text{ Rows} = 2.66$$

$$4.80 + 2.66 = 7.46 \div 6 \text{ Rows} = 1.24 \text{ Conversion Factor}$$

**F Conversion Table 1 Factor Limitations**

If planting patterns do **not** meet the requirements of Conversion Table 1, factors will be limited according to this table.

<b>IF any pattern or part of a pattern is...</b>	<b>THEN the conversion factor will not exceed...</b>
1 planted row or 2 consecutive planted rows alternating with idle land	1.67.
3 consecutive planted rows alternating with idle land	1.45.
4 consecutive planted rows alternating with idle land	1.33.
5 or 6 consecutive planted rows alternating with idle land.	1.20.
7 or more consecutive planted rows alternating with idle land	1.00.

## 505 Cotton (Continued)

**G Conversion Table 2**

The factors included in Conversion Table 2 are applicable to New Mexico and the following Texas counties:

- Baylor
- Concho
- Runnels
- Schleicher
- Shackleford
- Sutton
- Taylor
- Throckmorton
- Valverde
- Wilbarger.

In addition, the factors are applicable to all counties west of the list of Texas counties.

<b>Conversion Table 2</b>	
<b>IF the planting pattern is...</b>	<b>THEN the yield conversion factor is...</b>
solid-planted (solid drilled-62 inch) or nonqualifying skip-row patterns	1.00.
1 planted row x 1 skipped 40 inch row	1.32.
1 planted row x 1 skipped 36 inch row	1.19.
1 planted row x 1 skipped 32 inch row	1.06.
2 planted rows x 1 skipped 30-40 inch row	1.29.
2 planted rows x 2 skipped 30-40 inch rows	1.29.
3 planted rows x 1 skipped 30-40 inch row	1.19.
3 planted rows x 2 skipped 30-40 inch rows	1.19.
4 planted rows x 1 skipped 30-40 inch row	1.14.
4 planted rows x 2 skipped 30-40 inch rows	1.14.
4 planted rows x 4 skipped 30-40 inch rows	1.02.
5 planted rows x 1 skipped 30-40 inch row	1.12.
5 planted rows x 2 skipped 30-40 inch rows	1.12.
6 planted rows x 1 skipped 30-40 inch row	1.10.
6 planted rows x 2 skipped 30-40 inch rows	1.10.
7 planted rows x 1 skipped 30-40 inch row	1.08.
7 planted rows x 2 skipped 30-40 inch rows	1.08.
8 planted rows x 1 skipped 30-40 inch row	1.07.
8 planted rows x 2 skipped 30-40 inch rows	1.07.

**506 Peas**

**A Conversion of Dry Pea Production for APH Purposes**

All dry pea production harvested from green pea acreage will be divided by .60 and added to the total green pea production for APH purposes.

**B Green Pea Acreage Production**

The total production for green peas will include dry pea production converted according to subparagraph A, if applicable.

## 507 Sugar Cane

**A Unit of Measure**

All production **must** be converted to pounds of raw sugar. Raw sugar production indicated in net tons **must** be multiplied by 2000 to determine pounds of raw sugar.

Appraised potential production used for approved yield purposes **must** also be determined in net pounds of raw sugar using the following formula:

Appraised tons per acre x percent-of-sugar factor x 2000 = Potential production in pounds of raw sugar.

The percent-of-sugar (sucrose) **must** be determined from any of the following:

- field samples from the same field made by the mill
- \*--comparable harvested acreage from the same field before the date damage occurred
- the percent-of-sugar factor as indicated by a factor on the county AIB if the percent-of-sugar **cannot** be determined from either of the above methods.

**Note:** The AIB may be accessed according to Exhibit 5. The percentage of sugar will be--\* included in the “Statement” section of the Special Provisions.

**B Seed**

The producer **must** notify FSA at least 15 calendar days before cutting any sugarcane for seed. The notice **must** include the unit number and the number of acres the producer intends to cut for seed.

If proper notice is given, the approved yield for the current crop year will be used as appraised potential production for the acreage cut for seed unless a field appraisal was made. Producers may request a field appraisal if they feel the approved yield does **not** accurately reflect the acreage’s potential production. If a field appraisal is made, the appraised potential production will be used for acreage cut for seed.

If the proper 15-calendar-day notice is **not** given, acreage cut for seed will be considered put to another use without consent. The approved yield for the current crop year will be applied as an ineligible cause of loss and used for loss purposes **only**. The acreage cut for seed will be used for APH purposes; however, the production associated with acreage cut for seed will be zero.

**\*--508 Sugar Beets Intended for Processing****A Unit of Measure**

For 2022 and subsequent years, the unit of measure for sugar beets, intended for processing, production is recorded as pounds of raw sugar.

All production must be converted to pounds of raw sugar using a sucrose factor. If the raw sugar production is in net tons, it must be multiplied by 2,000 to convert to pounds.

**B Raw Sugar Percentage**

Percentage of raw sugar means the quantity of sugar determined from analytical tests of samples of harvested beets performed by a processor or laboratory.

The average percentage of raw sugar will be determined from tests performed by the processor at the time of delivery.

If the individual tests of raw sugar content are not made at the time of delivery, the average percent of raw sugar:

- may be based on the results of previous tests performed by the processor during the crop year, if it is determined that these results are representative of the total production
- if not representative, the average percent of raw sugar will equal the raw sugar content percent shown in the RMA AIB “Special Provisions” for the county.

The percent-of-sugar (sucrose factor) must be determined from one of the following methods:

- field samples from the same field made by the processor or lab
- acreage harvested from the same field
- the percent-of-sugar factor as indicated by a factor on the county AIB if the percent-of-sugar **cannot** be determined from either of the above methods.

**Notes:** The RMA AIB may be accessed according to Exhibit 5.

Production for loss purposes must be provided to FSA based on the sugar content and supported by the producer’s records.--\*



**\*--508 Sugar Beets Intended for Processing (Continued)**

**C Adjustment Procedure**

Production that meets the minimum acceptable standards must be determined in net pounds of raw sugar. If the production was provided in tons, convert it to pounds using the following formula:

Appraised tons per acre x percent of raw sugar x 2000 = Potential production in pounds of raw sugar.

**Note:** Production evidence already in net pounds does not require a conversion from tons to pounds.--\*

**509-574 (Reserved)**



## Part 8 Reporting Losses

### Section 1 Loss Information

#### 575 Notice of Loss

##### A Overview

CCC-576, Part B (Exhibit 53) documents:

- a producer's loss or damage to a crop or commodity
- what has been or will be done with the crop acreage or commodity.

##### B Filing CCC-576, Part B

CCC-576, Part B **must** be provided for:

- prevented planting claims, within 15 calendar days after the final planting date
- low yield claims and allowable value loss, the earlier of either the following:
  - 15 calendar days after the disaster occurrence or date of loss or damage to the crop or commodity first becomes apparent
  - 15 calendar days after the normal harvest date

For 2020 and subsequent years, NAP producers of forage with the intended use of grazing who choose to establish loss level using independent assessments, according to subparagraph 804 J, or other alternative loss percentage methods approved by DAFP, according to paragraphs 812 and 813, are not required to file a CCC-576, Parts A and B. For producers meeting that criteria, the only requirement is to file an application for payment on grazed forage by the deadline specified in paragraph 675.

**\*--Note:** Producers may file an application for payment before the loss level being established when using independent assessments, according to subparagraph 804 J, or other alternative loss percentage methods approved by DAFP, according to paragraphs 812 and 813. An application for payment must be filed by the deadline specified in paragraph 675.--\*

For 2020 and subsequent years, NAP producers of forage with the intended use of grazing who choose to establish their loss using similar mechanically harvested forage acreage on the unit for which an approved yield has been calculated, or similar units in the area where approved yields have been calculated for forage, are required to file the following by the applicable deadline:

- CCC-576, Parts A and B by the earlier of the following:
  - 15 calendar days after the disaster occurrence or date of loss or damage to the crop or commodity first becomes apparent

**575 Notice of Loss (Continued)****B Filing CCC-576, Part B (Continued)**

- 15 calendar days after the end of the coverage period
- CCC-576, Parts D through H, according to paragraph 675.

**Note:** Producers may file an application for payment before the loss level being established when using similar mechanically harvested forage acreage on the unit for which an approved yield has been calculated or similar units in the area where approved yields have been calculated for forage. Applications for payment must be filed by the deadline specified in paragraph 675.

An acreage report **must** be filed for the acres devoted to the eligible crop in CCC-576, item 8C and/or 9D, as applicable, for 2015 and subsequent years.

Notices of loss **must** be provided:

- timely
- on CCC-576, Part B
- for at least 1 crop in the pay group for all crops within the pay group to be covered under the notice of loss
- for each weather-related event or adverse natural occurrence that causes damage to or loss of a specific crop or commodity.

**Notes: \* \* \***

Multiple crops can be entered on the same CCC-576, Part B, when the same weather-related event or adverse natural occurrence affected the crops or commodities.

\* \* \*

Although producers may notify FSA of losses to hand-harvested crops within 72 hours according to paragraph 576, this does **not** remove the requirement to complete CCC-576, Part B according to this paragraph.

\* \* \*

## 575 Notice of Loss (Continued)

**C Late-Filed CCC-576, Part B, or Missed 72-Hour Loss Notification**

COC will receive each CCC-576 and determine whether the producer satisfied the requirement to provide a notification of loss for hand-harvested crops, according to paragraph 576, or whether CCC-576, Part B for the crop or commodity has been filed according to subparagraph B. If the producer failed to provide the required notification of loss of hand-harvested crops, according to paragraph 576, or CCC-576, Part B is determined filed beyond the period identified in subparagraph B, COC will consider acceptable crops or commodities on CCC-576's that are filed at such time to permit:

- verification of the information on CCC-576, Part B by inspecting the specific acreage or crop involved
- COC or an authorized CCC representative the opportunity to determine, based on information obtained by inspection of the specific crop acreage or commodity, etc., that eligible disaster conditions, such as damaging weather or adverse natural occurrence as opposed to other factors, caused the claimed damage or loss.

Crops or commodities on CCC-576 **must be denied** in each case where the producer of hand-harvested or rapidly deteriorating crops fails to provide timely notification of loss within 72 hours, according to paragraph 576, or where CCC-576, Part B is submitted beyond the period specified in subparagraph B and at a time that would **not** permit COC or an authorized representative the opportunity to inspect the specific crop acreage or commodity to verify the damage or extent of damage caused by the asserted disaster condition.

**Note:** The inspection **must** provide specific information about the damage or extent of damage to the specific crop acreage or commodity and **not** merely provide information on the existence of the crop acreage or commodity. The inspection **must** be completed within a reasonable amount of time to give the adjuster the opportunity to determine the percent of loss for that specific acreage or commodity.

STC's and COC's do **not** have authority to waive the requirement for a field inspection of \*--CCC-576, Part B filed beyond the period identified in subparagraph B, unless an exception is granted according to paragraph 1000. COC shall document its findings on each crop or--\* commodity on late-filed CCC-576.

**Example:** Producer late-filed CCC-576, Part B on January 15, on crop intended for forage claiming loss because of drought. Snow fell on December 20, before field inspection was performed. In this case, COC **cannot** approve the late-filed CCC-576, Part B because drought condition **cannot** be verified by a field visit.

## 575 Notice of Loss (Continued)

**D Processing CCC-576, Part B**

CCC-576, Part B will:

- be completed by the producer or farm operator
- provide sufficient information for COC to determine that the claimed prevented planting or damage to specific crop acreage or commodity was the result of natural disaster as opposed to other circumstance
- **be date-stamped when received by the County Office**

**Note:** A photocopy of the date-stamped completed CCC-576 shall be given to the producer as evidence of filing.

- be reviewed and acted on by COC or a representative according to subparagraph E.

**Note:** County Office **must** publicize to all producers that a notice of loss will only be accepted on CCC-576.

**E Review of CCC-576, Part B**

\*--COC, or CED if delegated authority exists, will review and thoroughly document in the COC minutes each crop acreage or commodity on CCC-576, Part B and determine whether:--\*

- notice of loss has been filed according to subparagraph A or B
- claimed disaster condition or period, in CCC-576, item 6, appears reasonable and meets the definition of natural disaster

\*--**Note:** This review will include, but is not limited to, determining whether:

- the claimed event occurred during the coverage period
  - the crop loss first apparent date is reasonable.
- any portion of the claimed loss is because of any ineligible causes of loss, and if so, how much production will be assigned

**Note:** Production is only assigned for ineligible causes of loss, when it is determined that a loss is because of both eligible and ineligible causes of loss.--\*

- a field visit is required to verify information on CCC-576 according to subparagraph F

## 575 Notice of Loss (Continued)

**E Review of CCC-576, Part B (Continued)**

- the producer has requested an appraisal of the damaged crop acreage to be abandoned or put to another use.

**\*--Note:** COC may delegate authority to CED to act on CCC-576, Part C, in routine cases. This delegation must be recorded in the COC minutes and specifically define routine cases.--\*

**F Field Visits**

Field visits need **not** be performed with each timely filing of CCC-576, Part B. A field visit need only be performed, to the extent practicable, within 5 calendar days of the date CCC-576, Part B is filed if:

- there is any question about the specific crop acreage or commodity, or claimed disaster condition, including, but **not** limited to:
  - the amount of acreage, or inventory for value loss crops
  - whether the claimed loss or prevented planting condition occurred as claimed or whether the loss or damage was the result of natural disaster
  - cases where the number of producers providing similar notices of loss is low and the alleged disaster condition is **not** apparent to COC

**Note:** A decision **not** to schedule a field visit in no way implies CCC's acceptance or approval of the specific crop acreage or commodity, or alleged disaster condition. It merely demonstrates that the information on CCC-576 does **not** appear to be questionable.

\* \* \*

- CCC-576, Part B is filed beyond the period identified in subparagraph B, but within the period stated in subparagraph C
- the producer indicates on CCC-576, Part B that the crop acreage or commodity will be **\*--destroyed or otherwise disposed of without benefit of harvest, requiring an appraisal. In this case, the County Office will initiate a request for appraisal of the specific crop--\*** acreage. See Section 2.

COC and CED have the option of scheduling a field visit for any CCC-576 when circumstances require inspection of the specific crop acreage or commodity.

Follow subparagraph 588 E for field visits performed for nonappraisal situations.

## 575 Notice of Loss (Continued)

**G COC Action on CCC-576, Part B**

COC or designee will:

- ensure that the provisions of subparagraphs A through E have been followed
  - review CCC-576, Part B
  - complete CCC-576, Part C
  - document findings and:
    - disapprove crop acreage or commodity on notices of loss that are:
      - **not** filed according to this handbook
      - filed for a circumstance other than natural disaster
      - filed beyond the period specified in subparagraph A or B so as to preclude CCC from verifying, with physical evidence of the specific crop acreage or commodity, that the claimed loss or damage occurred
    - notify each producer with an interest in the specific crop acreage or commodity for which action is taken on the CCC-576, Part B. If the notice of loss is:
      - disapproved, generate a letter using the example letter Exhibit 53.2.
      - approved, generate a letter using the example letter in:
        - Exhibit 53.3 for all crops except grazed forage
        - \*--Exhibit 53.4 for grazed forage, if applicable--\*
- Note:** The application for payment date specific to the crops may be included in the letter.
- schedule loss adjustment work as applicable according to Section 2.



**576 72-Hour \* \* \* Notification****\*--A 72 Hour Loss Notification**

For hand-harvested or rapidly deteriorating crops and other crops as determined by DAFP, at least 1 producer having a share in the unit **must** notify FSA of damage or loss through the administrative County Office for the unit within 72 hours of the date damage or loss first becomes apparent.

The 72-hour notification can be satisfied by submitting CCC-576, Part B. Notification of loss within 72 hours by other means does not satisfy the requirement to file CCC-576, Part B.

**B 72-Hour Post Harvest Notification**

During any year that CCC-576, Part B is filed, producers of hand-harvested or rapidly deteriorating crops are required to notify the County Office within 72 hours after harvest is complete and before destruction of the crop so an appraisal of remaining production can be completed. The purpose of the appraisal is to document marketable production left in the field.

With the exception of tropical regions, if the crop is mechanically harvested, COC may waive the 72-hour post-harvest requirement even if the crop is considered a rapidly deteriorating crop.

**Example:** Beans (GRN) are mechanically harvested in Jenkins County, and COC determined that there is no remaining marketable production to appraise.

**C Notification Methods**

Notification may be provided by the participant, or participant's representative, by the following methods:

- in person
- e-mail
- FAX
- phone.

**Note:** WebRFS must be completed to record the producer's notification according to 1-RFS.--\*

County Offices should obtain the following information at the time of the notification:

- producer name
- unit affected
- crop affected
- apparent date of the loss
- cause of loss
- what will be done with damaged crop
- what has been done with prevented planted or damaged crop acreage.

**\*--Notes:** State or County Offices **must** publicize 72-hour notification requirements, including acceptable notification methods.--\*

**576 72-Hour \* \* \* Notification (Continued)****C Notification Methods (Continued)**

Crops other than hand-harvested crops that are subject to this subparagraph will be identified on CCC-471 NAP BP. STC should identify crops that should be subject to the 72-hour notification requirement and recommend those crops to DAFP for approval. STC should use the following criteria to determine whether to recommend a crop:

- crop can quickly deteriorate after a disaster occurrence
- crop requires a prompt appraisal to account for accurate production.

**D Failure of Producer to Provide 72-Hour Notification**

The failure of a producer to provide 72-hour notification of loss according to this paragraph may prevent FSA from verifying the information submitted on notice of loss (CCC-576, Part B) filed according to paragraph 575. The provisions of subparagraph 575 C will be used to determine whether a producer's failure to timely file a 72-hour notification of loss according to paragraph 576, or the failure to file a timely notice of loss (CCC-576, Part B) according to paragraph 575, will result in disapproval of the producer's notice of loss (CCC-576, Part B) and payment application for the crop.

**577 Yield-Based Crops****A Identifying Yield Based Crops**

Yield based crops are crops for which both of the following apply:

- production is measured in units per acre, for example ton, bu. etc.
- an approved yield can be established for the amount of expected and actual production produced on a per-acre basis.

**B Crop Loss Requirement**

Producers are eligible to receive low yield or prevented planting payments on a unit when the types or varieties of a defined pay crop and pay type have a summary loss that exceeds the coverage level elected by the producer.

For basic 50/55 coverage, low yield losses **must** exceed 50 percent and prevented planted losses **must** exceed 35 percent.

## 577 Yield-Based Crops (Continued)

**B Crop Loss Requirement (Continued)**

For selected NAP buy-up coverage, as applicable, low yield losses **must** exceed:

- 50 percent for 50/100 coverage
- 45 percent for 55/100 coverage
- 40 percent for 60/100 coverage
- 35 percent for 65/100 coverage.

For NAP buy-up coverage, prevented planting losses **must** exceed 35 percent.

To establish whether a crop meets the unit loss requirement, COC and STC will:

- consider crops that historically have multiple plantings in the same crop year as separate crops for each approved planting period according to Part 4
- review all acreage and production of each crop without regard to:
  - secondary use according to subparagraph 202 C
  - salvage according to paragraph 612
  - practice, including, but **not** limited to:
    - irrigated and nonirrigated acreage
    - initial or double-cropped acreage
    - summer fallow or continuous crop rotation
- intended use.

**Note:** Review the following without regard to other intended uses:

- seed intended uses qualifying as a separate and distinct crop, according to subparagraph 202 F
- small grain forage qualifying as a separate and distinct crop, according to paragraph 805.

**578 Value Loss Crops****A Identifying Value Loss Crops**

Because of the unique nature of value loss crops, special provisions are **required** to assess losses and calculate assistance. This is necessary because the crops do **not** lend themselves to yield calculations or production loss situations. See subparagraph 900 A for value loss crops.

**B Calculating Loss**

NAP assistance for value loss crops is determined by comparing the value of inventory immediately before a disaster to value of inventory immediately after a disaster. Determinations concerning the value of the loss for the crop on the unit **must** be made. The crop **must** be unmarketable to be considered a loss.

Methods of establishing inventory or dollar value immediately before disaster include, but are **not** limited to, the following:

- appraisal by LA
- accurate inventory records from the producer
- producer's beginning inventory extrapolated from COC-established mortality rates based \*--on size, age, and days of growth, if applicable.--\*

The total loss of value of each type or variety within the grouping will be summarized in a unit, as determined by share relationship, and **must** be in excess of:

- 50 percent because of natural disaster for basic 50/55 coverage
- the applicable guarantee if buy-up coverage is elected by the producer.

Use CCC-576B for calculating NAP assistance for value loss crop losses.

**579-585 (Reserved)**

## Section 2 Measurements and Appraisals

## 586 Overview

## A Introduction

Producers choose whether to abandon, replant, destroy, or harvest specific crop acreage. A producer's choice of action on any specific crop acreage could impact the producer's eligibility for NAP assistance. The decisions made by the producer could have a bearing on the producer's opportunity to provide acceptable production evidence for NAP purposes.

Part 9 explains:

- different types of production
- production reporting requirements
- when production records are required.

This table summarizes the requirements of **7 CFR Part 1437.11** and identifies what producers **must** do when certain situations arise.

IF the producer...	THEN for APH and/or CCC-576 purposes...
<p>*--chooses <b>not</b> to harvest the crop or harvests in a different manner than intended</p> <p><b>Example:</b> Intended for grain – final use silage.--*</p>	all eligible acres and crop units for which the producer intends to make an application for payment <b>must</b> be left intact until the units have been appraised or released.
harvests the crop	the producer <b>must</b> provide such acceptable documentary evidence of crop production as FSA may require according to Part 9.

**587 Performing Measurement Services****\*--A Measurement Service Activities--\***

Measurement services include the following:

- acreage determinations
- production measurements
- crop appraisals.

**B Measurement Service Provided at No Charge**

For NAP purposes, LA will provide at no cost to the producer:

- \*--any measurement service required as a result of a NAP covered producer filing an acceptable notice of damage or loss of a NAP covered crop, including required farm visits for late-filed CCC-576 and required appraisals for hand-harvested crops in a year of loss according to paragraph 601
- review of crop acreage for adjustments for fruit or nut crops according to\*--\* paragraph 502
- measurement services required for reviews and inspections, such as:
  - acreage reviews
  - spot checks
- \*--measurement of harvested production not yet marketed when an acceptable notice of damage or loss of the NAP covered crop has been filed.--\*

**587 Performing Measurement Services (Continued)****C Measurement Service Charges**

\*--For NAP purposes, when there is **not** an acceptable notice of loss, charge for measurement--\* services or late file according to 2-CP when:

- producers request the service to provide acceptable production records for APH
- certification of records is allowed
- other means of providing acceptable production records are available
- the production measurements and crop appraisals are **not** those identified in paragraph 502 for perennial crops.

Charge measurement services according to 2-CP for all requests for contracts administered by an MPCCI company.

**D Using LA's**

LA's may **not** be used to perform measurement service requests for APH purposes. Measurement services for APH purposes are **not** related to a loss or validating a compliance concern.

The apportionment FSA receives to pay LA's is **specifically** for NAP and TAP **only**. A producer's request for a paid measurement service **must** be performed by an FSA employee or field reporter.

**587 Performing Measurement Services (Continued)****E Responsibility of Producers**

Although measurements or appraisals may assist a producer in meeting a requirement for accurate reports of acreage or production, the submission of a request for measurement or appraisal does **not** relinquish the producer of the responsibility of providing required and acceptable information.

If any measurement service is **not** performed:

- and the producer paid a fee for this service, refund the fee
- the producer's eligibility for NAP assistance will be determined based on acreage and production records acceptable to COC according to Parts 4 and 6.

A producer's failure to provide acreage and production evidence, when required, will result in:

- using assigned yields in calculating the approved yield
- denying NAP assistance for the crop year in which this failure occurred.



**588 Performing Appraisals****A Appraisal Requests**

Appraisals will be requested by producers and completed timely by LA on all crops that will **not** be taken to harvest because of an eligible disaster condition.

**B LASH**

COC will ensure that representative sample areas are established according to the RMA specific crop LASH available at <http://www.rma.usda.gov/handbooks/25000/index.html>; such as for forage, under “Loss Adjustment Standards Handbooks”, click applicable year.

**\*--C Loss Adjustment Forms**

Specific crop loss adjustment forms are available on DAFP’s Intranet page under “NAP Loss Adjustment Forms” at <https://inside.fsa.usda.gov/program-areas/dafp/dap/nap/index>.--\*

**D Method of Appraising**

Perform appraisals and notify producers according to loss adjustment manual procedure. If a loss adjustment appraisal is required for a crop for which loss adjustment manual procedure is **not** available, complete the loss adjustment by identifying the affected acreage and documenting the method used to determine the production to count.

\*--Record results of appraisal on CCC-576-1 according to Exhibit 64.--\*

## 588 Performing Appraisals (Continued)

**E Similar Treatment**

LA's will follow established loss adjustment appraisal procedures when making loss adjustments.

**Exceptions:** No adjustment to the quantity of the crop will be made because of a loss of quality **unless** a zero dollar value for this quantity is determined. See subparagraph 610 A.

Pre-acceptance inspections are **not** required for the crop to be eligible for NAP. However, LA and COC **must** determine the crop was:

- produced using good farming practices
- adversely affected by natural disaster.

**Note:** A producer **cannot** elect to make specific crop acreage for which CAT is available eligible for NAP assistance by failing to meet CAT guidelines or provisions.

**F Completing Loss Adjustment Activities**

Loss adjustment appraisals for NAP will be completed by LA, whenever possible.

Loss adjustment activities that are **not** specifically related to an appraisal can be completed by any County Office employee who is capable of completing both of the following:

- verification of the accuracy of information entered on CCC-576, Part B
- all other necessary documents.

LA who completes the appraisal will obtain the producer's signature on CCC-576-1. The producer's signature on CCC-576-1 is the producer's concurrence of production determined by LA.

**\*--G Using Electronic Devices to Measure Acres**

Electronic devices must meet the accuracy standards established in 1-GIS, paragraph 278. Specifically, accuracy must be within 3 meters (9.8 ft.). FSA-approved GPS devices, such as the handheld Garmin 64 series and Trimbles, can achieve this standard.

Employees' and LA's privately owned cell phones or similar personal devices can be legally subject to confiscation and searches, if used in the course of official government business. OGC strongly discourages using personal electronic devices.--\*

**\*--589 Controversial Appraisals/Inspections****A Preventing a Controversy**

LA's must contact the producer to arrange a time to inspect the affected acreage and encourage the producer to accompany the LA during the appraisal. By doing so, the LA can explain the appraisal method being used and why certain areas were chosen as representative samples.

If a controversy is anticipated, avoid sending the LA to the inspection alone. CED or another LA should accompany the primary LA.

**B Resolving a Controversy**

When a producer disagrees with an LA's appraisal:

- request the producer complete CCC-576-1, Part E
- obtain a second appraisal if another LA is available to immediately appraise the crop.

**C LA's Responsibility**

If a disagreement cannot be resolved while the LA is onsite with the producer, the LA must:

- complete and submit the original CCC-576-1 to the County Office
- thoroughly document the following facts on FSA-501:
  - how the appraisal was determined
  - how representative samples were chosen
  - the basis of the producer's disagreement
- support the statement of facts with pictures or videos taken in a straightforward, open manner to avoid giving the appearance of being secretive or suspicious.--\*

**589 Controversial Appraisals/Inspections (Continued)****D Producer's Responsibility**

The producer is required to sign CCC-576-1. In any case when the producer does not agree with the appraisal, the producer:

- should complete CCC-576-1, Part E, and provide a thorough explanation of the reason for disagreement
- \*--must provide CCC-576-1, Part E to the County Office within 14 calendar days of the LA's appraisal.

**Note:** COC may consider at their discretion information on CCC-576-1, Part E provided after 14 calendar days. Document the reason(s) COC accepted the information after 14 calendar days and place it in the producer's file.--\*

**E CED's Responsibility**

CED's must:

- review the initial LA's CCC-576-1 and supporting documentation
- review the subsequent LA's CCC-576-1 and supporting documentation, if applicable
- review CCC-576-1, Part E completed by the producer for reasonableness and completeness
- contact the LA and producer, making every effort to resolve the disagreement.

If the disagreement is not resolved, submit all appraisals and CCC-576-1, Part E to COC for consideration.

**Note:** If appraisals are completed by 2 LA's and the 2 appraisals have significant differences, are not reasonable, or are not supported factually, CED must consult the State Office about completing a third appraisal by CED or another LA.

**\*--589 Controversial Appraisals/Inspections (Continued)**

**F COC's Responsibility**

COC must review the LA's CCC-576-1 and supporting documentation in addition to CCC-576-1, Part E for determining production.

COC may do any of the following:

- select 1 appraisal
- average multiple appraisals
- use highest or lowest of appraised production
- use any reasonable similar method.

COC must thoroughly document in the COC minutes the appraisal used, or how a combination of appraisals was used, to determine production.

The NAP participant must be notified of the COC's determination and provided appeal rights according to 1-APP.--\*

**590-599 (Reserved)**



## Part 9 Production

### 600 Overview

#### A Purpose

The purpose of this part is to explain terms, identify production reporting requirements, and clarify policy.

#### B Definitions

The following terms are used in this part.

Term	Usage and Meaning	References
Actual Production	The total amount of harvested and appraised production on a unit.	Paragraph 605
Harvested Production	The total amount of harvested production from the unit supported by an acceptable record and certification of the producer.	Paragraph 605
Appraised Production	The amount of production: <ul style="list-style-type: none"> <li>determined present on the unit that is <b>not</b> harvested</li> <li>harvested, but <b>not</b> included in the unit's acceptable harvested production evidence.</li> </ul>	Paragraph 607
Assigned Production	The amount of unit production: <ul style="list-style-type: none"> <li>late planted provision</li> <li>loss because of ineligible causes</li> <li>that <b>must</b> be attributed to the unit because of a guaranteed contract, payment, or similar arrangement.</li> </ul>	Paragraph 607
Expected Production	The amount of production anticipated on the unit for the crop year.	Paragraph 608

## 600 Overview (Continued)

## B Definitions (Continued)

Term	Usage and Meaning	References
Net Production	Production to count. The total amount of harvested, appraised, and assigned production on the unit. Net production is used to calculate the amount of NAP assistance.  *-- <b>Note:</b> Do <b>not</b> include production from ineligible acres.--*	Paragraph 609
Salvage Value	The dollar value of production of the eligible crop type or variety that because of natural disaster <b>cannot</b> be sold or otherwise marketed in any market for which a price or yield is established.	Paragraph 612
Secondary Use	The monetary value deducted from NAP when specific crop acreage reported with a particular intended use is harvested, and the harvested production bears little resemblance to, or has a different unit of expression than the unit of expression for the reported intended use.	Subparagraph 202 C

## 601 Records of Production

## A Producer Responsibilities

Producers are responsible for providing accurate and complete information. It is the producer's responsibility to report the total amount of unit production on forms containing the producer's signature and certification. It is **not** FSA's responsibility to determine the producer's amount of production.

Producer's responsibilities include, but are **not** limited to:

- providing, when **required**, the best verifiable or reliable production evidence available for the crop by practice, type, intended use, or planting period
- summarizing all the production evidence



## 601 Records of Production (Continued)

## A Producer Responsibilities (Continued)

- accounting for all the crop's production, whether or **not** records reflect this production

**Note:** This may include production where u-pick operations are established after normal mechanical harvest has been completed.

- providing the information in a manner that can be easily understood by COC
- reporting production by the later of the subsequent year acreage reporting date or 60 calendar days after the normal harvest date
- retaining production evidence for 3 crop years after the crop year it is initially certified

**Note:** All producers, including producers of hand-harvested crops, are **required** to provide acceptable and verifiable production records for production that is harvested. Reliability of nonverifiable or reliable records is determined by COC. See subparagraph E.

- \*--during any year that CCC-576, Part B is filed, providing required 72-hour notifications to the County Office for hand-harvested or rapidly deteriorating crops according to paragraph 576.--\*

If selected for spot check, supporting evidence is **required** for acreage and production that was certified on the current crop year CCC-452.

If the producer fails to provide acceptable production evidence where **required** by COC or as the result of a spot check, an assigned, zero credited, or T-yield will apply and will be included in the APH database according to Part 7.

See paragraph 151 for actions for unacceptable, incorrect, or false records and certifications.

**Note:** Producer **cannot** self-certify to zero production.

**601 Records of Production (Continued)****B Acceptable Records**

All acceptable production reports that are continuous, signed, and submitted by the applicable production reporting date, by the producer for the applicable base period, will be \*--used. Production records acceptable to FSA include verifiable or nonverifiable:--\*

- commercial receipts, settlement sheets, warehouse ledger sheets, pick records, or load summaries if the eligible crop was sold or otherwise disposed of through commercial channels
- documentary evidence, such as contemporaneous measurements, truck scale tickets, pick records, and contemporaneous diaries, as necessary, to verify information provided by the producer if the eligible crop was stored, sold, fed to livestock, or otherwise disposed of other than through commercial channels
- appraisal information from a LA acceptable to FSA.

**Note:** Reliability of nonverifiable \* \* \* records is determined by COC. See subparagraph E.

All producers of hand-harvested crops will be **required** to request an appraisal after harvest is complete but before the destruction of the crop to document any production left in the field when CCC-576 is filed because of loss.

**C Verifiable Records**

Verifiable production records for an eligible crop **must** be submitted by the producer to support an application for payment, CCC-576, Parts D through F, or as **required** to support a certification of production.

Verifiable records of production include contemporaneous records provided by the producer that:

- may be verified by FSA through an independent source
- are used to substantiate the amount of production reported.

**601 Records of Production (Continued)****C Verifiable Records (Continued)**

Verifiable records **must**:

- be dated
- show disposition of the crop's production, including both quantity and price
- be seasonal or crop specific for crops that are produced more than once in a calendar year
- be provided if they exist:
  - together with the producer's certification of production in support of any application for payment, CCC-576, Parts D through F
  - whenever a record of production is otherwise **required** by FSA.

**D Nonverifiable Records**

If production records submission is **required** and verifiable records are **not** available, the producer **must** provide any documentation available, including, but **not** limited to:

- copies of receipts
- ledgers of income
- income statements of deposit slips
- cash register tapes
- invoices for custom harvesting
- u-pick records.

Nonverifiable production records are subject to COC determination of acceptability as reliable records according to subparagraph E.

**601 Records of Production (Continued)****E COC Responsibilities**

COC will follow this table when receiving and reviewing production records.

<b>Step</b>	<b>Action</b>
1	Date-stamp original hard copy records with county name.
2	Photocopy original date-stamped production records submitted by the producer.
3	Place photocopied date-stamped records in the producer's county file.
4	Return original date-stamped production evidence to the producer.  <b>Note:</b> The original date-stamped production evidence can <b>only</b> be returned to the producer if the photocopies have been made and placed in the producer's file.
5	Review the producer's file for previously submitted production evidence. Ensure that records have <b>not</b> been duplicated.
6	Ensure that the producer understands that the production records <b>must</b> be: <ul style="list-style-type: none"> <li>• complete and represent the unit's total harvested production</li> <li>• for the correct unit, crop year, and acreage.</li> </ul>

## 601 Records of Production (Continued)

## E COC Responsibilities (Continued)

Step	Action						
7	<p>COC will review all production records submitted by the producer and determine whether the records support the producer's certification or report of production. If the records:</p> <ul style="list-style-type: none"> <li>• (whether verifiable or nonverifiable) do <b>not</b> support or agree with the producer's certification, notify producer the production records are <b>not</b> acceptable and will <b>not</b> be used for APH purposes or to calculate assistance</li> <li>• support the producer's certification: <ul style="list-style-type: none"> <li>• and are verifiable, the records are acceptable</li> <li>• but are <b>not</b> verifiable, follow step 8.</li> </ul> </li> </ul> <p><b>Notes:</b> After copies of production records have been placed in the producer's file in the county, they shall <b>not</b> be removed or returned to the producer.</p> <p>See step 8 for review of nonverifiable records by COC.</p>						
8	<p>Before acting on any application for payment or determining a nonverifiable production record as reliable and, therefore, acceptable, compare the producer's record of production with neighboring producers of the crop, or a similar crop, <b>who</b> have provided verifiable or reliable reports of production.</p> <p><b>*--Note:</b> If records are neither verifiable nor non-verifiable, the COC will deem the records unacceptable. A certification or summary of production unsupported by non-verifiable production records is not acceptable and will not be compared to neighboring farms.--*</p> <table> <tr> <th>IF...</th><th>THEN...</th></tr> <tr> <td>similar levels of production were experienced by other producers on neighboring farms</td><td>the producer's certification, supported by some nonverifiable record of production, may be considered reliable and acceptable.</td></tr> <tr> <td>records do <b>not</b> support the producer's certification of production or the level of production is significantly different than producers on neighboring farms</td><td> <p>COC will disapprove NAP assistance and notify the producer that the certification and record of production is neither verifiable nor reliable and is unacceptable.</p> <p><b>Note:</b> Under no circumstances will COC assign production for a lack of acceptable verifiable or reliable production evidence. Production may only be assigned for reasons stated in paragraph 607.</p> </td></tr> </table>	IF...	THEN...	similar levels of production were experienced by other producers on neighboring farms	the producer's certification, supported by some nonverifiable record of production, may be considered reliable and acceptable.	records do <b>not</b> support the producer's certification of production or the level of production is significantly different than producers on neighboring farms	<p>COC will disapprove NAP assistance and notify the producer that the certification and record of production is neither verifiable nor reliable and is unacceptable.</p> <p><b>Note:</b> Under no circumstances will COC assign production for a lack of acceptable verifiable or reliable production evidence. Production may only be assigned for reasons stated in paragraph 607.</p>
IF...	THEN...						
similar levels of production were experienced by other producers on neighboring farms	the producer's certification, supported by some nonverifiable record of production, may be considered reliable and acceptable.						
records do <b>not</b> support the producer's certification of production or the level of production is significantly different than producers on neighboring farms	<p>COC will disapprove NAP assistance and notify the producer that the certification and record of production is neither verifiable nor reliable and is unacceptable.</p> <p><b>Note:</b> Under no circumstances will COC assign production for a lack of acceptable verifiable or reliable production evidence. Production may only be assigned for reasons stated in paragraph 607.</p>						

## 602 Reports of Production

### A Production Reporting Date

For each crop for which FSA-578 is filed and is covered by NAP, the producer **must** report production for that acreage by:

- ~~the application for payment deadline according to paragraph 675 if a notice of loss and application for payment was filed~~
- the later of the following if a notice of loss or application for payment was not filed:--\*
  - the subsequent year's acreage reporting date for the crop
  - 60 calendar days after the normal harvest date for the crop.

**Note:** Producers can report production for a crop that does **not** have NAP coverage to maintain their APH.

Except for grazed forage and value loss crops, production **must** be reported for any NAP crop acreage. Failure to report production by the applicable production reporting date:

- will result in the disapproval of any CCC-576 associated with the year in which benefits are requested

**Notes:** Reports of production for an eligible crop in the year for which CCC-576 is filed **must** be accompanied by an acceptable record of production.

A report of production associated with an application for payment could be due earlier, see paragraph 675.

- will have adverse implications for future year approved yield calculations
- could result in future ineligibility for NAP assistance on this crop.

All certifications of production are subject to verification. Producers providing any certification of production attest that:

- the report of production is accurate and complete to the best of their knowledge
- no production of the crop is omitted or otherwise **not** accounted for in the report
- an acceptable record supporting the certification exists and will be made available for review at the request of CCC for a period of **not** less than 3 years following the year production was certified.

Production reports **cannot** be accepted without a corresponding (generally previous filed) FSA-578.

## 602 Reports of Production (Continued)

**B Requirements for Records and/or Certifications**

Depending on circumstances, producers are **required** to certify production and do either of the following:

- attest that an acceptable record exists to support the certification
- provide an acceptable record in support of the certification.

This table contains examples of when records and/or certifications of production **must** be provided.

<b>WHEN the producer is reporting unit production for...</b>	<b>AND...</b>	<b>THEN the producer must provide an acceptable certification of production on CCC 452...</b>
the current or previous crop year before the applicable production reporting date	harvest of the unit has been completed, and CCC-576 has <b>not</b> been or will <b>not</b> be filed for the current year	for such current or previous crop year that can be supported by an acceptable record of production.  <b>Note:</b> The producer providing any certification of production certifies that records are available and will be maintained to support this certification for a period of <b>not</b> less than 3 years following the year in which this certification was provided. Submission of the production records is <b>not required</b> unless selected for spot check.
	CCC-576 is or will be filed	<b>and</b> record of production for the year for which CCC-576 is or will be filed.  <b>Notes:</b> COC may require acceptable records of production for any previous year of production certified by the producer before approving any CCC-576.  *--See paragraph 675.--*

## 602 Reports of Production (Continued)

**B Requirements for Records and/or Certifications (Continued)**

<b>WHEN the producer is reporting unit production for...</b>	<b>AND...</b>	<b>THEN the producer must provide an acceptable certification of production on CCC-452...</b>
a previous crop year for which a NAP acreage report was filed	an acceptable certification of production was <b>not</b> timely filed resulting in either an assigned or zero credited yield being placed in the unit's APH	<b>and</b> record of production for such year, before removal of the assigned or zero credited yield from APH database.  <b>Notes:</b> Approved yield calculations may be revised <b>only</b> for the following crop year.  See paragraph 408.
	an acceptable certification of production was <b>not</b> timely provided, and an approved yield was never calculated for the crop in any crop year	<b>and</b> record of production for each year in the APH period or have an applicable T-yield assigned to this year in the base period. The approved yield will be effective for the following year.



**603 Using Another Producer's Records****A Acceptable Records Not Maintained**

When a producer has **not** maintained acceptable records, acreage and production evidence from another person who shares in the same acreage of the crop for the current crop year may be used to support production reports certified by the producer.

**B When to Use Another Producer's Records**

Use the records of another producer with a share interest when:

- the evidence is acceptable and accounts for all of the other producer's acreage and production of the crop in the county
- continuity requirements are met
- a copy is provided by the producer when selected for approved yield review or when **required** by COC.

**604 Reported or Determined Production****A Using Reported and Determined Production**

When a unit has both reported and determined production, COC will use:

- the larger of the reported or determined production to determine net production and amount of NAP assistance
- determined production for APH purposes.

**B When Production May Be Incorrect**

\*--See Part 3, Section 2 for NAP provisions about:--\*

- unacceptable, incorrect, or false records and certifications
- variance
- misrepresentation, scheme, or device.

**605 Actual, Harvested, and Appraised Production****A Definition of Actual Production**

Actual production means the total of the eligible crop unit's:

- harvested production
- appraised production, if **not** accounted for in harvested production.

**Notes:** Appraisals **must** be performed by LA.

Actual production is the **only** production in the APH database that is the basis for calculating the approved yield.

**605 Actual, Harvested, and Appraised Production (Continued)****B Definition of Harvested Production**

\*--Harvested production means all production from all eligible acres of the eligible crop--\* from the unit that can be supported by an acceptable record, including, but **not** limited to, production:

- gathered by hand
- grazed by livestock
- mechanically harvested.

Except for secondary use (subparagraph 202 C), the quantity of a commodity that has any dollar amount or equivalent value for sale or market as any intended use of the crop for which a price or yield is established by CCC is **not** salvage and **must** be counted as production of the crop regardless of whether a price or yield for the intended use is approved for the county.

See:

- paragraph 610 for quality losses
- paragraph 612 for salvage value.

**C Definition of Appraised Production**

Appraised production means production determined by FSA, RMA, FCIC, company reinsured by FCIC, or other appraiser acceptable to FSA, that was unharvested, but reflected the crop's yield potential at the time of appraisal. For the purpose of APH, appraised production specifically **excludes** production lost because of ineligible disaster conditions.

**Note:** See 2-NAP for instructions on preparing CCC-576-1, appraisals, and measurement services.

**D Multiple-Harvested Crops**

The harvested production of eligible crop acreage harvested more than once in a crop year will include the total harvested production from all harvests.

**606 Commingled Harvested Production****A General Rule**

Producers **must** make the unit production of a commodity a matter of record before commingling by doing any of the following, as applicable:

- providing copies of verifiable documents showing that production of the commodity was purchased, acquired, or otherwise obtained from beyond the unit
- having the production measured
- having current year's production appraised.

**Note:** For commingled production from native sod acreage, see paragraph 379.

**B Commingled Between Practice, Type, Intended Use, or Planting Period**

When production has been commingled, separate production may be determined by practice, type, intended use, or planting period if:

- the producer provides a yield estimate by practice, type, intended use, or planting period from past production records
- the producer accounts for total disposition
- COC considers resulting yields reasonable.

When production has been commingled between practice, type, intended use, or planting period and the producer **cannot** provide a yield estimate by practice, type, intended use, or planting period, the total acreage and production will be charged to the practice, type, intended use, or planting period that would normally result in the highest yield, such as production commingled between irrigated and nonirrigated practices is charged to the irrigated practice. The approved yield for the lower yielding practice, type, intended use, or planting period will be based on variable T-yields determined by the past number of years of actual yields provided.

**Example:** Producer A has an approved yield for sweet corn that has separate yields for both irrigated and nonirrigated practices. The STC-established NCT yield for sweet corn is 65 cwt. Producer A did **not** maintain a separate production record between the irrigated and nonirrigated practices for the 2014 crop year. For the 2014 crop year, the APH database for the irrigated production would include both the irrigated and nonirrigated production. The APH database for the nonirrigated practice would be based on a variable T-yield determined by the number of years of actual yields provided.

## 606 Commingled Harvested Production (Continued)

**B Commingled Between Practice, Type, Intended Use, or Planting Period (Continued)**

<b>Irrigated Approved Yield Database</b>			
<b>Sweet Corn - Irrigated</b>			
<b>Year</b>	<b>Production</b>	<b>Acres</b>	<b>Yield</b>
2015	22,080.00 cwt.	120.0	A184
2014	12,000.00 cwt.	100.0	A120
2013	16,800.00 cwt.	120.0	A140
2012	28,800.00 cwt.	180.0	A160
2011	16,800.00 cwt.	160.0	A105
2010	16,680.00 cwt.	120.0	A139
2009	22,800.00 cwt.	120.0	A190
2016 Approved Yield = 148.00 cwt.			

<b>Nonirrigated Approved Yield Database</b>			
<b>Sweet Corn - Nonirrigated</b>			
<b>Year</b>	<b>Production</b>	<b>Acres</b>	<b>Yield</b>
2015	5,160.00 cwt.	60.0	A86
2014	6,720.00 cwt.	80.0	A84
2013	5,760.00 cwt.	60.0	A96
2012	Z	Z	Z
2011	3,600.00 cwt.	80.0	A45
2010	4,500.00 cwt.	60.0	A75
2009	0	60.0	T65
2016 Approved Yield = 75.00 cwt.			

**606 Commingled Harvested Production (Continued)****C Commingled Between Units**

Production that is commingled between units **before** it is a matter of record will be prorated to each respective unit in proportion to each unit's harvested crop acreage according to this table.

<b>Step</b>	<b>Action</b>
1	Total commingled production of the eligible crop.
2	Total harvested acreage of the crop in each identified unit.
3	Divide step 1 by step 2.
4	Multiply result of step 3 times each identified unit's harvested acreage of the crop.
5	Add result of step 4 for each unit to each unit's respective harvested production.

**D Commingled Between Years**

COC will consider production commingled between years as harvested production for the current year for determining net production for the crop year of filing CCC-576, unless the production from another crop year is a matter of record before commingling. Production from a different crop year that is a matter of record before commingling **must** be identified as production **not** to count on CCC-576, Part D, item 38. COC will **not** prorate commingled production between crop years.

Records used to identify the crop year from which production arose **must** be:

- verifiable
- acceptable to COC.

## 606 Commingled Harvested Production (Continued)

**\*--E Commingled Production Between Conventional, Transitional, and Certified Organic Crops**

Producers that grow conventional, transitional, and certified organic crops are **required** to keep separate records. Production from any conventional, transitional, and organic crop acreage **cannot** be commingled and then prorated to each type of acreage. For APH--\* purposes, if a NAP participant commingles production from conventional acreage with production from transitional or certified organic acreage, the production is considered conventional. If the NAP participant combines production from transitional acreage with production from certified organic acreage, the production will be considered transitional production.

**Example:** Producer A has 100 acres of NAP-covered oats for grain in 1 unit (100 percent share); 25 acres are certified organic, 20 acres are transitional, and 50 acres are conventional. The producer reports production at 5,000 bu. for 100 acres because all 100 acres were commingled. 2,500 bu. of the production was attributed to the conventional acreage and received an actual yield (yield type “A”) of 50 bu. The producer will receive the applicable assigned yield (yield type “P”) or zero credited yield (yield type “O”) for the 25 acres of certified organic and transitional.

**Note:** The producer **cannot** credit all production (5,000 bu.) to the 50 acres of conventional to raise the yield on that acreage. Production **must** be prorated.

**F Commingled Between Eligible and Ineligible Acres**

\*--Production that is commingled between eligible and ineligible acres **before** it is a matter of record will be prorated to each respective acreage in proportion to each harvested crop acreage according to this table.

Step	Action
1	Total commingled production of the crop.
2	Total harvested acreage of the crop.
3	Divide step 1 by step 2.
4	Multiply result of step 3 times each respective eligible and ineligible harvested acreage of the crop.
	<b>Note:</b> Do not include production from ineligible acres in the approved yield calculation or NAP loss payment calculation.

--\*

## 607 Assigned Production

### A Definition of Assigned Production

Assigned production means the loss of production **not** related to natural disaster.

**Note:** An assigned yield in the APH database is **not** the same as assigned production. See Part 7, Section 1.

### B Using Assigned Production

Assignments of production are **required** when there is CCC-576 for an eligible crop and any of the following apply:

- it is determined that the crop's loss is because of an ineligible disaster condition, or circumstances other than natural disaster, and this ineligible cause of loss has **not** been  
\*--otherwise accounted for--\*
- unit acreage was destroyed without consent (paragraph 376)

**Note:** If unit acreage was destroyed without consent, the amount of assignment for this acreage is the NAP production guarantee (Exhibit 53.5).

- the producer has a contract to receive a guaranteed payment for all or a portion of the crop, as opposed to or regardless of delivery
- \*--the producer plants the crop after the final planting date--\*

**Notes:** See paragraph:

- 51 for eligible and ineligible causes of loss
- 611 for converting the guaranteed payment to assigned production
- \*--380 for using ineligible acres loaded into SNAPP.--\*

See Exhibit 53.5 for guidance on calculating the NAP production guarantee.



## 607 Assigned Production (Continued)

**B Using Assigned Production (Continued)**

- irrigation equipment is **not** capable of supplying adequate water to sustain the expected production of a normal irrigated crop

**Example:** The county-expected yield established in the county is based on pivot irrigation. However, a producer has a different type of irrigation method called drip irrigation. Given the different type of irrigation equipment used by the 1 producer, an assigned yield will be determined if drip irrigation would **not** be considered representative of the irrigated yield established.

- for annual or perennial crops, the irrigation practice is **not** used
- for annual crops, the supply of available water at the beginning of the crop year is **not** adequate
- for perennial crops, the supply of available water at the beginning of the crop year is **not** adequate because of a circumstance **not** related to a natural disaster.

Assigned production will be:

- included in the eligible crop unit's net production for loss purposes
- **excluded** when calculating approved yields.

**C Documenting Assigned Production**

COC **must** document the following in each case where production is assigned:

- the basis for assignment
- the quantity of production assigned
- how the amount of assigned production was calculated or determined.

**Note:** Producers **must** be notified of assigned production, including all of the information **required** to be documented by COC.

**608 Expected Production**

**A Definition of Expected Production**

Expected production means, for a crop, the smaller of the unit's reported or determined acreage, multiplied by the eligible crop unit's approved yield.

**B Purpose of Expected Production**

Expected production is compared with net production for determining loss.

**609 Net Production**

**A Definition of Net Production**

Net production means the **production to count** and applies when CCC-576 has been filed for \*--the eligible crop and does **not** include production from ineligible acres.--\*

**B Applicable Production**

Net production includes all of the following types of unit production:

- harvested
- appraised
- assigned.

## 610 Quality Loss Production Adjustment

### A NAP Assistance for Quality Losses

If a quantity of a type or variety of a crop (even a value loss crop) suffers a loss of quality, the quantity will be counted as production (or full value) of the crop unless, because of condition, the quantity has no potential value in any established market for the commodity anywhere.

**Exception:** Net production may be adjusted for a quality loss **only** according to paragraph 209.

**Note:** A grower's **inability** to find a suitable market for any quantity has no bearing on whether the quantity counts as production. The quality of the commodity and the establishment of a market anywhere is all that is relevant. The fact that a particular market does **not** exist for a **specific** grower or location is **not** relevant.

**Example 1:** Total quality loss **not** suffered.

A grower reports 10 acres of sweet cherries intended for fresh market with an approved yield of 4,000 pounds per acre. 40,000 pounds is the total expected production. Grower produces 11,000 pounds of cherries; however, because of condition, 8,000 of the 11,000 pounds of cherries are of sufficient quality to be marketed as process cherries; 3,000 pounds can be marketed as fresh sweet cherries. The 8,000 pounds of sweet cherries marketable or marketed as processed sweet cherries counts as production of the intended crop acreage the same as if no loss of quality was suffered.

Expected Production	40,000 pounds
"Disaster" Level Guarantee	20,000 pounds
Actual Production	11,000 pounds
Qualifying Loss	9,000 pounds

If the county has an approved average market price for processed sweet cherries, the 9,000-pound qualifying loss on the unit **must** be paid at the approved average market price established for processed cherries because more than 50 percent of the unit's harvested production was marketed or marketable as processed sweet cherries. If an average market price had **not** been established for processed sweet cherries, the average market price for fresh cherries would be used. However, COC and STC will carefully examine whether additional crop data recommendations are necessary and **required** for the crop.

## 610 Quality Loss Production Adjustment (Continued)

## A NAP Assistance for Quality Losses (Continued)

**Example 2:** Total quality loss suffered.

A grower reports 10 acres of sweet cherries intended for fresh market with an approved yield of 4,000 pounds per acre. 40,000 pounds is the total expected production. The grower produces 12,500 pounds of cherries; however, because of condition:

- 11,000 pounds are of sufficient quality to be marketed as processed sweet cherries
- 1,500 pounds are culls and are **not** sufficient quality to be marketed in any established sweet cherry market anywhere.

Expected Production	40,000 pounds
“Disaster” Level Guarantee	20,000 pounds
Actual Production	11,000 pounds
Qualifying Loss	9,000 pounds
Culls and Potential Salvage	1,500 pounds (part of the 9,000-pound qualifying loss).

If the county has an approved average market price for processed sweet cherries, the 9,000 pounds qualifying loss **must** be paid at the approved average market price established for processed cherries because more than 50 percent of the unit’s harvested production was marketed or marketable as processed cherries. If an average market price has **not** been established for processed sweet cherries, the average market price for fresh sweet cherries would be used. Additionally, the 1,500 pounds of culls are **not** considered cherry production, but could have salvage value according to paragraph 612.

See paragraph 202 for crops produced for different intended uses.

## 611 Guaranteed Payments

### A Required Information

**[7 CFR 1437.8(e)] Producers receiving a guaranteed payment for planted acreage, as opposed to receiving a payment only upon delivery of the production must provide documentation of any written or verbal contract or arrangement with the buyer to FSA. Net production, as determined by FSA, may be adjusted upward by the amount of production corresponding to the amount of the contract payment received.**

Producers **must** certify whether there has been any arrangement, agreement, or contract for guaranteed payment for production, as opposed to delivery, of any eligible crop for which CCC-576 is filed.

COC will consider the failure to report the existence of any guaranteed payment contract or similar arrangement or agreement as providing false information to FSA. See paragraph 153 for information on determinations of misrepresentation, scheme, or device.

### B Assigning Production for Guaranteed Payments

Any producer who has a contract to receive a guaranteed payment for production, as opposed to delivery, of an eligible crop will have net production adjusted upward by the amount of production corresponding to the amount of the contract guarantee.

The adjustment will be calculated and made according to this table.

Step	Action
1	Determine total amount of guarantee. If this amount is on a per-acre, square foot or yard, or similar basis, multiply the amount by the applicable acreage, square feet or yards, or other basis.
2	Determine amount of production attributable to the guarantee by dividing the total amount determined in step 1 by the approved average market price for the crop.
3	Determine amount of any actual and/or other assigned production ( <b>not</b> because of guaranteed contracts).
4	Subtract result of step 3 from the result of step 2.  <b>Note:</b> If step 3 is greater than step 2, <b>stop</b> . No assignment of production because of guarantee is <b>required</b> .
5	Add result of step 4 to the unit's net production as assigned production because of guarantee.

**Example:** A producer has a crop guarantee of \$4,000. The crop has a NCT average market price of \$1. The production associated with the guarantee would be 4,000 pounds. The producer realized 3,000 pounds actual production. The amount of production that **must** be assigned because of guarantee is 1,000 pounds.

**612 Salvage Value****A Definition of Salvage Value**

**[7 CFR 1437.8(f)] Producers must provide documentation of any salvage value received by or made available for the quantity of the crop or commodity that cannot be marketed or sold in any market, as determined by FSA and any value received by or made available for a secondary use of the crop or commodity.**

Salvage value means the dollar amount or equivalent received by or available to the producer for the quantity of the commodity that **cannot** be marketed or sold in any market for which a NCT price or yield is established by FSA. The loss of quality resulting in a commodity becoming salvage **must** be because of natural disaster.

**Note:** See paragraph 610 for quality losses.

The quantity of a commodity that is damaged and has no dollar or equivalent value for any intended use of the crop for which a NCT price or yield is established by FSA will:

- be treated as salvage
- **not** be considered production of the crop for any purpose.

**Example:** The producer intended 50,000 pounds of popcorn. Because of disaster, the popcorn suffers in quality and is **not** marketable as popcorn because it will **not** pop. The quantity of popcorn suffering a loss of quality and rendered unfit for market as popcorn can be considered salvage and **not** production of popcorn because the quantity has no dollar or equivalent value in any market for which FSA has established a price for popcorn.

**612 Salvage Value (Continued)****B Determining the Value of Salvage Quantity**

If the quantity of a commodity qualifying as salvage and **not** production is marketed, producers **must** provide evidence of this marketing.

The value of the quantity of a commodity that is salvage and **not** production will be determined by:

- COC
- using the higher of:
  - any local if NCT market price is available to the producer in the county for this quantity of the commodity, such as potatoes for hog feed
  - the dollar amount or equivalent value received for this quantity of the commodity.

**C Applying Salvage Value**

Salvage value will:

- be deducted from the NAP payment calculated for the crop of the commodity, which was the basis for this salvage
- **not** be considered as any type of production to count of the crop for any purpose, including, but **not** limited to:
  - the determination of whether the unit suffered requisite loss
  - APH and approved yield.

**613-674 (Reserved)**





## Part 10 Payment

### Section 1 General Payment Provisions

#### 675 Application for Payment

##### A Filing CCC-576, Parts D Through G

**[7 CFR §1437.11(g)] Producers must file an application for payment on a form specified by FSA to apply for NAP payments within 60 days of the last day of coverage for the crop year for any NAP covered crop in the unit.**

A completed application for NAP payment **must** be filed on CCC-576, Parts D through H (Exhibit 53), as applicable:

- with the County Office where the units are administered
- along with filing an acceptable CCC-576-1 that is **required only** when an appraisal is **required**, measurement service is requested or a spot check is **required**

**Exception:** If producer has signed the final appraisal and CCC-576-1, and all production from all eligible acres is accounted on CCC-576, Parts D through G, producer does **not** need to sign Part H. If the producer refused to sign the CCC 576-1 and appraised production is different than actual production the producer must provide a written explanation to COC. COC will follow production variance rules (subparagraph 152 C) if applicable.

- no later than 60 calendar days after the coverage period ends for any NAP covered crop in the unit.

**Exceptions:** COC has the authority to grant an extension of up to 120 calendar days, after the initial 60 calendar days, not to exceed a total of 180 calendar days, for applications for payment, if circumstances merit approval. The request **must** be filed in writing and can be filed up to and no later than 180 calendar days after the end of the coverage period.

**\*--For grazed forage producers using independent assessments or other alternative collective percentage of loss methods approved by DAFP in determining a loss, the application for payment deadline is 180 calendar days after the end of the coverage period.--\***

**Note:** COC has authority to encourage producers to provide information by an earlier date; however, production submitted by the applicable production reporting date will be considered timely.

A timely CCC-576 is **required**. Producers interested in obtaining a NAP payment for a qualifying loss **must** file CCC-576, Parts D through H.

**675 Application for Payment (Continued)****A Filing CCC-576, Parts D Through G (Continued)**

Other producers involved in the farming relationship may choose to use the production and loss information previously filed. By signing the certification in CCC-576, Part H they acknowledge the information is correct.

COC will ensure that the filing requirement in this subparagraph is adequately publicized. See paragraph 6.

**B When CCC-576, Parts D Through H Are Considered Filed**

CCC-576, Parts D through H are considered filed when both of the following apply:

- Part H has been signed by the producer

**Note:** COC must act on all applications which are signed or considered signed following the exception in subparagraph 675 A.

- it is accompanied by all **required** documentation for the unit, including, but **not** limited to:
  - an acceptable report of acreage according to Part 6
  - an acceptable CCC-576, Part B filed according to paragraph 575
  - acceptable production evidence according to Part 9
  - any other documentation and information necessary from the applicant for COC to determine the correct payment amount.

**Note:** County Offices must ensure that all producers with an approved NAP application for payment receive a copy of the Estimated Calculated Payment Report.

**C Late-Filed CCC-576, Parts D Through H**

CCC-576, and any **required** information and documentation for CCC-576, submitted beyond the period defined in subparagraph A will be received by the County Office and placed in the producer's file.

COC will immediately notify the producer in writing that:

- the application was **not** filed timely
- assistance **cannot** be paid.

**675 Application for Payment (Continued)****C Late-Filed CCC-576, Parts D Through H (Continued)**

**Note:** The letter advising any producer that CCC-576 **cannot** be paid **must** include the basis for the determination and a right of reconsideration according to 1-APP. The right of reconsideration is limited to providing facts and evidence that CCC-576 was filed timely.

**D COC Review and Action, CCC-576, Part I**

COC:

- is required to use Exhibit 53 (CCC-576, Part I - COC Approval/Disapproval of Application for NAP Payment)
- must review producer eligibility criteria and follow steps 1 through 12, Part I, before COC action and signature is completed on CCC-576
- must provide producer a copy of the Estimated Calculated Payment Report if the application is approved and a payment is calculated
- must follow Exhibit 22 if the application is approved and a payment is calculated to be zero
- must follow provisions in 1-APP to notify the participant if the application is disapproved.

**676 Amount of Assistance****A Amount of NAP Assistance for Yield Based Crops**

Calculate the amount of assistance for yield based crops as follows.

Eligible Acres x Producer Share x Approved Yield x Yield Coverage Level Percentage = Disaster Level

Disaster Level - Production to Count = Net Production for Payment

Net Production for Payment x Applicable Price (according to subparagraph 278 D) x Price Coverage Percentage x Payment Factor - Salvage Value = Calculated NAP Payment

**B Amount of NAP Assistance for Value Loss Crops**

Calculate the amount of assistance for value loss crops as follows.

The smaller of the Actual Field Market Value A or the Producer Selected Maximum Dollar Value x Coverage Level Percentage = Disaster Level

**676 Amount of Assistance (Continued)****B Amount of NAP Assistance for Value Loss Crops (Continued)**

Disaster Level - Field Market Value B = Crop Loss

Crop Loss x Producer Share x Unharvested Factor x Price Coverage Percentage =  
Calculated NAP Payment

**Note:** For prevented planted payment calculations see paragraph 378.

**677 Reductions****A NAP Payment Reductions**

NAP payments computed according to this handbook will be reduced for:

- payment limitation (paragraph 102)
- salvage value (paragraph 612)
- secondary use (subparagraph 202 C).

**678 Other Benefits****A Multiple Benefit Exclusion**

Before approving CCC-576, COC will review whether the producer has requested or received other USDA benefits for the loss. The producer is responsible for notifying FSA of any other USDA benefits for the same loss. The producer **must** specify what the other USDA benefit was or is; however, **not** the amount, but the kind of benefit. NAP payments will **not** be approved if the producer chooses or has received benefits for the loss under any other program administered by the Secretary.

If any person misrepresents facts or circumstances about a person having received another USDA benefit, action according to paragraph 153 may apply.

See paragraph 150 for information on multiple benefits.

**679 Determining Shares****A Eligible Producer and Shares**

A grower's claimed share of NAP payment **cannot** exceed **both** of the following:

- grower's actual share of the crop, at time of loss
- grower's share of the risk in producing the crop.

**680-699 (Reserved)**

## Section 2 Payment Processing

### 700 General Payment Provisions

#### A Introduction

This paragraph contains general provisions applicable to NAP payments.

#### B Obtaining FSA-325

Follow 1-CM for policy about signatures for persons who have died, disappeared, or been declared incompetent. FSA-325 will be completed, according to 1-CM, by individuals or entities requesting payment for a producer who has died, disappeared, or been declared incompetent. Payment will be issued to the individuals or entities requesting payment using the deceased, incompetent, or disappeared producer's ID number. A revised CCC-576 is **not required** to be completed when payments are issued under the deceased, incompetent, or disappeared producer's ID number.

#### C Administrative Offset

Any payment or portion thereof due any producer will be issued without regard to:

- questions of title under State law
- any claim or lien against the crop, or proceeds thereof, in favor of any creditor, except agencies of the U.S. Government.

The regulations in **7 CFR Part 1403** are applicable to NAP payments.

#### D Assignments

A producer entitled to a NAP payment may assign payments according to **7 CFR Part 1404** and 63-FI.

#### E Bankruptcy

Bankruptcy status does **not** exclude a producer from requesting NAP benefits.

**Contact the OGC Regional Attorney for guidance on issuing NAP payments on all bankruptcy cases.**

**700 General Payment Provisions (Continued)****F Payment Limitation**

The payment limitations for NAP benefits are:

- \$125,000 for crops with basic 50/55 coverage
- \$300,000 for crops with buy-up coverage.

**Note:** Payment limitation was \$125,000 regardless of coverage level for NAP benefits received for the 2015 through 2018 crop years.

**G Small Payment Policy**

The NAP payment process will:

- issue payments that round to at least \$1
- **not** issue payments less than 50 cents.

**H Prompt Payment Due Dates**

According to 61-FI, a prompt payment interest penalty applies if a NAP payment is **not** issued within 30 calendar days from the later of the following:

- date the County Office has the approved national crop data in their County Office
- date prior year premium amounts are paid in full or included in an approved repayment plan
- date producer signs, dates, and submits a properly completed application for payment.

The application for payment is considered filed according to paragraph 675.

See 61-FI for additional information on handling prompt payment interest penalties.

**Notes:** For grazed forage losses using independent assessments, prompt payment interest \*--begins the later of:

- 30 calendar days after the producer submits a completed application for payment
- 30 calendar days after the independent assessments are obtained.--\*

If the producer is receiving a payment based on their own production loss or losses on similar farms, prompt payment interest begins 30 calendar days from the date the producer signs, dates, and submits a completed application for payment.

## 700 General Payment Provisions (Continued)

**I Determining Payment Eligibility**

The following identifies the eligibility determinations applicable to NAP payments and how the system will use the web-based subsidiary eligibility data for payment processing.

<b>Eligibility Determination/Certification</b>	<b>Value</b>	<b>Payment Eligible for NAP</b>
AD-1026	Certified	Yes
	Not Filed	No
	Good Faith Determination	Yes
	COC Exemption	Yes
	Awaiting Affiliate Certification	No
	Affiliate Violation	No
AGI Limitation	Compliant Producer	Yes
	Compliant Agent	Yes
	Exempt	Yes
	Not Filed	No
	Not Met – COC	No
	Not Met – Producer	No
Conservation Compliance – Farm/Tract Eligibility	In Compliance	Yes
	Partial Compliance	Requires additional determination.
	In Violation	No
	No Association	Yes
	Past Violation	No
	Reinstated	Yes
Controlled Substance	No Violation	Yes
	Growing	No
	Trafficking	No
	Possession	No
Fraud, including FCIC Fraud	Compliant	Yes
	Not Compliant	No
NAP Non-Compliance	Compliant	Yes
	Non-Compliant	No

**Note:** If a producer has multiple invalid subsidiary eligibility conditions, **only** the highest priority ineligible condition will be printed on the web-based nonpayment report in the following priority of condition.

**701 Funds Control for NAP Payments****A eFunds Account**

Funding for NAP has been established in eFunds with a national allocation that does **not** require State or County allotments.

**B eFunds Allotment and Access**

\*--If the national eFunds allocation is ever depleted, SND will work to obtain additional funds, if possible. SND will send an information bulletin or email message to all applicable State Office specialists advising them of the situation.

If a County Office reports that producer payments are being displayed on the Insufficient Funds Report and no information has been received by SND, State Offices will advise PDD of the situation by SharePoint - **[https://usdagcc.sharepoint.com/sites/fsa-dafp-disaster/Payment\\_Issues/Lists/NAP Payment Problems/MainView.aspx](https://usdagcc.sharepoint.com/sites/fsa-dafp-disaster/Payment_Issues/Lists/NAP%20Payment%20Problems/MainView.aspx)**--\*

**C eFund Accounts**

NAP funds will be displayed as follows on the eFunds Web Page.

<b>Program Year</b>	<b>Displayed on eFunds Web Page</b>	<b>Authority</b>
2015 and Future Years for Basic Coverage	2775 – Regular	Funds are allocated at the National level. Allocation to the State and County Office eFunds account is <b>not required</b> .
2019 and Future Years for Buy-up Coverage	2920	

--\*



## 702 Manual Payment Calculations

### A Introduction

County Offices will use the following table to determine which manual calculation form to use when manually calculating NAP payments.

<b>IF calculating a payment for a...</b>	<b>THEN use...</b>
*--yield-based crop with the same intended use and final use and no DMP elected	CCC-576A-EZ (Exhibit 55).
Yield-based crop with multiple markets and multiple final uses, or when HMP or DMP is elected	CCC-576A (Exhibit 56).
Yield-based crop when there are multiple crop types within a pay group with prevented planted acres	CCC-576A-1 (Exhibit 57).
Value loss crop	CCC-576B (Exhibit 54).--*
grazing loss	CCC-576C (Exhibit 62).

### B When to Manually Calculate Payments

County Offices are **not required** to manually calculate payments for each producer that \*--applies for NAP benefits. However, County Offices should verify at least some of the payments before payments are issued to ensure that payments are proper.--\*

Manual payment calculation worksheets are provided to assist County Offices in reconciling system-calculated payment amounts. County Offices will use the applicable manual payment calculation form as described in subparagraph A to manually calculate NAP payments.

**703 Prerequisites for Issuing Payments****A Introduction**

Actions **must** be completed before issuing payment to ensure that the producer or entity is eligible for payment.

**B Actions Completed Before Issuing Payments**

Certain actions **must** be completed to ensure that the producer is eligible for payment. The following provides actions that **must** be completed to issue payments properly. COC, CED, or designee will ensure that the actions are completed.

Step	Action
1	Ensure that AD-1026 is on file for the applicable year for producers seeking benefits and the eligibility information is recorded in the web-based eligibility system.
2	Ensure that an AGI certification is on file for the applicable year for producers seeking benefits and the certification information is recorded in the web-based eligibility system. See 5-PL.
3	Ensure that all other eligibility determinations have been updated according to the determinations made by COC for producers and members of joint operations.
4	Ensure that all assignments and joint payees have been updated in FSA Financial Services, if applicable. See 63-FI.
*--5	Ensure that the premium has been properly calculated for the applicable year according to paragraph 304.--*

**704-774 (Reserved)**

**Part 11 Compliance Reviews****775 NAP Compliance Reviews****A Overview**

Compliance reviews for NAP are **required** to ensure the accuracy of the information provided by producers. Reviews will be **required** as determined by:

- the National Compliance Review list
- subparagraph B.

These reviews consist of:

- approved yields which are based on certified and/or acceptable, as applicable, production records
- acreage reports.

**B Additional Required Selections**

Reviews that fall into 1 of the following categories are designated as **required** reviews:

- approved yield certified production where the approved yield is greater than 150 percent of the T-yield or adjusted T-yield, as applicable

**Note:** County Offices will print the NAP Approved Yield Review Register according to \* \* \* 3-NAP.

- inspections for a unit or crop when the COC, DD, or STC has reason to believe that the:
  - producer's acreage or production report is inaccurate
  - production evidence submitted by the producer indicates that data is invalid or the reported production is unreasonable when compared to other units in the area.

## 775 NAP Compliance Reviews (Continued)

**C Approved Yield Review Process**

Contact the producers and request the production evidence to support any certified production on CCC-452. Verify the production evidence certified by a producer for the most recent three APH crop years. If the approved yield does **not** have any production certified, then no review of production evidence is **required**. Acres **must** be reviewed.

**Example:** A 2015 approved yield is selected for review. The producer certified production for 2011, 2012, 2013, and 2014. Request the producer to provide the production evidence for 2012 through 2014.

The production evidence provided by the producers **must** then be verified by the facility where the production was sold or stored.

When contacting elevators, organizations, or other facilities to verify production evidence by spotcheck, the County Office will provide:

- specific information, including producer's name and address, and crop or crops
- the reason and explanation for information requested.

**Note:** Producers authorized the release of the information on CCC-452.

The approved yield historical acres planted should be verified against the FSA-578 record. If planted acres were determined in an APH crop year, that acreage **must** be loaded in the APH database.

The approved yield **must** be manually recalculated if there are any changes to the actual production for any APH crop year. Calculate the percentage difference for an approved yield by dividing the current year approved yield by the approved yield determined to be correct. The current year approved yield **must** be changed if the difference is more than 5 percent and cup procedures do **not** apply. If the change is 5 percent or less, make the correction for the following year. If the current year approved yield is changed, new signatures are **not** required. Reenter signature dates previously captured.

Follow paragraph 152 to calculate variance and determine ineligibility, if applicable. An approved yield record will be considered a discrepancy if the approved yield change is greater than 5 percent.

**775 NAP Compliance Reviews (Continued)**

**D Completing CCC-579**

For each producer or unit selected according to subparagraph A, complete CCC-579.

\*--The summary information in CCC-579, items 27 through 29 will be recorded in the--\*  
National Compliance Review database:

- **only** if the producer was on the National Compliance Review list
- according to 2-CP.

## 775 NAP Compliance Reviews (Continued)

## E Example of CCC-579

The following is an example of CCC-579.

\*--

<b>This form is available electronically.</b>			
<b>CCC-579</b> (04-27-15)		U.S. DEPARTMENT OF AGRICULTURE Commodity Credit Corporation	
<b>NAP APPROVED YIELD COMPLIANCE WORKSHEET</b>		1. County Office Name	2. Crop Year
		3. State Office Name	
4. Participant's Name	5. Unit No.	6. Crop	7. Crop Type
8. Intended Use	9. Practice	10. Planting Period	
11. Are production records verifiable or reliable? If "NO", explain:		YES	NO
12. Are acceptable production records verified with delivery and/or storage point? If "NO", explain:			
13. Is all production accounted for, including harvested and appraised? If "NO", explain:			
14. When the unit has both reported and determined production was the determined production used? If "NO", explain:			
15. When the unit has both reported and determined acreage was the determined acreage used? If "NO", explain:			
16. Does reported production compare with other participant's reported production in the area? If "NO", explain:			
17. Is approved yield less than 150% of the T-yield or adjusted T-yield, if applicable? If "NO", explain:			
<b>FORAGE CROPS:</b>			
18. Does the participant have documentation to support production report, including contemporaneous diary entries, measurement service, etc.? If "NO", explain:			
19. Is the acreage reported reasonable for the certified production? If "NO", explain:			
<b>FARM STORED COMMODITY:</b>			
20A. Was farm stored grain certified?			
20B. If Item 20A is "NO", was measurement service requested? If "NO", explain:			
21. If the commodity was sold, do sales tickets support reported production? If "NO", explain:			
<small>The U.S. Department of Agriculture (USDA) prohibits discrimination against its customers, employees, and applicants for employment on the basis of race, color, national origin, age, disability, sex, gender identity, religion, reprisal, and where applicable, political beliefs, marital status, familial or parental status, sexual orientation, or all or part of an individual's income is derived from any public assistance program, or protected genetic information in employment or in any program or activity conducted or funded by the Department. (Not all prohibited bases will apply to all programs and/or employment activities.) Persons with disabilities, who wish to file a program complaint, write to the address below or if you require alternative means of communication for program information (e.g., Braille, large print, audiotape, etc.) please contact USDA's TARGET Center at (202) 720-2600 (voice and TDD). Individuals who are deaf, hard of hearing, or have speech disabilities and wish to file either an EEO or program complaint, please contact USDA through the Federal Relay Service at (800) 877-8339 or (800) 945-6136 (in Spanish).</small>			
<small>If you wish to file a Civil Rights program complaint of discrimination, complete the USDA Program Discrimination Complaint Form, found online at <a href="http://www.ascr.usda.gov/complaint_filing_cust.html">http://www.ascr.usda.gov/complaint_filing_cust.html</a>, or at any USDA office, or call (866) 632-9992 to request the form. You may also write a letter containing all of the information requested in the form. Send your completed complaint form or letter by mail to U.S. Department of Agriculture, Director, Office of Adjudication, 1400 Independence Avenue, S.W., Washington, D.C. 20250-9410, by fax (202) 690-7442 or email at <a href="mailto:program.intake@usda.gov">program.intake@usda.gov</a>. USDA is an equal opportunity provider and employer.</small>			

--\*

## 775 NAP Compliance Reviews (Continued)

## E Example of CCC-579 (Continued)

\*\_

CCC-579 (04-27-15)		Page 2 of 2	
<b>WAREHOUSE STORED COMMODITY:</b>		<b>YES</b>	<b>NO</b>
22. If scale tickets were provided by the participant, do they match the warehouse ledger? If "NO", explain:			
23. Have all normal commercial trade facilities in the area been checked to verify participant has reported all production? If "NO", explain:			
<b>COMMERCIALLY SOLD PRODUCTION:</b>			
24. Do receipts, settlement sheets, ledger sheets, pick records, load summaries, etc. match the receiving company's records? If "NO", explain:			
<b>U-PICK OR HAND-PICK OPERATIONS:</b>			
25. Have receipts, contemporaneous diaries, other documentation, etc. been provided? If "NO", explain:			
26A. In loss year, was appraisal of production completed after participant reported harvest was completed to account for all production left in the field? If "NO" explain:			
26B. Was the appraised production accounted for in participant's APH? If "NO", explain:			
<b>SUMMARY:</b> Data shall be recorded in National Compliance Review database according to 2-CP if the producer was on the National Compliance Review list.			
		<b>YES</b>	<b>NO</b>
27. Does production evidence support certified production for the most recent 3 APH years?			
28. Was the current approved yield changed as a result of a spot check? If "YES", see Item 31.			
29. Will a correction be made to the approved yield for the following year? If "YES", see Item 31.			
30A. Reviewer's Signature	30B. Title	30C. Date (MM-DD-YYYY)	
31. - If Item 28 is "YES", the current approved yield shall be changed. - If Item 29 is "YES", a copy of this form shall be placed in a pending folder or the producer's folder for next year. - Initial and date when the approved yield is recalculated.      Initial      Date - If Item 28 or 29 is "YES", a second party review is required that action was taken.			
32A. Reviewer's Signature (CED or DD)	32B. Title	32C. Date (MM-DD-YYYY)	

\*\_

## 775 NAP Compliance Reviews (Continued)

**F Updating Approved Yield After Spotcheck**

FSA's liability **cannot** be increased due solely to a spotcheck.

If an approved yield is selected for spotcheck, complete a manual CCC-452 to determine the  
\*--correct approved yield using the correct eligible disaster indicator, acres, and production.--\*  
Use this information for subsequent approved yields.

Follow paragraph C in determining whether the approved yield should be updated for the current year or the following year.

If the approved yield is less than what was established and payment was issued, follow established procedure for notifying the producer of the overpayment.

The **only** reason an approved yield should be increased for a prior year is if the producer provided acres and production as required, but the County Office erred in **not** loading the  
\*--production data or correct eligible disaster indicator.--\*

Prior year databases are **not** updated because of a spotcheck.



**776 COR Reviews****A Applying COR Review Suggested Corrections**

FSA's liability **cannot** be increased due solely to a COR review. Although COR makes suggestions as to what approved yield data should be corrected, established NAP policy **must** be followed when corrections are suggested.

**B Updating Approved Yield After a COR Review**

If an approved yield is selected for COR review, complete a manual CCC-452 to determine \*--the correct approved yield using the correct eligible disaster indicator, acres, and--\* production. Use this information for subsequent approved yields, if applicable.

Follow subparagraph 775 C in determining whether the approved yield should be updated for the current year or the following year.

If the approved yield should be less than what was established and payment was issued, follow established procedure for notifying the producer of the overpayment.

The only reason an approved yield should be increased for a prior year is if the producer provided acres and production as required, but the County Office erred in **not** loading the \*--production data or the correct eligible disaster indicator.--\*

Prior year databases are **not** updated because of a COR review.

**777-799 (Reserved)**



**Part 12 Specific Crop Procedures****Section 1 Forage Provisions****800 General Forage Provisions****A Eligible Forage**

Eligible forage is vegetation consisting of annual, biennial, and perennial grasses, legumes, small grains, etc. produced in a commercial operation for animal consumption or for seed for the propagation of forage for animal consumption.

Eligible forage on Federal- and State-owned land includes both seeded and unseeded forage acreage.

**B Acceptable Management Practices**

COC will ensure that producers are using acceptable farming practices, pasture and range management, and maintenance practices for the location.

Acceptable pasture and range practices **must** be such to sustain sufficient quality and quantity of the vegetation for grazing livestock. Acceptable farming practices **must** be such to yield the expected production of vegetation or seed.

**C Forage Production Provision for Buy-Up Coverage**

Acreage with an intended use of forage or seed that has buy-up coverage and was abandoned, destroyed, or grazed without a timely appraisal requires an assignment of production. The assigned production for this acreage is the NAP production guarantee (Exhibit 53.5) according to paragraph 607.

\* \* \*

## 800 General Forage Provisions (Continued)

**D Acreage Eligibility**

When questions of eligibility exist, COC will consider evidence of:

- the producer's intent to graze or otherwise harvest forage acreage

**Notes:** Acreage enrolled in WRP is not eligible for NAP.

If a producer reports forage acreage as CRP or intended as fallow, that acreage is **not** eligible for NAP.

**Exception:** Land enrolled in the CRP Grasslands Program will be eligible for NAP, if all of the following are met:

- the acreage is devoted to a crop eligible for coverage for the intended use of either grazing, forage, or seed under NAP, and the crop is not prohibited from being grazed, harvested as forage, and/or harvested as seed under the CRP Grasslands Program conservation plan
- the acreage is not first-year seeding biennial or perennial forage crop intended for grazing, forage, or seed
- the acreage is not devoted to Practice CP42, Pollinator Habitat, which does not allow for grazing or haying
- the acreage is reported on FSA-578 as the initial crop and the CRP grasslands is reported as a subsequent crop with the applicable crop status code according to 2-CP
- all other NAP requirements are met.
- available livestock, water, fencing, etc. for grazing
- available equipment, storage facilities, etc. necessary for mechanical harvest of forage acreage.

Land enrolled in GRP is eligible for NAP; however, a producer with basic 50/55 coverage ~~on~~ grazed forage acreage, who files a notice of loss, and whose GRP contract requires a ~~reduction~~ in carrying capacity or deferment in grazing during the normal grazing period, will require adjustments to expected production by assigning AUD's for the acreage or time the acreage cannot be grazed. Acreage will be reported in the same manner as provided in the exception for CRP grassland.

## 801 Defining Forage Crops

### A Definitions

In general, NASS defines forage as alfalfa, alfalfa mixtures, and other hay.

The following definitions were developed to better utilize NASS data and will be used to determine forage types eligible for NAP coverage based on pay group:

- alfalfa means a stand of either:
  - pure alfalfa
  - a mixture of alfalfa and grasses, legumes, or other forage in which 60 percent or more of the plant population is alfalfa
- alfalfa grass mixture means alfalfa and grasses, legumes, or other forages in which **less** than 60 percent, but more than 25 percent of the plant population is alfalfa
- grass mixture alfalfa means alfalfa and grasses, legumes, or other forages in which less than 25 percent of the plant population is alfalfa
- other hay means a stand consisting of grasses, legumes, and/or other forages in which **little or no** alfalfa plants exist, including small grain forage, sorghum forage, soybean forage, and perennial peanut forage
- perennial peanut forage means a stand of perennial peanuts intended for forage for animal consumption
- small grain forage means a stand of pure wheat, barley, oats, triticale, or rye intended for forage for animal consumption
- sorghum forage means a stand of sorghum intended for forage for animal consumption
- soybean forage means a stand of soybeans intended for forage for animal consumption.

**Note:** The RMA special provisions contain specific forage information for each applicable State that should be used to determine the forage type based on adequate stand, minimum required. State Offices should also review the special provisions for the  
 \*--State and contiguous States to ensure consistency. See Exhibit 5 to access and review the RMA AIB.--\*

**801 Defining Forage Crops (Continued)****B Determining Forage Crops**

Alfalfa, alfalfa mixtures, and other hay:

- **must** be further defined according to subparagraph 200 A for service fee and production purposes based on the intended method of harvest, either mechanically or grazed

**Note:** If a producer intends to both mechanically harvest and graze the same acres, for NAP purposes, the producer **must** designate 1 intended method of harvest for the forage acreage for the crop year.

- acreage intended to be mechanically harvested includes acreage intended for both forage or seed production
- acreage intended to be grazed can be further defined as warm and cool season forage.

For service fee and production purposes, the following are defined as a single crop without regard to method of harvest or designation as warm or cool season forage. However, expected and actual production will be determined based on the actual method of harvest, either mechanically or grazed, and summarized at a dollar value to determine the overall percent of loss of the specific crop acreage:

- small grain forages
- sorghum forages
- soybean forages
- perennial peanuts.

**801 Defining Forage Crops (Continued)****B Determining Forage Crops (Continued)**

Forage can be considered as separate crops, as follows.

<b>Crop</b>	<b>Crop Code</b>	<b>Crop Type</b>	<b>Planting Period</b>	<b>Intended Use</b>	<b>Pay Crop</b>	<b>Pay Type</b>
Alfalfa	0027	NTS	01	FG, SD <u>1</u> /	<b>0027</b>	001
Alfalfa Mixture	0296	AGM, ASG, GMA	01	FG, SD <u>1</u> /	<b>0296</b>	001
Other Hay	0102, 0296, 0265, etc.	All types listed, <b>except</b> alfalfa mix	01	FG, SD <u>1</u> /	<b>0102</b>	001
Alfalfa, Alfalfa Mix, Other Hay	0102, 0027, 0296, 0265, etc.	All types listed under the crop codes	01(full) <u>2</u> /	GZ <u>1</u> /	0102	<b>002</b>
			<b>01(cool)</b> <u>2</u> /	GZ <u>1</u> /	0102	002
			<b>02(warm)</b> <u>2</u> /	GZ <u>1</u> /	0102	002
Small Grain Forages	<b>Wheat 0011 Barley 0091 Oats 0016 Triticale 0158 Rye 0094</b>	NTS	01	FG, GZ	<b>0011 <u>3</u>/, 0091 <u>3</u>/, 0016 <u>3</u>/, 0158 <u>3</u>/, 0094 <u>3</u>/</b>	002
Sorghum Forage	0050	CAN, ALU, SUD, SWT	01	FG, GZ	0050	001

1/ Crop definition determined based on intended uses.

2/ Based on STC determination to break down. All types of forage as either full season or warm and cool season. STC **cannot** designate both.

3/ Each is considered a separate crop.

## 801 Defining Forage Crops (Continued)

**B Determining Forage Crops (Continued)**

**Example:** John Smith produces the following forages for hay:

- alfalfa in which more than 60 percent of the plant population is alfalfa (crop code 0027)
- \*--alfalfa grass mixture in which plant population is less than 60 percent, but more than 25 percent alfalfa (crop code 0296)
- grass mixture alfalfa in which less than 25 percent of the plant population--\* is alfalfa (crop code 0296)
- other hay that consists of a mixture of oats and peas (crop code 0296)
- other hay that consists of a stand of pure Bahia grass (crop code 0102)
- other hay that consists of a stand of pure Bermuda grass (crop code 0102).

The following table provides the NAP crop information for John Smith's forage acreage.

Crop Code	Crop Type	Planting Number	Intended Use	Pay Crop	Pay Type
0296	AGM	01	FG	0296	01
0102	BCM	01	FG	0102	01
0102	BHI	01	FG	0102	01
0296	GMA	01	FG	0296	01
0027	NTS	01	FG	0027	01
0296	OTP	01	FG	0102	01

Crops with the same pay crop and pay types will be grouped together as 1 crop for NAP purposes. Accordingly, John Smith has the following 3 separate crops for NAP purposes:

- alfalfa
- alfalfa mixture
- other hay.

**Notes:** NASS does **not** include the mixture of oats and peas as either alfalfa or alfalfa mixture. Therefore, such mixture is considered as other hay for NAP purposes.

\*--John Smith would be assessed a \$825 NAP service fee, the maximum per administrative county, for the 3 separate crops.--\*



## 802 Mechanically Harvested Forage for “Other Than Seed” Provisions

### A Approved Yield for Mechanically Harvested Forage

COC will ensure that:

- an approved yield for forage acreage intended to be mechanically harvested for forage is calculated according to Part 7
- all mechanically harvested forage (actual and appraised) from forage acreage intended to be mechanically harvested for forage is accurately recorded on CCC-452
- production from the mechanical harvesting of forage acreage intended to be grazed is **not** counted as “production to count” in the calculation of the approved yield.

**Example:** Jim intended to mechanically harvest for hay 75 acres of the total 200 acres he has available for forage. Jim has buy-up coverage on the 75 acres intended as mechanical harvest for hay. The remaining acreage was intended as grazed forage. Because of the abundance of grazed forage, Jim decided to mechanically harvest 1 cutting of hay from the 125 acres intended to be grazed crop. To determine Jim’s production for his mechanically harvested forage for hay, the production from his grazed crop acreage cut for hay **must** be kept separate and will **not** be considered “production to count” for calculating his mechanically harvested approved yield for hay.

**Notes:** If Jim does **not** keep production for his mechanically harvested forage for hay separate from the production from his grazed crop harvested for hay, the total production to count to determine his loss on the 75 acres intended to be mechanically harvested as hay will be the total of the actual harvested production from the 75 acres intended to be mechanically harvested and the 125 acres intended for grazing that was mechanically harvested.

For approved yield purposes, if the production is **not** kept separate, the “Production” field will be left blank because of unacceptable production records.

## 802 Mechanically Harvested Forage for “Other Than Seed” Provisions (Continued)

## A Approved Yield for Mechanically Harvested Forage (Continued)

Approved yields are established on the intended use of the crop. Use the following table to determine what production value should be entered in the “Approved Yield Actual” field when acreage intended for forage is grazed, abandoned, or destroyed.

**Example:** 100 acres of forage was reported on FSA-578.

Was CCC-576 filed for forage?	Was forage appraisal obtained?	Acreage Mechanically Harvested	Acreage Grazed, Abandoned, or Destroyed	Acres Entered for APH	Production Entered for Approved Yield	APH Yield Type
Yes	No	0	100	100	Blank.	“P” or “O”
No						
Yes		40	60		Any production off of all acres	
No						
Yes	Yes	0	100		Appraised production.	“A” or “R”
		40	60		Production off 40 acres plus appraisal off 60 acres.	

Forage acreage with basic 50/55 or buy-up coverage that is intended for mechanical harvest requires an appraisal to be performed on the forage crop acreage any time it is to be grazed, abandoned, or destroyed if the crop is to be paid on its original intended use.

For approved yield purposes, forage acreage **must** have a complete production record of harvested and/or appraised production. Any record that is **not** complete **may use production from the acres actually harvested. Partial production will be counted for approved yield purposes.**

## 802 Mechanically Harvested Forage for “Other Than Seed” Provisions (Continued)

### B Determining Production of Intended Mechanical Harvest Forage

COC will:

- determine production of forage acreage intended to be mechanically harvested as forage according to Part 9 to ensure that producers are aware that they **must** notify their administrative County Office before grazing, abandoning, or destroying forage acreage recorded on FSA-578 as intended to be mechanically harvested as forage
- ensure that producers are aware of the appraisal requirements of either leaving representative sample areas or using the harvested and appraised potential factors in Tables E1 and E2 that are found in the RMA forage LASH available at <http://www.rma.usda.gov/handbooks/25000/index.html>, under “Loss Adjustment Standards Handbooks”, click applicable year

**Note:** An initial appraisal is **required** for the forage acreage intended to be mechanically harvested as forage where the acreage is to be grazed **only**, abandoned, or destroyed.

- ensure that LA’s are available and appraisals are completed timely. See 2-NAP to determine whether service charges apply.

**Note:** Because forage is unique, it is important to remind producers to maintain separate production records on the basis of intended harvest.

### C Mechanical Harvesting of Forage Acreage Intended To Be Grazed

COC will ensure that producers are aware they **must**:

- keep production records from acreage intended for forage separate from those acres intended for grazing but that were actually mechanically harvested as forage
- request a measurement service so FSA can identify and measure the quantity of mechanically harvested production from forage acreage reported to FSA as intended to be grazed.

COC will ensure that all mechanically harvested forage from forage production acreage intended to be grazed is properly and accurately reported on CCC-576. Do **not** consider forage production from forage acreage intended to be grazed as “production to count” for approved yield purposes.

**Note:** See paragraphs 606 for commingled harvested production.

**802 Mechanically Harvested Forage for “Other Than Seed” Provisions (Continued)****D Producer Responsibilities**

Producers are responsible for **all** of the following:

- notifying County Office **before** grazing, abandoning, or destroying forage acreage reported on FSA-578 as intended to be mechanically harvested
- establishing representative sample areas, according to handbook 2-NAP, when an appraisal of the acreage is **required**
- informing County Office of location of representative sample areas within 15 calendar days of placement of the panels
- requesting appraisal of representative sample areas at end of harvest period, but **before** first freeze
- maintaining separate production records for **each** of the following, according to subparagraph B:
  - acreage intended to be mechanically harvested
  - acreage intended to be grazed, but actually mechanically harvested
- requesting a measurement service to identify and measure the quantity of mechanically harvested production from forage acreage reported as intended to be grazed, according to subparagraph C
- requesting an AUD adjustment, if applicable, according to subparagraph 804 F, G, or H
- timely filing CCC-576, according to paragraph 575.

**802 Mechanically Harvested Forage for “Other Than Seed” Provisions (Continued)****E Determining Loss on Forage Intended for Forage**

Alfalfa, alfalfa mixture, and other hay forage acreage certified on FSA-578 as intended to be mechanically harvested for forage is always considered mechanically harvested acreage for crop definition purposes regardless of actual method of harvest.

The following table provides how a loss is determined for acreage reported as intended to be mechanically harvested for forage, provided all eligibility requirements are met.

**Important:** COC **must** ensure that the producer is aware of their responsibilities in subparagraph D and as outlined in this table.

<b>IF acreage reported as intended to be mechanically harvested for forage has...</b>	<b>AND the producer...</b>	<b>THEN the loss is determined based on...</b>
basic 50/55 or buy-up coverage and is completely mechanically harvested for forage (all acreage is mechanically harvested for forage, with no grazing)	<ul style="list-style-type: none"> <li>• timely files CCC-576, according to paragraph 575</li> <li>• provides verifiable or reliable production records, according to paragraph 601</li> </ul>	difference between: <ul style="list-style-type: none"> <li>• expected production for forage (calculated using producer’s approved yield)</li> <li>• actual harvested production of forage.</li> </ul>

## 802 Mechanically Harvested Forage for “Other Than Seed” Provisions (Continued)

## E Determining Loss on Forage Intended for Forage (Continued)

IF acreage reported as intended to be mechanically harvested for forage has...	AND the producer...	THEN the loss is determined based on...
<p>basic 50/55 or buy-up coverage and is both mechanically harvested for forage and grazed (all acreage is mechanically harvested for forage at least once, and grazed)</p>	<ul style="list-style-type: none"> <li>timely files CCC-576, according to paragraph 575</li> <li>provides verifiable or reliable production records according to paragraph 601</li> <li>before grazing, establishes representative sample areas by setting up panels according to 2-NAP</li> <li>within 15 calendar days of placement of the panels, inform the County Office of the location of the sample areas for appraisal and spot check purposes</li> <li>at the end of the normal harvest date, and <b>before</b> the first freeze, requests an appraisal of the sample areas be completed for forage</li> </ul> <p><b>Notes:</b> See subparagraphs B and C for COC responsibilities.</p> <p>In areas where multiple cuttings are normal, producers may elect to <b>not</b> maintain representative sample areas after the initial appraisal is completed. An RMA factor method may be used to account for potential production of subsequent cuttings. See RMA forage LASH available at <b>*--<a href="https://www.rma.usda.gov/handbooks/25000/">https://www.rma.usda.gov/handbooks/25000/</a>. Under “Sort by Crop Year”, select the applicable year and locate “Forage Production Loss Adjustment Standards Handbook” under “Document Title”.--*</b></p>	<p>difference between the expected production for forage (calculated using producer’s approved yield) and the total of both:</p> <ul style="list-style-type: none"> <li>actual harvested production of forage</li> <li>total appraised production for forage.</li> </ul> <p><b>Note:</b> The appraisal of forage <b>must</b> include the establishment of a secure area to determine potential forage production.</p>

## 802 Mechanically Harvested Forage for “Other Than Seed” Provisions (Continued)

## E Determining Loss on Forage Intended for Forage (Continued)

IF acreage reported as intended to be mechanically harvested for forage has...	AND the producer...	THEN the loss is determined based on...
<p>basic 50/55 or buy-up coverage and is abandoned or destroyed (acreage is <b>not</b> mechanically harvested for forage)</p>	<ul style="list-style-type: none"> <li>timely files CCC-576, according to paragraph 575</li> <li><b>before</b> abandoning or destroying the acreage, establishes representative sample areas by setting up panels according to 2-NAP</li> <li>within 15 calendar days of placement of the panels, informs County Office of the location of the sample areas for appraisal and spot check purposes</li> <li>at the end of the normal harvest date, and <b>before</b> the first freeze, requests an appraisal of the sample areas be completed</li> </ul> <p><b>Notes:</b> See subparagraphs B and C for COC responsibilities.</p> <p>In areas where multiple cuttings are normal, producers may elect to <b>not</b> maintain representative sample areas after the initial appraisal is completed. An RMA factor method may be used to account for potential production of subsequent cuttings. See RMA forage LASH available at <b>*--<a href="https://www.rma.usda.gov/handbooks/25000/">https://www.rma.usda.gov/handbooks/25000/</a>. Under “Sort by Crop Year”, select the applicable year and locate “Forage Production Loss Adjustment Standards Handbook” under “Document Title”.--*</b></p>	<p>difference between:</p> <ul style="list-style-type: none"> <li>expected production (calculated using producer’s approved yield)</li> <li>total appraised production.</li> </ul> <p><b>Note:</b> The appraisal of forage <b>must</b> include the establishment of a secure area to determine potential forage production.</p>

## 802 Mechanically Harvested Forage for “Other Than Seed” Provisions (Continued)

## E Determining Loss on Forage Intended for Forage (Continued)

IF acreage reported as intended to be mechanically harvested for forage has...	AND the producer...	THEN the loss is determined based on...
*--basic 50/55 coverage only, and some or all of the acreage intended for mechanical harvest is grazed without a timely appraisal (includes areas where multiple cuttings are normal)	<ul style="list-style-type: none"> <li>timely files CCC-576, according to paragraph 575</li> <li>grazes, abandons, or destroys the acreage before establishing representative sample areas and requesting an appraisal</li> </ul>	<p>AUD value by determining the percent of loss using 1 of the methods provided in subparagraph 804 I for grazed forage.</p> <p><b>Note:</b> For approved yield purposes, follow guidance in this paragraph and include all acres and the partial production received, applicable to areas where multiple cuttings are normal. Production must be reviewed by COC and meet requirements outlined in paragraph 601.--*</p>



## 802 Mechanically Harvested Forage for “Other Than Seed” Provisions (Continued)

## E Determining Loss on Forage Intended for Forage (Continued)

IF acreage reported as intended to be mechanically harvested for forage has...	AND the producer...	THEN the loss is determined based on...
<p>*--buy-up coverage <b>only</b> and some or all of the acreage intended for mechanical harvest is grazed without a timely appraisal (includes areas where multiple cuttings are normal)</p>	<ul style="list-style-type: none"> <li>• timely files CCC-576, according to paragraph 575</li> <li>• grazes, abandons, or destroys the acreage before establishing representative sample areas and requesting an appraisal</li> </ul>	<p>unit guarantee being assigned to the unit acreage. Since an appraisal was <b>not</b> completed according to the buy-up provisions, the acreage would be considered ineligible for NAP payment.</p> <p><b>Note:</b> For approved yield purposes, follow guidance in this paragraph and include all acres and the partial production received, applicable to areas where multiple cuttings are normal. Production must be reviewed by COC and meet requirements outlined in paragraph 601.--*</p>

## 802 Mechanically Harvested Forage for “Other Than Seed” Provisions (Continued)

## E Determining Loss on Forage Intended for Forage (Continued)

IF acreage reported as intended to be mechanically harvested for forage has...	AND the producer...	THEN the loss is determined based on...
buy-up coverage <b>only</b> and the acreage is <b>not</b> mechanically harvested for forage but is either grazed, abandoned, or destroyed	<ul style="list-style-type: none"> <li>timely files CCC-576, according to paragraph 575</li> <li>grazes, abandons, or destroys the acreage before establishing representative sample areas and requesting an appraisal</li> </ul>	unit guarantee being assigned to the unit acreage. Since an appraisal was <b>not</b> completed according to buy-up provisions, the acreage would be considered ineligible for NAP payment.
basic 50/55 coverage <b>only</b> , and is abandoned or destroyed, <b>not</b> grazed (acreage is <b>not</b> mechanically harvested in any manner)	<ul style="list-style-type: none"> <li>timely files CCC-576, according to paragraph 575</li> <li>abandons or destroys the acreage before establishing representative sample areas and requesting an appraisal</li> </ul>	AUD value by determining the percent of loss using 1 of the methods provided in subparagraph 804 I for grazed forage.  <b>Note:</b> Losses determined on an AUD will <b>not</b> be used for approved yield purposes.

## 802 Mechanically Harvested Forage for “Other Than Seed” Provisions (Continued)

**F Determining Loss on Forage Acreage Intended for Forage That Is Grazed Only With Basic 50/55 Coverage Only**

Alfalfa, alfalfa mixture, and other hay forage acreage certified on FSA-578 as intended to be mechanically harvested for forage are always considered mechanically harvested acreage for crop definition purposes regardless of actual method of harvest.

Producers **cannot revise** the certified intended use of acreage reported on FSA-578; however, the actual use of the acreage, such as grazing, abandoned, or destroyed, will impact how a loss is determined on the acreage. See 2-CP for reporting acreage and “intended uses”.

Losses on forage acreage that were intended to be mechanically harvested for forage, but were grazed **only**, will be determined according to the following table. This provision **only** applies for producers that did **not** purchase buy-up coverage.

IF the producer has...	THEN the loss is determined based on...
<p>basic 50/55 coverage and the acreage reported intended to be mechanically harvested for forage is to be grazed <b>only</b> and the producer:</p> <ul style="list-style-type: none"> <li>timely files CCC-576, according to paragraph 575</li> <li><b>before</b> grazing occurs: <ul style="list-style-type: none"> <li>establishes representative sample areas by setting up panels according to 2-NAP</li> <li>informs County Office within 15 calendar days of placement of panels and location of the sample areas for appraisal and spot check purposes</li> <li>a field visit is conducted by LA or County Office representative to determine whether the representative sample areas have been established accordingly</li> <li>at the end of the normal harvest date, and <b>before</b> the first freeze, requests that an appraisal of the sample areas be completed.</li> </ul> </li> </ul> <p><b>Note:</b> In areas where multiple cuttings are normal, producers may elect <b>not</b> to maintain representative sample areas after the initial appraisal is completed. An RMA factor method may be used to account for potential production of subsequent cuttings. See RMA forage LASH available at <a href="http://www.rma.usda.gov/handbooks/25000/index.html">http://www.rma.usda.gov/handbooks/25000/index.html</a>, under “Loss Adjustment Standards Handbooks”, click applicable year.</p>	<p>an appraisal of the specific acreage, for mechanical harvest for “other than seed”.</p> <p><b>Note:</b> Failure to establish representative sample areas according to FCIC 25150 before grazing occurs will result in the percent of loss being determined on an AUD value according to subparagraph 804 I for grazed forage.</p>

**802 Mechanically Harvested Forage for “Other Than Seed” Provisions (Continued)****F Determining Loss on Forage Acreage Intended for Forage That Is Grazed Only With Basic 50/55 Coverage Only (Continued)**

<b>IF the producer has...</b>	<b>THEN the loss is determined based on...</b>
<p>basic 50/55 coverage and the acreage reported intended to be mechanically harvested for forage is to be grazed <b>only</b> and the producer:</p> <ul style="list-style-type: none"> <li>• timely files CCC-576, according to paragraph 575</li> <li>• grazes the acreage before establishing representative sample areas and requesting an appraisal</li> </ul>	<p>AUD value by determining the percent of loss using 1 of the methods provided in subparagraph 804 I for grazed forage.</p>

## 803 Mechanically Harvested Forage for Seed Provisions

### A Approved Yield for Mechanically Harvested Forage for Seed

COC will ensure that:

- an approved yield for forage acreage intended to be mechanically harvested for seed is calculated according to Part 7
- **all** mechanically harvested forage (actual and appraised) from forage acreage intended to be mechanically harvested for seed is accurately recorded on CCC-452
- seed production from the mechanical harvesting of forage acreage intended to be hayed or grazed is **not** counted as “production to count” in the calculation of the seed approved yield.

**Example:** John intended to mechanically harvest for seed 100 acres of the total 200 acres he had available for forage. John had buy-up coverage on the 100 acres intended for seed and a contract to produce seed. The remaining acreage was intended as grazed forage. Because of the increased price for seed, John decided to mechanically harvest seed from the 100 acres intended to be grazed crop. To determine John’s production for his mechanically harvested forage for seed, the production from his intended grazed crop harvested for seed **must** be kept separate and will **not** be considered “production to count” for calculating his mechanically harvested approved yield for seed.

**Note:** “Production to count” to determine John’s loss on the 100 acres intended to be mechanically harvested for seed will be the total actual harvested production from the:

- 100 acres intended to be mechanically harvested as seed if the production from the acres intended to be mechanically harvested as seed is kept separate from the production of the intended grazed crop harvested for seed
- 200 acres harvested as seed if the production from the acres intended to be mechanically harvested as seed is **not** kept separate from the production of the intended grazed crop harvested for seed.

## 803 Mechanically Harvested Forage for Seed Provisions (Continued)

**B Determining Production of Intended Mechanically Harvested Forage for Seed**

COC will:

- determine production of forage acreage intended to be mechanically harvested for seed according to Part 9
- ensure that producers are aware that they **must**:
  - notify their administrative County Office **before** haying, grazing, abandoning, or destroying forage acreage recorded on FSA-578 as intended to be mechanically harvested as seed
  - establish representative sample areas with the placement of panels if an appraisal of forage acreage is **required**, if the forage acreage intended to be mechanically harvested for seed is to be grazed, hayed, abandoned, or destroyed
  - keep production records from forage acreage intended to be mechanically harvested for seed separate from those forage acres intended for haying and/or grazing that were actually mechanically harvested for seed
  - request a measurement service so FSA can identify and measure the quantity of mechanically harvested production from forage acreage reported to FSA as intended to be hayed and/or grazed
- ensure that LA's are available and appraisals are completed timely
- ensure that **all** mechanically harvested forage production for seed from forage acreage, intended to be hayed and/or grazed, is properly and accurately reported on CCC-576
- **not** consider seed production from forage acreage intended to be hayed and/or grazed as "production to count" for seed approved yield purposes.

**Notes:** Because forage is unique, it is important to remind producers to maintain **separate** production records on the basis of intended harvest.

See paragraph 606 for commingled harvested production.

## 803 Mechanically Harvested Forage for Seed Provisions (Continued)

**C Determining Eligible Acreage of Perennial Grasses and Legumes Intended for Seed**

To be eligible for NAP coverage, perennial grass and legume acreage intended for seed **must** be:

- crop acreage that meets 1 of the following conditions:
  - is seeded to a perennial grass or legume, with an intent of producing certified grass or legume seed

**Notes:** The certified grass or legume seed **must** be grass or legume seed produced by an individual, firm, or corporation that produces certified seed and/or plants. The producer **must** have a license to produce certified grass or legume seed, as applicable.

Legumes may include, but are **not** limited to, alfalfa, clover, vetch, etc.

- is seeded to a perennial grass or legume, with an intent of producing commercial grass or legume seed, for which a grass or legume seed contract was executed **on or before** the acreage reporting date for the applicable crop, with a seed company that is a business enterprise that possesses:
  - all applicable licenses **required** for marketing commercial grass or legume seed, as applicable
  - facilities with enough storage and drying capacity to accept and process the covered crop within a reasonable amount of time after harvest

## 803 Mechanically Harvested Forage for Seed Provisions (Continued)

**C Determining Eligible Acreage of Perennial Grasses and Legumes Intended for Seed (Continued)**

- was planted to the same forage type and harvested for grass or legume seed, as applicable, in at least 3 of the 5 years **before** the year of CCC-471

**Note:** NAP coverage for producers with at least a minimum of 3 years of harvested acreage history will be limited to the Olympic average (dropping the high and low) of the most recent 5 years harvested acreage history **before** the year of CCC-471.

**Example:** Wayne purchased 2015 NAP buy-up coverage for FTA with an intended use of grass seed. The following table shows Wayne's prior year harvested acreage history of FTA for grass seed for the years 2010 through 2014. The 2015 NAP buy-up coverage for FTA intended for seed is limited to 41.7 acres based on the Olympic average of 2010 through 2014 FTA harvested for seed acreage (excluding the high and low) that is  $50.0 + 0.0 + 75.0 \div 3 = 41.7$ .

Year	FTA Harvested Acreage For Seed	2015 NAP Covered Acres of FTA for Seed
2010	50	
2011	0	
2012	100	
2013	75	
2014	0	
		41.7

- reported for the year of CCC-471 by the acreage reporting date for the applicable crop.

The producer **must** provide a copy of the grass or legume seed contract for the contracted grass or legume seed acreage, or accepted certification application, for the certified grass or \*--legume seed acreage to the administrative County Office by the application for payment deadline for the applicable crop. Failure to provide a copy of the grass or legume seed contract or certification application accepted by the certifying agency, by the application for payment deadline for the year of CCC-471, will result in the denial of NAP benefits for--\* the intended grass or legume seed crop.



## 803 Mechanically Harvested Forage for Seed Provisions (Continued)

**D Determining Loss on Forage Intended for Seed**

Alfalfa, alfalfa mixture, and other hay forage acreage certified on FSA-578 as intended to be mechanically harvested for seed, is **always** considered mechanically harvested acreage for crop definition purposes regardless of actual method of harvest.

The following table provides how a loss will be determined for acreage reported as intended to be mechanically harvested for seed, provided all eligibility requirements are met.

**Important:** COC **must** ensure that the producer is aware of their responsibilities provided in subparagraph C and this subparagraph, including the following table.

<b>IF acreage reported as intended to be mechanically harvested for seed has ...</b>	<b>AND the producer...</b>	<b>THEN the loss is determined based on...</b>
basic 50/55 or buy-up coverage and is mechanically harvested for seed (all acreage is mechanically harvested for seed <b>only</b> , with no grazing or harvest for hay)	<ul style="list-style-type: none"> <li>timely files CCC-576 for seed, according to paragraph 575</li> <li>provides verifiable or reliable production records for seed, according to paragraph 601</li> </ul>	difference between: <ul style="list-style-type: none"> <li>expected production (calculated using producer's approved yield)</li> <li>actual harvested production.</li> </ul>
basic 50/55 and buy-up coverage and is both mechanically harvested for seed and grazed (all acreage is mechanically harvested for seed at least once, and then grazed)		

## 803 Mechanically Harvested Forage for Seed Provisions (Continued)

## D Determining Loss on Forage Intended for Seed (Continued)

IF acreage reported as intended to be mechanically harvested for seed has ...	AND the producer...	THEN the loss is determined based on...
<p>basic 50/55 or buy-up or coverage and all or part of the acreage intended for mechanical harvest for seed is mechanically harvested for hay</p>	<ul style="list-style-type: none"> <li>timely files CCC-576 for seed, according to paragraph 575</li> <li>provides verifiable or reliable production records for seed according to paragraph 601</li> <li><b>before</b> harvesting the acreage for hay, establishes representative sample areas by setting up panels according to 2-NAP</li> <li>within 15 calendar days of placement of the panels, informs County Office of the location of the sample areas for appraisal and spot check purposes</li> <li>at the end of the normal harvest date for seed, and <b>before</b> the first freeze, requests an appraisal of the sample areas be completed</li> </ul>	<p>difference between:</p> <ul style="list-style-type: none"> <li>expected production for seed (calculated using producer's approved yield)</li> <li>the sum of the actual harvested production and appraised seed production.</li> </ul> <p><b>Note:</b> The appraisal of forage for seed <b>must</b> include the establishment of a secure area to determine potential forage production for seed.</p>

## 803 Mechanically Harvested Forage for Seed Provisions (Continued)

## D Determining Loss on Forage Intended for Seed (Continued)

IF acreage reported as intended to be mechanically harvested for seed has...	AND the producer...	THEN the loss is determined based on...
basic 50/55 or buy-up coverage and is abandoned or destroyed (acreage is <b>not</b> mechanically harvested in any manner or grazed)	<ul style="list-style-type: none"> <li>timely files CCC-576 for seed, according to paragraph 575</li> <li><b>before</b> abandoning or destroying the acreage, establishes representative sample areas by setting up panels according to 2-NAP</li> <li>within 15 calendar days of placement of the panels, informs County Office of the location of the sample areas for appraisal and spot check purposes</li> <li>at the end of the normal harvest date for seed, and <b>before</b> the first freeze, requests an appraisal of the sample areas be completed</li> </ul> <p><b>Note:</b> See subparagraph C for COC responsibilities.</p>	<p>difference between:</p> <ul style="list-style-type: none"> <li>expected production (calculated using producer's approved yield)</li> <li>total appraised production.</li> </ul> <p><b>Note:</b> The appraisal of forage for seed <b>must</b> include the establishment of a secure area to determine potential forage production for seed.</p>
basic 50/55 or buy-up coverage for grazed <b>only</b> (acreage is <b>not</b> mechanically harvested in any manner)	timely files CCC-576, according to paragraph 575	provisions in subparagraph E.

## 803 Mechanically Harvested Forage for Seed Provisions (Continued)

**E Determining Loss on Forage Acreage Intended for Seed That Is Grazed Only**

Alfalfa, alfalfa mixture, and other hay forage acreage certified on FSA-578 as intended to be mechanically harvested for seed, is **always** considered mechanically harvested acreage for crop definition purposes regardless of actual method of harvest.

Producers **cannot revise** the certified intended use of acreage reported on FSA-578; however, the actual use of the acreage, such as grazing, abandoned, or destroyed, will impact how a loss is determined on the acreage. See 2-CP for reporting acreage and “intended uses”.

Losses on forage acreage intended to be mechanically harvested for seed, but are grazed **only**, will be determined according to the following table.

<b>IF the producer has...</b>	<b>THEN the loss is determined based on...</b>
buy-up coverage <b>only</b> , and the acreage intended to be mechanically harvested for seed is grazed <b>only</b> and: <ul style="list-style-type: none"> <li>• CCC-576 is timely filed according to paragraph 575</li> <li>• acreage is grazed before establishing representative sample areas and requesting an appraisal</li> </ul>	the unit guarantee being assigned to the unit crop acreage. Since an appraisal is <b>not</b> being completed according to buy-up provisions, the crop acreage is <b>not</b> considered eligible for NAP payment.

## 803 Mechanically Harvested Forage for Seed Provisions (Continued)

**E Determining Loss on Forage Acreage Intended for Seed That Is Grazed Only (Continued)**

<b>IF the producer has...</b>	<b>THEN the loss is determined based on...</b>
<p>basic 50/55 coverage, the acreage intended to be mechanically harvested for seed is grazed <b>only</b>, and the producer provides County Office with acceptable and verifiable evidence of <b>both</b> of the following:</p> <ul style="list-style-type: none"> <li>the acreage for which CCC-576 is filed was planted to the same forage type and intended use for which a loss is being claimed for at least 3 out of 5 years <b>before</b> the year in which a loss is claimed</li> <li>1 of the following: <ul style="list-style-type: none"> <li>documentation to show that the producer is a licensed producer of certified grass or legume seed and/or plants</li> <li>copy of a grass or legume seed contract executed <b>on or before</b> the applicable acreage reporting date to produce seed on the forage acreage being claimed, in the year in which the loss is claimed</li> </ul> </li> </ul> <p><b>Note:</b> The grass or legume seed contract <b>must</b> be with a seed company that is a business enterprise that possesses all licenses for marketing commercial grass or legume seed, as applicable.</p> <ul style="list-style-type: none"> <li>evidence of grass or legume seed production, as applicable, from the forage acreage being claimed-for at least 3 of the 5 years <b>before</b> the year in which a loss is being claimed</li> </ul> <p><b>Note:</b> See subparagraph F for acceptable evidence of acreage and seed production.</p>	<p>an appraisal of the specific acreage, provided the producer:</p> <ul style="list-style-type: none"> <li>timely files CCC-576 for seed, according to paragraph 575</li> <li><b>before</b> grazing, establishes representative sample areas by setting up panels according to 2-NAP</li> <li>within 15 calendar days of placement of the panels, informs County Office of the location of the sample areas for appraisal and spot check purposes</li> <li>at the end of the normal harvest date for the grass or legume seed, and <b>before</b> the first freeze, requests an appraisal of the sample areas be completed.</li> </ul>

## 803 Mechanically Harvested Forage for Seed Provisions (Continued)

**E Determining Loss on Forage Acreage Intended for Seed That Is Grazed Only (Continued)**

<b>IF the producer has...</b>	<b>THEN the loss is determined based on...</b>
<p>basic 50/55 coverage and does <b>not</b> provide County Office with acceptable and verifiable evidence of both of the following when the acreage intended to be mechanically harvested for seed is grazed <b>only</b>:</p> <ul style="list-style-type: none"> <li>• the acreage for which CCC-576 is filed was planted to the same forage type and intended use for grass or legume seed which a loss is being claimed for at least 3 out of 5 years <b>before</b> the year in which a loss is claimed</li> <li>• 1 of the following: <ul style="list-style-type: none"> <li>• documentation to show that the producer is a licensed producer of certified grass or legume seed and/or plants</li> <li>• copy of contract to produce the specific type of grass or legume seed that was entered into <b>on or before</b> the acreage reporting date for the forage acreage being claimed, in the year in which the loss is claimed</li> <li>• evidence of grass or legume seed production, as applicable, from the forage acreage being claimed for at least 3 of the 5 years <b>before</b> the year in which a loss is being claimed</li> </ul> </li> </ul> <p><b>Note:</b> See subparagraph F for acceptable evidence of acreage and seed production.</p>	<p>AUD value by determining the percent of loss using 1 of the approved methods provided in subparagraph 804 I for grazed forage.</p> <p><b>Note:</b> Losses determined on AUD will <b>not</b> be used for approved yield purposes.</p>

**803 Mechanically Harvested Forage for Seed Provisions (Continued)****F Acceptable Evidence of Acreage and Seed Production**

Acceptable evidence that acreage for which CCC-576 is filed was planted to the same forage type and intended use for which a loss is being claimed includes 1 of the following:

- timely filed and certified FSA-578 for the applicable years
- late-filed and certified FSA-578 for the applicable years, provided **all** the requirements for a late-filed FSA-578 are met according to 2-CP
- certified reports of acreage from crop insurance.

**Important:** COC **must** contact crop insurance agent to verify accuracy and authenticity of insurance document **before** accepting documents for NAP purposes.

Acceptable evidence of seed production from the forage acreage for which CCC-576 is filed includes, but is **not** limited to:

- production records determined acceptable for NAP approved yield purposes
- sales receipts
- custom harvest documents that clearly identify the amount of seed produced from the applicable acreage.

COC will **not** accept any documentation that does **not** clearly identify the total seed produced or from which acreage the production was obtained.

**804 Grazed Forage Provisions****A General Information**

Grazing means the consumption of forage by livestock. It is possible to estimate the amount of forage available for consumption and therefore provide coverage for losses of the potential forage for grazing.

\*--Any type of hay forage acreage certified on FSA-578 as intended to be grazed, is **always**--\* considered grazed acreage for crop definition purposes regardless of actual method of harvest.

Buy-up coverage for NAP is **not** available for grazed forage. Basic 50/55 coverage application policies have **not** changed when the “intended use” of acreage reported on the FSA-578 is grazing.

Producers **cannot** change the certified “intended use” of acreage reported on FSA-578; however, the actual use of the acreage, such as mechanical harvest for seed or forage, and abandoned or destroyed, will impact how a loss is determined on the acreage. See 2-CP for reporting acreage and “intended uses”.

Planting periods for all forage crop types with the intended use of grazing, based on STC determination, may be broken down into either full season or warm and cool season, but **not** both.

STC will designate grazed forage types in the county as either of the following:

- full season “01”
- cool season “01” and warm season “02”.

**Important:** STC’s will designate grazed forage types as either full season or warm and cool season, but **not** both.

**Note:** See subparagraph C about establishing warm and cool season forage.



**804    Grazed Forage Provisions (Continued)****B    Establishing Full Season Forage**

If STC elects to designate grazed forage in a county as “**full season**”, the NCT planting period for forage crops in the county with an intended use of grazing will be “01” regardless of whether the type of forage is considered warm or cool season.

**Example:** Two of the forage types in the county are FTA and BHI. STC has determined that grazed forage in the county is “**full season**”. The following table provides the crop data for each of the “**full season**” forage types with intended uses of forage (FG) and grazing (GZ).

<b>Crop Code</b>	<b>Crop Type</b>	<b>Planting Period Number</b>	<b>Intended Use</b>	<b>Pay Crop</b>	<b>Pay Type</b>
0102	FTA	01	FG	0102	001
0102	FTA	01	GZ	0102	002
0102	BHI	01	FG	0102	001
0102	BHI	01	GZ	0102	002

## 804 Grazed Forage Provisions (Continued)

**C Establishing Warm and Cool Season Forage**

If STC elects to designate grazed forage types in a county as “**warm season**” and “**cool season**”, STC will identify “**warm season**” and “**cool season**” forage by assigning a planting period number to each type as follows:

- “01” for cool season forage
- “02” for warm season forage.

**Example:** STC has determined to designate grazed forage types in the State as warm and cool season. Two of the forage types in the State are FTA and BHI. STC designated FTA as a cool season forage and BHI as a warm season forage. The following table provides the crop data based on the STC designations with intended uses of forage (FG) and grazed (GZ).

<b>Crop Code</b>	<b>Crop Type</b>	<b>Planting Period Number</b>	<b>Intended Use</b>	<b>Pay Crop</b>	<b>Pay Type</b>
0102	FTA	01	FG	0102	001
0102	FTA	01 (cool)	GZ	0102	002
0102	BHI	01	FG	0102	001
0102	BHI	02 (warm)	GZ	0102	002

**Notes:** The same crop type and intended use **cannot** be designated as both warm and cool season. For example, FTA with an intended use of grazing **cannot** be designated as cool season and warm season in the same county; it is either warm season or cool season, but **not** both.

If STC elects to designate grazed forage types as warm and cool season, STC will determine the period during which the particular seasonal vegetation is generally available for consumption, such as when the type of forage normally comes out of dormancy for grazing purposes.

The length of time of the warm and cool season:

- are **not required** to be equal
- combined will **not** exceed 12 months.

The coverage period for warm and cool season forage will correspond to STC-established grazing periods.

**Note:** Circumstances may warrant differences in time periods between counties; however, STC will ensure reasonableness and consistency across the State and with adjoining States to the extent practicable.

## 804 Grazed Forage Provisions (Continued)

**D Determining Loss for Forage Intended for Grazing**

Alfalfa, alfalfa mixture, and other hay forage acreage certified on FSA-578 as intended to be grazed, is always considered grazed acreage for crop definition purposes regardless of actual method of harvest.

The following table provides how a loss will be determined at the end of the grazing period for forage acreage reported as intended to be grazed, provided all eligibility requirements are met.

**Important:** COC **must** ensure that the producer is aware of their responsibilities provided in subparagraphs 802 D, 803 C, and D, and the following table.

<b>IF acreage reported as intended as grazed is...</b>	<b>AND the producer...</b>	<b>THEN the loss is determined based on...</b>
completely grazed (all acreage is grazed with no mechanical harvesting)	<ul style="list-style-type: none"> <li>timely files CCC-576, according to paragraph 575</li> <li>provides, at the end of the grazing period, production records of forage for similarly mechanically harvested forage acreage on the unit for which an approved yield has been calculated to determine a forage loss</li> </ul> <p><b>Note:</b> If similar acreage of forage on the unit is <b>not</b> available for which an approved yield has been calculated to determine a loss, COC will use similar units in the area where approved yields have been calculated for forage to determine a forage loss or, if there are no similar units, use procedure for 2 independent assessments or alternative collective percentage of loss methods for loss for geographic regions approved and determined appropriate by DAFP according to subparagraph J.</p>	<p>a percentage of loss of similarly mechanically harvested forage from forage acreage for which an approved yield has been calculated for forage to determine a forage loss, 2 independent assessments, or other alternative approved collective percentage of loss methods approved according to subparagraph J as determined by COC and/or DAFP applied to the expected AUD.</p> <p><b>Notes:</b> See subparagraph E for calculating expected AUD. Grazed forage losses are collective losses determined throughout the grazing period to account for lost production for all natural disasters affecting the grazed forage. Therefore, the percentage of loss will <b>not</b> be determined and payments will <b>not</b> be issued for grazed forage until after the end of the grazing period.</p>

## 804 Grazed Forage Provisions (Continued)

## D Determining Loss for Forage Intended for Grazing (Continued)

IF acreage reported as intended as grazed is...	AND the producer...	THEN the loss is determined based on...
<p>grazed and some or all of the acreage is mechanically harvested as forage (<b>not seed</b>)</p>	<ul style="list-style-type: none"> <li>timely files CCC-576, according to paragraph 575</li> <li>provides, at the end of the grazing period, production records of forage for similarly mechanically harvested forage acreage on the unit for which an approved yield has been calculated to determine a forage loss</li> </ul> <p><b>Notes:</b> If similar acreage of forage on the unit is <b>not</b> available for which an approved yield has been calculated to determine a forage loss, COC will use similar units in the area where approved yields have been calculated for forage to determine a forage loss or, if there are no similar units, use procedure for 2 independent assessments or other alternative collective percentage of loss methods for determining loss for geographic regions approved and determined appropriate by DAFP according to subparagraph J.</p> <p>Any production from intended grazed forage acreage that was mechanically harvested as forage <b>must not</b> be commingled with production from intended mechanically harvested forage acreage. A measurement service request will be made to keep production separate.</p>	<p>a percentage of loss of similarly mechanically harvested forage from forage acreage for which an approved yield has been calculated for forage to determine a forage loss, 2 independent assessments, or other alternative approved collective percentage of loss methods approved according to subparagraph J as determined by COC and/or DAFP and applied to the expected AUD.</p> <p><b>Notes:</b> Forage production from acreage intended as grazed that is commingled with the production of intended mechanically harvested forage acreage will be considered production to count in determining the loss for the intended mechanically harvested acreage for forage.</p> <p>Forage production from acreage intended as grazed will <b>not</b> be considered production to count for approved yield purposes.</p> <p>Grazed forage losses are collective losses determined throughout the grazing period to account for lost production for all natural disasters affecting the grazed forage. Therefore, the percentage of loss will <b>not</b> be determined and payments will <b>not</b> be issued for grazed forage until after the end of the grazing period.</p>

## 804 Grazed Forage Provisions (Continued)

## D Determining Loss for Forage Intended for Grazing (Continued)

IF acreage reported as intended as grazed is...	AND the producer...	THEN the loss is determined based on...
abandoned or destroyed	<ul style="list-style-type: none"> <li>timely files CCC-576, according to paragraph 575</li> <li>provides, at the end of the grazing period, production records of forage for similarly mechanically harvested forage acreage on the unit for which an approved yield has been calculated to determine a forage loss</li> </ul> <p><b>Notes:</b> If similar acreage of forage on the unit is <b>not</b> available for which an approved yield has been calculated to determine a forage loss, COC will use similar units in the area where approved yields have been calculated for forage to determine a forage loss or, if there are no similar units, use procedure for 2 independent assessments or other alternative collective percentage of loss methods for determining loss for geographic regions approved and determined appropriate by DAFP according to subparagraph J.</p> <p>The producer <b>must</b> timely notify FSA if harvest as forage or grazing of the forage acreage occurs <b>after</b> filing CCC-576 because of vegetative rejuvenation.</p>	<p>a percentage of loss of similarly mechanically harvested forage from forage acreage for which an approved yield has been calculated for forage to determine a forage loss, 2 independent assessments, or other alternative approved collective percentage of loss methods approved according to subparagraph J as determined by COC and/or DAFP and applied to the expected AUD.</p> <p><b>Note:</b> Grazed forage losses are collective losses determined throughout the grazing period to account for lost production for all natural disasters affecting the grazed forage. Therefore, the percentage of loss will <b>not</b> be determined and payments will <b>not</b> be issued for grazed forage until after the end of the grazing period.</p>

## 804 Grazed Forage Provisions (Continued)

## D Determining Loss for Forage Intended for Grazing (Continued)

IF acreage reported as intended as grazed is...	AND the producer...	THEN the loss is determined based on...
mechanically harvested for forage or seed (no grazing occurs)	<ul style="list-style-type: none"> <li>timely files CCC-576, according to paragraph 575</li> <li>provides, at the end of the grazing period, production records of forage for similarly mechanically harvested forage acreage on the unit for which an approved yield has been calculated to determine a forage loss</li> </ul> <p><b>Notes:</b> If similar acreage of forage on the unit is <b>not</b> available for which an approved yield has been calculated to determine a forage loss, COC will use similar units in the area where approved yields have been calculated for forage to determine a forage loss or, if there are no similar units, use procedure for 2 independent assessments or other alternative collective percentage of loss methods for determining loss for geographic regions approved and determined appropriate by DAFP according to subparagraph J.</p> <p>Any production from intended grazed forage acreage that was mechanically harvested as forage or seed <b>must not</b> be commingled with production from intended mechanically harvested forage or seed acreage. A measurement service request will be made to keep production separate.</p>	<p>a percentage of loss of similarly mechanically harvested forage from forage acreage for which an approved yield has been calculated for forage to determine a forage loss, 2 independent assessments, or other alternative approved collective percentage of loss methods approved according to subparagraph J as determined by COC and/or DAFP and applied to the expected AUD.</p> <p><b>Notes:</b> Forage production from acreage intended as grazed that is commingled with the production of intended mechanically harvested forage or seed acreage will be considered production to count in determining the loss for mechanically harvested acreage for forage or seed.</p> <p>Forage production from acreage intended as grazed will <b>not</b> be considered production to count for approved yield purposes.</p> <p>Grazed forage losses are collective losses determined throughout the grazing period to account for lost production for all natural disasters affecting the grazed forage. Therefore, the percentage of loss will <b>not</b> be determined and payments will <b>not</b> be issued for grazed forage until after the end of the grazing period.</p>

## 804 Grazed Forage Provisions (Continued)

**E Calculating Expected AUD**

Grazing means the consumption of forage by livestock. It is possible to estimate the amount of forage available for consumption and, therefore, provide coverage for losses of the potential forage for grazing.

A separate expected AUD is calculated for **each** specific crop, type, and practice based on the STC-established carrying capacity for the specific crop, type, and practice.

**Note:** See paragraph 277 for determining carrying capacities.

To calculate expected AUD for privately owned/leased land, follow these steps.

Step	Action	Result
1	Determine the producer's acreage by crop, type, and practice with the same carrying capacity and grazing days.	Producer's total unit acreage for the specific crop, type, and practice with the same carrying capacity.
2	Divide the result of step 1 by the STC-established carrying capacity for the applicable acreage. Round to 4 decimal places.	Number of acres per AU needed for the applicable acreage.
3	Multiply the result of step 2 times the number of days in the grazing period.	Expected AUD.

**Notes:** Expected AUD is calculated on CCC-576C.

Expected AUD calculated in this table does **not** include any AUD calculations applicable to State-, Federal-, and BIA-owned land, or AUD adjustments that may be applicable according to subparagraphs F, G, and H.

When calculating expected AUD for acreage physically located in a different county, COC will use the carrying capacity established for the physical location of the acreage.

## 804 Grazed Forage Provisions (Continued)

**E Calculating Expected AUD (Continued)**

State-, Federal-, and BIA-owned land provides for an allotted number of AU's or AUM's that can be grazed for an established period of time. DAFP has determined that:

- the recommended AU's or AUM's that are stated on the permit will be used for those NAP units
- NAP benefits will be reduced by the dollar amount the producer does **not** pay in cases of non-use of permit or reduced AUM's on the permit.

**Note:** If the producer paid for the total permitted animals, no payment reduction is **required**.

Some type of manual adjustment is **required** for some leases for the NAP Application for Payment software to properly calculate a payment because NCT does **not** provide a sufficient range of carrying capacities needed to accommodate every livestock operation in every county in every respective State and/or county. The following types of leases/permits may require an adjustment:

- BIA
- BLM
- FS
- Native American Tribal permits
- private land
- State.

Permits usually provide the number of AU's or AUM's; however, based on the limited number of NCT carrying capacities in the automated system, NAP payments may **not** be calculated correctly. Therefore, adjustments may need to be made to the number of reported acres **before** loading the acres in the web based NAP Application for Payment software to ensure that payments are calculated correctly based on the number of AU's, as provided for in the permits/leases. The NAP Application for Payment software does **not** provide the flexibility to enter different grazing periods for the same carrying capacity.



**804    Grazed Forage Provisions (Continued)****E    Calculating Expected AUD (Continued)**

An Excel “NAP Grass for Grazing Worksheet” has been developed for use by State and County Offices with Federal-, State-, and BIA-owned land for calculating the acres to enter in the NAP Application for Payment software to ensure that livestock producers are **not** over or underpaid for their grazing losses for permits and leases providing the number of AU’s or AUM’s that can be grazed. DAFP has determined that the “NAP Grass for Grazing Worksheet” **must be used by all State and County Offices** with State-, Federal-, and BIA-owned land for calculating the acres to enter in the NAP Application for Payment software.

Instructions for accessing completing the “NAP Grass for Grazing Worksheet” are in paragraph 807 with calculation examples in paragraph 808.

## 804 Grazed Forage Provisions (Continued)

**F AUD Adjustments for Forage Management and Maintenance Practices**

COC may increase a producer's calculated expected AUD, provided **all** the following are met:

- producer requests an increase in AUD
- adequate and verifiable evidence provided by the producer, as determined by COC, shows that the producer has undertaken 1 or more of the following supplementary pasture and range maintenance practices **beyond** the generally recognized practices:
  - seed/fertilizer applications
  - rotation, creep, strip, deferred rotation, or intensive grazing
  - drainage improvements
  - mechanical land treatment

**Note:** Brush control, weed control, and insect control such as grasshopper and Mormon cricket control are considered normal good farming practice measures, **not** supplementary pasture and range management practices **beyond** the generally recognized practices that would allow for a higher AUD.

- the supplementary pasture and range maintenance practices undertaken were **not** considered by STC when it established the carrying capacity for the crop, type, and practice
- STC authorizes the adjustment.

If **all** of these requirements are met, COC may increase the producer's expected AUD by:

- 3 percent when **both** of the following are met:
  - at least 1 supplementary pasture and range maintenance practice was completed at least 1 time in the previous 3 crop years
  - the supplementary pasture and range maintenance practice is expected to have a positive impact on the carrying capacity for the current crop year
- 5 percent when **both** of the following are met:
  - at least 2 supplementary pasture and range maintenance practices were completed at least 1 time in the previous 3 crop years
  - the supplementary pasture and range maintenance practices are expected to have a positive impact on the carrying capacity for the current crop.

## 804 Grazed Forage Provisions (Continued)

**G AUD Adjustments Based on History of Carrying Capacity**

COC may increase a producer's calculated expected AUD, provided **all** the following are met:

- producer requests an increase in AUD
- adequate and verifiable evidence provided by the producer, as determined by COC, shows that the specific acreage has supported a number of AU's greater than the carrying capacity established by STC in at least 3 of the last 5 crop years
- the additional AU's were supported by **only** the forage on the acreage, and **not** by extemporaneous factors, such as supplemental feeding, livestock rotation, supplementary pasture or range maintenance practices, or other similar factors
- STC authorizes the adjustment.

If **all** these requirements are met, COC may increase the producer's expected AUD by up to 25 percent.

Increases in expected AUD of 25 percent or more **must** be approved by the National Office Livestock Assistance Program Manager. For increases of 25 percent or more, STC **must** submit a request to the National Office Livestock Assistance Program Manager. Requests ~~should be sent to~~ **RA.FSA.DCWA2.ppb@wdc.usda.gov** and **must** include **all** of the ~~following~~:

- unadjusted and adjusted expected AUD
- number, type, and practice of forage acres impacted
- calculated payments for the unit on unadjusted and adjusted AUD
- copy of verifiable evidence submitted by producer
- copy of data STC used to establish carrying capacity for applicable acreage.

## 804 Grazed Forage Provisions (Continued)

**H Assigning AUD**

\*--Reduced coverage periods may result in a reduction in grazing days. Acreage leases,--\* rental agreements, or permits with grazing arrangements, may specify the stocking rate and grazing days for specific acreage. The specified stocking rate and grazing days may **not** be consistent with the STC-established carrying capacity.

\*--On review of the reduced coverage period acreage lease, rental agreement, or permit, and a--\* determination that the specified stocking rate or grazing days is **not** consistent with the STC-established carrying capacity, COC will assign the difference in calculated AUD. See subparagraph 807 D for completing the Excel NAP Grass for Grazing Worksheet to calculate the acres to enter in the NAP application for payment software with a carrying capacity of "1" acre per AU.

Conversions for different units, such as AUM, may be necessary to properly calculate the assigned production. Use conversion procedures generally accepted by BLM, FS, NIFA, NRCS, and forage specialists.

This procedure applies **only** to a reduction of AUD. See subparagraphs F and G for adjustment to AUD for management and maintenance practices and production.

**Examples:** The following is applicable to all 3 examples:

- unit acres: 800
- STC-established carry capacity: 10 acres per AU, 290 grazing days
- AUD calculated on the basis of STC-established carrying capacity: 23,200 AUD.

Example	Lease Requirements		Calculations
	Acres Per AU	Days	
1	14	290	$800 \div 14 \times 290 = 16,571$ AUD $23,200 - 16,571 = 6,629$ AUD x 50% coverage level = 3,315 Assigned AUD Note difference in <b>acres per AU only</b> .
2	14	250	$800 \div 14 \times 250 = 14,286$ AUD $23,200 - 14,286 = 8,914$ AUD x 50% coverage level = 4,457 Assigned AUD Note difference in both <b>acres per AU and grazing days</b> .
3	10	250	$800 \div 10 \times 250 = 20,000$ AUD $23,200 - 20,000 = 3,200$ AUD x 50% coverage level = 1,600 Assigned AUD Note difference in <b>grazing days only</b> .

--\*

## 804 Grazed Forage Provisions (Continued)

**I Establishing Grazing Loss**

COC will, with STC concurrence, establish the grazing loss percentage after the end of the grazing period on grazed forage acreage according to the following table.

<b>IF...</b>	<b>THEN the loss is determined based on...</b>
<p>the producer has similar forage acreage on the same unit that was mechanically harvested as forage for which an approved yield has been calculated to determine loss under NAP for the acreage mechanically harvested as forage</p> <p><b>Important:</b> Similar forage acreage means a similar crop, type, and practice with similar soil types, slope, and elevation that was managed in a similar manner and suffered a similar loss.</p> <p>If either of the following apply, the percentage loss of the acreage mechanically harvested as forage on the producer's unit will <b>not</b> be used as similar acreage:</p> <ul style="list-style-type: none"> <li>• perils that impacted the grazing acres were different than the perils that impacted the acreage mechanically harvested as forage on the producer's unit</li> <li>• disaster conditions that impacted the mechanically harvested acreage improved or worsened after the acreage was mechanically harvested as forage.</li> </ul>	<p>the percentage loss of the similar forage acreage on the producer's unit that was mechanically harvested as forage.</p> <p><b>Note:</b> Grazed forage losses are collective losses determined throughout the grazing period to account for lost production for all natural disasters affecting the grazed forage. Therefore, the percentage of loss will <b>not</b> be determined and payments will <b>not</b> be issued for grazed forage until after the end of the grazing period.</p>

## 804 Grazed Forage Provisions (Continued)

## I Establishing Grazing Loss (Continued)

IF...	THEN the loss is determined based on...
<p>the producer does <b>not</b> have similar forage acreage on the same unit that was mechanically harvested as forage for which an approved yield has been calculated to determine loss under NAP, but there are similar units in the area that have similar forage acreage that was mechanically harvested as forage for which an approved yield has been calculated to determine loss under NAP</p> <p><b>Important:</b> Similar forage acreage means a similar crop, type, and practice with similar soil types, slope, and elevation that was managed in a similar manner and suffered a similar loss. This acreage should be contiguous to or in close proximity to the unit for which percentage of loss is being determined.</p> <p>If either of the following apply, the percentage loss of the acreage mechanically harvested as forage on similar units in the area will <b>not</b> be used as similar acreage:</p> <ul style="list-style-type: none"> <li>• perils that impacted the grazing acres were different than the perils that impacted the acreage mechanically harvested as forage</li> <li>• disaster conditions that impacted the acreage mechanically harvested as forage improved or worsened after the acreage was mechanically harvested as forage.</li> </ul>	<p>the percentage loss of the similar forage acreage from similar units in the area that was mechanically harvested as forage.</p> <p><b>Note:</b> Grazed forage losses are collective losses determined throughout the grazing period to account for lost production for all natural disasters affecting the grazed forage. Therefore, the percentage of loss will <b>not</b> be determined and payments will <b>not</b> be issued for grazed forage until after the end of the grazing period.</p>

## 804 Grazed Forage Provisions (Continued)

## I Establishing Grazing Loss (Continued)

IF...	THEN the loss is determined based on...
<p>there is no similar forage acreage on the same unit, or similar units in the area, that was mechanically harvested as forage for which an approved yield has been calculated to determine loss under NAP for the acreage mechanically harvested as forage</p>	<ul style="list-style-type: none"> <li>• the percentage of loss as determined by 2 independent assessments, or if forage specialists are <b>not</b> available for which 2 independent assessment can be obtained, collective loss percentages for geographic regions may be determined using other alternative loss methods approved and determined appropriate by DAFP according to subparagraph J</li> <li>• STC concurrence with loss determination.</li> </ul> <p><b>Note:</b> Grazed forage losses are collective losses determined throughout the grazing period to account for lost production for all natural disasters affecting the grazed forage. Therefore, the percentage of loss will <b>not</b> be determined and payments will <b>not</b> be issued for grazed forage until after the end of the grazing period.</p>

## 804 Grazed Forage Provisions (Continued)

**I Establishing Grazing Loss (Continued)**

COC will complete determinations of loss for different forage (annual versus perennial, biennial, etc.), using similar mechanically harvested losses, independent assessments of forage conditions, or other alternative loss methods approved and determined appropriate by DAFP according to subparagraph J, after the end of the grazing period when natural disaster events do **not** consistently impact all forage acreage.

Where grazed forage consists of both annual and perennial vegetation and 1 suffers damage apart from the other, COC will determine loss for the impacted vegetation separately. COC will determine expected AUD on the basis of the carrying capacity and calculate AUD loss based on determined percentage of loss. COC will summarize forage losses to determine overall AUD losses.

STC will ensure that:

- an effective and cooperative working relationship with other Federal and State agencies \*--and institutions is maintained at both the State and county level and that at least 90 calendar days before the beginning date of the grazing period each:
    - County Office has access to sources that can provide 2 independent assessments of the grazed forage acreage conditions in the area
    - COC has determined if another alternate loss method must be used, according to subparagraph J, and STC has concurred
  - 2 independent assessments and/or other alternative collective loss percentage methods meeting the requirements of subparagraph J for determining grazed forage loss are obtained by COC when there is no similar mechanically harvested acreage for forage on the unit or similar units in the area for the crop year for which an approved yield has been calculated to determine loss under NAP
- Note:** When there are no similar mechanically harvested acreage for forage on the unit or similar units in the area for which an approved yield has been calculated to determine loss under NAP, COC's will obtain either 2 independent assessments of the grazed forage conditions in the area or alternative collective loss percentage methods for determining grazed forage loss meeting the requirements in subparagraph J for geographic regions approved and determined appropriate by DAFP for each crop year.
- forage growth patterns are established at least 30 calendar days before the beginning of the grazing period.--\*



## 804 Grazed Forage Provisions (Continued)

**I Establishing Grazing Loss (Continued)**

- all independent assessments and/or other alternative collective loss percentage methods for determining grazed forage loss are:
  - documented according to subparagraph J are attached to the COC meeting executive minutes
  - performed by forage specialists, LA's, or others approved by DAFP to be qualified to assess grazed forage loss **not** having a financial interest in the outcome of the assessment or determined collective loss percentage
- the percentage of loss determined by COC, based on 2 independent assessments from forage specialists, or other alternative methods of determining collective loss percentages accurately reflects the loss of grazing potential in the area by:
  - reviewing COC determination of loss on grazed forage acreage when percent of loss is based on 2 independent assessments or other collective loss percentage methods approved and determined appropriate by DAFP
  - thoroughly documenting review of COC determination and 2 independent assessments or other collective loss percentage methods approved and determined appropriate by DAFP in STC meeting minutes
- grazing loss percentages determined by COC are consistent along State borders with similar weather conditions and crop characteristics when the bordering county or area has similar forage types, topography, altitudes, land mix, production capabilities, etc. Differences will be mitigated or justification documented in STC minutes.

If STC:

- concurs with COC determination of percentage of loss on grazed forage acreage, notify COC of review and concurrence
- **\*--does not concur with COC determination of percentage of loss:--\***
  - remand determination to COC
  - clearly identify reasons for non-concurrence
  - instruct COC on how to determine loss percentage.

State Office will review **all** COC determinations about establishment of grazing losses to ensure that the proper method was used to determine the loss percentage.

## 804 Grazed Forage Provisions (Continued)

**J Independent Assessments of Grazed Forage Acreage Conditions or Alternative Methods for Determining Grazed Forage Acreage Conditions**

When there is no similar forage acreage on the same unit or similar units in the area for which an approved yield has been calculated to determine loss under NAP, obtaining 2 independent assessments of the grazed forage acreage conditions is the preferred, authorized method for determining a percentage of grazing loss in the area. However, if 2 independent assessments of grazed foraged acreage conditions **cannot** be obtained, other alternative collective loss percentage methods for determining a percentage of loss in the area may be used \* \* \*.

The independent assessments, alternative methods for establishing collective loss percentages, loss percentage established based on the independent assessments and/or approved alternative methods for establishing loss, are applicable to all similarly situated producers. Therefore, neither the independent assessments and/or alternative methods for establishing collective loss percentages, nor the loss percentage established based on the independent assessments or alternative methods for establishing collective loss, are appealable.

\*--FSA can only establish a grazing loss by means provided in this subparagraph.--\*

Accordingly, if there is no similar acreage mechanically harvested forage on the unit or similar units in the area for which an approved yield was calculated to determine loss under NAP, and 2 independent assessments in the area are **not** obtained nor collective loss percentages established based on 1 of the approved alternative

\*--methods approved by STC:--\*

- FSA will **not** be able to determine a percentage grazing loss in the area
- producers in the area will **not** be eligible for NAP benefits on grazed forage.

**Important:** COC's **must** obtain 2 independent assessments of the grazed forage

\*--conditions in the area or alternative method for determining grazed forage acreage conditions meeting the requirements in this subparagraph, for each--\*  
crop year, when no similar mechanically harvested acreage for forage on the unit or similar units in the area for which an approved yield has been calculated to determine loss under NAP. \* \* \*

## 804 Grazed Forage Provisions (Continued)

**J Independent Assessments of Grazed Forage Acreage Conditions or Alternative Methods for Determining Grazed Forage Acreage Conditions (Continued)**

To be acceptable, **each** of the 2 independent assessments:

- **must** be completed by forage specialists having no financial interest in the outcome of the assessment from 1 of the following:
  - Federal, State, or local Government agency, such as BLM, NIFA, NRCS, or State Land Departments
  - educational institutions, such as State land grant colleges
  - private organizations
- should include, at a minimum, both of the following:
  - identification of the assessor, such as name, address, phone number, and affiliated institution, agency, or company
  - statement or chronological narration of the basis for the assessor's determinations, including statements or chronologies addressing spontaneous or progressive changes in grazing conditions.

Assessments of grazed forage acreage conditions completed by anyone other than a forage specialist **not** having a financial interest in the outcome of the assessment will **not** be:

- accepted by FSA
- used to determine a percentage of grazing loss in the area.

**804    Grazed Forage Provisions (Continued)****J    Independent Assessments of Grazed Forage Acreage Conditions or Alternative Methods for Determining Grazed Forage Acreage Conditions (Continued)**

The following do **not** meet the requirements of an independent assessment for NAP purposes and will **not** be used to establish a percentage of grazing loss in the area:

- assessments completed by anyone who is **not** a forage specialist
- assessments completed by anyone who has a financial interest in the outcome of the assessment, including anyone who was paid to complete the assessment
- opinions and input from a group of representatives from agencies or institutions that may have some knowledge of the grazing conditions in the area
- assessments that do **not** meet the minimum level of documentation to support the assessment, including attaching assessments to COC executive minutes
- 1 assessor agreeing with the assessment completed by another assessor without conducting their own assessment.

\* \* \*

## 804 Grazed Forage Provisions (Continued)

**J Independent Assessments of Grazed Forage Acreage Conditions or Alternative Methods for Determining Grazed Forage Acreage Conditions (Continued)**

\*--When no similar acreage of mechanical harvested forage on the unit or similar units in the area for which an approved yield was calculated to determine loss under NAP is available and at least 1 or more of the 2 independent assessments **cannot** be obtained, collective percentage of loss for grazed forage for a geographic region may be determined by FSA by any or all of the following methods, if approved by STC:

- collective percent of loss grazing worksheets (CPLGW'S) (paragraph 812)
- information obtained from NAP loss adjusters with sufficient knowledge to provide grazing loss assessments using the Alternative Grazing Loss Assessment Forage Weight Appraisal method (paragraph 813).

**Note:** Grazing assessments by LA's are **not** completed for individual unit loss situations, **only** for geographic areas.

Beginning with crop year 2015, the National Office will select 5 percent of the State Offices for spot check to determine whether grazed forage loss percentages were established and documented using approved methods for determining loss.--\*

## 804 Grazed Forage Provisions (Continued)

**K Establishing an Area**

\* \* \*

STC or COC may establish any of the following as an area for which the 2 independent assessments or the alternative collective loss percentage method **must** be completed

\*--according to subparagraph J:--\*

- entire county
- any part of a county that can clearly be delineated on a map, such as township boundaries, roads, rivers, or streams

**Note:** More than 1 part of a county may be established as an area; however, 2 independent assessments or the alternative collective loss percentage method **must** be completed for each separate area.

- multiple counties within a State with similar forage types, soil types, topography, stocking rates, etc.

**Note:** COC authority is limited to those counties for which COC has decision making authority.

## 804 Grazed Forage Provisions (Continued)

**K Establishing an Area (Continued)**

STC or COC will **not** change an area for which the 2 independent assessments or the alternative collective loss percentage method **must** be completed after the grazing period has begun.

STC or COC will **not** establish any of the following as an area for which the 2 independent assessments or alternative collective loss percentage method **must** be completed:

- individual producer's units or portion of their units
- **only** the acreage impacted by a natural disaster.

**Example 1:** Some acreage in a county was burned by fire. STC or COC will **not** establish the area for which the 2 independent assessments or alternative collective loss percentage method **must** be completed to be the burned acreage **only**.

**Example 2:** Some acreage in a county was flooded by a rainstorm. STC or COC will **not** establish the area for which the 2 independent assessments or alternative collective loss percentage method **must** be completed to be the flooded acreage **only**.

**Example 3:** STC or COC will **not** establish the area for which the 2 independent assessments or alternative collective loss percentage method **must** be completed to be **only** the unit or portion of a unit of an individual producer.

**805 Small Grain Forage****A Definition of Small Grain Forage**

Small grain forage means a stand of pure wheat, barley, oats, triticale, or rye intended for forage for animal consumption.

Small grain commodities intended as forage are considered crops separate and distinct from any other forage commodities and other intended uses of the small grain commodity.

Small grains may be produced for different intended uses, that is, forage (mechanical harvest and grazing) and grain from the same planting. In this situation, the small grain acreage may be recognized as 2 separate crops.

**Example:** Small grain on the same acreage intended for:

- grain for crop insurance or NAP purposes if **not** considered insurable
- forage for NAP purposes.

**Note:** When CAT is **not** available for the grain, the forage and grain may each be eligible for NAP coverage as separate crops if all other eligibility requirements are met.

Producers may have different share arrangements for the forage and grain crops.

Unlike other forage, small grain forage will **not** be considered a separate crop on the basis of mechanical harvest and grazed acreage, or warm and cool season. COC will consider all acreage of the specific small grain intended for forage as a single crop. Small grain forage may **not** be broken as a crop based on the particular season of use, such as fall/winter, spring, or full season.



**805 Small Grain Forage (Continued)****B Mechanically Harvested Small Grain**

Small grain forage acreage intended to be mechanically harvested for animal consumption that is:

- both mechanically harvested **and** grazed will be considered mechanically harvested forage acreage

**Note:** An appraisal **must** be completed before any grazing whether before or after mechanically harvesting. See appraisal requirements in 2-NAP.

- completely grazed will be considered mechanically harvested acreage.

**Note:** Production will be computed on an AUD basis and extended to dollars.

**C Grazed Small Grain**

Small grain forage acreage intended to be grazed is always considered grazed acreage regardless of actual harvest method.

**Note:** See grazing loss determinations in subparagraph 804 I.

## 805 Small Grain Forage (Continued)

**D Small Grain Acreage Eligibility**

Small grain crop acreage eligible for NAP assistance for forage losses includes acreage planted and reported to FSA according to paragraph 375 as intended for forage production.

Small grain interseeded with an existing stand of grass or legume is **not** considered small grain forage. The acreage may be eligible under the standard forage procedure provided in this part.

COC will consider the following in all determinations of small grain forage eligibility.

- **Water source.** Water **must** be available for use by the livestock during the grazing period. Producers **must** have an established water source, such as pond, municipal water supply, etc., or the capability to support the water requirements of the livestock during the grazing period.
- **Fertilization.** Higher fertilization requirements are necessary when the small grain crop is intended for both forage and grain.
- **Fencing.** Permanent or temporary fencing **must** exist or be available.

COC will **not** approve small grain forage eligibility when questions of adequate water, fertilization, or fencing exist.

Small grain crop acreage ineligible for NAP assistance for forage losses includes:

- small grain crop acreage planted and reported without an intent of forage production (intended **only** for grain production)
- crop residues
- volunteer stands of small grain.

**805 Small Grain Forage (Continued)****E Final Planting Dates**

COC will establish an appropriate final planting date on the basis of the intended harvest method, such as mechanical or grazed, and season of use, such as fall/winter, spring, or full season. The final planting date **must** reflect the latest date the small grain forage can be planted to reasonably expect to achieve 100 percent of the expected yield or carrying capacity.

**Example:** The final planting date for fall/winter and full season small grains grazing or forage has been established as September 1 to ensure that the carrying capacity for grazing or expected yield for forage will be met. The final planting date for spring small grains grazing or forage and intended for grain has been established as October 15 to ensure that the carrying capacity for grazing or expected yields for forage and grain will be met.

**Note:** Only 2 final planting dates will be established for small grain forage.

**806 NAP Coverage and RMA PRF Pilot Insurance Program Coverage****A Background**

In 2008 RMA began offering, in selected States and counties, a RI-PRF and/or VI-PRF policy to provide producers the ability to purchase insurance for losses of forage produced-for grazing or mechanically harvested for hay. PRF does **not** offer coverage for forage seed. CAT coverage is **not** available under the pilot PRF programs.

Section 196(a)(2)(A) of the 1996 Act provides that commercial crops or other agricultural commodities, except livestock, that are produced for food or fiber for which CAT coverage is **not** available through RMA are eligible crops under NAP. NAP currently provides benefits for forage crop losses; therefore, NAP will continue to be available to producers in those counties covered by pilot PRF programs.

Section 196(h)(3) of the 1996 Act provides that producers who are eligible to receive benefits under NAP, and are also eligible to receive assistance for the same loss under any other program administered by the Secretary, are **required** to elect whether to receive benefits under NAP or under the other program, but **not** both. Payments for the same loss, under the statute, would be payments for which there is any duplicate coverage whatsoever, such that it would cover all or part of the same period on all or part of the same acres.

**Note:** A producer under the PRF programs is **not required** to insure all acres; however, all acres are covered under NAP.

**806 NAP Coverage and RMA PRF Pilot Insurance Program Coverage (Continued)****\*--B RMA RI-PRF Pilot Program Perennial Forage Insurance Plan**

Beginning in 2016, the RI-PRF policy replaced VI-PRF policy and is available in the 48 contiguous States.

RMA RI-PRF Pilot Program Perennial Forage Insurance Plan is exempt from the multiple benefit exclusion.

**C RMA VI-PRF and RI-PRF Pilot Program Annual Forage Insurance Plan**

RMA's pilot annual forage policy uses rainfall index to provide coverage for annually planted forage crops at the buy-up levels. NAP coverage is available for annually planted crops for livestock feed intended for grazing because RMA is **not** offering CAT level coverage for annually planted crops for livestock feed intended specifically for grazing under the Pilot Annual Forage Insurance Plan.

See Exhibit 58 to identify applicable approved States and years for RMA's Pilot Annual Forage policy.

The multiple benefit exclusion provisions of paragraph 150 apply to RI-PRF Pilot Program Annual Forage Insurance Plan.--\*

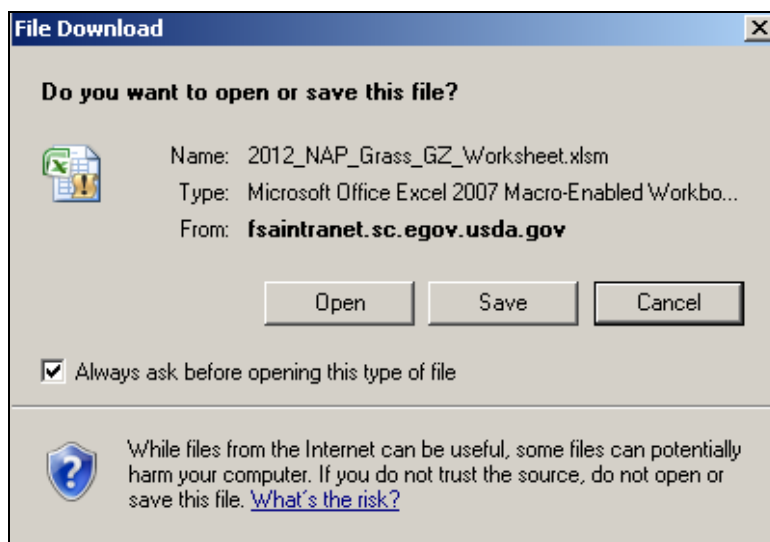


## 807 NAP Grass for Grazing Worksheet

**A Accessing and Saving NAP Grass for Grazing Worksheet Template**

Access and save the NAP Grass for Grazing Worksheet according to the following. The worksheet will be saved and completed for each unit, for each producer, by the County Office, according to the instructions in subparagraph B.

Step	Action
1	Go to the DAFP Home Page at <a href="http://fsaintranet.sc.egov.usda.gov/dafp/">http://fsaintranet.sc.egov.usda.gov/dafp/</a> .
2	CLICK “ <b>2015 NAP Grass for Grazing Worksheet</b> ” and the following “File Download” dialog box will be displayed for the applicable crop year. CLICK “Open”.



## 807 NAP Grass for Grazing Worksheet (Continued)


## A Accessing and Saving NAP Grass Grazing Worksheet Template (Continued)

Step	Action
3	<p data-bbox="399 327 1476 396">At the top of the screen, between the toolbar and the window, the following security warning will be displayed; CLICK “<b>Options...</b>”.</p> <div data-bbox="399 432 1206 522" data-label="Image"> <p>A small security warning dialog box with a yellow shield icon. The text reads 'Security Warning' followed by 'Macros have been disabled.' and an 'Options...' button.</p> </div> <p data-bbox="399 562 1403 632">The following Microsoft Office Security Options dialog box will be displayed; CLICK “<b>Enable this content</b>” radio button and CLICK “<b>OK</b>”.</p> <div data-bbox="399 667 1357 1512" data-label="Image"> <p>A screenshot of the 'Microsoft Office Security Options' dialog box. The title bar says 'Microsoft Office Security Options'. The main heading is 'Security Alert - Macro'. Below it, a message states: 'Macro: Macros have been disabled. Macros might contain viruses or other security hazards. Do not enable this content unless you trust the source of this file.' A warning follows: 'Warning: It is not possible to determine that this content came from a trustworthy source. You should leave this content disabled unless the content provides critical functionality and you trust its source.' There is a link for 'More information'. The 'File Path' is listed as 'http://fsaintranet.sc.egov.usda.gov/...12_NAP_Grass_GZ_Worksheet.xlsx'. Two radio buttons are present: 'Help protect me from unknown content (recommended)' and 'Enable this content', with the latter being selected. At the bottom, there is a link 'Open the Trust Center' and 'OK' and 'Cancel' buttons.</p> </div> <p data-bbox="399 1549 1403 1619"><b>Note:</b> This step needs to be performed <b>every time</b> the NAP Grass for Grazing Worksheet is opened.</p> <p data-bbox="399 1659 1476 1764"><b>Warning:</b> Do <b>not</b> attempt to permanently enable Macros because this will make the NAP Grass for Grazing Worksheet unusable and could potentially create a security breach.</p>



## 807 NAP Grass for Grazing Worksheet (Continued)






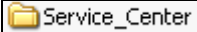

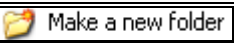

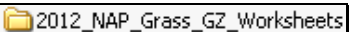
## A Accessing and Saving NAP Grass Grazing Worksheet Template (Continued)

Step	Action
4	<p>Save the document as follows:</p> <ul style="list-style-type: none"> <li>• CLICK “ <p><b>Note:</b> The NAP Grass for Grazing Worksheet is for FSA internal use <b>only</b> and will <b>not</b> be distributed.</p> </li></ul>

## 807 NAP Grass for Grazing Worksheet (Continued)

**B Creating a New Folder in Which to Save All NAP Grass for Grazing Worksheets for the Applicable Crop Year**

Before completing and saving a NAP Grass for Grazing Worksheet for a producer, a new folder must be created on the shared (S:) drive, for each applicable crop year, as follows.


Step	Action
1	Do either of the following: <ul style="list-style-type: none"> <li>on the desktop, DOUBLE-CLICK “My Computer” </li> <li>at the bottom left corner of user’s screen, RIGHT-CLICK “Start”  and CLICK “Explore”.</li> </ul>
2	DOUBLE-CLICK “(S:)” drive. <div data-bbox="397 804 911 982" style="border: 1px solid black; padding: 5px; margin-top: 10px;"> <p><b>Network Drives</b></p> <p> Loretta.Baxa on 'Dcwashing2s615\Fhome\$' (H:)</p> <p> Fshared\$ on 'Dcwashing2s616' (S:)</p> <p> Shareu\$ on 'Dcwashing2s617' (U:)</p> </div>
3	DOUBLE-CLICK “Service_Center”  folder.
4	DOUBLE-CLICK “FSA”  folder.
5	CLICK “Make a new Folder”  . If this option is <b>not</b> available, right-click in blank white area within the folder window, CLICK “New”, and then CLICK “New Folder”  .
6	A new folder will be placed in the “S:\Service_Center\FSA” folder, with the default name of “New Folder”. The folder must be renamed; go to step 7.
7	RIGHT-CLICK, “New Folder” and CLICK “Rename”.
8	Rename the folder for crop year: <ul style="list-style-type: none"> <li>2015 as “2015_NAP_Grass_GZ_Worksheets”</li> <li></li> </ul>

**Note:** Creating the new “2015\_NAP\_Grass\_GZ\_Worksheets”, folder **only needs to be done 1 time at each Service Center**. All NAP Grass for Grazing Worksheets can be saved to this location.

**Important:** The naming format of this folder is **extremely important** for the NAP Grass for Grazing Worksheet “Save” function to operate. Ensure that the folder is named, “2015\_NAP\_Grass\_GZ\_Worksheets”, with the underscore **exactly** as displayed here.

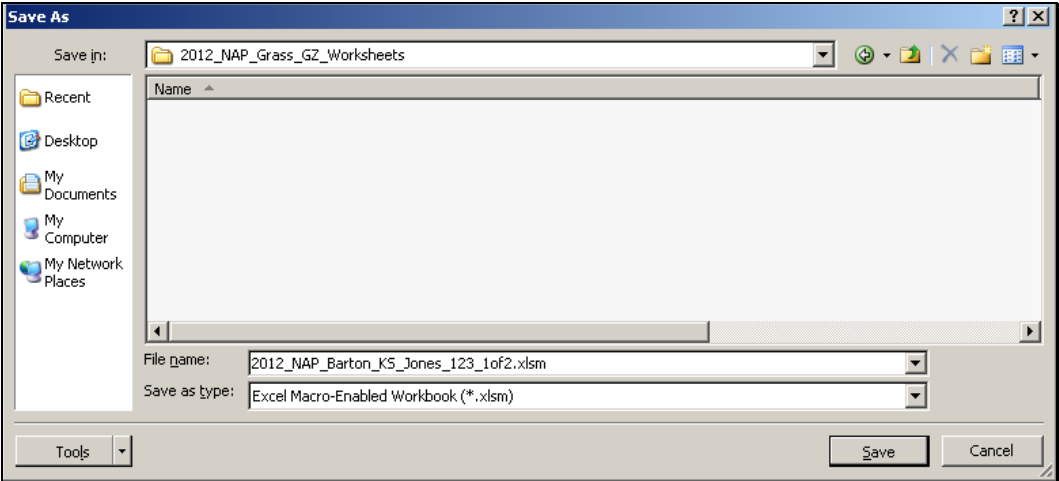
## 807 NAP Grass for Grazing Worksheet (Continued)

## C Saving a Producer's NAP Grass for Grazing Worksheet for the Applicable Crop Year

Step	Action
1	CLICK  , scroll down and CLICK "Save As". CLICK "Excel Macro Enabled Workbook".
2	<p>Navigate to "S:\Service Center\FSA\2015_NAP_Grass_GZ_Worksheets.xlm".</p> <p><b>Note:</b> State Offices may create a subfolder if preferred, but the subfolder <b>must</b> be located within S:\Service Center\FSA\.</p> <p>In the "File name:" block, enter the file name as, "NAP_ 2015_{County name}_{State abbr}_{Producer name}_{Unit number}_{#of#}".</p> <p><b>Notes:</b> "{County name}" is the name of the county where the unit of grazing land is physically located.</p> <p>"{State abbr}" is the 2-alpha State abbreviation, such as "MD" for Maryland, where the grazing land is physically located for the unit.</p> <p>"{Producer name}" is the name of the producer for which the worksheet is being completed.</p> <p>"{Unit number}" is the unit number for which the worksheet is being completed.</p> <p>"{#of#}" is the worksheet number out of the total number of worksheets completed for a specific producer and unit within a State and county.</p> <p>Multiple worksheets may need to be completed if any of the following situations occur:</p> <ul style="list-style-type: none"> <li>the producer has interest in more than 4 Federal grazing permits and/or 4 State land leases, or a combination of 4 Federal grazing permits and State land leases</li> <li>4 or more carrying capacities exist under the unit</li> <li>4 or more farms, tracts, or tracts with 4 different carrying capacities or any combination of the 3 exist.</li> </ul>

## 807 NAP Grass for Grazing Worksheet (Continued)

**C Saving a Producer's NAP Grass for Grazing Worksheet for the Applicable Crop Year (Continued)**

Step	Action
2 (Cntd)	<p><b>Examples:</b> The following naming conventions are examples:</p> <ul style="list-style-type: none"> <li>• 2015_NAP_Barton_KS_Jones_1_1of2</li> <li>• 2015_NAP_Barton_KS_Jones_2_2of2</li> <li>• 2015_NAP_Farmville_AZ_Smith_1_1of3</li> <li>• 2015_NAP_Farmville_AZ_Smith_2_2of3</li> <li>• 2015_NAP_Farmville_AZ_Smith_3_3of3.</li> </ul> <p>From the “Save as type:” drop-down list, select <b>“Excel Macro-Enabled Workbook (*.xlm)”</b>.</p> <p>CLICK <b>“Save”</b>.</p> 
3	Begin entering producer data according to subparagraph D.

## 807 NAP Grass for Grazing Worksheet (Continued)

**D Completing NAP Grass for Grazing Worksheet**

Subparagraph 804 H requires adjustments to expected AUD's when stocking rates and/or grazing days under lease arrangements, rental agreements, or permits with grazing arrangements are **not** consistent with STC-established carrying capacities. Because of the variation in private land, State land lease carrying capacities, plus AU's listed on Federal land grazing permits, most native grass for grazing NAP applications will need to be adjusted. To simplify this requirement, an Excel "NAP Grass for Grazing Worksheet" has been developed to calculate the acres to enter in the NAP Application for Payment software with a carrying capacity of "1" acre per AU.

**It is very important that farms and ranches be constituted properly.** The worksheet is divided into the "Federal Grazing Permits Section", "State Land Lease Section", and "Privately Owned/Leased Land Section".

Item	Instructions
<b>Part A -Top Portion of Worksheet</b>	
1	Enter crop year. This is a <b>required</b> entry. The crop year can be changed to ensure that the payment is calculated using the correct AUD value.
2	Enter producer's name. This is a <b>required</b> entry.
3	Enter unit number. This is a <b>required</b> entry.

## 807 NAP Grass for Grazing Worksheet (Continued)

**D Completing NAP Grass for Grazing Worksheet (Continued)**

Item	Instructions
	<p data-bbox="613 321 1182 363" style="text-align: center;"><b>Part B – Federal Grazing Permits Section</b></p> <p data-bbox="313 394 1471 583">A permit or lease on Federal lands that includes FS land, Tribal land, BIA land, and BLM land, provides the approved AU's or AUM's that a producer may graze. NAP pays on certified acreage; therefore, adjustments have to be made to allow the NAP Application for Payment software to calculate the payment correctly. Because Federal lands base grazing lands on AU's or AUM's, the worksheet will be used to convert AU's or AUM's to acres.</p> <p data-bbox="313 615 1479 1129">Each worksheet will accommodate up to 4 Federal grazing permits. If a livestock operation has more than 4 Federal grazing permits, additional worksheets will be used to extend the number of Federal grazing permits to allow for additional acreage calculations in excess of 4. The acreages from each worksheet in item 32, will be totaled and entered in the NAP Application for Payment software according to forthcoming 3-NAP, on the Grazing and Loss Calculations Screen in the "Planted Acres" field using a carrying capacity of "1" acre per AU. All necessary information needed to compute the acres to be entered in the NAP Application for Payment software can be found on the producer's Federal grazing permit. Since BLM or the FS regulation does <b>not</b> allow subleasing of a Federal grazing permit, each permit must be under the name of the individual or entity making application for payment. The County Office will need to ensure that the beginning and ending grazing period dates include all or part of the grazing year covered by the producer's application for payment. The following information <b>must</b> be entered for each Federal grazing permit in the worksheet to compute the acres to enter in the NAP Application for Payment software.</p> <p data-bbox="313 1161 1463 1234"><b>Note:</b> See paragraph 808 for examples and explanations of the calculations performed by the worksheet for Part B, Federal Grazing Permit Section.</p>

## 807 NAP Grass for Grazing Worksheet (Continued)

**D Completing NAP Grass for Grazing Worksheet (Continued)**

Item	Instructions
4	Enter number of livestock, by kind, from the Federal grazing permit in the appropriate block provided. Livestock kind will indicate whether the livestock covered by the Federal grazing permit are cows (cattle), bulls, horses, sheep, goats, or yearlings. Each kind of livestock represents a different <b>AU number</b> and must be entered correctly to compute the proper payment. If a kind of livestock is <b>not</b> represented on the permit, an entry is <b>not</b> required in that block. Leave the block blank.
5	<p>Enter COC-established percent of grazed forage loss for the county in which the land is physically located according to subparagraph 195 I. This is a required entry. The percent of loss established by COC will be entered in the NAP Application for Payment software, on the Grazing “AUD” Loss Calculations Screen, under “COC Loss Factor” according to forthcoming 3-NAP.</p> <p><b>Note:</b> If multiple loss percentages are established that are applicable to the unit, then a separate worksheet for each loss percentage must be completed. The total sum of all Federal permit acreage in item 32 from each worksheet for which a different loss percentage is applicable to the unit will be entered in the NAP Application for Payment software according to forthcoming 3-NAP on the Grazing AUD Loss Calculations Screen in the “planted acres” field.</p> <p><b>Example:</b> Jim Jones’ Unit 1 is physically located in Chaves County, New Mexico, and Eddy County, New Mexico. A separate percentage of loss, based on independent assessment, has been established by each of the respective COC’s. A separate worksheet will be completed for <b>each</b> percentage of loss, 1 worksheet for the land physically located in Chaves County, and 1 worksheet for the land physically located in Eddy County.</p>
6	Enter %PL. This is a <b>required</b> entry and can be found on the producer’s bill or Grazing Schedule and Fees Statement.

## 807 NAP Grass for Grazing Worksheet (Continued)

**D Completing NAP Grass for Grazing Worksheet (Continued)**

Item	Instructions
7	<p>Enter producer's share. This is a <b>required</b> entry.</p> <p><b>Note:</b> The producer's share will be displayed in the NAP Application for Payment software, on the Grazing Loss Acreage Screen according to forthcoming 3-NAP, when the grazing crop is selected on the Crop Selection Screen.</p>
8	<p>Enter "<b>Non-Use</b>" from the permit, if applicable. "<b>Non-Use</b>" from the permit:</p> <ul style="list-style-type: none"> <li>• will be entered as AUM's</li> <li>• can be found on page 2 on the producer's last quarter billing statement from the Federal Agency</li> <li>• is applicable when the Federal Agency reduces the grazing days under the Federal grazing permit or lease because of drought and the producer does <b>not</b> have to pay the Federal Agency because of a temporary non-use of the permit.</li> </ul> <p><b>Example:</b> Producer has FS grazing permit that allows the producer to graze 212 cows from April 1, 2015, to July 1, 2015, at a rate of \$1.35 per AUM. The final bill shows 149 AUM's of non-use at a rate of \$1.35 per AUM. 149 AUM's of non-use will be entered in item 8.</p>
9	<p>Enter Federal Grazing Rate per AUM from the Federal grazing permit or lease. This is a <b>required</b> entry.</p> <p><b>Example:</b> The producer has FS grazing permit that allows the producer to graze 212 cows from 4/1/2015 to 7/1/2015, at a rate of \$1.35 per AUM. The final bill shows 149 AUM's of non-use at a rate of \$1.35 per AUM. \$1.35 per AUM will be entered in item 9.</p>



## 807 NAP Grass for Grazing Worksheet (Continued)

**D Completing NAP Grass for Grazing Worksheet (Continued)**

Item	Instructions																
10	<p>Enter beginning and ending grazing dates for each livestock kind entered on the Federal grazing permit or lease. If more than 1 grazing period is shown on a Federal grazing permit or lease, use a separate Federal grazing permit in the worksheet to enter the different grazing periods.</p> <p><b>Example:</b> Jim's grazing permit allows Jim to graze 100 cows as follows:</p> <table data-bbox="537 583 927 688"> <tr> <td><b>From:</b></td><td><b>To:</b></td></tr> <tr> <td>January 1</td><td>March 31</td></tr> <tr> <td>July 1</td><td>October 31</td></tr> </table> <p>In this situation, user would have 2 separate entries (2 separate columns) on the worksheet, as follows, for the applicable item numbers:</p> <p>Federal Permit 1 (Column 1) Federal Permit 2 (Column 2)</p> <table data-bbox="537 911 1333 1087"> <tr> <td>4. Cows 100</td><td>4. Cows 100</td></tr> <tr> <td><b>Grazing Days</b></td><td><b>Grazing Days</b></td></tr> <tr> <td><b>From:</b></td><td><b>To:</b></td></tr> <tr> <td>10. January 1</td><td>March 31</td></tr> <tr> <td>10. July 1</td><td>October 31</td></tr> </table>	<b>From:</b>	<b>To:</b>	January 1	March 31	July 1	October 31	4. Cows 100	4. Cows 100	<b>Grazing Days</b>	<b>Grazing Days</b>	<b>From:</b>	<b>To:</b>	10. January 1	March 31	10. July 1	October 31
<b>From:</b>	<b>To:</b>																
January 1	March 31																
July 1	October 31																
4. Cows 100	4. Cows 100																
<b>Grazing Days</b>	<b>Grazing Days</b>																
<b>From:</b>	<b>To:</b>																
10. January 1	March 31																
10. July 1	October 31																
11	<p>Enter NCT approved grazing days for the specific forage type being grazed under the permit in the county. This is a <b>required</b> entry.</p> <p><b>Example:</b> Producer has a BLM permit that allows 200 cows to graze native grass from April 1, 2015, to July 1, 2015. NCT approved grazing days for native grass in the county is 305 days. Enter 305 days in item 11.</p>																
12	<p>The acreage for each Federal permit is automatically calculated by the worksheet and entered in item 12. The worksheet will also enter the total Federal permit acreage in item 32. The total calculated Federal permit acreage from item 32 for all worksheets for the unit will be entered in the NAP software according to forthcoming 3-NAP on the Grazing AUD Loss Calculations Screen, in the "Carrying Capacity" section, under "Planted Acres". The total Federal permit acreage from each separate worksheet will be entered under "Federal acres with the name of the lessor" associated to the appropriate planting period COC loss factor, with a carrying capacity of "1" acre per AU.</p>																

## 807 NAP Grass for Grazing Worksheet (Continued)

**D Completing NAP Grass for Grazing Worksheet (Continued)**

Item	Instructions
	<p style="text-align: center;"><b>Part C – State Land Lease Section</b></p> <p>The State Land Lease Section is used for computing acres to be entered for State leased land that provides for the number of AU's or AUM's that can be grazed. Carrying capacity is expressed in animals allowed per section. The information required to compute acres for entering in the automated system is "acreage" and "carrying capacity". Each worksheet will accommodate up to 4 State land leases. If a livestock operation has more than 4 State land leases, additional worksheets will be used to extend the number of State land leases to allow for additional acreage calculations for the State land leases in excess of 4. The acreage from each worksheet will be totaled and entered using a carrying capacity of "1" acre per AU in the NAP Application for Payment software to compute the livestock operation's payment. All entries listed below are <b>required</b> entries.</p> <p><b>Important:</b> The NAP Grass for Grazing Worksheet will <b>not</b> be used for computing acres to be entered for State land leased on a cash lease basis. Payments for State land leased on a cash lease basis will be calculated using CCC-576C.</p> <p style="padding-left: 40px;">State land leased on AUM or AU basis in which the term of the lease is less than 1 year will load the data in worksheet Part B, for computing acres.</p> <p><b>Note:</b> See paragraph 808 for examples and explanations of the calculations performed by the worksheet Part C, State Land Lease Section.</p>
13	Enter State land lease number. This is a <b>required</b> entry.
14	*--Enter the lesser of acreage from the State land lease, or the State land leased acreage reported on FSA-578 for the producer. This is a <b>required</b> entry.--*
15	Enter carrying capacity (Acres/Section) associated with the acreage from State land lease, Exhibit A. This is a <b>required</b> entry.
16	<p>Adjusted acres based on carrying capacity per section will be displayed. The automated worksheet performs the adjusted acres calculation as follows:</p> <p style="padding-left: 40px;">Item 14 ÷ (640 acres ÷ Item 15) = Adjusted Acres.</p> <p><b>Example:</b> State land lease number 20 contains 340 acres with a carrying capacity per section of 10 AU's.</p> <p style="padding-left: 40px;">340 acres ÷ (640 acres ÷ 10 AU's) = 5.3125 adjusted acres displayed in item 15.</p>

## 807 NAP Grass for Grazing Worksheet (Continued)

**D Completing NAP Grass for Grazing Worksheet (Continued)**

Item	Instructions
17	<p>Enter producer's share from the State land lease. This is a <b>required</b> entry.</p> <p><b>Note:</b> Producer's share will be displayed in the NAP Application for Payment software, on the Grazing Loss Acreage Screen according to forthcoming 3-NAP when the grazing crop is selected on the Crop Selection Screen.</p>
18	<p>Enter percent of loss established by COC for the county where the State land is physically located according to subparagraph 804 I. This is a <b>required</b> entry. The percent of loss established by COC will be entered in the NAP Application for Payment software, on the Grazing "AUD" Loss Calculations Screen, under "COC Loss Factor", according to forthcoming 3-NAP.</p> <p><b>Note:</b> If more than 1 percentage of loss is applicable to the unit, then a separate worksheet for <b>each</b> percentage of loss will be completed.</p> <p><b>Example:</b> Jim Jones' Unit 1 is physically located in Chaves County, New Mexico, and Eddy County, New Mexico. A separate percentage of loss, based on independent assessment, has been established by each of the respective COC's. A separate worksheet will be completed for each percentage of loss, 1 worksheet for the land physically located in Chaves County, and 1 worksheet for the land physically located in Eddy County.</p>
19	<p>The acreage for each State land lease is automatically calculated by the worksheet and displayed in item 19. The worksheet will also enter the total State land lease acreage in item 32. The total calculated State land lease acreage from item 32 will be entered in the NAP Application for Payment software, on the Grazing "AUD" Loss Calculations Screen, in the "Carrying Capacity" section, under "Planted Acres", "State acres with the name of the lessor", using a carrying capacity of "1" acre per AU according to forthcoming 3-NAP.</p>

## 807 NAP Grass for Grazing Worksheet (Continued)

**D Completing NAP Grass for Grazing Worksheet (Continued)**

Item	Instructions
	<p data-bbox="574 321 1222 359" style="text-align: center;"><b>Part D – Privately Owned/Leased Land Section</b></p> <p data-bbox="310 396 1481 646">The Privately Owned/Leased Land Section is used for computing acres to be entered for privately owned/leased land for producers with public lands scattered throughout their private land holdings. This section allows land to be entered by farm number/tract number, producer share, and certified acreage. Acreage can be split to attribute the acreage to the applicable carrying capacity, and start and ending grazing dates, and allows for different grazing days for each State/county. Producer share and approved grazing loss percentage is also included in this section.</p> <p data-bbox="310 688 1481 1052">STC's have established carrying capacities for privately owned and leased land. Producer's acreage for each specific carrying capacity <b>must</b> be entered in the following section to compute the acres to enter in the NAP Application for Payment web-based software. This section of the worksheet is broken into 4 subsections that can be used to enter data from 4 farms, 4 tracts, or used to enter only 1 tract with several different carrying capacities. The worksheet will accommodate entering data for 4 farms, 4 tracts, or 1 tract with 4 different carrying capacities, or any combination of the 3. The acreage from each worksheet will be totaled and entered in the NAP Application for Payment software using carrying capacity of each "1" acre per AU to compute the livestock operation's payment. <b>All</b> of the following entries are <b>required</b>.</p> <p data-bbox="310 1094 1481 1163"><b>Important:</b> A separate worksheet will be completed if multiple loss percentages in item 24 or multiple NCT grazing days in item 29 are applicable to the unit.</p> <p data-bbox="310 1205 1481 1270"><b>Note:</b> See paragraph 808 for examples and explanations of the calculations performed by the worksheet for Part D, Privately Owned/Leased Land Section.</p>

## 807 NAP Grass for Grazing Worksheet (Continued)

**D Completing NAP Grass for Grazing Worksheet (Continued)**

Item	Instructions
20	Enter farm and/or tract number, whichever is applicable. This is a <b>required</b> entry.
21	<p>Enter producer's ownership share or share from the lease in the private land. This is a <b>required</b> entry.</p> <p><b>Note:</b> Producer's share will be displayed in the NAP Application for Payment software, on the Grazing Loss Acreage Screen according to forthcoming 3-NAP when the grazing crop is selected on the Crop Selection Screen.</p>
22	<p>Enter certified acreage from CARS for privately owned/leased land only. This is a <b>required</b> entry.</p> <p><b>Note:</b> The acreage entered should <b>not</b> include Federal or State land.</p>
23	Enter acreage from the tract to be associated to each carrying capacity to be entered in item 25. This is a <b>required</b> entry.
24	<p>Enter percent of loss established by COC for the county where the private land is physically located. This is a <b>required</b> entry. The percent of loss established by COC will be entered in the NAP Application for Payment software, on the Grazing "AUD" Loss Calculations Screen, under "COC Loss Factor", according to forthcoming 3-NAP.</p> <p><b>Note:</b> If more than 1 percentage of loss is applicable to the unit, then a separate worksheet for <b>each</b> percentage of loss will be completed.</p> <p><b>Example:</b> Jim Jones' Unit 1 is physically located in Chaves County, New Mexico, and Eddy County, New Mexico. A separate percentage of loss, based on independent assessment, has been established by each of the respective COC's. A separate worksheet will be completed for <b>each</b> percentage of loss, 1 worksheet for the land physically located in Chaves County, and 1 worksheet for the land physically located in Eddy County.</p>
25	Enter carrying capacity associated with the acreage entered in item 23. This is a <b>required</b> entry.

## 807 NAP Grass for Grazing Worksheet (Continued)

**D Completing NAP Grass for Grazing Worksheet (Continued)**

Item	Instructions
26	<p>Enter date grazing begins. This is a <b>required</b> entry.</p> <p>The coverage period for biennial and perennial forage crops for grazing begins the later of:</p> <ul style="list-style-type: none"> <li>• 30 calendar days after the application closing date</li> <li>• date following the normal harvest date of the previous crop year</li> <li>• beginning date of the lease.</li> </ul> <p>The coverage period for warm and cool season forage crops intended for grazing begins the later of:</p> <ul style="list-style-type: none"> <li>• 30 calendar days after the application closing date</li> <li>• beginning date of the designated grazing period</li> <li>• beginning date of the lease.</li> </ul>
27	<p>Enter date grazing ends. This is a <b>required</b> entry.</p> <p>The coverage period for biennial and perennial forage crops intended for grazing ends the earlier of:</p> <ul style="list-style-type: none"> <li>• normal harvest date</li> <li>• date the lease ends.</li> </ul> <p>The coverage period for warm and cool season forage crops intended for grazing ends the earlier of:</p> <ul style="list-style-type: none"> <li>• end of the designated grazing period</li> <li>• date the lease ends.</li> </ul>

## 807 NAP Grass for Grazing Worksheet (Continued)

**D Completing NAP Grass for Grazing Worksheet (Continued)**

Item	Instructions
28	Grazing days will be displayed in item 28. The worksheet calculates the grazing days based on the start and ending grazing days entered in items 26 and 27.
29	<p>Enter NCT approved grazing days for the specific forage type being grazed in the county. This is a required entry.</p> <p><b>Note:</b> A separate worksheet will be completed if multiple NCT grazing days are applicable to the unit.</p> <p><b>Example:</b> Producer has public lands scattered throughout her private land holdings of 1,000.0 acres of native pasture. 500.0 acres of the producer's native pasture is physically located in Chaves County with a CC of 64 acres per AU and 305 grazing days. The other 500.0 acres of native pasture is physically located in Eddy County with a CC of 80 acres per AU and 365 grazing days. A separate worksheet will be completed for NCT grazing day for the unit, 1 worksheet for the land physically located in Chaves County and 1 worksheet for the land physically located in Eddy County.</p>
30	Calculated AUD's will be displayed in item 30. The worksheet calculates AUD's.
31	Acreage for each privately owned/leased land is automatically calculated by the worksheet and displayed in item 31. The worksheet will enter the total privately owned/leased land acreage in item 32. The total calculated privately owned/leased acreage from item 32 will be entered in the NAP Application for Payment software, on the Grazing AUD Loss Calculations Screen, in the "Carrying Capacity" section, under "Planted Acres" and "private/leased acres", with the name of the lessor using a carrying capacity of "1" acre per AU according to forthcoming 3-NAP.
32	Total Federal permit, State land lease, and privately owned/leased acreage from items 12, 19, and 31, respectively, will automatically be totaled and entered in item 32. This total will also be entered in the NAP Application for Payment software, on the Grazing "AUD" Loss Calculations Screen, in the "Carrying Capacity" section, under "planted acres", according to forthcoming 3-NAP.

## 807 NAP Grass for Grazing Worksheet (Continued)

**D Completing NAP Grass for Grazing Worksheet (Continued)**

Item	Instructions
33	Worksheet calculates the NAP payment amount based on the acres in item 31 using a carrying capacity “1” acre per AU.
34	<p>Preparer of the NAP Grass for Grazing Worksheet will initial and date that the entries on the NAP Grass for Grazing Worksheet are correct and that the following have been entered correctly in the NAP Application for Payment software:</p> <ul style="list-style-type: none"> <li>• applicable acreages in items 12, 19, 31, and 32</li> <li>• percent of loss established by COC for the county where the Federal land, State land, and/or private land are physically located.</li> </ul>
35	<p>Second party review will be conducted. Second party conducting review will initial and date <b>after</b> review is complete indicating that the entries on the NAP Grass for Grazing Worksheet are correct and that the following have been entered correctly by the preparer in the NAP Application for Payment software:</p> <ul style="list-style-type: none"> <li>• applicable acreages in items 12, 19, 31, and 32</li> <li>• percent of loss established by COC for the county where the Federal land, State land, and/or private land are physically located.</li> </ul>



## E Example of NAP Grass for Grazing Worksheet

NAP Grass for Grazing Worksheet																			
1. Crop Year:			2. Producer:			3. Unit Number:			32. Total Acres to Enter in NAP Software Using CC 1			33. Payment							
									0.00			50							
<b>B. Federal Grazing Permit Section</b>																			
Federal Permit # 1					Federal Permit # 2					Federal Permit # 3					Federal Permit # 4				
4. Cows					4. Cows					4. Cows					4. Cows				
4. Bulls					4. Bulls					4. Bulls					4. Bulls				
4. Horses					4. Horses					4. Horses					4. Horses				
4. Sheep					4. Sheep					4. Sheep					4. Sheep				
4. Goats					4. Goats					4. Goats					4. Goats				
4. Yearlings					4. Yearlings					4. Yearlings					4. Yearlings				
5. % Loss					5. % Loss					5. % Loss					5. % Loss				
6. % PL					6. % PL					6. % PL					6. % PL				
7. Share					7. Share					7. Share					7. Share				
8. Non-use					8. Non-use					8. Non-use					8. Non-use				
9. Fed Oz Rate					9. Fed Oz Rate					9. Fed Oz Rate					9. Fed Oz Rate				
From      To					From      To					From      To					From      To				
10. Cows					10. Cows					10. Cows					10. Cows				
10. Bulls					10. Bulls					10. Bulls					10. Bulls				
10. Horses					10. Horses					10. Horses					10. Horses				
10. Sheep					10. Sheep					10. Sheep					10. Sheep				
10. Goats					10. Goats					10. Goats					10. Goats				
10. Yearlings					10. Yearlings					10. Yearlings					10. Yearlings				
11. NCT Grazing Days					11. NCT Grazing Days					11. NCT Grazing Days					11. NCT Grazing Days				
12. Acres to Enter: 0.00					12. Acres to Enter: 0.00					12. Acres to Enter: 0.00					12. Acres to Enter: 0.00				
<b>C. State Land Lease Section</b>																			
State Land Lease Carrying Capacity																			
Actual Carrying Capacity for State Land			Actual Carrying Capacity for State Land			Actual Carrying Capacity for State Land			Actual Carrying Capacity for State Land			Actual Carrying Capacity for State Land							
13. Lease No.			13. Lease No.			13. Lease No.			13. Lease No.			13. Lease No.							
14. Acres			15. AU/Sec.			16. Adjusted Acres			14. Acres			15. AU/Sec.							
16. Adjusted Acres			14. Acres			15. AU/Sec.			16. Adjusted Acres			14. Acres							
15. AU/Sec.			16. Adjusted Acres			14. Acres			15. AU/Sec.			16. Adjusted Acres							
16. Adjusted Acres			14. Acres			15. AU/Sec.			16. Adjusted Acres			14. Acres							
15. AU/Sec.			16. Adjusted Acres			14. Acres			15. AU/Sec.			16. Adjusted Acres							
16. Adjusted Acres			14. Acres			15. AU/Sec.			16. Adjusted Acres			14. Acres							
15. AU/Sec.			16. Adjusted Acres			14. Acres			15. AU/Sec.			16. Adjusted Acres							
16. Adjusted Acres			14. Acres			15. AU/Sec.			16. Adjusted Acres			14. Acres							
15. AU/Sec.			16. Adjusted Acres			14. Acres			15. AU/Sec.			16. Adjusted Acres							
16. Adjusted Acres			14. Acres			15. AU/Sec.			16. Adjusted Acres			14. Acres							
15. AU/Sec.			16. Adjusted Acres			14. Acres			15. AU/Sec.			16. Adjusted Acres							
16. Adjusted Acres			14. Acres			15. AU/Sec.			16. Adjusted Acres										

## 808 Examples and Explanations of NAP Grass for Grazing Worksheet Calculations

### A Overview

This paragraph provides examples and explains the calculations performed in each section of the NAP Grass for Grazing Worksheet.

### B Section A

Section A allows users to enter the producer's name, crop year, and unit number. The crop year can be changed to allow selecting the appropriate year's AUD payment rate.

"Total Acres" from Sections B, C, and D are combined and displayed in item 32 for entry into the NAP automated software using a carrying capacity of "1" acre per AU. The item 32 entry will be entered in the automated software according to forthcoming 3-NAP under the "Planted Acres" field with a carrying capacity of "1" acre per AU.

The calculated payment is displayed in item 33, as follows.

<b>1. Crop Year:</b>	2015	<b>3. Unit Number</b>	<b>32. Total Acres to Enter in NAP Software Using CC 1</b>	<b>33. Payment</b>
<b>2. Producer:</b>	John Doe	1	63.95	\$3,790

### C Section B, Federal Grazing Permit Section

Federal grazing permits or leases include FS, Tribal, BIA, and BLM lands which provide the number of AU's or AUM's the producer may graze. NAP pays for grazed forage losses on certified acreage; therefore, an adjustment must be made to allow for the NAP software to calculate the payment correctly. The calculations in the following examples show how the NAP Grass for Grazing Worksheet converts AU's or AUM's to acres to enter into the NAP automated software using a carrying capacity of "1" acre per AU.

**Example 1:** Producer has FS permit that allows 212 cattle to graze from April 1, 2015, to July 1, 2015. There is **not** a deduction for non-use and %PL is 100 percent. The grazing period for native grass in the county is 305 days. The county grazing percent of loss approved by COC is 75 percent.

$212 \text{ cattle} \times 92 \text{ grazing days} = 19,504 \text{ AUD's} \div 305 \text{ (NCT approved grazing days)} = 63.95 \text{ acres.}$

**Note:** 63.95 acres will be automatically calculated and entered in items 12 and 32. The acres in item 32 **must be entered in the NAP software according to** forthcoming 3-NAP on the Grazing AUD Loss Calculations Screen in the "Planted Acres" field and in the "Federal" acres field with the name of the lessor using a carrying capacity of "1" acre per AU, for example BLM, FS, etc.

## 808 Examples and Explanations of NAP Grass for Grazing Worksheet Calculations (Continued)

### C Section B, Federal Grazing Permit Section (Continued)

**Non-Use:** Federal Agencies may reduce the dollar amount a producer pays for non-use of the permit or reduced AUM's on the permit because of drought, etc. When non-use AUM's are entered in item 8 and the Federal Grazing Rate per AUM is entered in item 9, the Grass for Grazing Worksheet, Non-Use Section (Part B, Item 8) calculates the amount the producer did **not** pay the Federal Agency and converts it into AUD's.

The non-use payment reduction is converted into AUD's by the NAP Grass for Grazing Worksheet as follows:

Number of AUM's of non-use (Federal Agency last quarter billing statement to producer) x Federal grazing rate per AUM (as provided in the permit) divided by .55 (established NAP payment level, forthcoming 3-NAP) divided by \$1.413 (2015 AUD price equals AUD's of non-use reduction. See forthcoming 3-NAP for the applicable crop year rate.

**Example 2:** Producer has FS permit that allows him to graze 212 cows from April 1, 2015, to July 1, 2015. COC-established percent of grazed forage loss for the county is 75 percent. The grazing period for native grass in the county is 305 days. The producer's final bill shows 149 AUM's of non-use. The Federal grazing rate is \$1.35 per AUM.

149 AUM's non-use x \$1.35 (Federal grazing rate per AUM from FS bill) = \$201.15 (amount the producer was **not** required to pay).

To convert the \$201.15 payment reduction into AUD's:

\$201 (non-use payment reduction in dollars) ÷ .55 (NAP established the payment level, \*\*\* 3-NAP) ÷ \$1.413 (2015 AUD price) = **258.64 AUD's non-use reduction.**

\*--212 cows (AU's) x 92 grazing days = 19,504 AUD's - 259 AUD's of non-use reduction = 19,245 AUD's for NAP payment ÷ 305 (NCT approved grazing days) = 63.10 acres to enter in NAP software using carrying capacity of "1" acre per AU.

**Note:** 63.10 acres will be automatically calculated and entered in items 12--\* and 32. Acres in item 32 **must be entered in the NAP software according to \*\*\* 3-NAP** on the Grazing AUD Loss Calculations Screen in the "Planted Acres" field and in the "Federal" acres field with the name of the lessor using a carrying capacity of "1" acre per AU, for example BLM, FS, etc.

## 808 Examples and Explanations of NAP Grass for Grazing Worksheet Calculations (Continued)

### C Section B, Federal Grazing Permit Section (Continued)

**Percent of Public Land:** In some cases, but **not** all, Federal property will be scattered throughout the producer's private land. When a producer owns or leases property within Federal property, it is called base property (private ranch). Because private land includes Federal property, the producer has to apply to the Federal Agency for using grazing privileges associated with that property. The Federal Agency only controls Federal land, **not** the private or State land associated with the lease or permit. The Federal Agency controls its land by assigning AU's on the Federal Lease/Permit and multiplying that times %PL.

%PL is calculated by the NAP Grass for Grazing Worksheet as follows.

**Example 3:** Producer has BLM lease that contains private land. Producer is allowed to graze 212 cows from April 1, 2015, to July 1, 2015 (92 grazing days). The county's normal grazing period for native pasture is 305 days. %PL on the producer's final bill or Grazing Schedule and Fees Statement is 86 percent. COC established percent of grazed forage loss for county is 75 percent.

$212 \text{ cows} \times 92 \text{ grazing days} = 19,504 \text{ AUD's}$

$19,504 \text{ AUD's} \div 305 \text{ (NCT approved grazing days)} = 63.95 \text{ Acres}$

$63.95 \text{ Acres} \times 86\% \text{ PL (as stated on final bill)} = 54.99 \text{ acres}$  to enter in the NAP software using a carrying capacity of "1" acre per AU.

**Note:** 54.99 acres will be automatically calculated and entered in items 12 and 32. Acres in item 32 **must be entered in the NAP software according to** forthcoming 3-NAP on the Grazing AUD Loss Calculations Screen in the "Planted Acres" field and in the "Federal" acres field with the name of the lessor using a carrying capacity of "1" acre per AU, for example BLM, FS, etc.

**808 Examples and Explanations of NAP Grass for Grazing Worksheet Calculations (Continued)**

**C Section B, Federal Grazing Permit Section (Continued)**

Federal Permit:

- #1 displays entries from Example 1
- #2 displays entries from Example 2
- #3 displays entries from Example 3.

\*--

	Federal Permit #1			Federal Permit #2			Federal Permit #3	
	4. Cows	212		4. Cows	212		4. Cows	212
	4. Bulls			4. Bulls			4. Bulls	
	4. Horses			4. Horses			4. Horses	
	4. Sheep			4. Sheep			4. Sheep	
	4. Goats			4. Goats			4. Goats	
	4. Yearlings			4. Yearlings			4. Yearlings	
	5. % Loss	75%		5. % Loss	75%		5. % Loss	75%
	6. % PL	100%		6. % PL	100%		6. % PL	86%
	7. Share	100%		7. Share	100%		7. Share	100%
	8. Non-use			8. Non-use	149		8. Non-use	
	9. Fed Gz Rate	1.35		9. Fed Gz Rate	1.35		9. Fed Gz Rate	1.35
	Grazing Days			Grazing Days			Grazing Days	
	From	To		From	To		From	To
10. Cows	4/1/2015	7/1/2015		4/1/2015	7/1/2015		4/1/2015	7/1/2015
10. Bulls								
10. Horses								
10. Sheep								
10. Goats								
10. Yearlings								
11. NCT Grazing Days		305			305			305
	12. Acres to Enter:	63.95		12. Acres to Enter:	63.10		12. Acres to Enter:	54.99

--\*

# 808 Examples and Explanations of NAP Grass for Grazing Worksheet Calculations (Continued)

## D Section C, State Land Lease Section

The State land lease carrying capacity is based on 640 acres (1 section) of year round grazing in the NAP Grass for Grazing Worksheet. The example below shows how the NAP Grass for Grazing Worksheet calculates State Land Lease acreage.

### Example.

State Lease #	Acres in Lease	Carrying Capacity Per Section
20	340.0	10 AU's
16	640.0	8 AU's

State Lease #20:  $640 \text{ acres per section} \div 10 \text{ AU's per section} = 64 \text{ acre per AU}$ .  
 $340 \text{ acres in lease} \div 64 \text{ acre per AU} = 5.313 \text{ acres to enter in NAP}$   
 software using a carrying capacity of "1" acre per AU.

State Lease #16:  $640 \text{ acres per section} \div 8 \text{ AU's per section} = 80.0 \text{ acres per AU}$ .  
 $640 \text{ acres in lease} \div 80.0 \text{ acre per AU} = 8.0 \text{ acres to enter in NAP software}$   
 using a carrying capacity of "1" acre per AU.

COC established percent of grazed forage loss for county is 75 percent.

Actual Carrying Capacity for State Land			Actual Carrying Capacity for State Land			Actual Carrying Capacity for State Land		
13. Lease No.	20 & 16		13. Lease No.			13. Lease No.		
14. Acres	15. AU/Sec.	16. Adjusted Acres	14. Acres	15. AU/Sec.	16. Adjusted Acres	14. Acres	15. AU/Sec.	16. Adjusted Acres
340	10	5.3125			0			0
640	8	8			0			0
		0			0			0
		13.3125	0		0	0		0
19. Acres to Enter		13	19. Acres to Enter		0	19. Acres to Enter		0
17. Share		100	17. Share		100	17. Share		1
18. % Loss		75%	18. % Loss		0%	18. % Loss		0%

**Note:** 13.00 acres will be automatically calculated and entered in items 19 and 32. Acres in item 32 **must be entered in the NAP software according to** forthcoming 3-NAP on the Grazing AUD Loss Calculations Screen in the "Planted Acres" field and in the "State" acres field with the name of the lessor using a carrying capacity of "1" acre per AU, for example, State Land Office, etc.

## 808 Examples and Explanations of NAP Grass for Grazing Worksheet Calculations (Continued)

### E Section D, Privately Owned and Leased Land Section

The example in this section shows how the NAP Grass for Grazing Worksheet calculates the acreage to enter in the automated software for a carrying capacity of “1” acre per AU for privately owned and/or leased land for producers with public lands scattered throughout their private land holdings.

**Example:** Producer has public lands scattered throughout her private land holdings. The producer reports 1500.0 acres of native pasture intended for grazing in CARS. The producer’s carrying capacities and grazing days for the native pasture are as follows:

500.0 acres native pasture, 64 acre per AU carrying capacity, 365 grazing days  
 500.0 acres native pasture, 64 acre per AU carrying capacity, 185 grazing days  
 250.0 acres native pasture, 90 acre per AU carrying capacity, 365 grazing days  
 250.0 acres native pasture, 58 acre per AU carrying capacity, 365 grazing days.

The calculations to determine the acres to enter into the automated system as a carrying capacity of “1” acre per AU are as follows:

500.0 acres ÷ 64 acre per AU = 7.8125 acres  
 500.0 acres ÷ 64 acre per AU = 7.8125 acres ÷ 365 NCT grazing days =  
 0.0214 AU’s per day x 185 days = 3.96 acres  
 250.0 acres ÷ 90 acre per AU = 2.778 acres  
 250.0 acres ÷ 58 acre per AU = 4.3103 acres.

# 808 Examples and Explanations of NAP Grass for Grazing Worksheet Calculations (Continued)

## E Section D, Privately Owned and Leased Land Section (Continued)

The following worksheet displays the entries required to obtain the acres to enter in the NAP software for this example of a producer with public lands scattered throughout their private land holdings.

20. Farm Number	21. Producer Share	22. Certified Acreage	23. Acreage per Carrying Capacity	24. % of Loss	25. Carrying Capacity	26. Start Grazing Days	27. End Grazing Days	28. Grazing Days	29. NCT Grazing Days	30. AUD's	31. Acres to Enter
1	100%	1500.0	500.0	75	64	1/1/2015	12/31/2015	366	365	285938	7.83
			500.0		64	3/1/2015	9/1/2015	185		144531	3.96
			250.0		90	1/1/2015	12/31/2015	366		101667	2.79
			250.0		58	1/1/2015	12/31/2015	366		157759	4.32
Total											18.9

**Note:** 18.9 acres will be automatically calculated and entered in items 31 and 32. Acres in item 32 **must entered in the NAP software according to** forthcoming 3-NAP on the Grazing AUD Loss Calculations Screen in the “Planted Acres” field and in the “Private/Leased” acres field with the name of the lessor using a carrying capacity of “1” acre per AU, for example, Juan Valdez.



## 809 Quality Loss for Forage Crops With Buy-Up Coverage

### A Background

Beginning with crop year 2016, DAFP has determined RFV is the number used to measure forage quality. RFV is an index that ranks forage by potential digestible DM intake that is calculated from digestible DM and DM intake.

### B Eligibility

Producers of mechanical harvested hay or forage having buy-up NAP coverage with an approved notice of loss on file may be eligible for an adjustment to harvested production because of a loss of quality if the quality loss is **both** of the following:

- attributable to an eligible cause of loss in the coverage period before harvest
- documented with analysis that includes RFV from an approved laboratory.

\*--DAFP has designated the following forage crops eligible for quality loss:

- alfalfa
- alfalfa mix
- other hay
- small grains
- sorghum forage.

For the 2022 and subsequent crop years, STC **must** determine and document in the minutes which types of forage crops designated eligible by DAFP are eligible forage crops for quality loss in each State. Forage eligibility for quality losses must be determined at least 60 calendar days before the earliest application closing date. STC will ensure that the list of eligible forage types is publicized.--\*

**Note:** Harvested production will be adjusted downward for quality losses occurring from an eligible cause of loss in the coverage period. Resulting harvested production will be used for both unit loss and approved yield purposes. See paragraph 209.

### C Ineligible Causes of Loss

Forage production will **not** be adjusted for quality for any losses occurring:

- outside the coverage period
- after harvest
- during storage
- because of management decisions for anything other than an eligible cause of loss
- without verifiable analysis documentation with RFV from an approved laboratory
- on unharvested acres or production, for example assigned or appraised
- \*--on a crop determined ineligible by STC.--\*

## 809 Quality Loss for Forage Crops With Buy-Up Coverage (Continued)

**C Ineligible Causes of Loss (Continued)**

**Example 1:** Hay stored in the field is damaged by flood and subsequently suffers a loss of quality. The forage is **not** eligible for a quality loss adjustment to harvested production.

Deterioration of the crop after harvest because of storage practices is **not** eligible for a quality loss. In addition, hay in the bale is considered harvested and losses occurring after harvest are outside the coverage period and ineligible.

**Example 2:** Forage left in the windrow too long is sunburned and subsequently suffers a loss of quality. The forage is **not** eligible for a quality loss adjustment to harvested production. Forage **not** properly cured is ineligible for quality loss.

**D Quality Loss Documentation**

Producers **must** provide written verifiable evidence indicating the quality loss and acceptable production evidence for the quantity. The verifiable evidence for quality loss **must** be specific to the affected quantity.

**Note:** All production and RFV **must** be on DM basis.

The loss in quality of forage production impacted by an eligible cause of loss in the coverage period **must** be documented using evidence specific to a cutting and quantity of production. Documentation **must** be dated and contain specific production information related to the quality affected production. COC will review the evidence and determine whether the evidence meets program requirements. It is important to remember that:

- a quality adjustment will **not** be made to harvested production if COC is **not** satisfied the evidence meets program requirements
- if a quality adjustment is made to harvested production, the adjusted production for the unit will be used for both unit loss and approved yield purposes.

**Note:** Production may **not** be adjusted for quality without an acceptable quality analysis, including RFV from an approved laboratory.

**Example 1:** The producer provided a forage analysis using the third cutting of hay and actual measurements corresponding to the forage analysis sample.

In this example, a forage analysis using the third cutting of hay will **only** be applicable to the quantity of production from the third cutting and may **not** be used to document losses from other cuttings.

## 809 Quality Loss for Forage Crops With Buy-Up Coverage (Continued)

**D Quality Loss Documentation (Continued)**

**Example 2:** Producer provided a statement from Custom Harvest Company that 400 round bales of hay were baled for Clay Farms weighing approximately 700 pounds per bale. The producer had 1 forage analysis that was dated June 15, 2016; however, it did **not** indicate the amount of production. The documentation did **not** provide details on the number of samples relative to a specific quantity of production the analysis represented. The producer could **not** provide information necessary for COC to determine whether the sample and analysis is representative according to subparagraph E.

In this example, COC will **not** permit a quality loss adjustment.

**E Forage Sampling and Analysis**

Producers interested in obtaining an adjustment to harvested production for a loss of quality **must** obtain a sufficient number of representative samples for the quantity of forage harvested at the time of harvest for the quality affected production, using a sampling rate and method considered representative and acceptable by COC. Producers **must** provide information about how sampling was taken, by whom, and when. This information **must** be presented when evidence of a quality loss is submitted by the producer.

**Notes:** Laboratory, State university, or other information available may provide guidelines for the number of representative samples. In general, the number of samples required for a quantity of forage will increase with the amount of forage harvested.

In this context, at the time of harvest means as close to the date of harvest as is practicable. If sampling occurs too long after harvest, as determined by COC, COC will reject the documentation to support a quality loss adjustment.

Producers are responsible for any and all costs associated with sampling and analysis. FSA will **not** pay or reimburse producers for costs associated with sampling or analysis.

COC's may spot check forage analysis by obtaining documents from the laboratory at any time, or if COC is concerned whether the analysis meets NAP requirements.

COC's **must** be satisfied that the sampling and documentation of forage analysis meet requirements for hay and forage quality loss determinations.

COC's will authorize adjustments of harvested production only for quantities affected by an eligible cause of loss in the coverage period, sampled at an appropriate time to determine quality loss coming from the eligible cause of loss, and represented with acceptable documentation of the measured loss of quality, for example RFV.

## 809 Quality Loss for Forage Crops With Buy-Up Coverage (Continued)

### F Approved Laboratories for Forage Analysis

Quality losses for hay and forage crops **must** be documented with an RFV analysis from either of the following:

- a State University laboratory
- other laboratories approved by STC.

## 810 Determining Amount of Forage Quality Loss

### A Review of Forage Quality Analysis

This table outlines the steps COC will take when receiving and reviewing forage laboratory analysis associated to quality loss. COC will review, accept, and process production records according to paragraph 601.

Step	Action
1	Date stamp original hard copy laboratory analysis with county name.
2	Photocopy original date-stamped hard copy laboratory analysis submitted by producer.
3	Place photocopied date-stamped laboratory analysis in the producer's county file.
4	Return original date-stamped laboratory analysis to the producer.  <b>Note:</b> The original date-stamped laboratory analysis can only be returned to the producer if the photocopies have been made and placed in the producer's FSA file.
5	Review producer's FSA file for previously submitted laboratory analysis. Ensure that laboratory analysis is <b>not</b> a duplicate.
6	Ensure that producer understands that the laboratory analysis <b>must</b> be <b>both</b> of the following: <ul style="list-style-type: none"> <li>• submitted with the associated cutting and quantity of harvested production</li> <li>• for the correct unit, crop year, and acreage.</li> </ul>
7	COC will review each laboratory analysis submitted by producer to ensure that the laboratory analysis: <ul style="list-style-type: none"> <li>• is dated and/or identifies the cutting</li> <li>• includes RFV</li> <li>• is from an approved laboratory</li> <li>• includes type of forage</li> <li>• is represented as DM.</li> </ul> <b>Note:</b> After copies of the laboratory analysis have been placed in the producer's file in the county, they will <b>not</b> be removed or returned to the producer.
8	Calculate production loss because of quality according to subparagraphs B and C.

**\*--810 Determining Amount of Forage Quality Loss (Continued)****B RFV Ranges for Forage Categories**

Forages ranked by RFV are assigned a quality grade ranging from a high value through a low value to calculate a loss in production based on quality. These amounts are considered the range in which forage starts to suffer a quality loss until the value of the forage no longer qualifies as a viable feedstuff. DAFP has determined to use the following RFV ranges to calculate quality loss.

<b>Forage Categories</b>	<b>Low RFV</b>	<b>High RFV</b>
Alfalfa	75	151
Alfalfa Mix	75	151
Other Hay	60	111
Small Grains	78	120
Sorghum Forage	71	109

All varieties of forage will fall under 1 of these categories as defined in paragraph 801.

If STC determines the DAFP-determined RFV ranges to **not** accurately represent forage quality values applicable to the State, STC's may submit documentation to DAFP recommending a change, or changes, to the values. All recommendations **must** be submitted to DAFP no later than 60 calendar days **before** the earliest application closing date.

Any RFV value less than the established high will result in a quality adjustment to harvested production. The quality adjustment will be entered as production **not** to count.

**Note:** Disaster level must be met to qualify for NAP payment.--\*

**\*--810 Determining Amount of Forage Quality Loss (Continued)****C Manual Calculation of Forage Quality Loss Production Not to Count Using RFV**

Eligible harvested hay and forage production **not** to count that is affected by an eligible quality loss will be calculated using RFV as follows.

Step	Action
1	<p>Determine for each sample in a specific forage category the quality loss by subtracting the analysis actual RFV from the county's high RFV.</p> <p><b>Example:</b> County High RFV for Alfalfa = 151            Producer Forage Analysis RFV = 115</p> <p><math>151 \text{ County High RFV} - 115 \text{ Analysis RFV} = 36 \text{ Quality Loss}</math></p>
2	<p>Determine for each sample in a specific forage category the percent of quality loss by dividing the quality loss by the range (difference between the county's high RFV and the county's low RFV).</p> <p><b>Example:</b> County High RFV for Alfalfa = 151            County Low RFV = 75            Quality Loss = 36</p> <p><math>151 \text{ County High RFV} - 75 \text{ County Low RFV} = 76 \text{ Range}</math>  <math>36 \text{ Quality Loss} \div 76 \text{ Range} = 47.37 \text{ Percent Quality Loss}</math></p>
3	<p>Determine for each sample in a specific forage category, the harvested production <b>not</b> to count by multiplying the percent quality loss by the harvested DM production associated to the analysis.</p> <p><b>Example:</b> 225 Tons Harvested DM Production            47.37 Percent Quality Loss</p> <p><math>225 \text{ Tons Harvested DM Production} \times 47.37 \text{ Percent Quality Loss} = 106.58 \text{ Tons Harvested DM Production Not to Count.}</math></p>
4	Repeat steps 1 through 3 for each analysis.

**Notes:** Production **not** to count from all analysis **must** be totaled.

Total production **not** to count **cannot** exceed actual production for the unit.

Total production **not** to count **must** be entered in CCC-576, item 29 according to Exhibit 53.--\*

**\*--810 Determining Amount of Forage Quality Loss (Continued)****C Manual Calculation of Forage Quality Loss Production Not to Count Using RFV (Continued)****Notes: (Continued)**

If actual harvested production is **not** based on DM, it **must** be converted to DM basis according to subparagraph D.

Production **not** to count may also be calculated using the Forage Quality Loss Calculator according to paragraph 811.

**D Harvested Production DM Conversion**

Baled hay does **not** require DM conversion. If forage is harvested as either haylage or silage, all production **must** be converted to DM basis as follows.

Tons of Wet Forage  $\times$  .35 (DM Factor With 65% Moisture) = 100% DM

100% DM Tons  $\times$  1.15 (87% Moisture Factor) = Tons of 13% Moisture Dry Hay Equivalent.

**Note:** When converting to a DM basis, always use DM factor .35.

**Example:** Producer A harvests 216 tons of silage. This **must** be converted to DM basis **before** calculating quality loss.

216 (Wet Tons Silage)  $\times$  .35 (DM Factor With 65% Moisture Silage) = 75.6 Tons of DM.

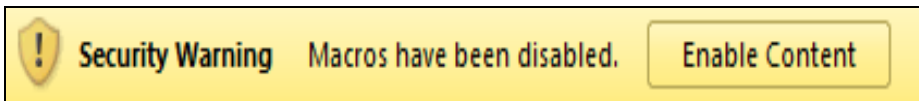
75.6 Tons of DM  $\times$  1.15 (87% Moisture Factor) = **86.9 Tons** of 13 Percent Moisture Dry Hay Equivalent that is the DM conversion hay used for calculating quality loss using RFV.

According to the instructions in subparagraph 811 D, 86.9 tons would be entered into the Forage Quality Loss Calculator, item 11, for the corresponding analysis number entered in item 9.--\*

**\*--811 Determining Amount of Forage Quality Loss Using Forage Quality Calculator**

**A Accessing and Saving NAP Forage Quality Calculator Templates**

Access and save the NAP Forage Quality Calculator templates according to the following.



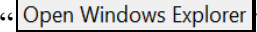
Step	Action
1	Go to the DAFP Home Page at <a href="http://fsaintranet.sc.egov.usda.gov/dafp/">http://fsaintranet.sc.egov.usda.gov/dafp/</a> .
2	CLICK “ <b>NAP Forage Quality Calculator</b> ”. A “File Download” dialog box will be displayed for the applicable crop year. CLICK “ <b>Open</b> ”.
3	<p>At the top of the screen, between the toolbar and the window, the following security warning will be displayed.</p>  <p>CLICK “<b>Enable Content</b>”.</p> <p><b>Note:</b> This step needs to be performed <b>every time</b> the calculator is opened.</p> <p><b>Warning:</b> Do <b>not</b> attempt to permanently enable Macros because this will make the calculator unusable and could potentially create a security breach.</p>
4	<p>Save the document as follows:</p> <ul style="list-style-type: none"> <li>• CLICK “<b>File</b>”, scroll down and CLICK “<b>Save As</b>”</li> <li>• CLICK “<b>Excel Macro Enabled Workbook</b>”</li> <li>• navigate to user’s desktop</li> <li>• CLICK “<b>Save</b>”.</li> </ul> <p>By following these steps, the document will be placed on the user’s desktop with an icon. For 2016 crop year calculators, the document will be named “<b>2016_NAP_Forage_Quality_Calculator.xlsm</b>”.</p>

**Note:** The NAP Forage Quality Calculator is for FSA internal use **only** and will **not** be distributed.--\*



**\*--811 Determining Amount of Forage Quality Loss Using Forage Quality Calculator (Continued)****B Creating a New Folder in Which to Save All NAP Forage Quality Calculators for the Applicable Crop Year**


Before completing and saving a NAP Forage Quality Calculator for a producer, a new folder must be created on the shared (S:\) drive, for **each** applicable crop year, as follows.

Step	Action
1	Do either of the following: <ul style="list-style-type: none"> <li>on the desktop task bar, CLICK </li> <li>on the desktop task bar bottom left corner, RIGHT-CLICK  and CLICK .</li> </ul>
2	DOUBLE-CLICK “(S:)” drive.
3	DOUBLE-CLICK “ <b>Service Center</b> ” folder.
4	DOUBLE-CLICK “ <b>FSA</b> ” folder.
5	CLICK “ <b>Make a new Folder</b> ”. If this option is <b>not</b> available, right-click in blank white area within the folder window, CLICK “ <b>New</b> ”, and then CLICK “ <b>New Folder</b> ”.
6	A new folder will be placed in the “S:\Service Center\FSA” folder, with the default name of “New Folder”. The folder must be renamed. Go to step 7.
7	RIGHT-CLICK, “ <b>New Folder</b> ” and CLICK “ <b>Rename</b> ”.
8	Rename the folder as “ <b>2016_NAP Forage Quality Calculators</b> ”.
	<b>Note:</b> Complete this step for each new crop year, with that crop year’s name in the folder name.

**Note:** Creating the new “2016\_NAP Forage Quality Calculators” folders **only needs to be performed 1 time at each Service Center** for each crop year. All calculators for a crop year can be saved to this location, as applicable.--\*

**\*--811 Determining Amount of Forage Quality Loss Using Forage Quality Calculator (Continued)****C Saving NAP Forage Quality Calculators**

Save the NAP Forage Quality Calculator for a producer as follows.

Step	Action
1	CLICK “  ”, scroll down and CLICK “Save As”. CLICK “Excel Macro Enabled Workbook”.
2	<p>Navigate to “S:\Service Center\FSA\2016_NAP Forage Quality Calculators”.</p> <p><b>Note:</b> State Offices may create a subfolder if preferred, but the subfolder <b>must</b> be located within S:\Service Center\FSA\.</p> <p>In the “File name:” block, enter the file name as, “NAP_2016_{County name}_{State abbr}_{Producer name}_{Unit number}_{#of#}”.</p> <p><b>Notes:</b> “{County name}” is the name of the county where the unit is physically located.</p> <p>“{State abbr}” is the 2-alpha State abbreviation, such as “MD” for Maryland, where the unit is physically located.</p> <p>“{Producer name}” is the name of the producer for which the calculators is being completed.</p> <p>“{Unit number}” is the unit number for which the worksheet is being completed.</p> <p>“{#of#}” is the worksheet number out of the total number of calculators completed for a specific producer and unit within a State and county.</p>
3	Begin entering producer data according to subparagraph D.

--\*

## 811 Determining Amount of Forage Quality Loss Using Forage Quality Calculator (Continued)

**D Forage Quality Calculator**

This table provides instructions for entering data into the Forage Quality Loss Calculator for determining production **not** to count using RFV for a specific type of harvested forage.

Step	Action
1	Enter crop year from CCC-576, item 2.
2	Enter producer's name from CCC-576, item 3.
3	Enter unit number for the producer and crop from CCC-576, item 8B.
4	Enter name of the forage laboratory that performed the quality test.
5	Enter name of the crop from CCC-576, item 6A.
6	Enter crop type name or abbreviation for the crop from CCC-576, item 6B.
7	Enter unit of measure from CCC-576, item 25.
***	***
8	Enter analysis number from the forage quality test.
9	Enter actual RFV from the forage quality test.
10	Enter production associated with each sample.
11	Percent loss of quality will be displayed.
12	Production <b>not</b> to count by sample will be displayed.
13	Total production <b>not</b> to count for the unit to be entered on CCC-576, item 29.

**811 Determining Amount of Forage Quality Loss Using Forage Quality Calculator (Continued)**

## E Example of Forage Quality Loss Calculator

This is an example of a completed Forage Quality Loss Calculator using RFV.

[illegible]

**\*--812 CPLGW Alternative Method****A Background**

According to subparagraph 804 J, CPLGW's have been developed as an alternative method for determining collective percentage of loss for grazed forage. CPLGW's compare actual PRISM rainfall data to expected normal rainfall for a county and calculates a percentage of grazing loss for the applicable forage type based upon the county's normal growth pattern for the forage type growth period.

The PRISM rainfall data used in the CPLGW is available with the active link button incorporated into the worksheets.

For CPLGW's to calculate the estimated losses, Growth Pattern Data **must** be established by STC and manually loaded for each forage classification type (Full Season/Warm Season Grasses and Sorghum Forage, Cool Season Mixed Forages and Grasses, and Seeded Small Grains), as applicable.

**Note:** If a State does not have grazed forage types broken down as "warm season" and "cool season", then for Native and improved species of forage, then the Full Season/Warm Season Grasses and Sorghum Forage Worksheet for determining percentage of grazing loss for these forage types will be used.

**B Authorization for Using CPLGW**

The CPLGW's will be provided to each County Office that is approved to use the alternative method for determining collective percentage of grazed forage loss by STC if COC recommends, and the DD concurs, no later than 90 calendar days before the beginning date of the grazing period.

If a situation occurs during the grazing period where a forage specialist **cannot** fulfill their obligation to complete their assessment of grazed forage, such as retirement, moving from the area, etc, then the County Office must request authorization to use the applicable CPLGW(s) from the STC to determine collective percentage of loss for grazed forage.

**Note:** If the coverage period has already begun for the specific type of grazed forage and the conditions of subparagraph 804 J are satisfied, the only alternative method available is the use of CPLGW.--\*

**\*--812 CPLGW Alternative Method (Continued)****C Determining Monthly Growth Patterns for Using CPLGW's**

STC's **must** establish monthly growth patterns for each forage classification type (Full Season/Warm Season Grasses and Sorghum Forage, Cool Season Mixed Forages and Grasses, and Seeded Small Grains) as applicable. STC's should consult with their local NRCS and/or Extension Service in establishing these growth patterns as a **percent of growth rate by month** and these should be established no later than 30 calendar days before the beginning of the grazing period for each county.

**Note:** State Offices will lock down and password protect Step 5 of each worksheet after manually entering growth periods for the applicable forage classification types before the CPLWG's are provided to County Offices.

**Example 1:** Normal growth pattern for the Full Season/Warm Season Grasses and Sorghum Forage CPLWG with the following grazing periods.

Improved Grasses: April 1 through September 30.

Native Grass: April 1 through September 30.

Sorghum Forage: May 15 through September 15.

Crop	Jan.	Feb.	Mar.	Apr.	May	June	July	Aug.	Sept.	Oct.	Nov.	Dec.	Total
Improved Grass				.11	.25	.26	.18	.11	.09				1.00
Native Grass				.18	.28	.26	.15	.08	.05				1.00
Sorghum Forage					.03	.17	.33	.30	.17				1.00

**Note:** In this example, in April the normal growth expected for improved grass is 11 percent of total growth and for native grass it is 18 percent of total growth. In May the normal growth expected for sorghum forage is 3 percent of total growth.--\*

**\*--812 CPLGW Alternative Method (Continued)****C Determining Monthly Growth Patterns for Using CPLGW's (Continued)**

**Example 2:** Normal growth pattern for the Seeded Small Grains CPLWG with the following grazing periods:

Full Season Small Grains: October 1 through May 15.

Fall/Winter Small Grains: October 1 through March 15.

Spring Small Grains: March 15 through May 15.

Small Grains	Jan.	Feb.	Mar.	Apr.	May	June	July	Aug.	Sept.	Oct.	Nov.	Dec.	Total
Full Season	.02	.05	.32	.31	.03					.07	.16	.04	1.00
Fall/Winter	.05	.13	.13							.28	.31	.1	1.00
Spring			.35	.60	.05								1.00

**Note:** In this example, in April, the normal growth expected for full season small grains is 31 percent of total growth and spring small grains, 60 percent of total growth. In March the normal growth expected for fall/winter small grains is 13 percent of total growth.

**Example 3:** Normal growth pattern for the Cool Season Mixed Forages and Grasses CPLWG with the following grazing periods.

Cool Season Mixed Forages and Grasses: October 15 through May 15.

Cool Season Grasses	Jan.	Feb.	Mar.	Apr.	May	June	July	Aug.	Sept.	Oct.	Nov.	Dec.	Total
Cool Season	.02	.05	.33	.31	.02					.07	.16	.04	1.00

**Note:** In this example, in April the normal growth expected for cool season mixed forages and grasses is 31 percent of total growth.--\*

**\*--812 CPLGW Alternative Method (Continued)****D Completing CPLGW's**

A separate CPLGW must be completed for each forage classification type by selecting the appropriate tab (Full Season/Warm Season Grasses and Sorghum Forage, Cool Season Mixed Forages and Grasses, or Seeded Small Grains), for which collective percent of grazing loss is being determined.

<b>Item</b>	<b>Instructions</b>
1	Enter State name. This is a <b>required</b> entry.
2	Enter county name. This is a <b>required</b> entry.
3	Enter crop year. This is a <b>required</b> entry.
4	<p>If the entire county was established as an area for which collective loss is being determined, leave blank. If the entire county was not established as an area according to subparagraph 804 K, identify the area in the county for which collective loss is being established.</p> <p><b>Notes:</b> A separate CPLGW will need to be completed for each area if the entire county was not established as an area.</p> <p>The area for establishing loss must have been established before the grazing period has begun.</p>
5	Select the "Active Link to PRISM" button to populate the rainfall data percent of normal for the county.
6	The percent of normal growth rate established by STC for each specific grazed forage type will be displayed.
7	The calculated percent of expected forage production based on rainfall will be displayed.
8	<p>The collective calculated percent of loss based on the established normal growth curves and calculated percent of expected forage production based on rainfall data will be displayed for each specific grazed forage type. The displayed collective calculated percent of loss for each of the specific grazed forage types is to be used in lieu of 1 of the independent assessments in determining percentage of loss according to subparagraph 804 I.</p> <p><b>Note:</b> Follow subparagraph 804 I for submitting independent assessments to STC for concurrence.</p>

--\*



## \*--812 CPLGW Alternative Method (Continued)

**E Examples of Completed CPLGW**

This paragraph provides examples of CPLGW's for Seeded Small Grains, Full Season/Warm Season Grasses, and Sorghum Forage, and Cool Season Mixed Forages and Grasses.

**Example 1:** County A's 2017 grazing periods for full season/warm season grasses and native grasses is April 1 to September 30 and for forage sorghum is May 15 to September 15. The collective calculated percent of loss based on the established normal growth curves and calculated percent of expected forage production based on rainfall data for 2017 is 8% for improved forage, 6% for native forage, and 18% for sorghum forage.

Collective Percent of Loss Grazing Worksheet (CPLGW)														
1. State:	A			2. County:	A			Note: If county is being split, a separate request must be provided for each portion of the county.						
3. Crop Year:	2017			4. Portion:										
5. Percent of Normal Rainfall				<div style="border: 1px solid black; padding: 5px; text-align: center;">Active Link to PRISM</div>										
January														
February														
March 41%														
April 112%														
May 181%														
June 126%														
July 204%														
August 86%														
September 22%														
October 31%														
November														
December														
Full Season/Warm Season Grasses and Sorghum Forage														
6. Percent of Normal Growth by Month														
	Jan	Feb	Mar	Apr	May	June	July	August	Sept.	Oct	Nov	Dec	Total	
Improved				0.11	0.25125	0.26125	0.17667	0.11792	0.08292				1	
Native				0.1775	0.28500	0.25500	0.14580	0.07830	0.05840				1	
Sorghum Fg					0.02000	0.17000	0.33330	0.30330	0.17340				1	
7. Calculated Forage Production Based on Rainfall													Total	
Improved				0.110	0.251	0.261	0.177	0.101	0.018				0.919	
Native				0.1775	0.285	0.255	0.146	0.067	0.013				0.943	
Sorghum Fg					0.020	0.170	0.333	0.261	0.038				0.822	
Summary														
Full Season/Warm Season Grasses and Sorghum Forage														
													Nonirrigated Losses	
													Improved Native Sorghum Fg.	
8. Calculated Loss Based on Rainfall													8% 6% 18%	

--\*

## \*--812 CPLGW Alternative Method (Continued)

**E Examples of Completed Collective Percent of Loss Grazing Worksheets (CPLGW) (Continued)**

**Example 2:** County B's 2017 grazing period for fall/winter small grains is October 1 through March 1 and for full season small grains is October 1 through May 31. The collective calculated percent of loss based on the established normal growth curves and calculated percent of expected forage production based on rainfall data for 2017 is 20% for fall/winter small grains and 12% for full season small grains.

Collective Percent of Loss Grazing Worksheet (CPLGW)																																					
1. State:	A			2. County:	B																																
3. Crop Year:	2017			4. Portion:																																	
<p>Note: If county is being split, a separate request must be provided for each portion of the county.</p>																																					
<p>5. Percent of Normal Rainfall</p> <table border="1"> <tr><td>January</td><td>22%</td></tr> <tr><td>February</td><td>44%</td></tr> <tr><td>March</td><td>86%</td></tr> <tr><td>April</td><td>112%</td></tr> <tr><td>May</td><td>90%</td></tr> <tr><td>June</td><td>36%</td></tr> <tr><td>July</td><td>18%</td></tr> <tr><td>August</td><td>78%</td></tr> <tr><td>September</td><td>145%</td></tr> <tr><td>October</td><td>122%</td></tr> <tr><td>November</td><td>88%</td></tr> <tr><td>December</td><td>66%</td></tr> </table> <p><a href="#">Active Link to PRISM</a></p>														January	22%	February	44%	March	86%	April	112%	May	90%	June	36%	July	18%	August	78%	September	145%	October	122%	November	88%	December	66%
January	22%																																				
February	44%																																				
March	86%																																				
April	112%																																				
May	90%																																				
June	36%																																				
July	18%																																				
August	78%																																				
September	145%																																				
October	122%																																				
November	88%																																				
December	66%																																				
Seeded Small Grains																																					
6. Percent of Normal Growth by Month																																					
	Jan	Feb	Mar	Apr	May	June	July	August	Sept.	Oct	Nov	Dec	Total																								
Fall/Winter	0.05	0.13	0.13							0.28	0.31	0.1	1																								
Spring			0.35000	0.60000	0.05000								1																								
Full Season	0.02	0.05	0.32	0.31	0.03					0.07	0.16	0.04	1																								
7. Calculated Forage Production Based on Rainfall																																					
	0.011	0.057	0.112							0.280	0.273	0.066	Total																								
Fall/Winter													0.799																								
Spring			0.301	0.600	0.045								0.946																								
Full Season	0.004	0.022	0.275	0.310	0.027					0.070	0.141	0.026	0.876																								
Summary																																					
Seeded Small Grains																																					
Nonirrigated Losses																																					
Fall/Winter Spring Full Season																																					
8. Calculated Loss Based on Rainfall																																					
20% 5% 12%																																					

--\*

**813 Alternative Grazing Loss Assessment Forage Weight Appraisal Method****A Background**

According to subparagraph 804 J, information obtained from trained NAP LA's with sufficient knowledge to provide grazing loss assessments using the Alternative Grazing Loss Assessment Forage Weight Appraisal Method for determining collective percentage of loss for grazed forage may be used.

**B Authorization for Using NAP LA Alternative Method**

The Alternative Grazing Loss Assessment Forage Weight Appraisal Method may be approved to be used for determining collective percentage of grazed forage loss by STC if COC recommends and DD concurs no later than 90 calendar days before the beginning date of the grazing period.

If a situation occurs during the grazing period where NAP LA is unable to fulfill their obligation to continue with completing their assessment of grazed forage such as retirement, moving from the area, etc., the County Office may:

- authorize another trained NAP LA with sufficient knowledge to complete the grazing loss assessment using the Alternative Grazing Loss Assessment Forage Weight Appraisal Method if, at a minimum, the grazing loss assessment site was selected and secured according to subparagraphs C and D by NAP LA unable to complete the assessment
- request authorization to use the applicable CPLGW's from STC to determine collective percentage of loss for grazed forage according to paragraph 812.

**Note:** If the coverage period has already begun for the specific type of grazed forage and the \*--conditions of subparagraph 804 J are not satisfied, the only alternative method--\* available is CPLGW.

**\*--813 Alternative Grazing Loss Assessment Forage Weight Appraisal Method (Continued)****C Selecting Grazing Loss Assessment Sites**

Selected grazing loss assessment sites must be representative of all acreage in the county. When selecting a site, avoid high traffic areas, such as watering locations and feeding sources. If a county has areas with substantially different production capabilities, additional sites may be required. At a minimum a county will select 3 specific sites located in different areas of the county for each forage classification type and growing season (such as native, full season improved, warm season grasses, cool season grasses, small grains, forage sorghums, etc.).

At least 30 days before the beginning date of the normal grazing period for the specific forage classification type, a CED and/or LA with sufficient forage knowledge to provide grazing loss assessments must establish the representative grazing loss assessment sites and complete the following:

- clean each site by clipping the selected area to mowing machine height (as appropriate for the terrain) to remove prior year residue (it is recommended that a minimum 6' diameter area be cleared)
- take GPS Points/Mark sites
- take pictures.

**Note:** It is recommended that the same LA not perform the selection, establishment of the representative sample area, or complete the grazing loss assessment on more than 1 specific site per forage classification type in a county.

**D Securing Clipping Sites**

Once a site location for a specific forage type classification is determined in a county, the CED/LA must secure the area utilizing equipment such as welded wire cattle panels and t-posts. Each clipping site must be large enough to accommodate the using an approved sampling device, such as a "hoop" as well as allow for a surrounding buffer area.

**Note:** For protected areas with no livestock access (CRP or similar areas), the use of panels/cages is not required. However, if there is potential for livestock or wildlife degradation of the site, panels are required.--\*

**\*--813 Alternative Grazing Loss Assessment Forage Weight Appraisal Method (Continued)****E Forage Clipping Sample Requirements**

Forage clipping samples must be collected at or near normal mechanical harvest time for each specific forage classification type in the area. To collect the forage clipping samples at each site, use one of the measuring devices described in Exhibit 1 of RMA's Forage Loss Adjustment Standards Handbook (FLASH). Toss the measuring device within the secured site. Using shears or scissors, cut the forage within each sample area to mowing machine height (as appropriate for the terrain). Weigh the samples and enter the result in the Alternative Grazing Loss Assessment – Forage Weight Worksheet, item 7.

**Note:** If a county has multiple cuttings of mechanically harvested forage for the specific forage classification type, forage clippings shall be completed at or near normal harvest time for the particular cutting.

The Alternative Grazing Loss Assessment - Forage Weight Worksheet and instructions are available at <http://inside.fsa.usda.gov/program-areas/dafp/dafp/NAP/index>.

Samples taken from each clipping site for each cutting must be kept separate for weighing and determining moisture percentage.

**F Moisture Testing**

The percent of moisture within each forage clipping sample must be determined. If a forage moisture tester is used to determine moisture percentage, take three separate readings, calculate an average of the three readings, and enter the result in the Alternative Grazing Loss Assessment - Forage Weight Worksheet, item 10A.

Sample weights will be adjusted by a moisture factor determined by the percent of moisture. The Alternative Grazing Loss Assessment - Forage Weight Worksheet automatically populates the moisture factor. The moisture factor can be obtained from RMA's FLASH, Moisture and Weight Adjustment (Table C).--\*

**\*--813 Alternative Grazing Loss Assessment Forage Weight Appraisal Method (Continued)****G Microwave Drying Method for Determining Dry Matter Weight**

The microwave drying method is an acceptable method for determining dry matter weight if a moisture tester is not available. Each sample will be dried in a microwave oven to a constant dry matter weight.

The following steps illustrate how to dry the forage clipped samples in a microwave oven to obtain a dry matter weight.

Step	Instruction
1	Weigh an empty paper dish or plate and record its weight as Weight A.
2	Place a representative sample on the paper dish or plate. Record the weight of the paper dish or plate plus the sample as Weight B.
3	Place a small cup of water $\frac{3}{4}$ full in the back corner of the microwave. Keep water level fairly constant during microwave use.
4	<p>Dry the sample gradually in the microwave oven. <b>Warning: do not leave drying samples unattended.</b></p> <p>Begin by drying the sample for 3 minutes. If the sample is fresh material (high percent of moisture), you may start with 5 minutes; if you think the sample has less than 35 percent moisture, start with only 2 minutes. Check for dryness after the initial heating and stir the sample.</p> <p>Repeat the 3-minute drying time for very moist samples. Check and stir the sample again. Continue drying for intervals of 1 to 2 minutes until the sample feels relatively dry, stirring between intervals.</p>
5	Weigh the sample. Dry the sample for approximately 30 seconds and reweigh. Repeat the 30-second drying intervals until the weight of the paper dish or plate plus the sample ceases to change. Record this as Weight C.
6	Subtract the weight of the paper dish or plate to obtain the dry matter weight of the sample. (Weight C – Weight A = Dry Matter Weight).
7	<p>Once the dry weight of the sample is obtained enter into the Alternative Grazing Loss Assessment – Forage Weight Worksheet (item 7). Upon determining the dry matter weight of the sample, the moisture percentage in item 13A shall be 13. The worksheet will automatically fill in item 13B with a factor of 1.361.</p> <p><b>Note:</b> The moisture factor for dry matter forage, is always 1.361.</p>

--\*

**\*--813 Alternative Grazing Loss Assessment Forage Weight Appraisal Method (Continued)****G Microwave Drying Method for Determining Dry Matter Weight (Continued)**

Different forage classification types may require different drying times. To prevent burning, check samples at frequent intervals as they approach dryness.

A sample may feel dry, yet contain moisture. The only way to ensure that a sample is 100 percent dry is to check the weight after each 30-second drying interval. If the weight is still changing, the sample is not dry. If the weight is constant after three 30-second drying intervals, all the moisture is gone and the sample is 100 percent dry. Do **not** dry further or sample will burn.--\*

**\*--813 Alternative Grazing Loss Assessment Forage Weight Appraisal Method (Continued)****H Instructions for Completing Alternative Grazing Loss Assessment Forage Weight Worksheet**

The following steps illustrate how to complete the Alternative Grazing Loss Assessment Forage Weight Worksheet.

Step	Instruction	
1	Enter State name. This is a required entry.	
2	Enter county name. This is a required entry.	
3	Enter GPS coordinates of the site selected. This is a required entry.	
4	Enter the 4 digit crop year. This is a required entry.	
5	Enter crop name. This is a required entry.	
6	Enter crop type. This is a required entry.	
7	Enter the date of appraisal (site inspection). This is a required entry.	
	<b>Note:</b> The appraisal should be completed nearest the normal time for when mechanical harvest for the crop occurs in the area.	
8	Enter the weight of the cut forage in ounces and tenths for each sample taken. This is a required entry.	
9	Click the drop-down box arrow and select the number of square feet for the sample measuring device used. Reference RMA's Forage Loss Adjustment Standards Handbook (FLASH), Exhibit 1.	
10	The worksheet will determine ounces per square foot by dividing step 8 by step 9, rounding to nearest tenth.	
11a	Click the drop-down box arrow provided.	
	<b>IF...</b>	<b>Then...</b>
	a moisture tester is used to determine forage moisture percent,	take 3 separate readings and "Enter" the average percentage of moisture in step 11a. For more details about determining moisture content level, see RMA's FLASH, subsection 6H.
	forage has been dried down to a dry matter state by the microwave method,	enter 13 as the percent of moisture.
11b	The worksheet will enter the factor that corresponds to the moisture percentage in item 11a. The factor is used to convert ounces per square foot in step 10 to tons per acre step 12. See RMA's FLASH, Table C.	
12	The worksheet will determine production in tons by multiplying step 10 by step 11a and step 11b. Result is rounded to hundredths.	

--\*



**\*--813 Alternative Grazing Loss Assessment Forage Weight Appraisal Method (Continued)****H Instructions for Completing Alternative Grazing Loss Assessment Forage Weight Worksheet (Continued)**

<b>Step</b>	<b>Instruction</b>
13	The worksheet will determine total annual site production by summing all entries in step 12.
14	Remarks section is where LA can enter remarks.
15	Preparer shall sign. This is a required entry.
16	Date preparer completes worksheet and signs. Required entry.
17	<p><b>Click on the Summary Page tab at the bottom of the worksheet.</b></p> <p>The worksheet will populate the average annual production per site (tons\acre). The user will have to enter the county expected yield (CEY). The worksheet will then calculate the Percent of Loss by dividing the average annual production per site (tons/acre) by the CEY.</p>

--\*

## \*--813 Alternative Grazing Loss Assessment Forage Weight Appraisal Method (Continued)

**I Example of Completed Alternative Grazing Loss Assessment Forage Weight Worksheet**

Following is an example of a completed Alternative Grazing Loss Assessment Forage Weight Worksheet.

Alternative Grazing Loss Assessment - Forage Weight Worksheet						Site 1
1. State	2. County	3. Site Location				
		Latitude		Longitude		
Tennessee	Knox	° 00' 36'		° 00' 84'		
4. Crop Year	2017	5. Crop	Grass	6. Type	Common Bermuda	
7. Date	8. Ounces Per Sample	9. Number of Square Feet in Sample Device	10. Ounces Per Square Foot	11a. Moisture %	12. Production in Tons	
				11b. Factor		
5/15/2017	5.2	3	1.7	80 0.313	0.53	
7/15/2017	5.0	3	1.7	50 0.783	1.33	
9/15/2017	5.0	3	1.7	45 0.861	1.46	
13. Total Annual Site Production (Tons/Ac)					3.32	
14. Remarks						
15. Signature			16. Date			
J.M. Adjuster			10/15/2017			
<b>Note:</b> The factor in Item 11b will be 1.361 if the sample is dried down to 13% or less. The conversion factor in Item 11b will be taken from the RMA Forage Loss Adjustment Standards Handbook, Table C.						

--\*

814-874 (Reserved)

**Section 2 Crops Grown in Tropical Regions****875 Coverage for Tropical Regions****A Tropical Regions Overview**

Because of the unique growing climate, agricultural producers in tropical regions typically plant annual crops in a continuous, year-round planting and harvesting cycle. In the past, each planting was considered a separate crop requiring established planting periods, separate CCC-471's and service fees, and separate records for planting and harvesting. The reporting of numerous planting periods imposes an undue burden on producers in the tropical regions. Accordingly, procedure has been modified to eliminate multiple planting periods in the tropical region and makes other modifications as necessary to implement a single planting period policy for the tropical region.

**B Tropical Regions**

Tropical region includes, for the purpose of NAP, and as may be further limited by DAFP, the following:

- American Samoa
- Guam
- Hawaii
- Puerto Rico
- U.S. Virgin Islands
- territories and possessions of the United States.

**Note:** Other areas may be included as determined by DAFP.

**876 Tropical Region Provisions****A Applicability**

Procedure in the handbook is applicable for administering NAP in Tropical Regions subject to the modifications provided in this section.

**B Covered Crops**

Covered tropical crops are crops planted on or after January 1 through December 31, of each year which include:

- annual crops, where all plantings of the same pay crop and pay type are planted during the crop year
- perennial or biennial crops, where all acreage of the pay crop and pay type is existing during the crop year.

**Note:** County Offices will follow value-loss procedure, according to paragraph 900, and honey procedure according to paragraph 976.

**C Crop Year**

The crop year for all covered crops and commodities is the calendar year (January 1 through December 31).

For annual and biennial crops, the crop year will be determined by all acres planted in the current crop year and all production from those acres regardless of the year harvested.

For perennial crops, the crop year will be determined by all acres present for the current crop year and all production from those acres harvested within the specific crop year.

**D Application Closing Date**

\*--The application closing date for all crops is December 31 of the calendar year before the--\* applicable crop year.

**E Multiple Planting Periods**

Multiple planting periods and final planting and harvesting dates are **not** applicable for covered tropical crops.

**876 Tropical Region Provisions (Continued)****F Service Fees and Premiums**

Service fees and premiums apply according to Part 5. Service fees and premiums will apply to:

- annual and/or biennial crops, for all plantings of the same crop planted during the crop year
- perennial crops, for all acreage of the crop existing during the crop year.

Premiums will be billed in May of the subsequent crop year.

SOC will be mailed annually in February of the current crop year and will display information on a per acre basis. SOC will detail the information as specified in paragraph 205 with the exception of the information being supplied on a per acre basis.

**G Coverage Period**

The coverage period for all annual, perennial, and biennial crops and commodities begins the later of January 1 or the date the crop acreage is planted, and ends the earlier of the date the crop acreage is harvested, abandoned, or destroyed, or December 31 of that calendar year.

**H Eligible Causes of Loss**

Eligible causes of loss for:

- the U.S. Virgin Islands include **only** hurricanes, typhoons, named tropical storms, and other related natural disasters, as determined by DAFP
- American Samoa, Guam, Hawaii, Puerto Rico, and the Commonwealth of the Northern Mariana Islands include all natural weather-related disasters according to paragraph 51.

**I Prevented Planting**

\*--Prevented planting provisions are **not** applicable to any covered crops in the tropical regions.--\*

\* \* \*

**J APH Database**

Producers in tropical regions do **not** generally have production records available by the applicable production reporting date; therefore, the most recent year in the APH Database will be skipped, similar to policy for lag year crops, see paragraph 500.

Beginning with 2017 and future crop years, all individual approved yields in tropical regions will use this policy when establishing yields.

## 877 Tropical Region Record and Reporting Requirements

### A Record Requirements

For any covered crop acreage for which CCC-471 is filed, a producer **must** keep acceptable contemporaneous records created at the time of planting and through the harvest of the crop for the full period of coverage. These records **must** include date and location, and according to crop type grouping on the unit, the amount of:

- acreage planted
- production appraised and harvested.

**Note:** For harvested production the producer **must** provide an explanation of disposition including where and when sold.

### B Reporting Requirements

When loss occurs, producers are **required** to report acreage planted and production harvested from acres that existed at the time of disaster. This information **must** be provided at the time notice of loss is filed and will be captured on the application for payment, CCC-576, Parts D through F.

**Notes:** \*\*\* A photocopy of the map will be attached to CCC-576 delineating the crop acreage affected by disaster.

See paragraph 380 for maintaining ineligible crop acreage, honeybee colonies, and tree taps in SNAPP.

At the end of the crop year, all producers will be **required** to summarize acreage planted during the crop year, and actual production (harvested and appraised), from those acres no \*--later than March 31 of the subsequent crop year. If the report is for any annual, biennial,--\* or perennial crop where production continued or could have continued beyond the period covered in the reports, then an additional report of production **must** be filed the later of:

- within 30 calendar days of the end of the last countable production for the covered crop
- 30 calendar days after the last date on which such production could have been obtained.

**Note:** Claims for losses before the reporting date **cannot** be calculated until all production is submitted.

Acreage will be reported on FSA-578, according to 2-CP. Actual production will be certified on CCC-452 according to subparagraph 400 E.

## 878 Tropical Region Loss

### A Notice of Loss

Under tropical region provisions the disaster event is the trigger mechanism for determining a qualifying loss. \* \* \* For annual and multiple-planted crops, the notice of loss taken for the existing acreage will be used to determine whether a qualifying loss occurred for that disaster event. For perennial and biennial crops, the notices of loss filed during the crop year will be used to determine whether a qualifying loss occurred at the end of the crop year. Notices of loss are considered timely filed if received in the administrative County Office for:

- the U.S. Virgin Islands, within 15 calendar days after the occurrence of the eligible natural disaster or date damage was apparent to the producer
- American Samoa, Guam, Hawaii, Puerto Rico, and the Commonwealth of the Northern Mariana Islands, according to procedure in paragraph 575.

**Notes:** A notice of loss will **only** be considered timely filed if all information in \*--subparagraph 575 B is provided.

Late-filed notice of loss provisions, found in subparagraph 575 C, and 72-hour loss notification provisions, found in paragraph 576:

- apply to all tropical regions, except the U.S. Virgin Islands
- do **not** apply to the U.S. Virgin Islands.--\*

### B Loss Adjustments

Loss adjustments are:

- **not required** for covered crops in the U.S. Virgin Islands, unless specifically determined necessary by DAFP
- **required** for covered crops in American Samoa, Guam, Hawaii, Puerto Rico, and the Commonwealth of the Northern Mariana Islands, according to 2-NAP.

**Note:** Producers are **required** to certify that covered crop acreage affected by eligible cause of loss is appraised and released by LA before destruction of crop residue to maintain NAP eligibility. Producers are **required** to sign final appraisal and CCC-576-1 before signature of LA to signify agreement with appraisal.

**879 Tropical Regions Applying for Payment****A CCC-576 \* \* \***

Under tropical region provisions, a separate CCC-576 \* \* \* will be filed for annual and multiple-planted crop acreage that existed at the time of the disaster event. For perennial and biennial crops, **only** one CCC-576 will be taken, normally after 1 of the following:

- harvest is complete
- end of the growing season
- when the acreage is released by a CCC representative.

**\*--B Timely Filed CCC-576, Parts D Through H**

CCC-576, Parts D through H are timely filed if received in the administrative County--\* Office no later than:

- for the U.S. Virgin Islands, the same time the notice of loss is filed

**Note:** It is anticipated that the eligible causes of loss in these areas would reflect a 100 percent loss.

- for American Samoa, Guam, Hawaii, Puerto Rico, and the Commonwealth of the Northern Mariana Islands, the later of the following:
  - date the notice of loss was filed
  - normal harvest completion date in the area for the specific covered crop.



## 880 Tropical Region NAP Assistance

**A Loss Calculations for Annual and Multiple Planting Crops**

NAP assistance for tropical regions is calculated based on acres that exist at the time of disaster. When a natural disaster occurs, determine loss for annual crops and multiple planting crops (cucumber, squash, cabbage, etc.) by taking the acres that existed at the time of loss times the approved yield to get the expected production. Multiply the expected production by:

- 50 percent for basic 50/55 or additional 50/100 coverage to obtain the disaster loss level, and any production harvested or appraised from acres that existed during the disaster will be subtracted from the disaster loss level to determine whether over a 50 percent loss occurred
- 45 percent for 55/100 coverage to obtain the disaster loss level, and any production harvested or appraised from acres that existed during the disaster will be subtracted from the disaster loss level to determine whether over a 45 percent loss occurred
- 40 percent for 60/100 coverage to obtain the disaster loss level, and any production harvested or appraised from acres that existed during the disaster will be subtracted from the disaster loss level to determine whether over a 40 percent loss occurred
- 35 percent for 65/100 coverage to obtain the disaster loss level, and any production harvested or appraised from acres that existed during the disaster will be subtracted from the disaster loss level to determine whether over a 35 percent loss occurred.

For U.S. Virgin Islands only:

- \*--If annual and multiple planting crop loss results in a payment, the field and crop for which NAP payment is made, under the provisions of regulations and this handbook, are ineligible for inclusion in another subsequent loss during the coverage period. If the crop in the field is a new crop not previously reported on the notice of loss, in the same coverage period, the crop is eligible for payment.--\*

**880 Tropical Region NAP Assistance (Continued)****B Loss Calculations for Biennial Crops**

For **biennial crops** (plantain, banana, pineapple, etc.) and **perennial crops** (grasses, etc.), normally losses will be determined after 1 of the following:

- harvest is complete
- end of the growing season
- when acreage is released by a CCC representative.

County Offices will take the acreage in existence during the crop year times the approved yield to get the expected production. Multiply the expected production by:

- 50 percent for basic 50/55 or additional 50/100 coverage to obtain the disaster loss level, and any production harvested (including multiple harvests) or appraised from acres that existed during the crop year will be subtracted from the disaster loss level to determine whether over a 50 percent loss occurred
- 45 percent for 55/100 coverage to obtain the disaster loss level, and any production harvested or appraised from acres that existed during the crop year will be subtracted from the disaster loss level to determine whether over a 45 percent loss occurred
- 40 percent for 60/100 coverage to obtain the disaster loss level, and any production harvested or appraised from acres that existed during the crop year will be subtracted from the disaster loss level to determine whether over a 40 percent loss occurred
- 35 percent for 65/100 coverage to obtain the disaster loss level, and any production harvested or appraised from acres that existed during the crop year will be subtracted from the disaster loss level to determine whether over a 35 percent loss occurred.

County Offices will follow paragraph 702 for manual payment calculations for grazing and yield-based crops.

**881-899 (Reserved)**

## Section 3 Value Loss Crops

### 900 General Provisions

#### A Overview

**\*--7 CFR 1437.301(a).** Special provisions are required to assess losses and calculate assistance for a few crops and commodities that do not lend themselves to yield loss situations. Assistance for these commodities is calculated based on the loss of value at the time of disaster. FSA determines which crops are value loss crops, but unless otherwise announced, value loss crops are those identified in §§ 1437.303 through 1437.309. Lost production of value loss crops is eligible for payment only as specified in this subpart.

Value loss crops include, but are **not** limited to, the following:--\*

- aquaculture, including ornamental fish
- Christmas trees
- floriculture
- ginseng root
- mushrooms
- ornamental nursery
- propagation stock nonornamental nursery
- turfgrass sod.

**\*--Notes:** Flowers for seed and ginseng seed are **not** value loss crops.--\*

Policy and procedure applicable to each kind of value loss crop is located in this part.

Value loss crops are considered \* \* \*, as follows.

\*--

Graduated Crops (Inventory)	Nongraduated Crops (Dollar Value)
Aquaculture, <b>Except</b> Ornamental Fish	Crops With Intended Use of Root Stock Sets
Christmas Trees	Floriculture
Ginseng	Grass With Intended Use of Sod.
	Mushrooms
	Nursery
	Ornamental Fish
	Turfgrass Sod

--\*

## 900 General Provisions (Continued)

**B Calculating Losses of Value Loss Crops**

NAP assistance for value loss crops is calculated based on the loss of value at the time of each disaster. Determinations concerning the value of the loss for the crop on the unit **must** be made. It is important that a loss of value of any portion of the inventory be determined only if that portion of the inventory is **not** marketable now or in the future.

To determine loss, the value of the crop immediately before (FMVA) is compared with the value of the crop immediately after (FMVB) the disaster.

**Example:** A value loss crop suffers damage because of a hurricane. To determine whether the unit suffered an eligible loss at the time of disaster, determine the total value of the inventory present for the crop on the unit immediately before (FMVA) and after (FMVB) the disaster.

A Christmas tree operation lost 60 percent of the trees in a field because of the hurricane. Another 10 percent of the trees were damaged, but LA determined that these trees would recover and be marketable within a reasonable amount of time. The damaged 10 percent will **not** be included as a loss.

If the NAP participant obtains buy-up coverage, FMVA may **not** exceed the MDV selected by the producer for crops in that pay group. Additionally, if there is a subsequent loss of any crops in that same pay group in the same crop year, the subsequent FMVA may **not** exceed the remaining MDV available after the previous losses.

**\*--Example:** \$120,000 MDV was selected by the producer. An event occurred and the FMVA used in the calculation is \$80,000. If a subsequent loss occurs, the FMVA **cannot** exceed the total MDV originally selected; therefore, it will be capped at \$40,000 (\$120,000 - \$80,000 = \$40,000).--\*

**Note:** Producers may receive multiple payments throughout the year up to the applicable payment limitation.

**C Determining the Applicable Crop Year for Value Loss Crops**

Most value loss crops have the same defined crop year, October 1 through September 30. However, all nursery crops have a defined crop year of June 1 through May 31.

**\*--Example:** 2024 turfgrass sod crop year starts October 1, 2023, and ends September 30, 2024. If a hurricane occurs on October 8, 2023, the loss for turfgrass sod will be paid as a 2024 NAP crop.--\*

**900 General Provisions (Continued)****D Buy-Up Provisions**

All value loss crops are eligible for buy-up coverage. Buy-up coverage will be based on MDV elected by the producer. The premium will be calculated based on MDV.

**E Prevented Planting**

Prevented planting provisions are not applicable to any value loss crops/commodities.

**F Record Keeping**

\*--Producers are responsible for maintaining acceptable monthly inventory reports throughout the year and providing this inventory to COC at the time of loss. Failure to provide accurate monthly inventories will result in ineligibility for NAP payments.

**Exception:** Ginseng requires verifiable inventory records.

Producers are responsible for providing an accurate account of inventory to COC immediately following an eligible loss event. Post event inventory should be verified--\* by LA.

**901 Aquaculture****A Eligible Aquacultural Species**

Eligible aquacultural species are:

- any species of aquatic organisms grown as food for human consumption
- fish raised as feed for fish that are consumed by humans
- ornamental fish propagated and reared in an aquatic medium.

To be eligible for NAP assistance, eligible aquacultural species **must** be raised:

- by a commercial operator on private property
- in water in a controlled environment.

**\*--Note:** For aquaculture raised in the water column, “controlled environment” means the crop is in an acceptable growing location and environment.--\*

**B Eligible Causes of Loss**

NAP coverage is available for all eligible natural causes of loss to eligible aquaculture crop types, from damaging weather or adverse natural occurrences including drought.

**Note:** For mollusks that are **not** planted or seeded in containers, net pens, wire baskets, on ropes, or similar devices designed for containment and protection of the mollusks, the **only** eligible cause of loss of mollusks or missing mollusk inventory is a National Oceanic and Atmospheric Administration-determined tropical storm, typhoon, or hurricane.

**901 Aquaculture (Continued)****\*--C Ineligible Cause of Loss**

Losses not covered include, but are not limited to, the following:

- inability to market oysters as a direct result of quarantine, shellfish harvest ban, boycott, or refusal of a buyer to accept production
- collapse or failure of buildings or structures
- vandalism
- theft
- pollution
- oil spill
- predation
- failure of aquaculture to grow to a marketable size.

**D Crop Year**

The crop year for all aquacultural species is October 1 through September 30. The application closing date is September 30 of the ensuing crop year.

**E Growing Location**

The growing location is a lease parcel, permit or licensed area, whose boundaries are discernable above the water, and identified on a map that shows enough detail to distinguish seeded areas within the site.

GPS coordinates are required to identify all growing locations insured by leases, parcels, permits, or license numbered growing sites.--\*

For a producer to be considered eligible for NAP assistance on aquaculture, COC **must** determine the:

- producer owns or has leased property with readily identifiable boundaries or GPS coordinates
- owner or lessee has total control of the water column and/or the ground under the specific type of water.

## 901 Aquaculture (Continued)

**F Aquaculture Production Practices and Controlled Environment**

\* \* \*

\*--Eligible aquacultural species **must** be raised using generally recognized and acceptable production practices, such as:--\*

- placed in the designated grower's aquacultural facility or environment by the producer and **must not** be growing naturally in the facility or wild caught

**Note:** Indigenous species (occurring naturally) to the facility are **not** eligible.

- placed, planted, or seeded on property described in subparagraph D
- placed, planted, or seeded in containers, wire baskets, net pens, or similar devices designed for the protection and containment of the seeded aquacultural species.

The producer **must** provide evidence to COC's satisfaction and documented in the minutes that the "crop" is being controlled, maintained, and harvested according to normal practices. Evidence **must** prove that the aquatic environment is properly maintained and the potential hazards are being removed.

\* \* \* The aquatic environment **must** be under the control of the producer. Control means the operator of the facility or environment implements the following practices.

- **Flood prevention** including, but **not** limited to:
  - establishing or placing the aquacultural facility in an area **not** prone to flooding
  - in the case of raceways, devices or structures designed for the control of water level.
- **Growing media** that:
  - provides nutrients necessary for the production of the aquacultural species
  - protects the aquacultural species from harmful species or chemicals.
- **Fertilization or feeding** to obtain expected production results. Evidence of the fertilization or feeding to obtain expected production results **must** be provided by the producer at the request of COC. COC **must** be satisfied that the producer has an adequate supply of vitamins, minerals, or chemicals designed for controlling water quality and application equipment.
- **\*--Irrigation and water quality**, including aquaculture operators having recirculating systems, must be to ensure that the aquacultural species have adequate, quality water--\* or aquatic medium, and having equipment designed to control the chemical balance and oxygenation of water. COC **must** consider whether the source of water is adequate to ensure continued growth and survival of the aquacultural species.



## 901 Aquaculture (Continued)

**F Aquaculture Production Practices and Controlled Environment (Continued)**

- **Predator control** so that losses of aquacultural species, because of pressure from other aquatic or nonaquatic species or man are **not** a major factor. Producers **must** use the \*--following good aquaculture practices:
  - the aquatic species are **not** placed in an area prone to suffer loss from predators
  - the aquatic species are placed in an environment designed to prevent loss from predators
  - the operator of the aquaculture facility has control over the property on which the aquatic species are located by way of land ownership or lease
  - the operator of the aquaculture facility is free to conduct aquaculture operations--\* without interference from persons with no interest in the operation.
- **Disease control**, using an effective disease control program.

**Note:** Disease is **not** a recognizable cause of loss **unless** disease in the aquacultural species can be tied to damaging weather or other adverse natural occurrence.

**G Annual Crop Certification**

Aquacultural producers **must** file FSA-578 by September 30 for the ensuing aquacultural crop year, October 1 through September 30, according to paragraph 375.

Producers **must** certify on FSA-578 physical location of acreage or area where facility resides.

## 901 Aquaculture (Continued)

**H Eligible Operation Determination**

If CCC-576 is filed, the producer **must** provide records, as **required** by COC, to determine whether the aquacultural species are produced in an eligible facility or environment.

**Required** records include, but are **not** limited to:

- report of crop acreage or area where facility resides according to subparagraph F
- feeding and fertilization
- hatchery operation
- leases
- onsite specialized equipment
- predator control
- production site preparation
- production, inventory, or both
- proof of stocking levels
- reproduction
- water quality.

## 901 Aquaculture (Continued)

**I Establishing Natural Mortality Rates**

Natural mortality is used to account for the loss of aquacultural species. Causes of natural mortality can include disease, competition, predation, pollution, or any other natural factor.

Natural mortality rates **must** be established before the start of the ensuing crop year. On a State-by-State basis, STC's **must** establish natural mortality rates for each size of aquacultural species by obtaining recommendations from reliable sources, such as:

- aquaculture or shellfish associations
- FWS
- National Oceanic and Atmospheric Administration
- NIFA
- State Department of Natural Resources
- other applicable aquaculture organizations.

Natural mortality rates may be established based on the type of growing practices in the State. For example, if oysters are grown on the ocean floor with minimal protection, STC may determine the natural mortality is 60 percent, but if documentation shows the oysters are grown in a cage in the water column, the natural mortality is less; therefore, STC may establish a 45 percent natural mortality for that growing practice.

STC will submit all established mortality rates, with supporting documentation, to DAFP for concurrence before the start of the ensuing crop year (paragraph 11).

Natural mortality must be calculated and subtracted from the inventory **before** disaster before establishing FMVA. To calculate inventory (or value) before disaster less natural mortality:

- multiply the inventory (or value) before disaster times STC-approved natural mortality rate.
- subtract result from inventory (or value) before disaster.

**Example:** Inventory before disaster: \$100,000  
                   Natural Mortality Rate:  $\frac{\quad}{\quad} \times 0.20$   
                   Result:  $\frac{\quad}{\quad} \$ 20,000$   
                   \$100,000 - \$20,000 = \$80,000 FMVA **not** to exceed MDV (see paragraph 900)

**Note:** Each stage of growth has a separate value. All stages are used to determine the crop value and the crop loss.

STC will ensure the natural mortality rates are published after DAFP concurrence. County Offices will inform producers of the natural mortality provisions when they submit applications for coverage.

## 901 Aquaculture (Continued)

**J Eligible and Ineligible Causes of Loss**

Eligible causes of loss defined in paragraph 51 apply. The loss of eligible aquacultural species **must** be a **direct** result of an eligible cause of loss. For mollusks that are **not** planted or seeded in containers, net pens, wire baskets, on ropes, or similar devices designed for containment and protection of the mollusks, the **only** eligible cause of loss of mollusks or missing mollusk inventory will be a direct result of a National Oceanic and Atmospheric Administration-determined tropical storm, typhoon, or hurricane.

Further for all loss claim applications, losses because of managerial decisions or losses of aquacultural species normally incurred in the production cycle of the aquacultural species, that is, normal death losses, are **not** eligible. NAP does **not** provide protection against:

- brownout (Exhibit 2)
- failure of power supply
- the inability to market aquacultural species because of quarantine, boycott, or refusal of a buyer to accept production
- growing environments that do **not** meet the requirements of subparagraphs D and E
- collapse or failure of equipment or apparatus used in the aquacultural facility

**Example:** Damaging weather interrupts electrical power service causing an aquacultural facility's aeration equipment to fail. The loss of aquacultural species because of the lack of oxygen because of a failure of the aeration equipment is **not** eligible because natural disaster did **not** directly impact the aquacultural species.

- loss due to natural mortality.

## 901 Aquaculture (Continued)

**K Standard Units**

STC will convert aquacultural species or varieties to a standard unit of measure. Apply the following steps for each species or variety or grouping.

Step	Action	Example 1	Example 2	Example 3
1	Determine the applicable unit of measure and the value of each.	1 gallon of: <ul style="list-style-type: none"> <li>fingerlings = \$15</li> <li>9-inch fish = \$30</li> <li>12-inch fish = \$45</li> <li>15-inch fish = \$60</li> </ul>	1 pound of: <ul style="list-style-type: none"> <li>fingerlings = \$5</li> <li>9-inch fish = \$7</li> <li>12-inch fish = \$10</li> <li>15-inch fish = \$12</li> </ul>	1 9-inch fish = \$2.50 1 12-inch fish = \$4 1 15-inch fish = \$5.50
2	Determine the standard unit of measure and notify COC.	STC determined that the standard unit is 1 gallon of fingerlings.	STC determined that the standard unit is 1 pound of fingerlings.	STC determined that the standard unit is inches using the 9-inch fish.
3	Convert each unit of measure to a standard unit by using the ratio of values of each unit of measure.	$\$15 \div \$15 = 1$ unit $\$30 \div \$15 = 2$ units $\$45 \div \$15 = 3$ units $\$60 \div \$15 = 4$ units <p>The producer harvested 100 gallons of fingerlings, 50 gallons of 9-inch fish, 75 gallons of 12-inch fish, and 80 gallons of 15-inch fish. Therefore, the producer has 745 units.</p>	$\$5 \div \$5 = 1$ unit $\$7 \div \$5 = 1.4$ units $\$10 \div \$5 = 2$ units $\$12 \div \$5 = 2.4$ units <p>The producer harvested 2 pounds of fingerlings, 5 pounds of 9-inch fish, 10 pounds of 12-inch fish, and 20 pounds of 15-inch fish. Therefore, the producer has 77 units.</p>	$\$2.50 \div \$2.50 = 1$ unit $\$4 \div \$2.50 = 1.6$ units $\$5.50 \div \$2.50 = 2.2$ units <p>The producer harvested 10 9-inch fish, 5 12-inch fish, and 15 15-inch fish. Therefore, the producer has 51 units.</p>

**Note:** Some common units of measure for aquacultural species include, but are **not** limited to:

- gallons
- inches
- pieces
- pounds.

**901 Aquaculture (Continued)****L Calculating NAP Assistance for Aquaculture Losses**

See subparagraph 900 B for calculating losses of value loss crops.

Use CCC-576B for calculating NAP assistance for aquaculture losses.

The total loss of value of each pay type or variety within the pay group of aquacultural species in a unit **must** be in excess of the coverage level selected by the producer and be because of an eligible cause of loss.

For the crop to be considered a loss, the value of the crop must be reduced to zero. If the crop has any value, now or expected value in the future, it will count at full value at the time of disaster.

**Example:** Mollusk has 2 separate crops, clams (001) and oysters (002), that are each listed on separate CCC-576B's by crop and type on the unit.

**M Unharvested Payment Factors**

STC will establish unharvested payment factors for each type or variety of aquacultural species according to paragraph 279.

The approved unharvested payment factor will be applied to all aquacultural losses computed for payment, unless the producer can prove that the unit was harvested at the time of disaster or immediately after disaster. If the producer **cannot** show with documentary evidence that harvest of the unit, or portion of the unit, was performed at the time of disaster or immediately after the disaster that is the basis for the application, any loss calculated for payment will be paid at the unharvested payment rate. In no case will COC assume that harvest expenses were incurred at or near the time of disaster.

**Note:** Although harvest costs or access to a seine may be considered evidence, unless COC is satisfied that the payroll or seine was used for harvest of the crop or commodity, that evidence is **not** relevant to the question of applying the payment factor. The producer **must** prove to COC's satisfaction that the unit or specific pond, etc. was harvested at the time of disaster or immediately after the disaster.

**902 Christmas Trees****A Eligible Loss**

The total value of Christmas trees present on the unit at the time of disaster **must** be reduced by more than the coverage level selected by the producer because of an eligible cause of loss to be eligible for NAP payment. Consider **only** trees present on the unit at the time of disaster (FMVA) when determining the unit's pre-disaster value of Christmas trees. For an individual Christmas tree to be considered a loss, the value of the tree **must** be reduced to zero. A Christmas tree having any value as a Christmas tree, or a damaged Christmas tree that may rejuvenate and re-establish value as a Christmas tree, will count as full value based on the age of the tree at the time of disaster.

Use CCC-576B for calculating Christmas tree loss and payment.

**B Crop Year**

The crop year for Christmas tree crops is from October 1 through September 30.

**C Unit of Measure**

The unit of measure for all Christmas trees is piece.

**D Report of Crop Acreage**

Christmas tree producers **must** file FSA-578 by September 30 for the ensuing Christmas tree crop year, October 1 through September 30, according to paragraph 375.

In addition to providing information **required** in paragraph 375, the producer **must** report the:

- dates of planting of all trees by location on a map
- number of trees by date of planting
- acres
- removal or loss of any trees after the filing of the acreage report within 15 calendar days of the removal or loss.





**902 Christmas Trees (Continued)**

**E Average Market Price**

STC will:

- establish the average age of mature Christmas trees
- establish a percent of the average market price for each year the tree has been planted
- use graduated price codes to identify the established market prices by the age of the tree.

**\*--F Unharvested Payment Factors--\***

\* \* \*

Any NAP payment computed for the loss of Christmas trees on a unit will have the  
\*--unharvested payment factor applied, as listed in NCT. STC will establish unharvested  
payment factors for each type or variety of christmas tree according to paragraph 279.--\*

**903 Floriculture****A Eligible Floriculture Crops**

Eligible floriculture consists of the commercial production of:

- field-grown flowers, including flowers planted in containers or other growing mediums, maintained in a field setting, according to industry standards, as determined by COC

**Note:** If crop insurance is available for any field or container-grown floriculture crop, NAP coverage is **not** be available.

- tubers and bulbs for use as propagation stock of eligible floriculture
- seed for propagation of eligible floriculture.

To be eligible for NAP assistance, eligible floriculture crops **must** be grown:

- on private property according to subparagraph C
- in an environment suitable to successful production of a particular species of floriculture, as determined by STC, in consideration of available data, such as USDA hardiness zone for each species of floriculture, NIFA, etc.

**B Crop Year**

The crop year for all floriculture crops is October 1 through September 30.

**C Private Property**

For a producer to be considered eligible for NAP assistance on floriculture crops, COC **must** determine the:

- producer owns or has leased property with readily identifiable boundaries
- owner or lessee has total control of the floriculture crops, as well as tubers and bulbs being grown as propagation stock for commercial production.

## 903 Floriculture (Continued)

**D Controlled Environment**

See Exhibit 2 for the definition of controlled environment.

Eligible floriculture crops grown in containers, or other growing medium, **must** be placed in a field environment and have appropriate and timely application of nutrient solution conducive to expected plant production.

**Notes:** Species indigenous to the field environment are **not** eligible.

COC **must** determine that flowers planted in containers or other growing medium, but maintained in a field environment, is customary and suitable for the area. This **must** be verified by an industry specialist that the practice is acceptable as a commercial floricultural operation for the area.

The entire floriculture environment **must** be under the control of the producer. Control means the producer of the floriculture operation implements the following practices at a minimum.

- **Growing medium** that:
  - provides nutrients necessary for the production of the floricultural crops
  - protects the floricultural crops from harmful species or chemicals.
- **Nutrients or feeding** to obtain expected production results. Evidence of this practice **must** be provided by the producer at the request of COC. COC **must** be satisfied that the producer has an adequate supply of minerals or other nutrients designed to obtain expected production results from plant-nutrient solution.

## 903 Floriculture (Continued)

**D Controlled Environment (Continued)**

- **Irrigation and water quality** so that drought is **not** a major peril, because all floriculture operators **must** have systems and practices in place to ensure that the floricultural crops have adequate, quality water, and substrate medium. This includes having equipment designed to control the nutrient balance, fertilization, and water. COC **must** consider whether the:
  - source of water is adequate to ensure continued growth and survival of the floriculture crops even in the event of severe drought
  - floriculture environment sustained losses in previous years because of water shortages or water supply interruption. If so, list corrective actions that have been taken.
- **Insect infestation and disease control** because floriculture crop losses because of insect invasion would **not** be a major factor if the following good floricultural practices are followed:
  - the floricultural species are placed in an environment with properly maintained equipment designed to prevent loss from insects
  - the operator of the floricultural environment has control over the property where the floricultural crops are located by way of land ownership or lease
  - the operator of the floricultural environment is free to conduct floricultural operations without interference from persons with no interest in the operation.

**Note:** Disease from pests is **not** a recognizable cause of loss unless disease in the floricultural species can be tied to damaging weather or other adverse natural occurrence. The operator of the floricultural environment **must** implement an effective disease control program.

**903 Floriculture (Continued)****E Annual Crop Certification**

Floriculture producers **must** file FSA-578, by September 30, for the ensuing crop year according to paragraph 375.

Producers **must** certify on FSA-578 physical location of acreage where the floriculture facility resides.

**F Eligible Operation Determination**

If CCC-576 is filed, the producer **must** provide records that the COC requires is needed to determine whether the floricultural species are produced in an adequate and suitable environment. Required records include, but are **not** limited to:

- fertilization and nutrient solutions
- growing medium for containerized crops
- horticultural production site preparation
- irrigation details, if applicable
- leases
- onsite specialized equipment
- propagation stock
- rodent and wildlife control
- weed, insect, pest, and disease control.

**G Ineligible Causes of Loss**

Eligible causes of loss defined in paragraph 51 apply. The loss of eligible floricultural crops **must** be a **direct** result of natural disaster. Losses because of managerial decisions \* \* \* are **not** eligible. NAP does **not** provide protection against:

- the inability to market floricultural species because of quarantine, boycott, or refusal of a buyer to accept production
- units that are **not** growing in environments completely meeting the requirements of subparagraphs C and D
- collapse or failure of equipment or apparatus used in the floriculture production.

**\*--H Pay Group**

All sizes or values of a type or variety of floricultural species will be summarized as 1 crop for crop and unit loss purposes. All floriculture has the same pay crop, pay type code.--\*

**903 Floriculture (Continued)****\*--I Inventory Values**

STC's will establish an average price for each specific flower or plant.

All sizes or values of a type or variety of floricultural species will be summarized as 1 crop for crop and unit loss purposes. All floriculture has the same pay crop, pay type code.

Inventory values are based on the inventory present multiplied by the lesser of the:

- average market price set by the STC or
- producer's price normally received for the crop.

**Note:** The inventory values must be reviewed and documented in the COC minutes.

For cut flowers, the inventory must only be representative of marketable flowers (or stems for greenery). It does not include buds or other stems that did not have a marketable flower at the time of the event.

No loss to a perennial bulb or tuber because of natural disaster will be included in the loss calculation, unless COC determines it is a common practice for the producer to sell the seed tuber or bulb as a crop.

Inventory after the disaster (FMVB) will:

- account for all floricultural crops, including annual, biannual, and biennial crops present on the unit at the time of the natural disaster
- exclude cut flowers and bulbs or tubers dug from the soil.

**Notes:** Tubers or bulbs sold as a crop are not value loss crops but must be included in a loss calculation because the yield-based crop and value loss crop are in the same pay group.

Although annual plants can be planted in multiple planting windows throughout the year, separate planting periods will not need to be established by the County Office because the determination of loss is based on inventory present at the time of the disaster, which is FMVA compared to FMVB.

**Examples:** Producer has 10,000 peony plants in full bloom and ready to be cut. A disaster event occurs, and LA determines the plants had an average of 5 flowers per plant. The inventory before the event is 50,000 stems

Producer planted 1,000 sunflowers in the early spring. A disaster event occurred 4 weeks later before a stem or bloom was present. The FMVA is 0 because the plant had not produced a bud or marketable flower at the time of the event.

## 903 Floriculture (Continued)

**J Calculating Eligible Loss**

To determine whether a controlled environment crop on the unit has suffered an eligible loss at the time of natural disaster, determine the total value of the inventory present on the unit immediately before (FMVA) and after (FMVB) the disaster.

**\*--Notes:** Harvested inventory, such as cut flowers removed from the plant, or bulbs or tubers removed from the substratum before the disaster, are **not** eligible for NAP payment.

Flower seed, including tubers and bulbs, is a yield-based crop and would be reported on the FSA-578 using Flowers (type), to keep the crop separate from Flowers (MIXED CUT), and loss will be calculated using CCC-576, "Part D - Appraisal or Report of Production" if the producer is harvesting them as part of the commercial operation.--\*

Use CCC-576B for calculating NAP assistance for floriculture losses.

For the crop to be considered a loss, the value of the crop must be reduced to zero. If the crop has any value, now or in the future, it will count at full value at the time of disaster.

**\*--The total loss of value of each type or variety of floricultural crops, within the pay group,--\*** will be summarized in a unit. The loss **must** be in excess of the coverage level selected by the producer and be the direct result of a natural disaster.

**Note:** \* \* \*

Although annual plants can be planted in multiple-planting windows throughout the \*--year, separate planting periods will **not** need to be established by the County Office, because the determination of loss is based on inventory present at the time of the--\* disaster, which is FMVA compared to FMVB.

**K Unharvested Payment Factor**

Any payment computed for loss of floriculture will have the unharvested payment factor applied, as listed in NTC. STC will establish unharvested payment factor for floriculture according to paragraph 279.

## 904 Ginseng

## A Eligible Ginseng

Eligible ginseng includes the following:

- seed that meets the industry standard for germination
- rootlet as transplants
- mature root stocks at least 3 years of age that are grown in a controlled and cultivatable environment on private property for commercial sale as food.

**Note:** Ginseng root is a value loss crop, and seed is a yield-based crop. Both are the same crop and type.

Eligible ginseng crops do **not** include the following:

- varieties grown solely for medicinal purposes
- plants cultivated in a woodland plot or garden for the purpose of producing a crop
- indigenous ginseng (naturally occurring)
- wild ginseng rootlets that are harvested and transplanted from woodland grown ginseng.

All ginseng producers are:

- **required** to hold a valid registered grower's license and/or valid shipment certificate, as **required**, which is issued by the State Department of Agriculture

**Note:** COC **must** verify and document the validity of the license held by each ginseng producer.

- subject to food regulations administered by FDA.



**904 Ginseng (Continued)****B Definition of Ginseng**

Ginseng, for crop production, means mature root, immature rootlet intended for transplant, **and** seed; therefore, the loss for ginseng **must** include the value loss for seed, mature root, and rootlet.

**C Crop Year**

The crop year for ginseng is from October 1 through September 30.

**D Controlled Environment**

See Exhibit 2 for the definition of controlled environment.

The ginseng producer **must** either own or lease the property whereupon the ginseng is located. Eligible cultivated ginseng **must** be grown on an identifiable plot with all plant needs supplied and under the control of the commercial producer, and **must not** be indigenous (growing wild). The plot **must** be managed and cared for using good ginseng growing practices.

## 904 Ginseng (Continued)

**E Good Ginseng Growing Practices**

Although recognized good ginseng practices will vary depending on the USDA plant hardiness zone for the ginseng location and type of ginseng grown, certain practices are recognized and followed by all ginseng operators. These include, but are **not** limited to, the following.

- **Fertilization is required** to obtain expected results. Evidence of fertilizer practices **must** be provided by the producer at the request of COC.
- **Growing practices** for preventing blight, damp-off, root rot, and other problems **require**, at a minimum, the following practices:
  - raised planting beds, whether flat beds or rounded beds, with no contour farming
  - soil types that provide good drainage, such as:
    - slightly acidic loamy soil
    - loose friable soil over a compacted clay soil
    - soil rich in organic matter with a pH level between 5.5 to 6.5
    - 75 to 80 percent shade requirement
    - acceptable air circulation, such as walkways or cleared areas around beds.
- **Irrigation**, if the standard practice, drought is **not** an eligible cause of loss. Therefore, COC **must** ensure ginseng producers have systems and practices in place to provide adequate quality water.
- **Pest, weed, and disease control** evidence **must** be provided by the producer for evidence of insect and other predators, weed, and disease control practices.

## 904 Ginseng (Continued)

**F Inventory List**

**Verifiable inventory and commercial sales records must** be maintained by the producer for ginseng stock throughout the crop year.

A verifiable inventory **must** be provided to COC, within 15 calendar days after notice of loss is filed, or date damage to crop is apparent to the producer. Records **must** be acceptable to COC and include verifiable or reliable:

- root inventory, such as contemporaneous measurements, including rootlet or seed spacing, seed or rootlet receipts, and diaries, as necessary, to verify information provided by the producer

**Note:** Inventory **must** indicate rootlet, if applicable, by age.

- commercial receipts, settlement sheets, warehouse ledger sheets, scale tickets, and diaries, as necessary, to verify the eligible crop was sold or, otherwise, disposed of through commercial channels
- appraisal information from an FSA-certified LA or authorized COC representative.

**G Units of Measure**

The unit of measure for all ginseng roots is the rootlet, piece, or seed is pound.

## 904 Ginseng (Continued)

**H Average Market Price**

STC will:

- establish the average age of mature ginseng roots
- establish the average wholesale market value for each year the root has exceeded the established age of mature roots
- immature roots (less than 3 years of age) will be established with zero value **except** when reported as a transplant for propagation purposes on FSA-578
- establish the average market price of eligible seed and root stock.

**I Ineligible Losses**

NAP covers ginseng against losses of value sustained because of a natural disaster. Before any NAP payment can be approved for ginseng losses, COC **must** be satisfied that the provisions of subparagraphs D and E are met. The loss of eligible ginseng **must** be a **direct** result of a natural disaster. NAP does **not** provide protection against:

- ginseng grown in a region, USDA hardiness zone, or environment **not** conducive to successful production, or plants where mandatory or recommended growing requirements are **not** met
- pathogen or disease, unless COC can conclude with verifiable evidence that such was the direct result of natural disaster
- the inability to market ginseng because of quarantine, boycott, or refusal of a buyer to accept production

**904 Ginseng (Continued)****I Ineligible Losses (Continued)**

- inadequate weed control
- improper soil pH adjustment
- improper fertilization
- lack of:
  - adequate irrigation practice, where applicable, or an insufficient water supply source to ensure continuation of a good irrigation practice
  - loss prevention measures to control insects, predators (such as voles, field mice, grubs, wireworms) fungus and disease
- applicants who fail to provide a report of inventory for all ginseng on a NAP unit to a CCC representative, if requested
- applicants who fail to maintain or refuse to provide production and sales records necessary to determine the value of eligible ginseng
- applicants who refuse to allow LA to verify loss by physically removing representative samples
- applicants who misrepresent any material facts related to all aspects of the production of their ginseng crop.

## 904 Ginseng (Continued)

**J Annual Crop Certification**

Ginseng producers **must** file FSA-578 by September 30 for the ensuing ginseng crop year of October 1 through September 30, according to paragraph 375.

Producers **must** certify on FSA-578 physical location of acreage where facility resides.

**K Crop Definition**

Ginseng includes all eligible plant species, sizes, and intended uses.

**L Determining Unit Loss for Ginseng Seed**

Ginseng root, including rootlet, and seed have different units of expression. Ginseng seed is a yield-based crop, and loss will be calculated using CCC-576, Part D.

**\*--M Calculating Ineligible Loss**

If a portion of the loss is attributable to an ineligible cause of loss the COC will determine the percentage and reduce the FMVA accordingly as follows:

The value of ineligible causes of loss must be calculated and subtracted from the inventory **before** disaster before establishing FMVA. To calculate inventory before disaster less ineligible cause(s) of loss:

- multiply the inventory before disaster times COC-approved ineligible cause of loss percentage.
- subtract result from inventory before disaster.

**Example:** Inventory before disaster: 100,000  
 COC-approved ineligible cause of loss  
 percentage x 0.20 Result: 20,000  
 $100,000 - 20,000 = 80,000$  FMVA **not** to exceed MDV (see paragraph 900)

**Note:** Each stage of growth has a separate value. All stages are used to determine the crop value and the crop loss.--\*

## 904 Ginseng (Continued)

**N Calculating Eligible Loss**

To calculate the loss for ginseng roots, COC **must** complete the following calculations. The results of these calculations will be data loaded into CCC-576.

Step	Calculations
1	<p>Determine FMVA.</p> <ul style="list-style-type: none"> <li>For the roots present immediately before the disaster, add the number of roots of each age of maturity and multiply the number of these roots times the appropriate average market price adjusted for the age of the roots.</li> </ul> <p><b>Example:</b> STC established 3 years from planting as the average number of years to maturity for ginseng root. If the average price of a mature ginseng root is \$5 per root, immature root 2 years old would be valued at \$0 (unless it was a transplant). A 7-year old root would have a market value of \$5 per root.</p> <p><b>Note:</b> Ginseng <b>must</b> be mature before it has value, unless rootlet for propagation stock.</p> <ul style="list-style-type: none"> <li>Total the value of all roots (all ages) present on the unit immediately before the onset of disaster.</li> </ul>
2	<p>Determine the:</p> <ul style="list-style-type: none"> <li>dollar value of inventory after disaster (FMVB)</li> <li>post disaster inventory from either LA report and/or acceptable or verifiable records for the number of roots having dollar value.</li> </ul> <p><b>Note:</b> Any roots listed in step 1 having any dollar value, or which may rejuvenate or re-establish value, will be counted as having the assigned value in step 1.</p>

**O Unharvested Payment Factors**

The approved unharvested payment factor will be applied to all ginseng (roots only) computed for payment, unless the producer can prove the unit was harvested \* \* \*. If the producer cannot show with documentary evidence that harvest of the unit, or portion of the unit was performed \* \* \*, any loss calculated for the payment will be paid at the unharvested payment rate. In no case will COC assume the harvest expenses were incurred at or near time of disaster. The STC will establish the unharvested payment factor for ginseng according to paragraph 279.

**905 Mushrooms****A Eligible Mushroom Crops**

Eligible mushrooms are grown for human consumption and **must** be grown:

- by a commercial operator on private property
- in an enclosed controlled environment.

**B Crop Year**

The crop year for all mushroom crops is October 1 through September 30.

**Note:** Loss is determined by comparing the value of inventory immediately before (FMVA) to value of inventory immediately after (FMVB) the disaster.

**C Private Property**

For a producer to be considered eligible for NAP assistance on mushrooms, COC **must** determine:

- producer owns or has leased property with readily identifiable boundaries
- producer is the owner or lessee
- producer has total environmental control of the enclosed mushroom facility.

**D Controlled Environment**

See Exhibit 2 for the definition of controlled environment.

Eligible mushrooms **must** be:

- placed in the enclosed facility by the producer and **must not** be growing naturally in the facility

**Note:** Indigenous species (occurring naturally) in the facility are **not** eligible.

- growing on property described in subparagraph C.



**905 Mushrooms (Continued)****E Annual Crop Certification**

Mushroom producers **must** file FSA-578 by September 30 for the ensuing crop year according to paragraph 375.

Producers **must** certify on FSA-578 the physical location of acreage where facility resides.

Producers are also responsible for maintaining monthly inventory reports and providing this inventory to the County Office at the time of loss. Failure to provide accurate monthly inventories will result in ineligibility for payment.

Producers are responsible for providing updated inventory to the County Office immediately following a natural disaster. This after disaster (FMVB) inventory **must** be verified by LA.

**F Eligible Operation Determination**

If CCC-576 is filed, the producer **must** provide records that COC requires to determine whether the mushroom species declared are produced in an eligible facility. Required records may include, but are **not** limited to:

- habitat and nutrient base (substrate **must** be sterilized by heat treatment)
- insect, predator and disease control efforts and prevention plan
- leases
- water quality
- lighting
- onsite specialized equipment (temperature and humidity control)
- positive air pressurization and filtration (serially filtered fresh air, with 1 electrostatic filter)
- footbath for sterile environment
- horticultural production site preparation.

## 905 Mushrooms (Continued)

**G Ineligible Disaster Conditions**

Eligible disaster conditions defined in paragraph 51 apply. The loss of eligible mushrooms **must** be a **direct** result of natural disaster. Losses because of managerial decisions \* \* \* are **not** eligible. NAP does **not** provide protection against:

- brownout (Exhibit 2)
- failure of power supply
- the inability to market mushroom species because of quarantine, boycott, or refusal of a buyer to accept production
- units that are **not** growing in a controlled environment completely meeting the requirements of subparagraphs C and D
- collapse or failure of equipment or apparatus used in the mushroom facility
- disease contracted from outside of an enclosed facility by a carrier (pathogen or microorganism transmitted from un-sterilized clothing entering facility).

**H Grouping**

Nationally, different species or varieties that vary insignificantly in price have been grouped. All sizes or values of a type or variety of mushroom species will be summarized as 1 crop for crop for unit loss purposes.

## 905 Mushrooms (Continued)

**I Calculating Eligible Loss**

Mushroom species are considered controlled environment crops.

To determine whether a controlled environment crop on the unit has suffered an eligible loss at the time of a natural disaster, determine the total value of the inventory present on the unit immediately before (FMVA) and after (FMVB) the disaster.

Use CCC-576B for calculating NAP assistance for mushroom losses.

The loss calculation for mushrooms is premised upon the stock having a zero value after the natural disaster. Mushrooms with any dollar value are counted as full value, because quality adjustments are **not** permitted under NAP.

The total loss of value of each type or variety of mushroom, within the grouping, will be summarized in a unit and **must** be in excess of the coverage level selected by the producer. The loss **must** be directly attributable to a natural disaster.

**\*--J Unharvested Payment Factors--\***

\* \* \*

Unharvested payment factors for each type or variety of mushroom will be recommended to DAFP for approval.

The approved unharvested payment factor will be applied to all mushroom losses computed for payment, unless the producer can prove that the unit was harvested at the time of disaster or immediately after disaster. If the producer **cannot** show with documentary evidence that harvest of the unit, or portion of the unit, was performed at the time of disaster or immediately after the disaster, which is the basis for the application, any loss calculated for payment will be paid at the unharvested payment rate. In no case will COC assume that harvest expenses were incurred at or near the time of disaster.

## 906 Ornamental Nursery

**A Eligible Ornamental Nursery**

Eligible ornamental nursery includes decorative plants grown in a container or controlled environment for commercial sale.

Eligible nursery inventory include, but are **not** limited to, the following:

- deciduous shrubs, broadleaf evergreens, coniferous evergreens, shade and flowering trees, etc.
- containerized crops grown in a controlled environment

**Example:** Flowering kale (crop code “4000”, crop type “FLW”) will be identified under nursery, crop code “1010”.

- stock for use as propagation in a commercial ornamental nursery operation.

**Note:** See paragraph 907 for inventory of propagation stock nonornamental nursery.

Eligible ornamental nursery inventory does **not** include the following:

- insurable nursery crops, whether ornamental or nonornamental

**\*--Note:** This includes any plant variety insured by RMA for the State and county. See subparagraph H for further explanation.

**Example:** RMA offers nursery policies to nurseries that receive at least 50 percent of the gross income from the wholesale marketing of nursery crops. In this example, a nursery grows and sells a large variety of plants as a normal business and all are on the Eligible Plant List as being insurable. However, since this nursery has a history of selling more than 50 percent of their production at retail, RMA will **not** offer coverage. This ineligibility for RMA coverage does **not** automatically make this producer eligible for NAP coverage. As long as RMA offers either CAT level or buy-up coverage on a crop, NAP is **not** available. Producers who choose to grow or market their insurable crops or plants in a manner which results in their ineligibility for crop insurance are also **not** eligible for NAP.--\*

- edible varieties
- plants produced for reforestation purposes or for the purpose of producing a crop for which NAP does **not** provide protection.

**Note:** Producers desiring NAP coverage for propagation stock nonornamental nursery **must** purchase that NAP coverage according to paragraph 907. This inventory will **not** be covered or considered part of the ornamental nursery crop unit for NAP.

**906 Ornamental Nursery (Continued)****B Ornamental Nursery Crop Year**

The beginning and ending dates are from June 1 through May 31.

**Note:** Loss is determined by comparing the value of eligible nursery inventory immediately before (FMVA) to value of eligible nursery inventory immediately after (FMVB) the disaster.

**C Controlled Environment**

See Exhibit 2 for the definition of controlled environment. The ornamental nursery producer **must** either own or lease the property upon which the ornamental nursery stock is located. Eligible nursery stock **must** be placed in the ornamental nursery facility by the producer and **must not** be indigenous to the facility. The facility **must** be managed and cared for using good nursery growing practices.

**D Good Nursery Growing Practices**

Although definitions of good nursery growing practices may vary from 1 geographical region to another, certain practices are recognized and followed by all nursery operators. These include, but are **not** limited to, the following.

- **Fertilization** to obtain expected production results. Evidence of this practice **must** be provided by the producer at the request of COC. COC **must** be satisfied that the producer has incorporated an adequate supply of soluble or dry fertilizer and has the appropriate application equipment.
- **Flood prevention**, including, but **not** limited to:
  - containerized stock placed in a raised area above expected flood level
  - drainage facilities provided, such as:
    - drainage ditches or tile
    - gravel, cinder, or sand base.

**Exception:** Does **not** apply to field-grown nursery stock.

## 906 Ornamental Nursery (Continued)

**D Good Nursery Growing Practices (Continued)**

- **Growing media** for preventing “root rot” and other media-related problems **requires** the following practices:
  - well-drained media with a minimum 20 percent air pore space
  - pH adjustment for the type of plant produced.

**Exception:** Does **not** apply to field-grown nursery stock.

- **Irrigation** so that drought is **not** a major peril, because all nursery operators **must** have irrigation systems and practices in place. COC **must** consider all of the following:
  - whether the source of water is adequate to ensure continuation of nursery stock irrigation practices even in the event of severe drought
  - whether the nursery operation sustained losses in the past because of water shortages or water supply interruption, and if any corrective actions have been taken

**Note:** Corrective actions **must** be documented in COC minutes.

- the type of irrigation system the nursery has in use.
- **Insect infestation and disease control** so that insect infestation or disease are **not** major contributing factors when determining eligible loss of ornamental nursery stock.

**Note:** Nurseries generally adhere to routine pesticide spraying or dusting schedule whether they perform the application or they contract it out. Nurseries that perform their own application should have supportive records indicating an adequate supply of pesticides, appropriate for the type of plants grown, and availability of spraying or dusting equipment.

## 906 Ornamental Nursery (Continued)

**D Good Nursery Growing Practices (Continued)**

- **Rodent and wildlife control** because damage caused by rodents and wildlife is **not** an eligible cause of loss. This damage should be minimized by using the following:
  - mowing periphery of nursery in autumn
  - treating periphery of nursery with rodenticide
  - placing mouse bait in storage structures and in areas of straw and hay usage
  - fencing nursery periphery if deer or other wildlife are prevalent in the area.
- **Weed control** including, in addition to visual inspection of the ornamental nursery facility for adequate weed control, the nursery should have cultivation and/or herbicide application equipment available.
- **Over winterization** including the availability and use of adequate winter protection, because winter protection is a major consideration in assessing the acceptable level of risk. Recognized good nursery practices will vary depending on the USDA plant hardiness zone for the nursery location and type of nursery stock grown; therefore, COC **must** consider whether the:
  - winter protection is adequate to prevent loss from frost and freezing temperatures
  - nursery operation sustained losses in the past because of frost or freeze and if any corrective actions have been taken.

**Note:** Corrective actions **must** be documented in COC minutes.

## 906 Ornamental Nursery (Continued)

**E Unacceptable Risks**

NAP covers ornamental nursery against losses of value sustained because of natural disaster. Before any NAP payment can be approved for ornamental nursery losses, COC **must** be satisfied that the provisions of subparagraphs C and D are met. Some risks that are unacceptable and for which NAP will **not** provide assistance include, but are **not** limited to:

- nursery stock grown in a region, USDA hardiness zone, or environment **not** conducive to successful production or plants for which mandatory or recommended storage requirements are **not** met

**Note:** The FCIC Actuarial Table, which specifies plants eligible for insurance and any mandatory or recommended storage for these plants in each hardiness zone defined by the Department, **must** be reviewed.

- nurseries that do **not** follow recognized good nursery growing practices described in subparagraph D
- lack of:
  - adequate and acceptable winter storage protection for containerized nursery stock plant species in the “MANDATORY” over winterization category
  - adequate irrigation practice or an insufficient water supply source to ensure continuation of a good irrigation practice
  - loss prevention measures to control probable loss because of insects and/or disease, rodents, and wildlife
- applicants who fail to maintain and provide a report of inventory for all nursery stock in a county
- applicants who fail to maintain or refuse to provide production and sales records necessary to determine the amount of value of eligible ornamental nursery stock
- applicants who misrepresent any material facts related to any aspect of the ornamental nursery operation.



## 906 Ornamental Nursery (Continued)

**F Annual Crop Certification**

Ornamental nursery producers **must** file FSA-578 by May 31 for the ensuing ornamental nursery crop year June 1 through May 31, according to paragraph 375.

Producers **must** certify on FSA-578 physical location of acreage where facility resides.

**G Ineligible Disaster Conditions**

If CCC-576 is filed, the eligible disaster conditions in paragraph 51 apply, **except** drought. The loss of eligible ornamental nursery stock **must** be a **direct** result of a natural disaster. NAP does **not** provide protection against:

- brownout (Exhibit 2)
- failure of power supply
- the inability to market nursery stock because of quarantine, boycott, or refusal of a buyer to accept production
- fire, where weeds and other forms of undergrowth in the vicinity of the nursery stock or building on the property have **not** been controlled
- collapse or failure of buildings or structures.

**H Crop Definition**

Ornamental nursery includes all eligible plant species and sizes. It does **not** include any plant species or sizes for which CAT or additional levels of coverage are available from RMA.

**References:** The Nursery Crop Insurance Program, FCIC Eligible Plant List and Plant \*--Price Schedule are available at <https://www.rma.usda.gov/en/Information-Tools/Nursery-Inventory-Software-EPLPPS>.

A list of plants covered by RMA is available on the DAFP Intranet site at <https://inside.fsa.usda.gov/program-areas/dafp/dap/nap/index>. This list will be updated annually.--\*

**906 Ornamental Nursery (Continued)****I Wholesale Market Value**

Wholesale market value is the total dollar valuation of all eligible stock in the unit at any time. Values are based on the producer's wholesale price list, if properly supported by records, less the maximum discount, which is stated in dollar terms, granted to any buyer.

COC will examine each ornamental nursery producer's wholesale price list to determine whether prices, for each type, variety, and size of plant, are reasonable. If prices appear unreasonable for any plant within the inventory, STC will establish the wholesale price for this plant.

**J Calculating Eligible Loss**

The loss calculation for ornamental nursery will be based upon the ornamental nursery stock having no dollar value following the disaster. Ornamental nursery stock having any dollar value will be counted as full value because quality adjustments for NAP are **not** authorized. Further, damaged plants that are determined able to rejuvenate or plants merely stunted or delayed for harvest will be counted as full value.

The total loss of value of all eligible ornamental nursery stock present on a unit at the time of disaster **must** be reduced by more than the coverage level selected by the producer before any payment can be made.

Use CCC-576B for calculating NAP assistance for ornamental nursery losses on a unit.

**\*--K Unharvested Payment Factors--\***

\* \* \*

The 2 unharvested payment factors for ornamental nursery are:

- 100 percent, for container-grown ornamental nursery
- 75 percent, for field-grown, or non-container grown nursery stock.

**907 Propagation Stock Nonornamental Nursery Seed****A Propagation Stock Nonornamental Nursery**

Similar to the manner which NAP benefits are determined and calculated for ornamental nursery under value loss, NAP assistance will be available for non-decorative plants grown in a container or controlled environment for commercial sale as a seed stock plant or propagation stock that may include inventory of:

- edible varieties of fruit or nut seedlings grown for sale as seed stock for commercial orchard operations growing the fruit or nut
- edible varieties of vegetable seedlings grown for sale as seed stock for commercial operations growing vegetables
- non-decorative nursery plants are propagation stock that produce eligible NAP crops in commercial operations
- stock for use as propagation in a commercial nonornamental nursery operation.

**Note:** Propagation stock nonornamental nursery is a separate crop from ornamental nursery.

Eligible nonornamental nursery inventory does **not** include the following:

- \*--insurable nursery crops, whether ornamental or nonornamental

**Note:** This includes any plant variety insured by RMA for the State and county. See subparagraph H for further explanation.

**Example:** RMA offers nursery policies to nurseries that receive at least 50 percent of the gross income from the wholesale marketing of nursery crops. In this example, a nursery grows and sells a large variety of plants as a normal business and all are on the Eligible Plant List as being insurable. However, because this nursery has a history of selling more than 50 percent of their production at retail, RMA will **not** offer coverage. This ineligibility for RMA coverage does **not** automatically make this producer eligible for NAP coverage. As long as RMA offers either CAT level or buy-up coverage on a crop, NAP is **not** available. Producers who choose to grow or market their insurable crops or plants in a manner that results in their ineligibility for crop insurance are also **not** eligible for NAP.--\*

- plants produced for reforestation purposes or for the purpose of producing a crop for which NAP does **not** provide protection.

**B Propagation Stock Nonornamental Nursery Crop Year**

The crop year beginning and ending dates are from June 1 through May 31.

**907 Propagation Stock Nonornamental Nursery Seed (Continued)****C Controlled Environment**

See Exhibit 2 for the definition of controlled environment. A seed or propagation stock nonornamental nursery producer **must** either own or lease the property on which the nursery stock is located. Eligible nursery stock **must** be placed in the nursery facility by the producer and **must not** be indigenous to the facility. The facility **must** be managed and cared for using good nursery growing practices.

**D Good Nursery Growing Practices**

Although definitions of good nursery growing practices may vary from 1 geographical region to another, certain practices are recognized and followed by all nursery operators. These include, but are **not** limited to, the following.

- **Fertilization** to obtain expected production results. Evidence of this practice **must** be provided by the producer at the request of COC. COC **must** be satisfied that the producer has incorporated an adequate supply of soluble or dry fertilizer and has the appropriate application equipment.
- **Flood prevention**, including, but **not** limited to:
  - containerized stock placed in a raised area above expected flood level
  - drainage facilities provided, such as:
    - drainage ditches or tile
    - gravel, cinder, or sand base.

**Exception:** Does **not** apply to field-grown nursery stock.

- **Growing media** for preventing “root rot” and other media-related problems **requires** the following practices:
  - well-drained media with a minimum 20 percent air pore space
  - pH adjustment for the type of plant produced.

**Exception:** Does **not** apply to field-grown nursery stock.

## 907 Propagation Stock Nonornamental Nursery Seed (Continued)

**D Good Nursery Growing Practices (Continued)**

- **Irrigation** so that drought is **not** a major peril, because all nursery operators **must** have irrigation systems and practices in place. COC **must** consider all of the following:
  - whether the source of water is adequate to ensure continuation of nursery stock irrigation practices even in the event of severe drought
  - whether the nursery operation sustained losses in the past because of water shortages or water supply interruption, and if any corrective actions have been taken

**Note:** Corrective actions **must** be documented in COC minutes.

- the type of irrigation system the nursery has in use.
- **Insect infestation and disease control** so that insect infestation or disease are **not** major contributing factors when determining eligible loss of ornamental nursery stock.

**Note:** Nurseries generally adhere to routine pesticide spraying or dusting schedule whether they perform the application or they contract it out. Nurseries that perform their own application should have supportive records indicating an adequate supply of pesticides, appropriate for the type of plants grown, and availability of spraying or dusting equipment.

- **Rodent and wildlife control** because damage caused by rodents and wildlife is **not** an eligible cause of loss. This damage should be minimized by using the following:
  - mowing periphery of nursery in autumn
  - treating periphery of nursery with rodenticide
  - placing mouse bait in storage structures and in areas of straw and hay usage
  - fencing nursery periphery if deer or other wildlife are prevalent in the area.

## 907 Propagation Stock Nonornamental Nursery Seed (Continued)

**D Good Nursery Growing Practices (Continued)**

- **Weed control** including, in addition to visual inspection of the ornamental nursery facility for adequate weed control, the nursery should have cultivation and/or herbicide application equipment available.
- **Over winterization** including the availability and use of adequate winter protection, because winter protection is a major consideration in assessing the acceptable level of risk. Recognized good nursery practices will vary depending on the USDA plant hardiness zone for the nursery location and type of nursery stock grown; therefore, COC will consider whether the:
  - winter protection is adequate to prevent loss from frost and freezing temperatures
  - nursery operation sustained losses in the past because of frost or freeze and if any corrective actions have been taken.

**Note:** Corrective actions **must** be documented in COC minutes.

## 907 Propagation Stock Nonornamental Nursery Seed (Continued)

**E Unacceptable Risks**

NAP covers nurseries against losses of value sustained because of natural disaster. Before any NAP payment can be approved for nonornamental nursery losses, COC **must** be satisfied that the provisions of subparagraphs C and D are met. Some risks that are unacceptable and for which NAP will **not** provide assistance include, but are **not** limited to:

- nursery stock grown in a region, USDA hardiness zone, or environment **not** conducive to successful production or plants for which mandatory or recommended storage requirements are **not** met

**Note:** The FCIC Actuarial Table, which specifies plants eligible for insurance and any mandatory or recommended storage for these plants in each hardiness zone defined by USDA, **must** be reviewed.

- nurseries that do **not** follow recognized good nursery growing practices described in subparagraph D
- lack of:
  - adequate and acceptable winter storage protection for containerized nursery stock plant species in the "MANDATORY" over winterization category
  - adequate irrigation practice or an insufficient water supply source to ensure continuation of a good irrigation practice
  - loss prevention measures to control probable loss because of insects, disease, rodents, and wildlife
- applicants who fail to maintain and provide a report of inventory for all nursery stock in a county
- applicants who fail to maintain or refuse to provide production and sales records necessary to determine the amount of value of eligible nursery stock
- applicants who misrepresent any material facts related to any aspect of the nursery operation.

**907 Propagation Stock Nonornamental Nursery Seed (Continued)****F Annual Crop Certification**

Seed or propagation stock nonornamental nursery producers **must** file FSA-578 by May 31 for the ensuing nursery crop year June 1 through May 31, according to paragraph 375.

**Example:** FSA-578 **required** for the 2015 crop year **must** be filed by May 31, 2014.

Producers **must** certify on FSA-578 physical location of acreage where facility resides.

**G Ineligible Disaster Conditions**

If CCC-576 is filed, the eligible disaster conditions in paragraph 51 apply, **except** drought. The loss of eligible nonornamental nursery stock **must** be a **direct** result of natural disaster. NAP does **not** provide protection against:

- brownout (Exhibit 2)
- failure of power supply
- the inability to market nursery stock because of quarantine, boycott, or refusal of a buyer to accept production
- fire, where weeds and other forms of undergrowth are in the vicinity of the nursery stock buildings on the property that have **not** been controlled
- collapse or failure of buildings or structures.

**H Crop Definition**

Nonornamental nursery includes all eligible nondecorative plant species and sizes. It does **not** include any non-decorative plant species or sizes for which CAT is available from RMA.

**Reference:** The Nursery Crop Insurance Program, FCIC Eligible Plant List and Plant Price Schedule available at <http://www.rma.usda.gov/tools/eplpps>.



**907 Propagation Stock Nonornamental Nursery Seed (Continued)****I Wholesale Market Value**

Wholesale market value is the total dollar valuation of all eligible stock in the unit at any time. Values are based on the producer's wholesale price list, if properly supported by records, less the maximum discount, which is stated in dollar terms, granted to any buyer. COC will examine each nonornamental nursery producer's wholesale price list to determine whether prices, for each type, variety, and size of plant, are reasonable. If prices appear unreasonable for any plant within the inventory, STC will establish the wholesale price for this plant.

**J Calculating Eligible Loss**

The loss calculation for nonornamental nursery will be based upon the nonornamental nursery stock having a zero dollar value following the disaster. Nonornamental nursery stock having **any** dollar value will be counted as full value because quality adjustments for NAP are **not** authorized. Further, damaged plants that are determined able to recover or plants merely stunted or delayed for harvest will be counted as full value. The total loss of value of all eligible nonornamental nursery stock present on a unit at the time of disaster **must** be reduced by more than the coverage level selected by the producer before any payment can be made. Use CCC-576B for calculating NAP assistance for nonornamental nursery losses on a unit.

**\*--K Unharvested Payment Factors**

\* \* \*

The 2 unharvested payment factors for nonornamental nursery are:

- 100 percent, for container-grown nonornamental nursery
- 75 percent, for field-grown, or noncontainer grown nonornamental nursery stock.

**908 Turfgrass Sod****A Overview**

Turfgrass sod is a value loss crop and is the upper stratum of soil bound by mature grass and plant roots into a thick mat produced in commercial quantities for sale.

**B Eligible Loss**

Turfgrass sod having any value will be considered to be worth full value.

The total value of turfgrass sod present on the unit at the time of disaster **must** be reduced by more than the coverage level selected by the producer and the loss **must** be because of a natural disaster to be eligible for NAP payment.

**C Crop Year**

The crop year for turfgrass sod is from October 1 through September 30.

**D Unit of Measure**

The unit of measure for all turfgrass sod is a square yard.

**E Report of Crop Acreage**

Turfgrass sod producers **must** file FSA-578 by September 30 for the ensuing turfgrass sod crop year October 1 through September 30, according to paragraphs 375.

FSA-578 **must** reflect the area devoted to commercial turfgrass sod, on an acreage basis. Although this acreage will **not** be used as beginning inventory, a producer's beginning and ending inventories determined according to subparagraph G will **not** be greater than the total area of turfgrass reported on FSA-578.

In addition to providing information **required** in paragraph 375, the producer **must** report the following:

- date of each planting of turfgrass sod and identify the area on a map
- average number of expected square yards per acre.

**Note:** An acre of land contains 4,840 square yards. If applicable to the turfgrass operation, producers **must** account for ribbons or unharvested areas.

## 908 Turfgrass Sod (Continued)

**F Average Market Price**

STC will establish:

- the average market price for a square yard of mature harvestable turfgrass sod
- zero value for turf grass sod having no marketable value.

**G Calculating Eligible Loss**

Turfgrass sod crop acreage is a separate crop from other intended uses of the grass in the unit.

Consider **only** turfgrass sod present in the unit at the time of disaster when determining the unit's pre-disaster value (FMVA) of turfgrass sod. The producer **must** provide documentation of inventory of turfgrass sod present on the unit at the time of disaster (FMVA). The documentation provided to substantiate inventory will be reviewed by the COC for reasonableness (acceptability based on adequacy of documents as to verifiability or reliability). Documentation determined unsatisfactory or a producer's failure to adequately document pre-disaster inventory will result in a "zero" being entered as beginning inventory (FMVA). The loss calculation for turfgrass sod is based on a comparison of the turfgrass sod present on the unit immediately before (FMVA) and after (FMVB) the disaster. Because quality adjustments for NAP are **not** authorized, turfgrass sod having any dollar value will be counted as full value. Further, damaged turfgrass sod determined able to rejuvenate or merely stunted or delayed for harvest counts as full value turfgrass and **must** be included in \*--the ending inventory. A turfgrass sod FMVA and FMVB calculator worksheet and instructions are provided in Exhibit 63.--\*

**Note:** Any marketing of turfgrass sod occurring between the beginning (FMVA) and ending (FMVB) inventory are established will need to be included in the unit's ending inventory.

**908 Turfgrass Sod (Continued)****G Calculating Eligible Loss (Continued)**

The total value of turfgrass sod, including other intended uses of that species of grass, present on the unit at the time of disaster **must** be reduced by more than the coverage level selected by the producer because of a natural disaster to be eligible for NAP payment.

**Notes:** Producers will need to file a timely notice of loss in addition to providing documentation substantiating inventory.

When a producer files a notice of loss, LA will complete an appraisal to verify the inventory of turfgrass sod immediately before and after the disaster to determine loss.

Although the LA will attempt to verify inventory of turfgrass, it remains a producer's responsibility to document to FSA's satisfaction, before and after inventories of turfgrass sod.

**H Unharvested Payment Factors**

Any loss of expected production on turfgrass sod calculated for payment will have the unharvested payment factor applied. STC will establish the unharvested payment factor for \*--turfgrass sod according to paragraph 279.--\*

**I Prohibition Against Multiple Payments**

If turfgrass sod loss results in a payment, the square yards of sod for which NAP payment is made, under the provisions of regulations and this handbook, are ineligible for inclusion in another subsequent beginning inventory (FMVA) for the coverage period **regardless** of whether the sod acreage is reseeded. In a single coverage period, sod may **only** receive payment consideration 1 time.

**909-974 (Reserved)**

## Section 4 Other Crops

## 975 Biomass

## A Definition of Biomass Crops

Biomass crop means any feedstock crop grown for the express purpose of producing biobased product.

## B Eligible Biomass Crops

Eligible biomass crops are:

- sweet sorghum, biomass sorghum
- industrial crops expressly grown for the purpose of producing a feedstock for renewable biofuel, renewable electricity, or biobased products (including, but **not** limited to grasses or legumes, algae, coarse grains, cotton, oil seeds, peanuts, short rotation woody crops, or small grains).

**Note:** Crop by-products such as corn stover, tree tops and limbs, and straw are **ineligible** for NAP coverage.

To be eligible for NAP assistance, producers **must** provide evidence satisfactory to COC that:

- a market exists for the crop
- the crop is grown for commercial biomass purposes.

**975 Biomass (Continued)****C Biomass Crop Data**

STC will:

- establish the average market price for biomass crops

**Note:** Sources of information include:

- currently established average market prices
- average contract prices for a processing facility
- other reliable sources.
- for annual crops, establish the average market price for each crop by pay crop and pay type according to paragraph 278
- for multi-year crops:
  - establish the average age of mature biomass crop
  - use yield adjustments to identify the established yield potential by the age of the crop.

**D Payment Factors**

The approved prevented planting payment factor for all multiyear crops will be zero.

The unharvested payment factor will apply to all unharvested acres.

**\*--E Yield Adjustments for Biomass Crops**

COC must reduce the T-yields if a perennial biomass crop is **not** capable of producing the county expected yield the second year after the crop is planted.

**Exception:** The yield reductions do not apply to crops with an intended use of forage or grazing.

For States with perennial biomass crops not intended for forage or grazing, STC will establish yield reductions. State Offices will use all available sources to determine reduction to apply to perennial biomass crops. The reductions must be justified and documented in STC minutes.

COC's will use STC established yield reductions to calculate T-yield reductions for perennial biomass crops.

COC's will document all adjusted yields in the COC minutes. The County Offices will load adjustment, and the date of the COC minutes documenting the adjustment during the approved yield process according to 3-NAP.--\*

## 975 Biomass (Continued)

**\*--E Yield Adjustments for Biomass Crops (Continued)**

The County Office will use the following table to determine the T-yield reductions when multiple age biomass crops are present on a unit and a portion of the crop is not capable of producing the county expected yield.

Step	Action
1	Determine the total acres of the crop.
2	Determine the percentage of each eligible age category by dividing each acreage by the total acreage from step 1.
3	Multiply T-yield by each category percentage from step 2.
4	For each category with an age reduction, multiply the result in step 3 by the applicable reduction percentage.
5	Subtract the result of step 4 from step 3 for each age category reduction.
6	Add the results of step 5 to any nonadjustment yield from step 3 to determine the adjusted T-yield. Load the adjusted T-yield during the approved yield process according to 3-NAP.

**Note:** First year planting of biennial and perennial biomass crops are ineligible for NAP coverage and will be recorded in SNAPP as ineligible acreage.

**Example:** Producer A is a new 2015 NAP participant with 10 acres of Miscanthus grass. The county T-yield for Miscanthus is 10 tons/acre. Producer A's planting history is as follows (The years, acreage, and reductions shown below are only examples for illustration purposes. They are not necessarily the factors that all States would establish for any crop or Miscanthus.):

Year Planted	Acreage Planted
2015	2 acres
2014	2 acres
2013	2 acres
2012	2 acres
2011	2 acres

Miscanthus Yield Reduction Table	
Age of Planting	Reduction in Yield
1 <sup>st</sup> year	Ineligible
2 <sup>nd</sup> year	50% reduction
3 <sup>rd</sup> year and older	No reduction

--\*

## 975 Biomass (Continued)

**\*--E Yield Adjustments for Biomass Crops**

Determine Producer A's 2015 adjusted unit T-yield according to the following:

Step	Action
1	8 total eligible planted acres.  <b>Note:</b> The 2015 planting is ineligible and this acres should be recorded in SNAPP.
2	2 <sup>nd</sup> year planting, 2 acres divided by 8 acres equals 25 percent. Remaining eligible 6 acres, 3 <sup>rd</sup> year and older, divided by 8 acres equals 75 percent.
3	2 <sup>nd</sup> year 10 tons/acre T yield time 25 percent equals 2.5 tons/acre. 3 <sup>rd</sup> year and older 10 tons acre T-yield time 75 percent equals 7.5 tons/acre.
4	2 <sup>nd</sup> year planting 2.5 tons acre time 50 percent reduction equals 1.25 tons.
5	2 <sup>nd</sup> year 2.5 tons/acres minus 1.25 tons/acre equals 1.25 tons/acre. 3 <sup>rd</sup> year and older 7.5 tons/acre.
6	2 <sup>nd</sup> year 1.25 tons/acre plus 3 <sup>rd</sup> year and older 7.5 tons/acre equals 8.75 tons/acre adjusted T-yield.

--\*



**976 Honey****A Eligible Honey**

Eligible honey includes table and nontable honey produced commercially for human consumption.

Eligible colonies for NAP include only those colonies which are honey-producing.

All honey is considered a single crop, regardless of type or variety of floral source or intended use. As a result, the service fee for honey will never exceed \$325.

See paragraph 304 for calculating premium and billing information for honey.

**B Crop Year**

The crop year for honey production is the calendar year January 1 through December 31.  
\*--The application closing date is December 31.

**Note:** The application closing date cannot be modified.--\*

**C Recording County Office**

A producer's colonies may be located in various counties at several different times during the crop year. Ordinarily, NAP units do **not** traverse county lines. However, it would neither be equitable nor practicable to consider colonies of bees located in 2 or more counties as separate units. Therefore, apiaries located in multiple counties are considered 1 unit.

An eligible producer having an interest in colonies of bees, or honey produced from these colonies, will use the State and county listed on the subsidiary print as the recording County Office for the honey operation.

## 976 Honey (Continued)

**C Recording County Office (Continued)**

This table provides actions that can **only** be performed in the **recording County Office** and that may be performed in **any** County Office.

<b>IF action is taken in...</b>	<b>THEN the following can be performed...</b>
the recording County Office	<ul style="list-style-type: none"> <li>• filing CCC-471</li> <li>• filing a report of colonies (FSA-578)</li> <li>• filing an application for payment (CCC-576, Part G)</li> <li>• reporting total unit production (CCC-452)</li> <li>• request to change a unit's recording County Office.</li> </ul> <p><b>Note:</b> A change of recording County Office in the current crop year is <b>not</b> permitted if CCC-576, Part G has been submitted for the unit and crop year by any producer.</p>
any County Office	<ul style="list-style-type: none"> <li>• selecting a recording County Office if a recording County Office has <b>not</b> previously been selected</li> </ul> <p><b>Note:</b> Any producer sharing in the unit may select the unit's recording County Office filing CCC-576, Part B because of natural disaster impacting the honey operation in such county</p> <ul style="list-style-type: none"> <li>• filing a manual report of colonies according to subparagraph D.</li> </ul> <p><b>Note:</b> County Offices accepting CCC-576, Part B or FSA-578 for honey will identify the producer's recording County Office on the subsidiary print so a copy of CCC-576, Part B or FSA-578 can be sent to the recording County Office for payment disbursement.</p>

## 976 Honey (Continued)

**D Report of Colonies**

A producer sharing in the unit **must** accurately report, in the recording County Office by January 2 of the same calendar year or crop year ending December 31, the total number of the unit's colonies present in all counties.

**Note:** Producers **must** notify the recording County Office within 30 calendar days of changes in the:

- total number of colonies
- names of additional counties to which bees are moved.

Producers will use FSA-578 to report the number of colonies and/or counties to which bees are moved. Manual FSA-578's **must** include the following.

Item	Entry
1	FSA farm number where producer's headquarters are located.
7	Names and shares of all producers sharing in the colonies for producing honey, pollinating, and/or breeding.
12	Number of colonies of bees belonging to the unit.
13	Names of counties to which colonies of bees are moved.

The producer **must** certify to the number of colonies reported in FSA-578, "Remarks" section.

**Note:** The certification statement on FSA-578 reads as follows:

"I certify that the number of colonies reported includes all colonies for which producing honey, pollinating, and/or breeding is expected."

If the total number of colonies increases on a manual FSA-578 during the crop year after the initial automated FSA-578 is filed by January 2, the automated FSA-578 will be revised with the highest number of colonies reported at any time in the crop year.

COC **must** be satisfied that the report of the number of colonies is accurate. The certification is binding for all producers sharing in the unit.

Honeybee colonies deemed ineligible for NAP must be maintained in SNAPP according to paragraph 380.

**\*--Note:** Only eligible honey-producing colonies should be included when calculating approved yields and premiums and determining eligible losses.--\*

**976 Honey (Continued)****E Late-Filed Report of Colonies**

A report of colonies submitted beyond the date identified in subparagraph D can be accepted \*--if either of the following conditions are met:

- COC is satisfied that the report of colonies for the unit, accompanied by a copy of the State hive registrations where required by State law, is accurate
- in States not having a State hive registration program, COC will require additional documentation to establish the accuracy of the report of colonies to COC's satisfaction.

**Note:** Acceptable documentation includes, but is not limited to:

- moving permits
- contracts with growers for pollination
- loan documents
- beekeeper financial records.

Documents submitted in support of FSA-578 must support a conclusion that bees were indeed present in the geographical area.--\*

**F Reports of Production**

The producer **must** report the unit's production of honey on CCC-452 by January 2 following the crop year in which a report of colonies was filed.

The total amount of honey production includes all honey harvested in the calendar year.

COC may request storage or sales records to support the producer's reported production.

## 976 Honey (Continued)

**G County-Expected Yields**

STC will establish a county-expected yield for honey. The county-expected yield will be pounds of honey produced per colony of bees per crop year.

**H Calculating Eligible Loss**

Calculate unit loss of honey by:

- multiplying the producer's highest number of NAP eligible colonies reported for the crop year times the producer's approved yield
- subtracting the producer's total actual and assigned production of honey from all the producer's eligible colonies.

A producer filing an application for honey loss payment **must** certify whether bees were present in the geographical area at the time of disaster.

**Note:** Beginning in 2015, NAP assistance may be made available for any commercially produced crop acreage for which individual CAT level or buy-up coverage is available as a pilot product. However, if a producer is eligible to receive a payment under NAP and under the pilot, the producer **must** choose whether to receive the benefit under the pilot product or NAP, but will **not** be eligible for both, according to paragraph 150.

**I Ineligible Causes of Loss**

Loss of honey production **must** be the result of an eligible cause of loss listed in paragraph 51. Production losses because of managerial decisions or losses of bees because of circumstances other than natural disaster are not eligible. NAP does **not** provide coverage for:

- the result of a condition other than an eligible cause of loss
- the loss of colonies or bees
- ~~lack of a floral source, unless the lack of floral source is caused by an eligible cause of loss~~
- decreased honey production because of:
  - the application of agricultural or nonagricultural chemicals
  - theft, fire, or vandalism
  - movement of bees by the producer or any other person
  - disease or pest infestation of the colonies

## 976 Honey (Continued)

**I Ineligible Causes of Loss (Continued)**

- colony collapse disorder occurring before the hives are set out for honey production

**Notes:** If the producer can provide documentation showing that replacement colonies, including queen bees, were purchased and received in sufficient time to expect full production at the beginning of the honey production season for the physical location county where the hives are placed, these replacement colonies may be eligible for NAP loss, premium, and approved yield.

If COC determines the colonies are eligible under this provision, do **not** enter the colonies in SNAPP. COC must retain copies of documentation provided and thoroughly document the decision in the COC minutes.

- the inability to extract because of the unavailability of equipment
- collapse or failure of equipment or apparatus used in the honey operation
- losses resulting from improper storage of honey
- loss of honey production because of bee feeding.

**J Payment Factors**

The prevented planting payment factor for honey is zero.

The unharvested factor for honey is 85 percent. Colonies are considered unharvested if honey is not extracted during the crop year. Effective with the 2020 crop year, if honey is \*--extracted from a specific colony at any time during the crop year, the unharvested payment factor is not applicable to that colony.

**Example:** Producer Dale reports 250 colonies for the crop year. Honey is extracted from only 225 colonies during the year. The unharvested factor will apply to 25 colonies.--\*

**977 Maple Sap****A Eligible Maple Sap**

Eligibility for NAP assistance for maple sap is limited to maple sap produced on private property by a commercial operator for sale as sap or syrup.

Eligible maple sap **must** be produced from trees:

- located on land the producer controls by ownership or lease
- managed for production of maple sap
- that are at least 30 years old and 12 inches in diameter.

An eligible tree, which is 30 years old and 12 inches in diameter, may have additional taps added as the tree increases in diameter, up to a maximum of 4 taps per tree.

**B Crop Year**

\*--The crop year for maple sap production is January 1 through December 31. The application closing date is December 31.

**Note:** The application closing date cannot be modified.--\*

**C Unit of Measure and Basis for Yield**

The unit of measure for maple sap is a gallon. The yield for maple sap will be based on gallons of sap produced per tap.

## 977 Maple Sap (Continued)

**D Inventory Report of Maple Tree Taps**

Maple sap will be reported on FSA-578 Inventory Report. STC will establish a final reporting date for tree taps from which maple sap is produced or is to be produced. The established date will be at least 30 calendar days before the onset of the crop year's harvest of maple sap.

In addition to providing the information **required** in paragraph 375, the maple sap producer **must** report the:

- total number of eligible trees on the unit
- average size and age of producing trees
- total number of taps placed or anticipated for the tapping season.

\*--Tree taps deemed ineligible for NAP must be:

- identified at the time FSA-578 is filed
- maintained in SNAPP according to paragraph 380.--\*

**E Average Market Price**

The approved average market price for maple sap **must** be established for the value of the sap before processing into syrup. NAP does **not** cover maple syrup losses. NAP assistance can **only** be extended for the eligible loss of maple sap. If price and data is for maple syrup, it **must** be converted to a maple sap basis and eliminate any value added by processing.

STC will establish the average market price for a gallon of maple sap based on the best information available. If data is available **only** for maple syrup, this data **must** be converted to a maple sap basis. The price for a gallon of maple syrup will be multiplied by **0.00936** to arrive at the average market price of a gallon of maple sap.

**Example:** State NASS data shows the average market price for a gallon of maple syrup is \$27.50. \$27.50 multiplied by 0.00936 results in an average market price of \$0.2574 for a gallon of maple sap.



**977 Maple Sap (Continued)****F Expected Production**

When establishing a unit's expected amount of production of maple sap, COC's will:

- consider **only** the number of taps placed in eligible trees in the tapping season
- multiply the number of taps placed in eligible trees times the producer's approved yield, that is, gallons of sap per tap, which equals expected production.

**G Payment Factors**

The prevented planting payment factor for maple sap is zero.

STC will establish an unharvested payment factor for maple sap. \* \* \*

Any loss of expected production for maple sap calculated for payment will have the unharvested payment factor applied.

**978 Hemp Provisions**

\* \* \*

**A License Requirement**

To be eligible for NAP coverage, the producer must have a license issued by a State, Tribe, or USDA. Producers are required to submit a copy of the license at the time the acreage is reported, but not later than the final acreage reporting date. If the producer does not provide a copy of the license, the crop is ineligible for NAP payment; however, NAP service fees will not be refunded, and the producer is responsible for paying the premium, if applicable.

**B Commercial Use Requirement**

NAP requires hemp to be grown for commercial use as evidenced by the license and processor contract.

**Note:** Before the 2018 Farm Bill, hemp could only be grown as part of a university research pilot program authorized by Section 7606 of the 2014 Farm Bill. States could continue to operate under the 2014 Farm Bill authority until October 31, 2020. If a producer is in a State that continued to operate a pilot hemp program for experimental or research purposes, a producer may obtain NAP coverage if the producer also has a processor contract. Additionally, producers may use hemp grown under the 2014 Farm Bill provisions to meet the growing history requirement according to paragraph 50.

**C Processor Contract Requirements**

A processor is any business enterprise regularly engaged in processing hemp that possesses all required licenses and permits and that possesses facilities or has access to \* \* \* facilities to process hemp.

A producer is required to have a contract with a processor showing risk for the applicable intended use of hemp to support the grower's ability to harvest and market the crop, as required for NAP. Producers are required to submit a copy of the contract, at the time the acreage is reported, but no later than the final acreage reporting date. If the producer does not provide a copy of the contract, the crop is ineligible for NAP payment; however, NAP service fees will not be refunded, and the producer is responsible for paying the premium, if applicable.

## 978 Hemp Provisions (Continued)

**C Processor Contract Requirements (Continued)**

\*--A processor contract is a legal written agreement executed between the producer and processor engaged in processing of hemp containing at a minimum all of the following:

- the producer's promise to plant and grow hemp and to deliver hemp production to the processor
- the processor's promise to purchase all hemp production stated in the processor contract that does not contain any limitations, exceptions, or exclusions regarding hemp production the processor will accept under the contract
- a base contract price, or method to derive a value that will be paid to the producer for the production as specified in the processor's contract.

A hemp producer who is also a processor may be eligible if the Board of Directors or officers of the processor has executed and adopted a corporate resolution that contains the same terms as a processor contract. This corporate resolution will be considered a contract under this policy.

Multiple contracts with the same processor that specify amounts of production will be considered as a single processor contract unless the contracts are for different types of hemp.

For grain, a legal written agreement executed between the producer and broker containing all the elements of a processor contract will also be considered a processor contract.--\*

## 978 Hemp Provisions (Continued)

**D Significance of THC Level Exceeding 0.3 Percent**

USDA requires hemp plans to include procedures for sampling and testing to ensure that the THC level does not exceed 0.3 percent. Cannabis with a THC level exceeding 0.3 percent, often referred to as “hot”, is not considered hemp. It is considered marijuana, which is classified as a schedule I controlled substance regulated by DEA.

**Note:** THC testing is not required by USDA if the crop is not taken to harvest.

According to the definition of hemp, the maximum acceptable hemp THC level will be the lesser of either of the following:

- 0.3 percent, allowing for the measurement of uncertainty provided by the testing laboratory
- the acceptable level of the applicable governing authority (State or Tribe) in which the insured crop is grown, allowing for the measurement of uncertainty provided by the testing laboratory. The maximum acceptable hemp THC level and measurement of uncertainty are established according to the Agriculture Improvement Act of 2018, with Agricultural Marketing Service Interim Final Rule (84 FR 58522 and 86 FR 5596) and any subsequent regulations, and with any other applicable Federal regulations. If the test results provided by the testing laboratory do not include a measure of uncertainty, the measurement of uncertainty will be considered zero percent (0.000%).

**Example 1:** Production does not exceed maximum THC Level

The Federal maximum acceptable THC level is 0.3 percent and is applicable. The testing laboratory sample result shows 0.35 percent THC with a measure of uncertainty of +/- 0.05 percent, resulting in a range of 0.25 percent - 0.35 percent. The sample is within the maximum acceptable THC level of 0.3 percent.

Loss of production due to eligible causes of loss is eligible for NAP payment.

**Example 2:** Production exceeds maximum THC Level

The Federal maximum acceptable THC level is 0.3 percent and is applicable. The testing laboratory sample result shows 0.35 percent THC with a measure of uncertainty of +/- 0.04 percent, resulting in a range of 0.26 percent - 0.34 percent. The sample is outside the maximum acceptable THC level of 0.3 percent.

Loss of production not eligible for NAP payment.

**978 Hemp Provisions (Continued)****E Failed Acres**

If all or a portion of the crop within a subfield (commonly referred to as a “lot” by growers) is determined to be “hot”, destruction of the crop in the subfield is required. The production **must** be associated with the acres where it was grown, using the producer’s acreage reporting map. If a portion of the crop is “hot” and a portion of the crop is not, production must be assigned, up to the guarantee, for those acres associated with the “hot” portion of the crop because that acreage suffered an ineligible cause of loss according to paragraph 607.

FSA only considers those acres to be failed if the loss is because of an eligible cause of loss and the crop is not “hot”. For approved yield purposes, only hemp production (i.e., production that is not “hot”) is included in the APH database. Production that is destroyed because of high THC levels is not included.

**Important:** All test results must be provided to FSA regardless of the THC level.

**F Ineligible Causes of Loss**

In addition to the ineligible causes of loss in subparagraph 51 F, NAP will not cover any loss of hemp production because of:

- levels of THC in excess of 0.3 percent on a dry weight basis
- failure to follow the requirements contained in a processor contract
- any harvested production infected by mold, yeast, fungus, or other microbial organisms after harvest
- any damage or loss of production because of the inability to market the hemp for any reason other than actual physical damage to the hemp from a covered cause of loss (for example, quarantine, boycott, processor contract default, or refusal of any person to accept production).

## 978 Hemp Provisions (Continued)

**G Acreage Restrictions Based on Prior Crops**

The general NAP provisions about using good farming practices apply to hemp. Growing hemp on acreage planted in the prior year to the following crops is not considered a good farming practice:

- \*--cannabis, including hemp
- canola
- dry peas
- mustard
- rapeseed
- soybeans in CT, IA, ID, IL, IN, MA, ME, MI, MN, MT, NE, NH, NJ, NY, ND, OH, OR, PA, RI, SD, VT, WA, WI, and WY
- sunflowers.

**H Dry Weight Conversion**

Multiply the harvested production times a 60 percent standard moisture content to convert wet production to a dry weight, rounded to whole pounds.

**Example:** Producer harvests 2,500 pounds of hemp to be processed for cannabinoids. The production used for APH and loss purposes is 1,500 pounds ( $2,500 \times 0.60$ ).

**I Whole Plant Harvest Conversion**

There are 2 harvesting methods for cannabinoids:

- whole plant harvest includes the entire plant (stalks, stems, leaves, and flowers, including parts with a lower concentration of cannabinoids), which may result in a lower concentration of cannabinoids
- floral harvest includes only the high-cannabidiol concentrated floral material (all parts of the flower and, depending on the processor, flag leaves and small pieces of stalk).

**978 Hemp Provisions (Continued)**

**I Whole Plant Harvest Conversion (Continued)**

The harvesting method has a direct impact on expected yield; therefore, it is necessary to convert production harvested using the whole plant harvest method to floral.

**Note:** Harvested production will be determined in pounds for both methods of harvest.

The conversion factor is 0.43 for whole plant to floral conversions.

**Example:** 9,500 lbs. of whole plant biomass x 0.43 = 4,085 lbs. of floral biomass.

**979-999 (Reserved)**





**1000 Emergency Procedures for Counties Impacted by a Named Storm**

**A Background**

Emergency procedures are available for all crops in a county when it has been impacted by a National Oceanic and Atmospheric Administration-determined tropical storm, typhoon, or hurricane (named storm).

Application of these emergency procedures is limited to those situations where the catastrophic nature of the losses, because of eligible causes of loss, is such that not authorizing these emergency loss procedures would result in unnecessary delays in processing applications.

**B Area of Authorized Emergency Procedures and Administrative Policies**

The amount of impact and devastation must be documented by STC, addressing the severity of the event to producers, crops, and County Offices. The documentation should support that using this authority does not adversely impact the integrity of NAP or other programs using the information.

These emergency procedures in apply only to:

- counties that have received a Primary Presidential or Secretarial Disaster Declaration due to a named storm, as stated in paragraph A
- counties that are contiguous to disaster-declared counties.

**C 72 Hour Notification**

According to paragraph 576, a producer is required to notify FSA within 72 hours of the event and after harvest. The 72-hour notification requirement for hand-harvested and other applicable crops may be waived by COC on a case-by-case basis.

**1000 Emergency Procedures for Counties Impacted by a Named Storm (Continued)****D Notice of Loss**

Paragraph 575 provides that the notice of loss deadline is 15 calendar days after the disaster occurrence, and a field inspection is required if the CCC-576, Part B, is filed beyond the deadline.

The emergency procedures allow STC to:

- grant an additional 45 calendar days from the initial 15 calendar days specified in subparagraph 575 B to report the date of loss or damage to the crop is first apparent for CCC-576, Part B to be filed

**Note:** For timeframes beyond the 60 calendar days, a request must be made to DAFP according to paragraph 11.

- waive field inspections and appraisals for impacted acreage on a case-by-case basis when CCC-576, Part B, is filed beyond the extended timeframe if the cause of loss can be verified through other means.

**E Production**

Paragraph 601 requires the producer to provide acceptable production records for the crop and does not allow a producer to self-certify to zero production.

For crops where the entire unit acreage is destroyed or damaged, to the extent the acreage will never be harvested, an appraisal by LA is waived. The COC can consider the production to count for the unit to be zero and apply the UH factor.

For crop acreage where an appraisal by LA is waived and a portion of the acreage is or was harvested, acceptable production evidence must be provided by the producer for the harvested acreage. The remaining UH acres will have zero production to count and the UH factor will apply only to the unharvested acreage.

**1000 Emergency Procedures for Counties Impacted by a Named Storm (Continued)**

**F Application for Payment**

According to paragraph 675, the deadline to submit an application for payment is 60 calendar days after the coverage period, and COC may authorize an extension up to 120-calendar-days.

COC may approve an application for payment submitted beyond 60 calendar days, not to exceed 180 calendar days, without a written request from the producer.

STC is authorized to grant an extension in cases where the application for payment is submitted beyond 180 calendar days, not to exceed 360 calendar days, with a written request from the producer.



## Reports, Forms, Abbreviations, and Redelegations of Authority

### Reports

None.

### Forms

This table lists all forms referenced in this handbook.

Number	Title	Display Reference	Reference
AD-1026	Highly Erodible Land Conservation (HELC) and Wetland Conservation (WC) Certification (Includes Form AD-1026 Appendix)		8, 103, 700, 703
CCC-257	Schedule of Deposit		302
CCC-452	NAP Actual Production History and Approved Yield Record	Ex. 41	Text
CCC-456	NAP Crop Data Information for New NAP Crops	Ex. 17	275
CCC-471 (06-19-19)	Non-Insured Crop Disaster Assistance Program (NAP) Application for Coverage with Buy-Up Option (2019 and Subsequent Crop Years)	302	Text, Ex. 2, 34-36, 52, 54, 62, 200
CCC-471 NAP BP (08-13-14)	Noninsured Crop Disaster Assistance 2015 and Subsequent Years Basic Provisions		Ex. 36.5
CCC-471 NAP BP (08-11-15)	Noninsured Crop Disaster Assistance 2016 and Subsequent Years Basic Provisions		Ex. 36.5
CCC-575	Noninsured Crop Disaster Assistance Program (NAP) Record of Historical Marketing Percentage (HMP), Contract Marketing Percentage (CMP), and Direct Marketing Percentage (DMP) (2015 and Subsequent Years)	Ex. 52	203, 207
CCC-576	Notice of Loss and Application for Payment Noninsured Crop Disaster Assistance Program for 2020 and Subsequent Years	Ex. 53	Text, Ex. 2, 22, 55, 62, 64
CCC-576A	2015 and Future Years Noninsured Crop Disaster Assistance Program Manual Payment Calculation Worksheet (Yield Based Crops)	Ex. 56	202, 702, Ex. 55, 62
CCC-576A-1	Noninsured Crop Disaster Assistance Program Payment Calculation Worksheet for Multiple Crops Types with Prevented Planted Acres	Ex. 57	702, Ex. 55

## Reports, Forms, Abbreviations, and Redelegations of Authority (Continued)

## Forms (Continued)

Number	Title	Display Reference	Reference
CCC-576A-EZ	2015 and Future Years Noninsured Crop Disaster Assistance Program Manual Calculation Worksheet (Yield Based Crops Without HMP, CMP, or DMP)	Ex. 55	702
CCC-576B	2015 and Future Years Noninsured Crop Disaster Assistance Program Manual Payment Calculation Worksheet for Value Loss Crops	Ex. 54	578, 702, Part 12, Ex. 53
CCC-576C	2015 and Future Years Noninsured Crop Disaster Assistance Program Payment Calculation Worksheet (Grazing Crops)	Ex. 62	702, 804, 807
CCC-576-1	Appraisal/Production Report Noninsured Crop Disaster Assistance Program for 2019 and Subsequent Years	Ex. 64	Text, Ex. 53
CCC-577	Noninsured Crop Disaster Assistance Program (NAP) – Application for Transfer of Coverage	Ex. 36	11, 342, Ex. 36.5
CCC-579	NAP Approved Yield Compliance Worksheet	775	
CCC-770 NAP	Noninsured Crop Disaster Assistance Program Checklist	12	
CCC-860	Socially Disadvantaged, Limited Resource, Beginning and Veteran Farmer or Rancher Certification		6, 54, 301, 302-304
CCC-902	Farm Operating Plan for Payment Eligibility 2009 and Subsequent Program Years		8, 100
FSA-321	Finality Rule and Equitable Relief		50.5, 301
FSA-325	Application for Payment of Amounts Due Persons Who Have Died, Disappeared, or Have Been Declared Incompetent		342, 700
FSA-409	Measurement Service Record		Ex. 64
FSA-501	Statement of Facts		Ex. 64
FSA-578	Report of Acreage		Text, Ex. 52, 64, 203
FSA-850	Environmental Screening Worksheet		156
NRCS Form CPA-026e	Highly Erodible Land and Wetland Conservation Determination		379

## Reports, Forms, Abbreviations, and Redelegations of Authority (Continued)

## Abbreviations Not Listed in 1-CM

The following abbreviations are not listed in 1-CM.

Approved Abbreviation	Term	Reference
%PL	percent of public land	807, 808
AIB	RMA's Actuarial Browser	507, 508, Ex. 5
AU	animal unit	4, 277, 804, 807, 808, Ex. 2
AUD	animal-unit-day	4, 55, 101, Part 12, Ex. 2, 62
AUM	animal-unit-month	804, 807, 808
BFR	beginning farmer or rancher	301-305, 342, Ex. 34
CARS	Crop Acreage Reporting System	402, 807, 808
CBD	cannabidiol	978
CMP	contract marketing percentage	203, Ex. 52, 55
CPLGW	Collective Percentage of Loss Grazing Worksheet	804, 812, 813
DAS	Disaster Assistance Section	51, 53, 200, 207, 342
DM	dry matter	809, 810, Ex. 2, 53
DMP	direct marketing percentage	207, 278, 702, Ex. 52, 55
FH	fresh	50, 200, 203, 375, 400
FMVA	Field Market Value A	304, 900-908, Ex. 53, 54
FMVB	Field Market Value B	304, 900-908, Ex. 54
FTA	fescue, tall	803, 804
GPS	Global Positioning System	901
HMP	historical marketing percentage	202, 203, 302, 702, Ex. 52, 55
LASH	Loss Adjustment Standards Handbooks	502, 802, Ex. 64
LR	limited resource farmer or rancher	301-303, 305
MDV	maximum dollar value	900, 901, Ex. 54
MPCI	Multiple Peril Crop Insurance	587
MYA	marketing year average	55
NTS	no type specified	801
OC	certified organic	278, Ex. 5
OO	unit producer type owner/operator	101
OP	unit producer type operator	101
OT	unit producer type other tenant	101
OW	unit producer type owner	101
pH	p(otential of) H(ydrogen)	904, 906, 907
PPB	Program Policy Branch	11, 51, 53, 200, 207, 275
PRF	pasture, rangeland, and forage	806
PRISM	Parameter-elevation Regressions on Independent Slopes Model	51, 812
RFV	relative feed value	809-811
RI-PRF	Rainfall Index - Pasture, Rangeland, Forage	806
RIRS	RMA Information Reporting System	Ex. 5

## Reports, Forms, Abbreviations, and Redelegations of Authority (Continued)

## Abbreviations Not Listed in 1-CM (Continued)

Approved Abbreviation	Term	Reference
SNAPP	Supplemental NAP Process	6, 53, 54, 152, 375, 380, 877, 975, 976, 977
SOC	Summary of Coverage	305
T-yield	transitional yield	Text, Ex. 2, 26
THC	tetrahydrocannabinol	978, Ex. 2
VFR	Veteran Farmer	301-305, 342, Ex. 34
VI-PRF	Vegetative Index - Pasture, Rangeland, Forage	806
webRFS	Web receipt for service	576
WFRP	Whole Farm Revenue Protection Pilot Program	150

## Redelegations of Authority

This table lists the redelegations of authority in this handbook.

Redelegation	Reference
In routine cases, COC may redelegate, in writing, to CED the authority to act on, or sign, as applicable, CCC-576, Parts C and I.  The redelegation <b>must</b> define what COC considers routine.	152, 675
COC is delegated authority to approve late-filed CCC-471 if CCC-471 is filed within 30 calendar days of the application closing date and also as specified for an FLP applicant who qualifies as BFR, LR, SDA, or VFR through the final planting date for annual crops or up to 3 months after the application closing date for perennial crops.	301
STC may redelegate to SED, in writing, the authority to approved late-filed CCC-471's filed more than 30 calendar days after the application closing date, but before the end of the coverage period.	301
SED's have authority to approve replacement applications for coverage. SED may redelegate this authority to any State Office employee.	341
COC may redelegate, in writing, to CED and PT, the authority to complete and sign automated and manual CCC-452's.	400



## Definitions of Terms Used in This Handbook

### Abandoned

Abandoned means discontinued caring for a crop, provided care so insignificant as to provide no benefit to the crop, or failed to harvest in a timely manner.

### Acreage Variance

Acreage variance means the number of acres that the reported acreage may differ from the \*--determined acreage for all crop types within a pay group without either of the following:

- total loss of benefits within the pay group--\*
- overall accuracy of the acreage report being questioned.

**Rule:** Acreage variance is the larger of 1 acre or 5 percent of the reported acreage, **not** to exceed 50 acres. Acreage variances of 1.0 acres or less does **not** apply.

### Acres Devoted to the Eligible Crop

Acres devoted to the eligible crop means the total planted and considered planted (P&CP) acres of the eligible crop.

### Actual Production

Actual production means the total of the eligible crop unit's:

- harvested production
- appraised production, if not accounted for in harvested production.

### APH

APH means the actual production history of the crop for the unit used to determine the approved yield for NAP purposes according to paragraph 402.

### Actual Yield

Actual yield means the total amount of harvested and appraised production on a per acre or other basis, as applicable.

**Definitions of Terms Used in This Handbook (Continued)****Added Land**

Added land means land on which the producer has not been farming for a share of the crop's production on a unit for more than 2 crop years.

**Added Practice, Type, Intended Use, Planting Period, or Unit**

Added practice, type, intended use, planting period, or unit means a practice, type, intended use, planting period, or unit of a crop that requires a separate approved yield. If the new practice, type, intended use, planting period, or unit of a crop does **not** require a separate approved yield, the production from the new practice, type intended use, planting period, or unit of the crop will be included in the current APH database for the crop.

**Additional Coverage**

Additional coverage means insurance coverage offered by the Federal Crop Insurance Corporation under sections 508(c) or 508(h) of the Federal Crop Insurance Act.

**Administrative County**

Administrative county means the county or counties for which the administrative FSA office is designated to make determinations, handle official records, and issue payments for the producer.

**Administrative County Office**

Administrative county office means the county FSA office designated to make determinations, handle official records, and issue payments for the producer according to 7 CFR Part 718.

**Agricultural Experts**

Agricultural experts mean persons who are employed by NIFA, the agricultural departments of universities, or other persons approved by FSA whose research or occupation is related to the specific crop or practice for which such expertise is sought.

## Definitions of Terms Used in This Handbook (Continued)

### Alfalfa

Alfalfa means a stand of either:

- pure alfalfa
- a mixture of alfalfa and grasses, legumes, or other forage in which 60 percent or more of the plant population is alfalfa.

### \*--Alfalfa Grass Mixture

Alfalfa grass mixture means alfalfa and grasses, legumes, or other forages in which **less** than 60 percent, but more than 25 percent, of the plant population is alfalfa.--\*

### Animal Unit (AU)

AU means a standard expression of livestock based on a daily net energy maintenance requirement equal to 13.6 Mcal.

### Animal-Unit-Day (AUD)

AUD means a standard expression of an expected or actual stocking rate pasture or forage.

### \*--Applicable Payment Limitation (for 2015 Through 2018)--\*

Applicable payment limitation means, for a NAP-covered producer, a single limitation of \$125,000 per person or legal entity (such as a corporation) or various multiples of the single limitation of \$125,000 for legal entities (such as general partnerships) and joint operations based on the number of persons or legal entities as first-level members.

**Example:** A general partnership consisting of 2 individuals has an applicable payment limitation of \$250,000.

### \*--Applicable Payment Limitation (for 2019 and Subsequent Years)

Applicable payment limitation means, for a NAP-covered producer, a single limitation of \$125,000 per person or legal entity (such as a corporation) for crops with basic 50/55 coverage or \$300,000 per person or legal entity for crops with buy-up coverage. Various multiples of the single limitation for legal entities (such as general partnerships) and joint operations are based on the number of persons or legal entities as first-level members.--\*

\* \* \*

### Application Closing Date

Application closing date means the last date, as determined by CCC, that producers can submit CCC-471 for noninsured crops for the specified crop year.

**Definitions of Terms Used in This Handbook (Continued)****Appraised Production**

Appraised production means production determined by FSA, RMA, FCIC, company reinsured by FCIC, or other appraiser acceptable to CCC, that was unharvested but reflected the crop's yield potential at the time of appraisal. For the purpose of APH, appraised production specifically **excludes** production lost because of ineligible disaster conditions.

**Approved**

Approved means, **for CCC-576**, all requisite forms and information have been submitted according to procedure **and crop approval exists for the crop, unit, and disaster that is the basis of the application**. COC representative will check the approved box, sign, and date.

**Approved Yield**

Approved yield means the APH-calculated yield approved by CCC for making NAP payments. The yield represents a unit's expected production on a per acre or other basis, as applicable, according to paragraph 402.

**Aquacultural Facility**

Aquacultural facility means a commercial operation that is conducted:

- on private property
- in water in a controlled environment
- according to paragraph 901.

**Aquacultural Species**

Aquacultural species means any species of aquatic organism grown as food for human consumption, or fish raised as feed for fish that are consumed by humans, or ornamental fish propagated and reared in an aquatic medium by a commercial operator on private property in water in a controlled environment according to paragraph 901.

Eligible aquacultural species must be:

- seeded in the aquacultural facility
- planted or seeded in containers, wire baskets, net pens, or similar devices designed for the protection and containment of the seeded aquacultural species.

**Definitions of Terms Used in This Handbook (Continued)****Assigned Production**

Assigned production means the loss of production **not** related to natural disaster.

**Assigned Yield**

Assigned yield means a 1-time yield assigned for a crop year in the base period according to paragraph 404 for which the producer does not file an acceptable production report by the applicable production reporting date.

**AUD Value**

AUD value means the dollar value of a daily energy requirement equivalent of 15.7 pounds of corn determined on the basis of the 5-year national average price per pound of corn.

**Average Market Price**

Average market price means the price or dollar equivalent per bu., ton, etc., for an eligible commodity, established by STC. Average market price is:

- used to calculate NAP payments
- on a harvested basis without the inclusion of transportation, storage, processing, packing, marketing, or other post-harvest expenses
- based, in part, on historical data.

**Definitions of Terms Used in This Handbook (Continued)****Basic 50/55 Coverage**

Basic 50/55 coverage means, for eligible NAP crops, NAP coverage at the following levels, as applicable, because of an eligible cause of loss impacting the NAP covered crop during the coverage period:

- prevented planting in excess of 35 percent of the intended acres
- a yield loss in excess of 50 percent of the approved yield
- a value loss in excess of 50 percent
- AUD loss greater than 50 percent of expected AUD.

**Biomass Crops**

Biomass crop means any feedstock crop grown for the express purpose of producing bio-based product.

**Brownout**

Brownout means a reduction in electric power that affects the unit.

**Bypass Year**

\*--Bypass year means an APH database entry of “B” in the yield type field indicating a year that the producer did not obtain NAP coverage for the crop and did not file a report of acreage or did not file an acceptable production report.--\*

**Buffer Zone**

Buffer zone means a parcel of land, as designated in an organic system plan that separates agricultural commodities grown under organic practices from agricultural commodities grown under non-organic practices, and used to minimize the possibility of unintended contact by prohibited substances or organisms.

**Buy-Up Coverage**

Buy-up coverage means NAP assistance that is available for certain eligible NAP-covered crops (all eligible NAP-covered crops other than for crops and grasses intended for grazing) at a payment amount that is equal to an indemnity amount calculated for buy-up coverage computed under subsections (c) and (h) of section 508 of the Federal Crop Insurance Act (7 U.S.C. 1508) and equal to the amount that the buy-up coverage yield, for the crop exceeds the actual yield for the crop.

**Definitions of Terms Used in This Handbook (Continued)****Carrying Capacity**

Carrying capacity means a stocking rate and the number of days that grazing can normally be sustained without detrimental effects on the land resource **excluding any supplemental feedstuff**.

**CCC**

CCC means a wholly owned Government corporation within USDA.

**Certified Organic Acreage**

Certified organic acreage means acreage in the certified organic farming operation that has been certified by a certifying agent as conforming to organic standards according to 7 CFR Part 205.

**Certifying Agent**

Certifying agent means a private or governmental entity accredited by the USDA Secretary of Agriculture for the purpose of certifying a production, processing or handling operation as organic.

**\*--Commercial Use**

Commercial use means used in the operation of a business activity engaged in as a means of livelihood for profit.--\*

**Control**

Control means the operator of the facility or environment implements the practices listed in subparagraph 901 E.

**Controlled Environment**

Controlled environment means an environment, with respect to crops for which a controlled environment is expected to be provided, including but not limited to ornamental nursery, aquaculture (including ornamental fish), and floriculture, an environment in which everything that can practicably be controlled with structures, facilities, growing media (including but not limited to water, soil, or nutrients) by the producer, that is in fact controlled by the producer, as determined by industry standards.

**Definitions of Terms Used in This Handbook (Continued)****County-Expected Yield**

County-expected yield means the eligible crop yield for the administrative county, established by STC.

The county-expected yield should reflect the average production potential of the crop in the  
\*--county by practice, intended use, and organic status.--\*

**Coverage Period**

\*--Coverage period means the time during which coverage is available against prevented planting, a loss of production, or a loss of value, as applicable, of the eligible crop as a result of an eligible cause of loss. A coverage period for any crop is specified in CCC-471 NAP BP.--\*

**Crop Year**

Crop year means the period of time within which the crop is normally grown and designated by the calendar year in which the crop is normally harvested.

For crops:

- harvested over 2 calendar years, the crop year is the calendar year in which the majority of the crop would have been harvested
- grown over more than 2 calendar years, each year in the growing period will be considered as a separate crop year designated by the calendar year in which the crop sustained a loss
- for which CAT coverage is available, the crop year will be as defined by such coverage.



**Definitions of Terms Used in This Handbook (Continued)****Direct Marketing**

Direct marketing means the sale a crop directly to consumers without the intervention of an intermediary such as a registered handler, wholesaler, retailer, packer, processor, shipper, or buyer.

**\*--Note:** The establishment of direct market prices only applies to yield based crops with an intended use of fresh.--\*

**Disapproved**

Disapproved means, **for CCC-576**, the application cannot be approved because all required forms or information have not been furnished as required, or the application was not timely filed. COC representative will check the disapproved box, sign and, date.

**Eligible Crops**

Eligible crops mean commercial agricultural crops (**excluding** livestock and their by-products), commodities, or acreage of a commodity grown for food or fiber, and commercial or industrial crops for which crop insurance, **excluding** pilot coverage or insurance, is **not** available.

**Expected Production**

Expected production means, for a crop, the smaller of the unit's reported or determined acreage, multiplied by the eligible crop unit's approved yield.

**Definitions of Terms Used in This Handbook (Continued)****Feedstock**

Feedstock means a crop including but not limited to grasses or legumes, algae, cotton, peanuts, coarse grains, small grains, oil seeds, or short rotation woody crops that is grown expressly for the purpose of producing a biobased material or product, and does not include residues and by-products of crops grown for any other purpose

**Feedstuff**

Feedstuff means any product, of natural or artificial origin, that has nutritional value in the ration when properly prepared.

**Fiber**

Fiber means a slender and greatly elongated natural plant filament, such as cotton, flax, etc., used in manufacturing.

**Final Planting Date**

Final planting date means the last date on which a normal yield can reasonably be expected. See 2-CP, subparagraph 16 A for establishing the final planting date for insurable crops.

**Floriculture**

Floriculture means cut flowers or similar products of annual and perennial flowering plants grown under glass, fiberglass, and other rigid plastics, film plastic, shade cloth, natural shade, other shade, and outdoors in a container or controlled environment for commercial sale.

**Food**

Food means a material consisting essentially of protein, carbohydrates, and fat used in the body to sustain growth, repair, and vital processes including the crops used for the preparation of food.

## Definitions of Terms Used in This Handbook (Continued)

### Generally Recognized

Generally recognized means when agricultural experts or organic agricultural experts, as applicable, are aware of the production method or practice and there is no genuine dispute regarding whether the production method or practice allows the crop to make normal progress toward maturity and produce at least the yield used to determine the production guarantee or amount of insurance.

### Ginseng

Ginseng, for crop production, means mature root, immature rootlet intended for transplant, **and** seed; therefore, the loss for ginseng **must** include the value loss for seed, mature root, and rootlet.

### Good Farming Practices

Good farming practices mean the cultural practices generally used for the crop to make normal progress toward maturity and produce at least the individual unit approved yield. The practices are:

- for conventional farming practices, those generally recognized by agricultural experts for the area
- for organic farming practices, those generally recognized by the organic agricultural experts for the area or contained in the organic system plan that is according to the National Organic Program published in 7 CFR Part 205.

### \*--Grass Mixture Alfalfa

Grass mixture alfalfa means a stand in which less than 25 percent of the plant population is alfalfa.--\*

### Grazing

Grazing means the consumption of forage by livestock. It is possible to estimate the amount of forage available for consumption and therefore provide coverage for losses of the potential forage for grazing.

### Guarantee

Guarantee means the level of coverage provided based on the application for coverage and buy-up coverage elected by the producer.

**Definitions of Terms Used in This Handbook (Continued)****Hand-Harvested Crop**

Hand-harvested crop means a nonforage crop that is not harvested mechanically and is removed from a field by hand.

**Harvested**

Harvested means the crop is, by hand or mechanically, or by grazing of livestock, removed from the acreage.

A multiple harvest crop is considered harvested when at least 1 mature crop is, by hand or mechanically, removed from the acreage.

Crop acreage is considered harvested after crop production is taken off the crop acreage and placed in a truck or other conveyance.

**Exception:** Crops not normally placed in a truck or other conveyance and taken off the crop acreage, such as hay, are considered harvested when in bale, whether removed from the field or not.

**Harvested Production**

Harvested production means all production of the eligible crop from the unit that can be supported by an acceptable record, including, but not limited to, production:

- gathered by hand
- grazed by livestock
- mechanically harvested.

**\*--Hemp**

Hemp means the plant *Cannabis sativa* L. and any part of that plant, including the seeds thereof and all derivatives, extracts, cannabinoids, isomers, acids, salts, and salts of isomers, whether growing or not, with a THC concentration of not more than 0.3 percent on a dry weight basis.

**Hemp Processor**

Hemp processor means any business enterprise regularly engaged in processing hemp that possesses all licenses and permits for processing hemp required by the applicable State or Federal governing authority, and that possesses facilities, or has contractual access to such facilities with enough equipment to accept and process contracted hemp within a reasonable amount of time after harvest.--\*

**Definitions of Terms Used in This Handbook (Continued)****Increased Acreage**

Increased acreage means a comparison of the historical average acreage of the crop compared to the current year acreage.

**Industrial Crop**

Industrial crop means a commercial crop, or other agricultural commodity utilized in manufacturing or grown expressly for the purpose of producing a feedstock for renewable biofuel, renewable electricity, or biobased products. Industrial crops include castor beans, chia, crambe, crotalaria, cuphea, guar, guayule, hesperaloe, kenaf, lesquerella, meadowfoam, milkweed, plantago, ovato, sesame and other crops specifically designated by FSA. Industrial crops exclude any plant that FSA has determined to be either a noxious weed or an invasive species. With respect to noxious weeds and invasive species, a list of such plants will be available in the FSA county office.

**Intended Use**

Intended use means for what end use the crop and/or commodity is being grown and produced.

**\*--Inventory Report**

Inventory report means the monthly record of inventory maintained by producers for value loss crops/commodities.--\*

**Loss of Production**

Loss of production means the unit's expected production minus net production.

**Definitions of Terms Used in This Handbook (Continued)****Maximum Dollar Value for Coverage Sought**

Maximum dollar value for coverage sought means the total dollar amount elected by the NAP covered participant for which buy-up coverage may be considered for a value loss crop in a coverage period. The amount is set by the NAP covered participant for each value loss crop and represents the highest amount of field market value of the crop before disaster in a coverage period.

**Misrepresentation, Scheme, or Device**

Misrepresentation, scheme, or device means, but is not limited to:

- concealing any information having a bearing on the application of any of the rules governing NAP
- submitting false information to a CCC representative, including, but not limited to, COC, STC, or authorized agent or employee thereof
- creating fictitious entities for the purpose of concealing the interest of a person in a farming operation.

**Multiple-Harvested Crop**

Multiple-harvested crop means a crop that is harvested more than once during the same crop year from the same plant.

**Example:** Alfalfa hay is cut several times during the crop year. The total amount of alfalfa hay harvested from all cuttings must be summarized for the acreage.

**Multiple Market Crops**

Multiple market crops means a crop that can have multiple market or intended uses with separate NAP average market prices established for each use; however, only one approved yield will be established for the crop.

**Multiple-Planted Crop**

\*--Multiple-planted crop means the same crop that is planted and harvested during 2 or more distinct planting periods in the same crop year, as determined by FSA.--\*

**Definitions of Terms Used in This Handbook (Continued)****Native Forage**

Native forage means grass or other vegetation (forage) not meeting the definition of seeded forage.

**Native Sod**

Native Sod means land on which the plant cover is composed principally of native grasses, grass-like plants, or shrubs for grazing and browsing that has never been tilled, and the producer **cannot** substantiate that the ground has ever been tilled, for the production of an annual crop  
\*--on or before February 7, 2014.--\*

**Net Production**

Net production means the **production to count** and applies when CCC-576 has been filed for the eligible crop.

**New Producer**

New producer means a producer who has **not** been engaged in farming for a share of the production of the crop, as defined in paragraph 100, in the administrative county for more than 2 crop years.

**Nonornamental Nursery Crop**

Nonornamental nursery crop means nondecorative plants grown in a container or controlled environment for commercial sale as a seed stock plant or propagation stock according to subparagraph 907 A.

**Normal Harvest Date**

Normal harvest date means the date harvest of the crop is normally completed in the administrative county.

**Definitions of Terms Used in This Handbook (Continued)****Olympic Average**

Olympic average means an average calculated by:

- obtaining the yields of the crop for the 5 consecutive crop years immediately preceding the previous crop year
- dropping crop years with the highest and lowest yields
- averaging the yields for the remaining 3 crop years.

**Operator**

Operator means an individual, entity, or joint operation that is in general control of the farming operation on the farm during the crop year.

**Organic Crop**

Organic crop means an agricultural commodity that is organically produced consistent with section 2103 of the Organic Foods Production Act of 1990 (7 U.S.C. 6502).

**Organic Farming Practice**

Organic farming practice means a system of plant production practices used to produce an organic crop that is approved by a certifying agent according to 7 CFR Part 205.



**Definitions of Terms Used in This Handbook (Continued)****Organic Standards**

Organic standards mean standards according to the Organic Foods Production Act of 1990 (7 U.S.C. 6501 et seq.) and 7 CFR Part 205.

**Organic System Plan**

Organic system plan means a plan of management of an organic production or handling operation that has been agreed to by the producer or handler and the certifying agent and that includes written plans concerning all aspects of agricultural production or handling described in the Organic Foods Production Act and the regulations of 7 CFR Part 205, subpart C.

**Ornamental Fish**

Ornamental fish means a decorative fish produced in a commercial fishery for sale.

**Ornamental Nursery Crop**

Ornamental nursery crop means decorative plants grown in a container or controlled environment for commercial sale.

**Other Hay**

Other hay means a stand consisting of grasses, legumes, and/or other forages in which **little or no** alfalfa plants exist, including small grain forage, sorghum forage, soybean forage, and perennial peanut forage.

## Definitions of Terms Used in This Handbook (Continued)

### Pay Group

Pay group means pay crop, pay type, and planting period.

### Perennial Peanut Forage

Perennial peanut forage means a stand of perennial peanuts intended for forage for animal consumption.

### Planted

\*--Planted, for determining late planting, means when crop is placed in the field either by seed or transplant.--\*

\* \* \*

### Planted Acreage

Planted acreage means land in which seed, plants, or trees have been planted, appropriately for the crop and planting method, at the correct depth, into a seedbed that has been properly prepared for the planting method and production practice.

### Planted and Considered Planted (P&CP)

P&CP means, with respect to an acreage amount, the sum of the planted and prevented planted acres approved by the FSA COC for a crop. P&CP is limited to initially planted, or prevented planted crop acreage, **except** for crops planted in an FSA approved double-cropping sequence. Replacement crop acreage is not included as P&CP.

### Practical and Customary to Replant

Practical and customary to replant means, as determined by FSA, replanting the covered crop or commodity is customary and will allow the crop or commodity to attain maturity before the calendar date for the end of the coverage period.

### Prevented Planting

Prevented planting means the inability to plant the intended crop acreage with proper equipment during the established planting period for the crop type.

**Definitions of Terms Used in This Handbook (Continued)****Producer**

Producer means an owner, operator, landlord, tenant, or sharecropper, who shares in the risk of producing a crop and who is entitled to a share of the crop available for marketing from the unit, or would have shared had the crop been produced.

**Production Report**

Production report means a written record showing the commodity's annual production and used to determine the producer's yield for NAP purposes. See paragraph 602.

**Production Variance**

Production variance means the amount of production that the reported production may differ from the determined production without a total loss of benefits.

**Rule:** The production variance limitation is 5 percent of the reported production.

**\*--Relative Feed Value (RFV)**

RFV means the number used to measure the quality of forage that is an index that ranks forage by potential digestible DM intake and is calculated from digestible DM and DM intake.--\*

**Repeat Crop**

Repeat crop means a subsequent planting of the same crop or commodity planted on the same acreage as previous plantings of the same crop or commodity in the same planting period and crop year.

**Replacement Crop Acreage**

Replacement crop acreage is acreage of another crop or commodity planted as a subsequent crop. Replacement crops are not P&CP and are not eligible for NAP.

**Replacement Yield**

Replacement yield means a yield equal to 65 percent of the T-yield that may replace an actual or appraised yield any year in the base period when the actual or appraised yield is less than 65 percent of the T-yield because of a natural disaster.

**Definitions of Terms Used in This Handbook (Continued)****Salvage Value**

Salvage value means the dollar amount or equivalent received by or available to the producer for the quantity of the commodity that **cannot** be marketed or sold in any market for which a NCT price or yield is established by FSA. The loss of quality resulting in a commodity becoming salvage **must** be because of natural disaster.

**Seed Crop**

Seed crop means propagation stock commercially produced for sale as seed stock for eligible crops.

**Seeded Forage**

Seeded forage means acreage that is mechanically seeded with grasses or other vegetation at regular intervals, at least every 7 years, according to good farming practices.

**Share**

Share means the producer's percentage interest in the eligible crop as an owner, operator, or tenant at the time of planting or beginning of the crop year.

For determining eligibility for NAP payments, the producer's share will not exceed the producer's share at the earlier of the time of loss or the beginning of harvest.

**Shareholder Community Supported Agriculture Operation**

Shareholder Community Supported Agriculture Operation means a consumer-driven operation where the consumer organizes the Community Supported Agriculture, owns or leases the farm, and hires a farmer to produce the farm products.

**Short Rotation Woody Crops**

Short rotation woody crops mean fast-growing trees that reach their economically optimum size between 4 and 20 years old.

**Definitions of Terms Used in This Handbook (Continued)****Small Grain Forage**

Small grain forage means a stand of pure wheat, barley, oats, triticale, or rye intended for forage for animal consumption.

**Sorghum Forage**

Sorghum forage means a stand of sorghum intended for forage for animal consumption.

**Soybean Forage**

Soybean forage means a stand of soybeans intended for forage for animal consumption.

**Subscription Community Supported Agriculture Operation**

Subscription Community Supported Agriculture Operation means a farmer-driven operation where the farmer owns or leases the farm, organizes the Community Supported Agriculture, produces the farm products, and recruits the customer members or subscribers.

**Substitute Yield**

Substitute yield means a one-time substitution yield of 65 percent of T-yield for all zero certified yields and assigned yields, if applicable, for the first year of the NAP participation after 2014 as a result of changes due to the Agricultural Act of 2014.

**Definitions of Terms Used in This Handbook (Continued)**

**\*--THC**

THC means delta-9 tetrahydrocannabinol.--\*

**Type or Variety of a Crop**

Type or variety of a crop means a scientifically recognized subspecies of a crop having a particular characteristic or set of characteristics.

**Transitional Acreage**

Transitional acreage means acreage on which organic farming practices are being followed that does not yet qualify to be designated as organic acreage.

**Transitional Yield (T-Yield)**

T-yield means an estimated yield equal to the county-expected yield used to calculate individual producer-approved yields when less than 4 consecutive years of production records are available according to paragraph 407.

**Definitions of Terms Used in This Handbook (Continued)****Unit**

Unit means the interest of the producer in the administrative county on the basis of the unique relationship of the owner to 1 or more operators. The unit is the foundation for all determinations of acreage, production, value, AUD, approved yields, eligible losses, payments, and other NAP requirements.

Separate and distinct units are:

- 100 percent interest as owner and/or operator
- less than 100 percent interest as owner or operator
- less than 100 percent interest, as owner or operator in an inverse relationship.

**Value Loss Crop**

Value loss crop means a crop that has inventory losses associated with a disaster event, rather than production losses. These crops are nursery, Christmas trees, aquaculture, floriculture, mushrooms, ginseng, turfgrass sod, sea grass, and sea oats.

**\*--Written Agreement**

A written agreement is a document designed to provide crop insurance for insurable crops when coverage or rates are unavailable, or to modify existing terms and conditions in the crop insurance policy when specifically permitted by the policy.--\*

**Zero Acres Planted**

Zero acres planted means an APH database entry of “Z” in the “Yield Type” field, indicating an acreage report of zero acres planted.

**Zero Credited Yield**

Zero credited yield means an APH database entry of “0” in the “Yield Type” field, indicating that:

- no production report was filed although an acreage report was filed for the applicable crop year
- an assigned yield already appears in the APH base period.





**\*--Determining Crops Covered by Insurance Using RMA Websites--\***

**1 RMA Insurable Crop Information**

**A Sources**

State and County Offices can monitor insurable crops by accessing RMA's website.

Reports of insurable crops by county can be downloaded by accessing RMA's AIB or RIRS. This information is available using the following links:

- RMA AIB Landing page at <https://webapp.rma.usda.gov/apps/actuarialinformationbrowser/>
- RMA RIRS Landing page at <https://webapp.rma.usda.gov/apps/RIRS/CropInsurancePlan.aspx>.

**2 Using RMA AIB**

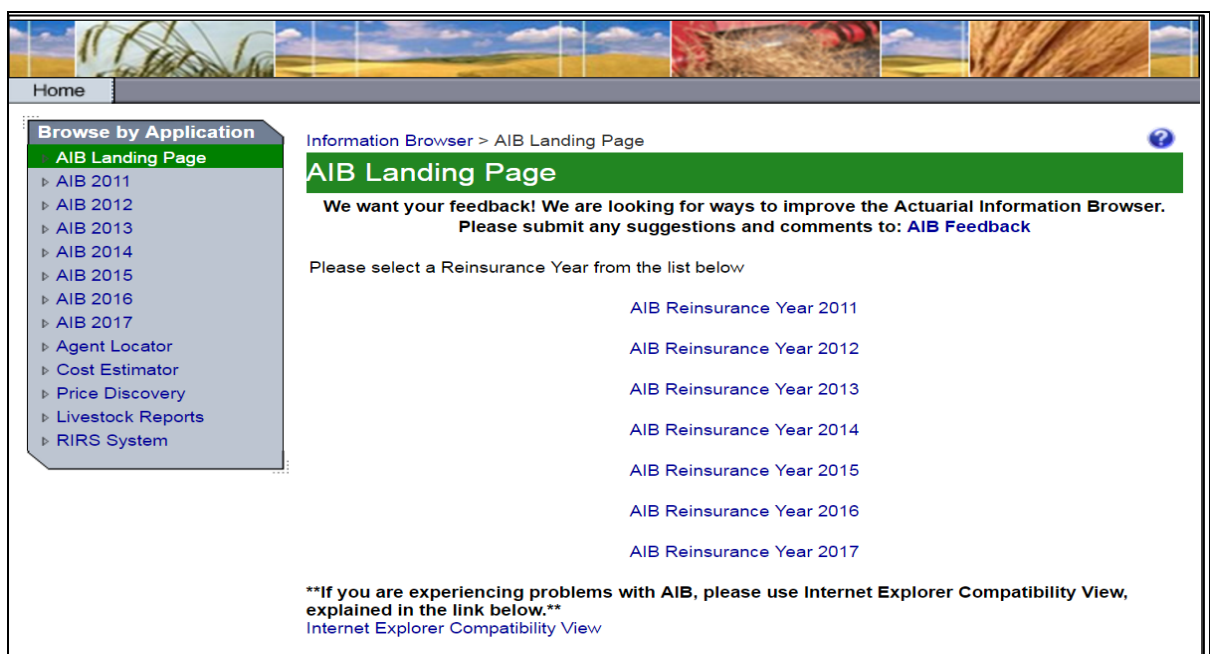
**\*--A Identifying Insurable Prices in AIB**

The RMA AIB Landing Page allows users to identify, in an exportable report:--\*

- insurable commodities and plans by Year, State, and County
- special Provisions for insurable commodities
- other data, such as prices, yields, types/practices, dates, unit structure, etc.

The report is county-specific and therefore, information must be researched 1 county at a time. To research insurable data for multiple counties at once use the RIRS reports (see paragraph 3).

To look up the insurable prices, select the applicable program year on the AIB Landing Page.



**\*--Determining Crops Covered by Insurance Using RMA Websites (Continued)**

**2 Using RMA AIB (Continued)**

**A Identifying Insurable Prices in AIB (Continued)**

After selecting the applicable AIB Reinsurance Year link, select the desired Commodity, Commodity Year, Insurance Plan, State, and County, from the appropriate drop-down menus, and then CLICK **“View Report”**.--\*

The screenshot displays the USDA Actuarial Information Browser 2017 web application. The header includes the USDA logo and the text 'United States Department of Agriculture Risk Management Agency' and 'Actuarial Information Browser 2017'. A navigation bar contains a 'Home' link. A left sidebar titled 'Browse by Application' lists various options, with 'Crop' selected and highlighted in green. The main content area shows the breadcrumb 'Information Browser > AIB 2017 > Crop' and a green header for the 'Crop' section. Below this, there are four numbered dropdown menus: 1. Commodity: Cabbage (0072), 2. Commodity Year: 2017, 3. Insurance Plan: APH (90), and 4. State: Florida (12). Below the State dropdown is a County dropdown menu showing 'St Johns (109)'. At the bottom of the form are 'Clear' and 'View Report' buttons. A note at the bottom states: 'Commodity Year, as used throughout this application, represents Crop Year / Insurance Year as applicable for the commodity.'

**\*--Determining Crops Covered by Insurance Using RMA Websites (Continued)**

**2 Using RMA AIB (Continued)**

**A Identifying Insurable Prices in AIB (Continued)**

A set of reports will be displayed. Select the “**Prices**” tab to view the established price for each type and practice. Users may scroll to view the entire report or export the report to a PDF, Word, or Excel file.--\*

USDA United States Department of Agriculture  
Risk Management Agency

Information Browser > AIB 2017 > Crop > Commodity Report

AIB 2017

Commodity Report

1 Commodity: Cabbage (0072)  
2 Commodity Year: 2017  
3 Insurance Plan: APH (90)  
4 State: Florida (12)  
County: St Johns (109)

ITM Admin Messages  
The AIB Map Viewer requires Silverlight. We are aware this feature does not work with Go Chrome or Microsoft Edge and are researching alternative map viewers that will not require plug-ins. Internet Explorer can be used to view the maps.

Types / Practices Unit Structure **Prices** T-Yield Dates Rates Subsidy Factors Special Provisions Links

Prices  
Selection Criteria  
Year: 2017 Commodity: Cabbage (0072) State: Florida (12)  
Data: Released Plan: APH (90) County: St Johns (109)

Types / Practices	T/P 01	T/P 02	T/P 03	T/P 04	T/P 05
Type	Red (Fresh) 992	Red (Fresh) 992	Red (Fresh) 992	Red (Fresh) 992	Red (Fresh) 992
Practice	Spring Transplanted Irr. 340	Spring Direct Seeded Irr. 330	Winter Transplanted Irr. 240	Winter Direct Seeded Irr. 230	Fall Transplanted Irr. 220
<b>Prices - Base County</b>					
Established Price	\$14.9000	\$14.9000	\$14.9000	\$14.9000	\$14.9000
Catastrophic Price	\$8.2000	\$8.2000	\$8.2000	\$8.2000	\$8.2000
Maximum Contract Price Factor					
Maximum Contract Price					
Contract Price Code					

**Note:** This example illustrates a crop with only 1 price per State; however, there may be instances with multiple prices in 1 county or State. In these instances, the FCIC prices must be averaged to determine the State NAP price.

**\*--Determining Crops Covered by Insurance Using RMA Websites (Continued)--\***

**2 Using RMA AIB (Continued)**

**B Identifying Insurable Organic Prices in AIB**

\*--The established OC (organic crop) price can be found by scrolling to the right of the Type/Practices column and locating the crop practice labeled OC.--\*

USDA United States Department of Agriculture  
Risk Management Agency Information Browser > AIB 2017 > Crop > Commodity Report

AIB 2017

Commodity Report

1 Commodity: Cabbage (0072)  
2 Commodity Year: 2017  
3 Insurance Plan: APH (90)  
4 State: Florida (12)  
County: St Johns (109)

ITM Admin Messages  
The AIB Map Viewer requires Silverlight. We are aware this feature does not work with Google Chrome or Microsoft Edge and are researching alternative map viewers that will not require plug-ins. Internet Explorer can be used to view the maps.

Types / Practices Unit Structure Prices T-Yield Dates Rates Subsidy Factors Special Provisions Links

1 of 1 Find | Next

Types / Practices	T/P 13	T/P 14	T/P 15	T/P 16	T/P 17
Type Practice	Red (Fresh) 992 Spring Transplanted Irr.(OC) 779	Red (Fresh) 992 Spring Direct Seeded Irr.(OC) 777	Red (Fresh) 992 Winter Transplanted Irr.(OC) 775	Red (Fresh) 992 Winter Direct Seeded Irr.(OC) 773	Red (Fresh) Fall Transplanted 771
Prices - Base County					
Established Price	\$23.8500	\$23.8500	\$23.8500	\$23.8500	\$23.8500
Catastrophic Price	\$13.1200	\$13.1200	\$13.1200	\$13.1200	\$13.1200
Maximum Contract Price Factor	1.5000	1.5000	1.5000	1.5000	1.5000
Maximum Contract Price	\$35.7750	\$35.7750	\$35.7750	\$35.7750	\$35.7750
Contract Price Code	Yes	Yes	Yes	Yes	Yes

**\*--Determining Crops Covered by Insurance Using RMA Websites (Continued)--\***

**2 Using RMA AIB (Continued)**

**C Identifying Insurable Yields in AIB**

\*--The conventional yield can be found by selecting the “**T-Yield**” tab and locating the--\*  
desired crop type and year(s) by scrolling to the right.

The screenshot shows the USDA Risk Management Agency AIB 2017 Commodity Report. The page is titled "Commodity Report" and includes a navigation bar with tabs: Types / Practices, Unit Structure, Prices, **T-Yield** (highlighted), Dates, Rates, Subsidy Factors, Special Provisions, and Links. The left sidebar contains filters for Commodity (Cabbage (0072)), Commodity Year (2017), Insurance Plan (APH (90)), State (Florida (12)), and County (St Johns (109)). The main content area displays "T-Yield Selection Criteria" for Year 2017, Commodity Cabbage (0072), State Florida (12), and County St Johns (109). Below this, a table lists various crop types and practices with their corresponding yields. The table is organized into columns for Types / Practices, T/P 01, T/P 02, T/P 03, and T/P 04. The data is as follows:

Types / Practices	T/P 01	T/P 02	T/P 03	T/P 04
Red (Fresh) 992	Red (Fresh) 992	Red (Fresh) 992	Red (Fresh) 992	Red (Fresh) 992
Spring Transplanted Irr.	Spring Direct Seeded Irr.	Winter Transplanted Irr.	Winter Direct Seeded Irr.	
340	330	240	230	
-	-	-	-	

Below the table, there is a section for "Transitional Yields" with a table showing yields for different years and sub-counties.

Sub County	Year	CWT	CWT	CWT	CWT
	2017	331.00	298.00	320.00	288.00
	2016	331.00	298.00	320.00	288.00
	2015	331.00	298.00	320.00	288.00
	2014	301.00	271.00	291.00	262.00

**\*--Determining Crops Covered by Insurance Using RMA Websites (Continued)--\***

**2 Using RMA AIB (Continued)**

**C Identifying Insurable Yields in AIB**

The organic yield can be found by scrolling to the right and locating the crop type labeled OC.

USDA United States Department of Agriculture  
Risk Management Agency Information Browser > AIB 2017 > Crop > Commodity Report

AIB 2017

Commodity Report

1 Commodity: Cabbage (0072)  
2 Commodity Year: 2017  
3 Insurance Plan: APH (90)  
4 State: Florida (12)  
County: St Johns (109)

ITM Admin Messages  
The AIB Map Viewer requires Silverlight. We are aware this feature does not work with Google Chrome or Microsoft Edge and are researching alternative map viewers that will not require plug-ins. Internet Explorer can be used to view the maps.

Types / Practices Unit Structure Prices **T-Yield** Dates Rates Subsidy Factors Special Provisions Links

1 of 1 Find | Next

T/P 12	T/P 13	T/P 14	T/P 15	T/P 16	T/P 17
Green (Fresh) 991 Fall Direct Seeded Irr. 130	Red (Fresh) 992 Spring Transplanted Irr.(OC) 779	Red (Fresh) 992 Spring Direct Seeded Irr.(OC) 777	Red (Fresh) 992 Winter Transplanted Irr.(OC) 775	Red (Fresh) 992 Winter Direct Seeded Irr.(OC) 773	Red (Fresh) 992 Fall Transplanted Irr.(OC) 771
CWT	CWT	CWT	CWT	CWT	CWT
293.00	265.00	239.00	256.00	230.00	260.00
293.00	265.00	239.00	256.00	230.00	260.00
293.00	265.00	239.00	256.00	230.00	260.00
266.00	211.00	190.00	204.00	184.00	207.00

**D Calculating RMA Organic Yield Factors**

To determine the organic factor for a crop, divide the organic yield by the conventional yield.

In this example the factor would be  $265 / 331 = 0.80$ .

**Note:** Rounding to hundredths.

This indicates that the organic yield for cabbage is capable of producing 80 percent of the conventional yield, or 20 percent less than the conventional yield.



**\*--Determining Crops Covered by Insurance Using RMA Websites (Continued)--\***

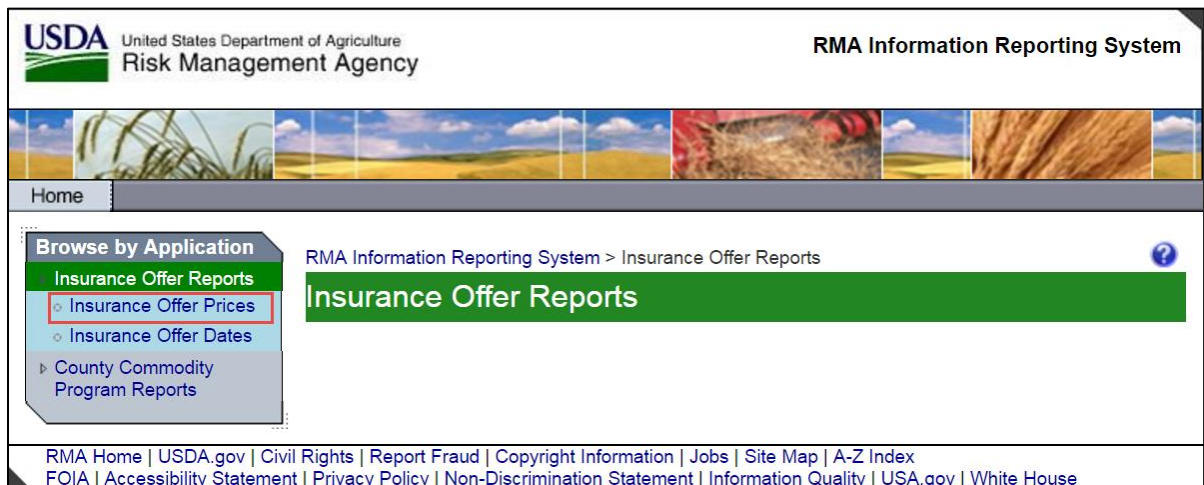
**3 Using RIRS**

**A Identifying Insurable Prices in RIRS**

Using reports provided in PDF, Word, or Excel, the RIRS page allows users to identify:

- insurance offer prices
- insurance offer dates
- insurable commodities and plans by year
- insurable commodities and plans by State and county
- number of insurable counties by year, commodity, and plan
- number of insurable commodities by State.

**\*--To view the insurable prices, select the “Insurance Offer Prices” report.--\***



**\*--Determining Crops Covered by Insurance Using RMA Websites (Continued)--\***

**3 Using RIRS (Continued)**

**A Identifying Insurable Prices in RIRS (Continued)**

**Example:** To identify insurable prices using an Excel spreadsheet for cabbage in Florida for 2017, select the applicable Commodity Year, Commodity, Insurance Plan, and State. Scroll to “Report Output Format” at the bottom of the page and select “Excel Spreadsheet” from the drop-down menu.

The screenshot displays the USDA Risk Management Agency's RMA Information Reporting System (RIRS) interface. The main heading is "Insurance Offer Prices". On the left, a "Browse by Application" menu lists "Insurance Offer Reports", "Insurance Offer Prices" (selected), "Insurance Offer Dates", and "County Commodity Program Reports". The main content area shows filters for "Select criteria to filter report":

- 1 Commodity Year:** Radio buttons for years 2010 through 2018. 2017 is selected.
- 2 Commodity:** A list of commodities with checkboxes. "Cabbage (0072)" is selected.
- 3 Insurance Plan:** A list of insurance plans with checkboxes. "APH (90)" is selected.
- 4 State:** A list of states with checkboxes. "Florida (12)" is selected.
- County:** A dropdown menu.

Below the filters, there is a section for "Select fields to display" with three checkboxes: "Insurance Offer fields", "Type/Practice fields", and "Price fields". At the bottom, the "Report output format" is set to "Excel Spreadsheet". A red note at the bottom states: "Application requires Microsoft Excel 2007 or newer to use the Excel report output. For large number of records and fields to display, Excel is the preferred report format as Word/Pdf report formats may not work."



**--Determining Crops Covered by Insurance Using RMA Websites (Continued)--\***

**3 Using RIRS (Continued)**

**A Identifying Insurable Prices in RIRS (Continued)**

Once the report is generated and opened, many data elements will be displayed. Refer to the column labeled “Established Price”.

**Note:** The insurable price update in the NCT will average the established price for that crop, type, and intended use, within the State, if different prices are present, such as those between counties or practices.

In this example, the established average market price is \$14.90, and the established OC price is \$23.85 for all types, uses, and practices of the crop in all counties. Therefore, these 2 prices may be used, without further averaging across the State, for the average market price and the certified organic price, respectively.

AH	AI	AJ	AK	AL
Catastrophic Price	Established Price	Contract Price Code	Maximum Contract Price	Maximum Contract Price Factor
8.2	14.9			
8.2	14.9			
8.2	14.9			
8.2	14.9			
8.2	14.9			
13.12	23.85	CP	35.775	1.5
8.2	14.9	CP	29.8	2
13.12	23.85	CP	35.775	1.5
8.2	14.9	CP	29.8	2
13.12	23.85	CP	35.775	1.5
8.2	14.9	CP	29.8	2

**Note:** If a State is not selected, the report will display all established prices where coverage is available.



**\*--Letter in Response to CCC-471 Filed for a Crop for Which FSA Cannot Extend Coverage**

The following is an example of a letter to a participant who submits CCC-471 accompanied by a service fee or written request for waiver of fee that includes a crop for which FSA cannot extend coverage.

Dear *[enter name of producer filing CCC-471]*:

This letter responds to an application for coverage you filed under the Noninsured Crop Disaster Assistance Program (NAP) for planting period *[enter planting period]* *[enter crop name(s) identified on CCC-471]*. FSA has reviewed your application for coverage and supporting documentation.

It has been determined that FSA cannot extend coverage on *[enter planting period]* *[enter crop name(s) identified on CCC-471]* because *[explain why we cannot extend coverage on the specified crop from the CCC-471]*.

Although action has been taken on your application for coverage, this is not a determination of payment eligibility, because you have yet to file an application for payment. If you file an application for payment that includes *[enter planting period]* *[enter crop name(s) identified on CCC-471]* and FSA disapproves it either in whole or in part, FSA will at that time notify you of that decision in writing and afford you with applicable appeal rights.

Regulations at 7 CFR 11.1 and 7 CFR 780.2 define an adverse determination as an administrative decision made by an officer, employee, or committee of an agency that is adverse to a participant. These same regulations also define a participant as any individual or entity who has applied for, or whose right to participate in or receive a payment, loan, loan guarantee, or other benefit in accordance with any program of an agency to which the regulations in 7 CFR parts 11 and 780 apply is affected by the decision of such agency. This is not an "adverse determination" as defined in these regulations. Consequently, no appeal or appealability review rights apply to this notification.

If you would like to file an application for payment, you may contact the *[enter service center]* County FSA Office by the application deadline.

Sincerely,

County Executive Director

--\*



**\*--CCC-456, NAP Crop Data Information for New NAP Crops**

**A Completing CCC-456**

CCC-456 must be completed for every county. For those value loss crops that have varying prices by size, 1 type may have separate column type entries. Complete CCC-456 according to this table.

<b>Item</b>	<b>Instructions</b>
1	Enter the State and/or county name, as applicable.
2	Enter the crop year.
3	Enter the contact person responsible for the data provided.
4	<p>If additional pages are needed for a State or county, ENTER “X” of “Y”.</p> <p><b>Note:</b> “X” denotes the specific page number, “Y” denotes the total pages for a State or county.</p>
<b>Part A – Crop Information</b>	
5	<p>Enter the crop name. The crop name will be:</p> <ul style="list-style-type: none"> <li>reflected in 2-CP, Exhibit 10</li> <li>identified in each column of item 5 if there are recommendations, including different specific data in items 6 through 32.</li> </ul> <p>Check the “New Crop” box if the crop is not currently listed in 2-CP or is not available for selection in NCT.</p> <p><b>Note:</b> For Category 1 forage, enter the crop name, type, or variety of each forage species, and complete items 6 through 32 in separate columns.</p>
6	Enter the crop code reflected in 2-CP, Exhibit 10.
7	<p>Enter the crop type or variety name, if applicable, reflected in 2-CP, Exhibit 10. Check the “New Type or Variety” box if the crop type is not currently listed in 2-CP or is not available for selection in NCT.</p> <p><b>Note:</b> If no type is available, ENTER “N/A”.</p>
8	Enter the crop type or variety code, if applicable.
9	<p>Check either the “Irrigated” or “Nonirrigated” box for the practice that is being requested.</p> <p><b>Note:</b> If the crop has both irrigated and nonirrigated in the county, check both boxes.</p>

--\*

\*--CCC-456, NAP Crop Data Information for New NAP Crops (Continued)

A Completing CCC-456 (Continued)

Item	Instructions
10	<p>Enter the intended use of the crop. Examples include, but are not limited to:</p> <ul style="list-style-type: none"> <li>• fresh</li> <li>• processed</li> <li>• forage</li> <li>• silage</li> <li>• seed.</li> </ul> <p>Check the “New Intended Use” box if the crop is not currently listed in 2-CP or is not available for selection in NCT.</p> <p><b>Notes:</b> If the crop has more than 1 intended use, use separate columns for each intended use.</p> <p>If STC anticipates the need for a CCC-established price for secondary use according to paragraph 202, complete CCC-456 for this secondary use. After identifying all elements of the secondary use, add the suffix “SU” to the name of the crop.</p>
11	<p>Enter the unit of measure for the crop. See paragraph 2 for applicable units of measure.</p> <p>For value loss crops, use a separate column entry for each size.</p>
12	Enter the pounds per unit of measure if the unit of measure in item 11 is not pounds.
13	If there are multiple plantings of the crop within the crop year, enter the planting number and include data in separate columns for each planting period. If there is only 1 planting within the crop year, ENTER “1”.
14	Enter the number of acres historically reported for the crop in the State or county.
15	Enter the number of producers growing the crop in the State or county.
<b>Part B – STC Recommendations</b>	
16	Enter the application closing date for the crop. The application closing date for each crop within the State should correspond with the sales closing date as established by RMA, if applicable.
17	<p>Enter the final planting date of the crop based on the planting(s).</p> <p><b>Note:</b> Some crops, such as tree crops, value loss crops, and other perennial crops, may not have a final planting date. ENTER “N/A” if a final planting date is not applicable.</p>
18	Enter the crop acreage reporting date according to 2-CP.
19	Enter the normal harvest date for the crop.

--\*

\*--CCC-456, NAP Crop Data Information for New NAP Crops (Continued)

A Completing CCC-456 (Continued)

Item	Instructions
20	Enter the recommended prevented planting factor or the established prevented planting factor according to paragraph 279 for computing payments when a producer was prevented from planting the crop. Include the source data used.  <b>Note:</b> Some crops, such as tree crops, value loss crops, and other perennials, may not have a prevented planting factor. ENTER "N/A" if a prevented planting factor is not applicable.
21	Enter the recommended unharvested payment factor or established unharvested payment factor according to paragraph 279 for computing payments when a producer planted the crop but was unable to harvest the crop. Include the source data used.
22	Enter the STC-recommended average market price. Include the source data used for each year (for up to 5 years) according to paragraph 278.  <b>Exception:</b> For forage intended for grazing, including small grain forage, enter the number of days grazed.
23	Enter the STC-recommended average expected yield. Include the source data used for each year (for up to 5 years) according to paragraph 276.  <b>Exception:</b> For forage intended for grazing, enter the acres per AU.
24	Enter the STC-recommended organic average market price. Include the source data used for each year (for up to 5 years) according to paragraph 278.
25	Enter the STC-recommended organic county expected yield. Include the source data used for each year (for up to 5 years) according to paragraph 276.
26	Enter the STC-recommended direct average market price. Include the source data used for each year (for up to 5 years) according to paragraph 278.
<b>Part C – NASS Data</b>	
27	Check "Yes" or "No" to indicate whether NASS data is available for the crop.
28	Enter the NASS average price calculated. If NASS data from outside the State is considered, include the name of the applicable State(s) in parenthesis to the right of the price.  If NASS does not have price data, leave blank.
29	Enter the NASS average yield calculated. If NASS data from outside the State is considered, include the name of the applicable State(s) in parenthesis to the right of the yield.  If NASS does not have yield data, leave blank.

--\*

**\*--CCC-456, NAP Crop Data Information for New NAP Crops (Continued)**

**A Completing CCC-456 (Continued)**

Item	Instructions
<b>Part D – RMA Data</b>	
30	Check “Yes” or “No” to indicate whether RMA data is available for the crop.
31	<p>Enter the RMA price established within the State. If the crop is insurable other than in the county included in item 1, include the names of any counties where insurance is available within the State in parenthesis to the right of the price.</p> <p>If the crop is not insurable within the State, leave blank.</p>
32	<p>Enter the RMA organic established price for the administrative county. If the crop is insurable other than in the administrative county included in item 1, include the names of any counties where insurance is available in parenthesis to the right of the price.</p> <p>If the crop is not insurable in the administrative county or other counties within the State, leave blank.</p>

--\*



**\*--CCC-456, NAP Crop Data Information for New NAP Crops (Continued)**

**B Example of CCC-456**

Following is an example of CCC-456.

<b>CCC-456</b> (01-25-21)		<b>U.S. DEPARTMENT OF AGRICULTURE</b> Commodity Credit Corporation		1. STATE and/or COUNTY NAME	2. CROP YEAR
<b>NAP CROP DATA INFORMATION FOR NEW NAP CROPS</b>				3. CONTACT PERSON	4. PAGE OF
<b>PART A CROP INFORMATION</b>					
5. Crop Name <input type="checkbox"/> New Crop	(A)	(B)	(C)	(D)	
6. Crop Code					
7. Type or Variety Name <input type="checkbox"/> New Type or Variety					
8. Type or Variety Code					
9. Practice <input type="checkbox"/> Irrigated <input type="checkbox"/> Nonirrigated		<input type="checkbox"/> Irrigated <input type="checkbox"/> Nonirrigated	<input type="checkbox"/> Irrigated <input type="checkbox"/> Nonirrigated	<input type="checkbox"/> Irrigated <input type="checkbox"/> Nonirrigated	<input type="checkbox"/> Irrigated <input type="checkbox"/> Nonirrigated
10. Intended Use <input type="checkbox"/> New Intended Use					
11. Unit of Measure					
12. Pounds per Unit of Measure, If applicable					
13. Planting Period					
14. Acres Reported					
15. Number of Producers Growing the Crop					
<b>PART B STC RECOMMENDATIONS (NOTE: Items 20 through 26 require additional information, see instructions.)</b>					
16. Application Closing Date					
17. Final Planting Date					
18. Acreage Reporting Date					
19. Normal Harvest Date					
20. Prevented Planting Factor					
21. Unharvested Factor					
22. Average Market Price					
23. Average Expected Yield					
24. Organic Average Market Price					
25. Organic Expected Yield					
26. Direct Average Market Price					
<b>PART C NASS DATA</b>					
27. Available <input type="checkbox"/> Yes <input type="checkbox"/> No		<input type="checkbox"/> Yes <input type="checkbox"/> No	<input type="checkbox"/> Yes <input type="checkbox"/> No	<input type="checkbox"/> Yes <input type="checkbox"/> No	<input type="checkbox"/> Yes <input type="checkbox"/> No
28. Average Price					
29. Average Yield					
<b>PART D RMA DATA</b>					
30. Available <input type="checkbox"/> Yes <input type="checkbox"/> No		<input type="checkbox"/> Yes <input type="checkbox"/> No	<input type="checkbox"/> Yes <input type="checkbox"/> No	<input type="checkbox"/> Yes <input type="checkbox"/> No	<input type="checkbox"/> Yes <input type="checkbox"/> No
31. Established Price					
32. Organic Established Price					

--\*



### Example of Letter to Producer Advising of Results of Office Determination

The following is an example of a letter advising a participant that a payment was not computed, or  
\*--will **not** be issued, in response to CCC-576, Part I.

Date:

I M Farmer  
9999 Any Street  
Somewhere ST 99999

Dear Mr. Farmer:

This letter is in response to your application for payment (your CCC-576, Part I) under the Noninsured Crop Disaster Assistance Program (NAP).

FSA processed that application and determined you are not due a payment. Accordingly, a payment will not be issued.

If you believe the application has not been processed properly, you may appeal this determination to the county committee by filing a written request no later than 30 calendar days after you receive this notice in accordance with the FSA appeal procedures found at 7 CFR Part 780. If you appeal to the county committee, you have the right to an informal hearing which you or your representative may attend either personally or by telephone. If you appeal this determination to the FSA County Committee; you may later appeal any adverse determination of the county committee to the FSA State committee or the National Appeals Division. To appeal, write to the County Committee at the following address and explain why you believe this determination is erroneous.

Somewhere County FSA Committee  
99 Some Street  
Somewhereville, ST 99999

If you do not timely file an appeal of this determination, this will be the final administrative determination with respect to this matter in accordance with regulations at 7 CFR Part 780.

Sincerely,

IM CED  
County Executive Director

--\*



**\*--NASS Quick Stats Total As a Resource for Price and Yield Data**

**A Identifying Price and Yield Data in Quick Stats**

State and County Offices can find annual crop data by accessing the NASS website at <https://www.nass.usda.gov/>.

Price and yield data, reported by state, can be downloaded by accessing NASS Quick Stats Tool or may be summarized in available publications by State or region.

The tool is available at <https://quickstats.nass.usda.gov/>.

For guidance with using the NASS Quick Stats Tool, tutorial videos are available at <https://quickstats.nass.usda.gov/tutorials>.

**B Identifying Price and Yield Data in Quick Stats**

The following table lists the Quick Stat fields that correspond with applicable NAP crop data.

NAP	NASS
Yield	Category : Yield Date Item: Yield measured in UOM / acre Geographic Level: State Select Time: Year
Price	Category : Price received Data Item: Price received, measured in \$/ UOM Geographic Level: State Select Time: Year (one or more)

The following table provides instructions for checking price and yield data for specific crops using Quick Stats.

Step	Action
1	CLICK “ <b>Survey</b> ” under the “Program” menu.
2	CLICK “ <b>Crops</b> ” under the “Sector” menu.
3	Skip to “Commidty” field and select the desired crop in the “Commodity” menu.
4	Select Price received and Yield in the “Category” Menu (hold CRTL to select more than one menu item).
5	For price, select “Crop – Price Received, Measured in \$/ UOM” For yield, select “Crop – Yield, Measured in UOM / Acre”
6	CLICK “ <b>State</b> ” in the “Geographic Level” field and select desired State from “State” menu.  <b>Note:</b> If the desired State is not listed, there is no NASS data available for that crop in that state
5	Select the Year(s) in the Years menu  <b>Note:</b> If the year is not listed, there is no NASS data available for that crop in that year
6	CLICK “Get Data” to view the report.

--\*

**\*--NASS Quick Stats Total As a Resource for Price and Yield Data (Continued)**

**C Identifying Organic Price and Yield Data in Quick Stats**

The following table provides the Quick Stat fields corresponding with applicable NAP organic crop data.

**Note:** Enter organic in the “Keyword Search” to limit the number of relevant fields.

NAP	NASS
Organic Yield	Categories : Area Harvested and Production Date Items: Acres Harvested and Production Measured in UOM Geographic Level: State Select Time: Year
Price	Categories: Area Harvested and Sales Data Items: Acres Harvested and Sales Measured in \$ Geographic Level: State Select Time: Year (one or more)

The price and yield must be calculated using the identified fields. Unlike the average price and yield data, NASS does not provide the final price or yield amounts for each organic crop.

**Notes:** To determine the organic yield, divide the production by the number of acres.

To determine the organic price, divide the sales by the number of acres.

The following table provides instructions for obtaining organic price and yield data using Quick Stats.

Step	Action
1	Enter “Organic” in the “keyword search” near the top of the screen <ENTER>.
2	Skip “Program”, “Setup”, and “Group” fields. Select the desired crop in the “Commodity” menu.
3	Select Area Harvested, Production and Sales in the “Category” Menu (hold CTRL to select more than one menu item).
4	For price, select “Crop, Organic- Acres Harvested”, and “Sales Measured in \$.” For yield, select “Crop, Organic – Acres Harvested”, and “Production Measured in UOM ”
5	Select the desired State in the “Geographic Level”  <b>Note:</b> If the desired State is not listed, there is no NASS data available for that crop in that State
6	Select the Year(s) in the “Year” menu  <b>Note:</b> If the year is not listed, there is no NASS data available for that crop in that year
7	CLICK “ <b>Get Data</b> ” to view the report.
8	Price, divide the sales by the number of acres harvested Yield, divide the “production measures in UOM” by the number of “acres harvested”

--\*

**\*--Identifying AMS Price Data**

**A USDA AMS Market News and Local and Regional Data**

State and County Offices can find annual price data by accessing the AMS website through USDA Market News service at <https://www.ams.usda.gov/market-news>. By accessing the Market News portal, users can customize price reports to meet their specific data needs. These reports may provide data associated to NAP crops. Price data can be accessed by downloading Market News Custom Reports. Farmers Market price data has been compiled for many states and is available; however, that information may not be customized. Definitions and guidance associated to Market News can be found at <https://marketnews.usda.gov/mnp/fv-help-01>.

**Important:** AMS prices for local and regional markets, shipping point, and wholesale markets **do not** represent an in-field price and should **not** be used without manipulation. The NAP average market price is established on a harvested basis without the inclusion of transportation, storage, processing, packing, marketing, or other post-harvest expenses.

Data used for NAP must **not** include import prices.

**B Available Data**

The Market News portal can be used to create customizable reports for crop prices; however, not all data is appropriate for NAP purposes because the numbers do not represent prices received by producers. Exceptions to this include organic grain and hay prices.

The following reports available in the Market News portal may be used as a NAP price data resource.

Report	Summarized by	Time Period Available
Shipping Point	commodity (State or district) or location (State or district)	daily weekly (up to two years) season
Farmers Market	varies	varies

--\*

**\*--Identifying AMS Price Data (Continued)**

**B Available Data (Continued)**

The following reports available in the Market News portal are **not** recommended to be used as NAP price data sources without further research and/or manipulation to ascertain the price received by producers.

<b>Report</b>	<b>Summarized by</b>	<b>Time Period Available</b>
Terminal Market	commodity or location (city)	daily weekly (up to two years)
Retail	commodity or location (region)	daily (up to two years)
Movement	commodity or location (State or country)	daily weekly season annual

**Note:** The reports may not include price data for all crops in all States.

**C AMS Report Definitions**

**Shipping Point**

Shipping point reports cover major fruit and vegetable growing areas. The reports include Free on Board (the buyer assumes all risks of loss and damage in transit not caused by the seller), or shipping point prices, that represent the most uniform level of trading. Prices are typically reported daily by type of sale and indicate at what price the product was sold. Imported fruit and vegetables from Mexico, the Caribbean basin, and other areas are also reported as shipping point information, based on the point of entry into the U.S. Shipping Point information is available as Custom Reports or Standard (formatted) reports.

Shipping point prices represent open (spot) market sales by first handlers on product of generally good quality and condition unless otherwise stated, and may include promotional allowances or other incentives. No consideration is given to after-sale adjustments unless otherwise stated. Brokerage fees paid by the shipper are included in the price reported. Delivered sales, shipping point basis excludes all charges for freight.

**Terminal (Wholesale) Market**

Wholesale market reports on fruits and vegetables are typically issued daily based on information gathered at 13 major U.S. cities. These reports show price data on commodities traded at the local wholesale market level. Prices reported in wholesale markets are those received by wholesalers for sales in quantities of less than a carload or truckload, for product that is of good merchantable quality and condition, unless otherwise described. Terminal market information is available as Custom Reports or Standard (formatted) reports.--\*



**\*--Identifying AMS Price Data (Continued)**

**C AMS Report Definitions (Continued)**

**Movement**

Movement information is available as Custom Reports or Standard (formatted) reports. The user can access the Daily Movement Report from the “Custom Reports - By Report Type” section. Reports are available for both the latest reported day and for historical dates back to June 2008, and are issued by these commodity groups:

- all fruit and vegetable
- fruit only
- vegetable only.

From the “Daily Movement Report” page, the user can select the preset links to retrieve PDF’s of the latest reports or utilize the data fields to create custom time frames for the information needed. The Daily Movement Report is also available under Standard Reports (Movement).

**Retail**

Retail information is available as Custom Reports or Standard (formatted) reports. Issued weekly, the National Fruit and Vegetable Retail Report shows advertised prices for fruits and vegetables at major retail supermarkets by region as well as a national basis. The report lists the number of stores with advertised specials and comparisons to previous time periods. Organic information is included and the report also shows the percentage of advertisements marked as locally grown.--\*

**\*--Identifying AMS Price Data (Continued)**

**D Creating a Custom Report for Specialty Crops**

The following table provides the steps to run a shipping point report for fruit and vegetable crops in the State. The steps are similar for all report types with the query environment.

Step	Action
1	Access the AMS website at <a href="http://www.ams.usda.gov">http://www.ams.usda.gov</a> .
2	SELECT the “ <b>Market News</b> ” tab.
3	SELECT “ <b>Specialty Crops</b> ” from the Market News menu.
4	SELECT “ <b>Market News Portal</b> ” under Custom Reports.
5	SELECT “ <b>Shipping Point</b> ” under “By Report Type” in the “Custom Report” menu box (this will open a new tab).
6	Select the State under “Browse by Shipping Point”.
7	Use the drop-down menu to refine Location, as necessary.
8	Choose the Crop by using the “Commodity” drop-down menu.
9	Select the “Environment” (All or None).
10	Select the report “Type” (All or No Organic).
11	CLICK the “ <b>Calendar</b> ” to choose the appropriate date.
12	CLICK the “ <b>GO</b> ” to display the report.  <b>Note:</b> To download in Excel, CLICK “ <b>Excel</b> ” under “Report Results”.

--\*

**\*--Identifying AMS Price Data (Continued)**

**E Creating a Custom Report for Grain Crops**

The following table provide the steps to run a custom report for grain crops. The steps are similar for all report types within the query environment.

Step	Action
1	Access the AMS website at <a href="https://www.ams.usda.gov/market-news/custom-reports">https://www.ams.usda.gov/market-news/custom-reports</a> .
2	CLICK <b>“Grain”</b> under <b>“Run a Custom Report”</b> .
3	For the <b>“Category”</b> field, use the drop-down menu to select accordingly.
4	For the <b>“Commodity”</b> field, use the drop-down menu to select accordingly.
5	For the <b>“Publication”</b> field, use the drop-down menu to select accordingly.  <b>Note:</b> Annual reports are recommended.
6	For the <b>“Location”</b> field, scroll and click to select accordingly.
7	For the <b>“Refine Commodity”</b> field, scroll and click to select accordingly.
8	For the <b>“Dates”</b> field, use the calendar to select the appropriate date range.
9	CLICK <b>“Run”</b> to display the report.  <b>Note:</b> To download to Excel, CLICK <b>“Excel”</b> under <b>“Report Results”</b> .

**F Locating Farmers Market and Farm-to-School Data**

AMS has established cooperative agreements with many State Departments of Agriculture and/or NIFA agencies throughout the country. These agreements allow USDA reporters to collect price information directly from local farmers markets and State farm-to-school programs. The agreements and available data vary by State.

For a list of available farmers market and farm-to-school data reports by States, see AMS’s Local and Regional Food Marketing website at <https://www.ams.usda.gov/market-news/local-regional-food>.

**Note:** Each State link is unique to the agreement.

**Important:** Local and regional AMS price data does not represent a NAP infield price.--\*

**\*--Identifying AMS Price Data (Continued)**

**G Contact**

For questions or assistance with:

- livestock, poultry, and grain data, contact **Levi.Geyer@ams.usda.gov**
- specialty crops, contact **Kimberly.Mercer@ams.usda.gov**.

**H Weight Conversions**

Container weight conversions are for the AMS portal data **ONLY** and may not apply to farmers market data.

The following table includes commodities and their most commonly used containers. The net weight signifies the conversion factor used to convert packages to weight.

<b>Crop</b>	<b>Package</b>	<b>Weight</b>
APPLES	cartons, tray or cell pack	40 pounds
APRICOTS	cartons; 2-layer carton tray pack	24; 18 pounds
ARTICHOKES	cartons	23 pounds
ASPARAGUS	cartons or crate; pyramid carton or crate	11 pounds; 28 pounds
AVOCADOS	2-layer cartons	23 and 25 pounds
BANANAS	cartons	40 pounds
BEANS, GREEN	bushel basket, carton or crate	30 pounds
BEETS	carton or crate, 12's	20 pounds
BLUEBERRIES	flats 12/1-pint cups; flats 12/6-ounce cups; flats 4.4 ounces	11 pounds; 5 pounds; 4 pounds
BROCCOLI	carton or crate, 14 18's	23 pounds
CABBAGE	carton, crate or sack	50 pounds
CANTALOPES	1/2 carton or crate	40 pounds
CARROTS (TOPPED)	48 /1lb film bags; sacks, as marked	48 pounds; 25 and 50 pounds
CAULIFLOWER	carton, film wrapped	25 pounds
CELERY	carton or crate; hearts - carton film bag	60 pounds; 28 pounds
CHERRIES	carton or lug (California and Washington); carton (Chile)	18 and 20 pounds; 11 pounds
CHINESE CABBAGE	celery crate; WGA type crate	50 pounds; 80 pounds
CLEMENTINE	carton or crate	5 pounds
CORN, SWEET	carton or crate	42 pounds
CUCUMBERS	bushel and 1 1/9 bushel carton or crate; greenhouse film wrapped	55 pounds; 12 pounds
EGGPLANT	bushel and 1 1/9 bushel carton or crate	33 pounds

--\*

**\*--Identifying AMS Price Data (Continued)**

**H Weight Conversions (Continued)**

<b>Crop</b>	<b>Package</b>	<b>Weight</b>
ESCAROLE & ENDIVE	1 1/9 bushel carton, crate or carton	25 pounds
GARLIC	carton	30 pounds
GRAPEFRUIT	carton (Florida and Texas); carton (Arizona and California)	40 pounds; 34 pounds
GRAPES, TABLE	lug carton or lug (California); carton or lug (Chile)	18 and 19 pounds; 18 pounds
GREENS	bushel basket, carton or crate	25 pounds
HONEYDEW & MISC. MELON	carton	30 pounds
KIWIFRUIT	1-layer flat	7 pounds
LEMONS	carton (Arizona and California)	38 pounds
LETTUCE, ICEBERG	carton, 24's	50 pounds
LETTUCE, ROMAINE	1 1/9 bushel carton or crate; carton or crate, 24's (Western States)	22 pounds; 40 pounds
LETTUCE, OTHER, LEAF	carton, 24's	20 pounds
LIMES	carton (Mexico)	40 pounds
MANGOES	1-layer flat	10 pounds
NECATRINES	1/2 bushel carton loose; 2-layer carton or lug (Chile); 2-layer carton or lug (California)	25 pounds; 18 pounds; 22 pounds
OKRA	1/2 bushel basket or carton	15 pounds
ONIONS, DRY	sacks as marked	25 and 50 pounds
ONIONS, GREEN	carton 48 bunched	13 pounds
ORANGES	carton (Florida and Texas); carton (Arizona and California)	43 and 42 pounds; 38 pounds
PAPAYA	carton (Hawaii)	10 pounds
PARSLEY	bushel, 60 bunched	21 pounds
PEACHES	1/2 bushel carton or crate; 2-layer carton; 2-layer carton or lug (Chile)	25 pounds; 22 pounds; 18 pounds
PEARS	4/5 bushel box; carton	45 pounds; 40 pounds
PEAS, GREEN	bushel carton or crate	30 pounds
PEPPERS	bushel & 1 1/9 bushel carton or crate	28 pounds; 30 pounds
PEPPERS, OTHER	1/2 bushel carton; carton (California, Texas and Mexico)	15 pounds; 10 pounds

--\*

**\*--Identifying AMS Price Data (Continued)**

**H Weight Conversions (Continued)**

<b>Crop</b>	<b>Package</b>	<b>Weight</b>
PERSIMMONS	1-layer carton or lug	11 pounds
PINEAPPLE	2-layer carton; 1-layer carton	40 pounds; 20 pounds
POMEGRANATES	2-layer carton or lug	22 pounds
POTATOES	carton; sacks or cwt	50 pounds; 100 pounds
PRUNES	1/2 bushel basket or carton	30 pounds
RADISHES (TOPPED)	carton 30/6-ounce bags; carton or crate, 48 bunched	12 pounds; 35 pounds
RASPBERRIES	flats 12/ 6-ounce cups	5 pounds
SPINACH	carton or crate loose; carton 24s bunched; carton 12/10-ounce bags	25 pounds; 20 pounds; 8 pounds
SQUASH (SOFT SHELL)	1/2 bushel basket or carton; carton or lug	21 pounds; 26 pounds
SQUASH (HARD SHELL)	1 1/9 bushel crate	40 pounds
STRAWBERRIES	flats 12/1-pt baskets; flats 8/1-lb containers with lids	12 pounds; 8 pounds
SWEET POTATOES	carton or crate	40 pounds
TANGELOS	4/5 bushel carton or crate; 1/2 bushel carton	43 pounds; 25 pounds
TANGERINES	4/5 bushel carton or crate; 1/2 bushel carton	43 pounds; 25 pounds
TEMPLES	4/5 bushel carton or crate	43 pounds
TOMATOES	carton; 2-layer flat; 1-layer flat	25 pounds; 20 pounds; 15 pounds
TOMATOES – GREENHOUSE	1-layer flats; on-the-vine 5 kg cartons	15 pounds; 11 pounds
TOMATOES, CHERRY	flat 12/ 1-pint baskets	15 pounds
TOMATOES, GRAPE TYPE	flat 12/ 1-pint containers	9 pounds
TOMATOES, PLUM	carton	25 pounds
TURNIPS	film bags	25 pounds
WATERMELONS	Cwt; cartons	100 pounds; 75 pounds

--\*

## Examples of Continuous Coverage and Reminder Notification Letters

### A Example of Continuous Coverage Notification Letter

The following is an example of a continuous coverage notification letter to a producer who is **not** **--a BFR, LR, SDA, or VFR producer.--**\*

**FROM:** ALPHA COUNTY FSA OFFICE  
PO BOX 1234  
ANY TOWN, USA 12345

**TO:** PRODUCER NAME  
1234 MAIN STREET  
ANY TOWN, USA 12345

Dear [insert producer's name, i.e. John Doe],

Our records indicate you have [insert previous crop year, i.e. 2019] NAP coverage for your [insert administrative county office name, i.e. BETA] county crop(s) listed on the back of this letter.

If you wish to obtain NAP coverage for the same crop(s) for the [insert current crop year, i.e. 2020] crop year, the applicable service fee must be received in the [insert service center office name, i.e. ALPHA] county FSA office by [insert producer's earliest application closing date for current crop year, i.e. 01-31-2020]. Your total service fee for [insert current crop year, i.e. 2020] would be [insert current crop year projected service fee amount, i.e. \$325, \$650, or \$825] based on your [insert previous crop year, i.e. 2019] NAP coverage. This fee is calculated only for crops and land administered out of the [insert administrative county office name, i.e. BETA] county. Multi-county producers, having land administered by other county offices, will receive a separate notification for each administrative county. The maximum service fee per producer is [insert current crop year county maximum service fee, i.e. \$825] per administrative county, not to exceed [insert current crop year nationwide maximum service fee, i.e. \$1,950] for all crops nationwide for multi-county producers. Upon receipt of the applicable service fee, the [insert service center office name, i.e. ALPHA] county FSA office will process your application and send you a copy of your application for coverage and the NAP basic provisions for the [insert current crop year, i.e. 2020] crop year. Please make your check payable to "CCC."

Crops intended to be grazed by livestock are not eligible for NAP buy-up coverage. For crops eligible for NAP buy-up coverage, if you wish to change coverage levels or add additional crops, you must file a new CCC-471, Application for Coverage, and pay the applicable service fee in the [insert service center office name, i.e. ALPHA] county FSA office by the application closing date for the crop(s). A new CCC-471 needs to be filed in either of the following instances:

- you elect a different coverage level for any NAP eligible crop that had NAP coverage for [insert previous crop year, i.e. 2019]. If you elect buy-up coverage for the crop, you agree to pay a premium for that level of coverage. Premiums are not payable at the time an application for coverage is filed, rather billing will occur after the crop acreage is reported;
- for any new NAP eligible crops on which you want to obtain [insert current crop year, i.e. 2020] NAP Coverage.

Please note that by timely sending the applicable service fees, you are deemed to have requested that your previous year's coverage continues as it was in the prior year. In that case you are not required to visit the county office and complete another CCC-471, Application for Coverage. However, if you are adding crops not specifically listed on the back of this letter, changing the coverage level/options on crops specifically listed, deleting crops specifically listed, or you choose not to pay the total service fee by [insert producer's earliest application closing date for current crop year, i.e. 01-31-2020], in order to maintain NAP coverage, you must file another application for coverage and pay the applicable service fee in the [insert service center office name, i.e. ALPHA] county FSA office by the application closing date for the crop(s).

Continuous coverage through payment of a service fee is only available for specific crops through the application closing date for that crop. Service fees received after [insert producer's earliest application closing date for current crop year, i.e. 01-31-2020] will be returned, as continuous coverage is no longer available. If your service fee is returned because it was received after the application closing date, you will have to visit the county office and file a new CCC-471, Application for Coverage.

Application closing dates for NAP crops are available from the [insert service center office name, i.e. ALPHA] county FSA office. If you have questions regarding program requirements to maintain NAP eligibility, please contact the [insert service center office name, i.e. ALPHA] county FSA office.

**NOTE:** NAP coverage is only provided for eligible covered crops in a defined coverage period and always after the filing date of an application. Coverage periods are established by type of crop (i.e., annual, perennial, value loss, etc.). For more information about coverage periods, please contact the [insert service center office name, i.e. ALPHA] county FSA office.

Sincerely,  
/S/ [insert Signature of CED]  
County Executive Director  
[insert service center office name, i.e. ALPHA] COUNTY FARM SERVICE AGENCY

The U.S. Department of Agriculture (USDA) prohibits discrimination in all its programs and activities on the basis of race, color, national origin, gender, religion, age, disability, political beliefs, sexual orientation, and marital or family status. (Not all prohibited bases apply to all programs.) Persons with disabilities who require alternative means for communication of program information (Braille, large print, audiotape, etc.) should contact USDA's TARGET Center at (202) 720-2600 (voice and TDD). To file a complaint of discrimination, write USDA, Director, Office of Civil Rights, Room 326-W, Whitten Building, 1400 Independence Avenue, SW, Washington, D.C. 20250-9410 or call (202) 720-5964 (voice or TDD). USDA is an equal opportunity provider and employer.

**Examples of Continuous Coverage and Reminder Notification Letters (Continued)**

**A Example of Continuous Coverage Notification Letter (Continued)**

\*--

Continuous Coverage Notification Letter

Page 2

Crop	Type	Intended Use	Planting Period	Application Closing Date	Coverage
WATERMELON	SEEDLESS	Fresh	01	01-31-2020	65/100 OD

--\*



## Examples of Continuous Coverage and Reminder Notification Letters (Continued)

### \*--B Example of Continuous Coverage Notification Letter for BFR, SDA, and VFR Producers

The following is an example of a continuous coverage notification letter to a BFR, SDA, or VFR producer.--\*

**FROM:** ALPHA COUNTY FSA OFFICE  
PO BOX 1234  
ANY TOWN, USA 12345

**TO:** PRODUCER NAME  
1234 MAIN STREET  
ANY TOWN, USA 12345

Dear [insert producer's name, i.e. Jane Doe],

Our records indicate you had [insert previous crop year, i.e. 2019] NAP coverage for your [insert administrative county office name, i.e. BETA] county crop(s) listed on the back of this letter and that you certified you were either a beginning farmer or rancher, a veteran farmer or rancher, or a socially disadvantaged farmer or rancher in [insert previous crop year, i.e. 2019]. A beginning farmer or rancher (not having actively operated or managed a farm or ranch for more than 10 years), a veteran farmer or rancher (first obtained status as a veteran during the most recent 10 years), or a socially disadvantaged farmer or rancher is eligible for a waiver of NAP service fees. If your status as a beginning farmer or rancher, a veteran farmer or rancher, or a socially disadvantaged farmer or rancher has not changed, you are entitled to obtain NAP coverage in the [insert current crop year, i.e. 2020] crop year with a waiver of service fees.

If you wish to obtain NAP coverage for the same crop(s) for the [insert current crop year, i.e. 2020] crop year, you must contact the [insert service center office name, i.e. ALPHA] county FSA office by [insert producer's earliest application closing date for current crop year, i.e. 01-31-2020]. Your [insert previous crop year, i.e. 2019] coverage may not reflect all the crops you wish to obtain coverage on for [insert current crop year, i.e. 2020]. To obtain coverage on additional crops, or remove crops from coverage, you must visit the [insert service center office name, i.e. ALPHA] county FSA office and complete a new CCC-471, Application for Coverage. The [insert service center office name, i.e. ALPHA] county FSA office will process your application and provide you a copy of your application for coverage for the [insert current crop year, i.e. 2020] crop year.

Through the application closing date for a crop, you may elect NAP buy-up coverage ranging from 50 to 65 percent of production, in 5 percent increments, and for 100 percent of the average market price. Crops intended for grazing are not eligible for NAP buy-up coverage.

Application closing dates for NAP crops are available from the [insert service center office name, i.e. ALPHA] county FSA office. Coverage may be obtained for specific crops, as long as the application closing date for that crop has not passed; however, you must visit the [insert service center office name, i.e. ALPHA] county FSA office and file a new CCC-471. If you have questions regarding additional program requirements to maintain NAP eligibility, please contact the [insert service center office name, i.e. ALPHA] county FSA office.

Note: NAP coverage is only provided for eligible covered crops in a defined coverage period and always after the filing date of an application. Coverage periods are established by type of crop (i.e. annual, perennial, value loss, etc.). For more information about coverage periods, please contact the [insert service center office name, i.e. ALPHA] county FSA office.

Sincerely,  
/S/ [insert Signature of CED]  
County Executive Director  
[insert service center office name, i.e. ALPHA] COUNTY FARM SERVICE AGENCY

The U.S. Department of Agriculture (USDA) prohibits discrimination in all its programs and activities on the basis of race, color, national origin, gender, religion, age, disability, political beliefs, sexual orientation, and marital or family status. (Not all prohibited bases apply to all programs.) Persons with disabilities who require alternative means for communication of program information (Braille, large print, audiotape, etc.) should contact USDA's TARGET Center at (202) 720-2600 (voice and TDD). To file a complaint of discrimination, write USDA, Director, Office of Civil Rights, Room 326-W, Whitten Building, 1400 Independence Avenue, SW, Washington, D.C. 20250-9410 or call (202) 720-5964 (voice or TDD). USDA is an equal opportunity provider and employer.

**Examples of Continuous Coverage and Reminder Notification Letters (Continued)**

**\*--B Example of Continuous Coverage Notification Letter for BFR, SDA, and VFR Producers--\***  
**(Continued)**

Continuous Coverage Notification Letter  
Page 2

Crop	Type	Intended Use	Planting Period	Application Closing Date	Coverage
WATERMELON	SEEDLESS	Fresh	01	01-31-2020	65/100 OD

## Examples of Continuous Coverage and Reminder Notification Letters (Continued)

### C Example of Reminder Notification Letter for LR Producers

The following is an example of a reminder notification letter to an LR producer.

\*--

**FROM:** ALPHA COUNTY FSA OFFICE  
PO BOX 1234  
ANY TOWN, USA 12345

**TO:** PRODUCER NAME  
1234 MAIN STREET  
ANY TOWN, USA 12345

Dear [insert producer's name, i.e. John Doe],

Our records indicate you had [insert previous crop year, i.e. 2019] NAP coverage for your [insert administrative county office name, i.e. BETA] county crop(s) listed on the back of this letter and that you certified that you were a limited resource farmer or rancher in [insert previous crop year, i.e. 2019]. A limited resource farmer or rancher is eligible for a waiver of NAP service fees.

If you still qualify as a limited resource farmer or rancher and you wish to obtain [insert current crop year, i.e. 2020] NAP coverage with a waiver of service fees, you must file a new CCC-471, Application for Coverage, and a new CCC-860, Socially Disadvantaged, Limited Resource, Beginning and Veteran Farmer or Rancher Certification, in the [insert service center office name, i.e. ALPHA] county FSA office by the application closing date for your crop(s). Form CCC-860 must be filed annually to be eligible for a NAP service fee waiver based on your limited resource status, which can be determined with the Natural Resources Conservation Service's Limited Resource Farmer/Rancher self-determination Online Tool at <https://lrftool.sc.egov.usda.gov>.

If you no longer qualify as a limited resource farmer or rancher and you wish to obtain NAP coverage, you must file a new CCC-471 and pay the applicable service fee in the [insert service center office name, i.e. ALPHA] county FSA office by [insert producer's earliest application closing date for current crop year, i.e. 01-31-2020]. Your total service fee based on your [insert previous crop year, i.e. 2019] NAP coverage is [insert current crop year projected service fee amount, i.e. \$325, \$650, or \$825]. This may or may not reflect all the crops you wish to obtain coverage for in [insert current crop year, i.e. 2020]. Please note the service fee is calculated only for crops and land administered out of the [insert administrative county office name, i.e. BETA] county. Multi-county producers having land administered by other county offices will receive a separate notification for each administrative county. The service fee is [insert current crop year service fee amount, i.e. \$325] per crop per producer per administrative county; the maximum service fee per producer per administrative county is [insert current crop year county maximum service fee, i.e. \$825], not to exceed [insert current crop year nationwide maximum service fee, i.e. \$1,950] for all crops nationwide for multi-county producers. Upon receipt of the applicable service fee, the [insert service center office name, i.e. ALPHA] county FSA office will process your application and provide you a copy of your application for coverage for the [insert current crop year, i.e. 2020] crop year.

Through the application closing date for a crop, you may elect NAP buy-up coverage ranging from 50 to 65 percent of production, in 5 percent increments, and for 100 percent of the average market price. Crops intended for grazing are not eligible for NAP buy-up coverage.

Application closing dates for NAP crops are available from the [insert service center office name, i.e. ALPHA] county FSA office. Coverage may be obtained for specific crops, as long as the application closing date for that crop has not passed; however, you must visit the [insert service center office name, i.e. ALPHA] county FSA office and file a new CCC-471. If you have questions regarding additional program requirements to maintain NAP eligibility, please contact the [insert service center office name, i.e. ALPHA] county FSA office.

Note: NAP coverage is only provided for eligible covered crops in a defined coverage period and always after the filing date of an application. Coverage periods are established by type of crop (i.e. annual, perennial, value loss, etc.). For more information about coverage periods, please contact the [insert service center office name, i.e. ALPHA] county FSA office.

Sincerely,  
/s/ [insert Signature of CED]  
County Executive Director  
[insert service center office name, i.e. ALPHA] COUNTY FARM SERVICE AGENCY

The U.S. Department of Agriculture (USDA) prohibits discrimination in all its programs and activities on the basis of race, color, national origin, gender, religion, age, disability, political beliefs, sexual orientation, and marital or family status. (Not all prohibited bases apply to all programs.) Persons with disabilities who require alternative means for communication of program information (Braille, large print, audiotape, etc.) should contact USDA's TARGET Center at (202) 720-2600 (voice and TDD). To file a complaint of discrimination, write USDA, Director, Office of Civil Rights, Room 326-W, Whitten Building, 1400 Independence Avenue, SW, Washington, D.C. 20250-9410 or call (202) 720-5964 (voice or TDD). USDA is an equal opportunity provider and employer.

--\*

**Examples of Continuous Coverage and Reminder Notification Letters (Continued)**

**C Example of Reminder Notification Letter for LR Producers (Continued)**

\*--

Continuous Coverage Notification Letter

Page 2

Crop	Type	Intended Use	Planting Period	Application Closing Date	Coverage
WATERMELON	SEEDLESS	Fresh	01	01-31-2020	65/100 OD

--\*

**Letter in Response to CCC-471 Filed After the End of a Coverage Period or When a Coverage  
\*--Period Would End Within 1 Calendar Day of Actual Date of CCC-471 Filing--\***

The following is an example of a letter to a participant who submits CCC-471 accompanied by a service fee or written request for waiver of fee, either after a coverage period has ended or when the  
\*--coverage period would end within 1 calendar day.

Dear *[enter name of person signing CCC-471 submitted after application closing date or when a coverage period would end within 1 day of the actual date of CCC-471 filing.]*,

This letter acknowledges receipt of your request for *[enter coverage year]* NAP coverage for one or more crops.

You submitted the application for NAP coverage and remitted a service fee or written request for waiver on *[enter date of actual filing and fee submission or request for fee waiver]*. The application closing date(s) for the crop(s) on your application for coverage have passed. In fact, the coverage period has also passed. 7 U.S.C. 7333 specifies that coverage **cannot** begin sooner than 1 day after the date the application for coverage is actually filed. Because there is no remaining time in the coverage period for coverage to attach to any of the crops on your application, FSA **cannot** extend coverage to you under the application for coverage. If you remitted a fee with your application, that fee has been returned to you.

The Farm Service Agency (FSA) appreciates your interest. We encourage you to make an application for coverage for your crops by application closing dates. If you have questions about application closing dates, please contact this office.

Thank you again for your interest.

Sincerely,

County Executive Director

--\*



**\*--Letter in Response to CCC-471 Filed for Buy-Up Coverage When the Producer Does Not Meet the Growing History Requirement**

The following is an example of a letter to a participant who submits CCC-471 accompanied by a service fee or written request for waiver of fee, which includes a buy-up coverage election, and the producer does not meet the growing history requirement.

Dear *[enter name of producer filing CCC-471]*:

This letter responds to an application for coverage you filed for *[include coverage level requested]* buy-up coverage under the Noninsured Crop Disaster Assistance Program (NAP) for planting period *[enter planting period]* *[enter crop name(s) identified on CCC-471]*. FSA has reviewed your application for coverage and supporting documentation.

It has been determined that FSA cannot extend buy-up coverage on *[enter planting period]* *[enter crop name(s) identified on CCC-471]*. The supporting documentation provided to the County Committee did not prove that you have successfully grown the crop in the county for 1 year.

Although it has been determined that the buy-up level of coverage cannot be extended, your application for coverage will be effective at the basic 50/55 level. This is not a final determination of payment eligibility, because you have yet to file an application for payment. If you file an application for payment that includes *[enter planting period]* *[enter crop name(s) identified on CCC-471]*, FSA will notify you, in writing, of all County Committee actions, including any adjustments, approval, or disapproval, and afford you with applicable appeal rights.

Regulations at 7 CFR 11.1 and 7 CFR 780.2 define an adverse determination as an administrative decision made by an officer, employee, or committee of an agency that is adverse to a participant. These same regulations also define a participant as any individual or entity who has applied for, or whose right to participate in or receive a payment, loan, loan guarantee, or other benefit in accordance with any program of an agency to which the regulations in 7 CFR parts 11 and 780 apply is affected by the decision of such agency. Because disapproval of buy-up coverage eligibility does not yet impact payment eligibility, it is not an "adverse determination" as defined in these regulations. Consequently, no appeal or appealability review rights apply.

If you would like to file an application for payment, you may contact the *[enter service center]* County FSA Office by the application deadline.

Sincerely,

County Executive Director

--\*





**\*--Instructions for Completing CCC-577, Transfer of NAP Coverage**

**A Completing CCC-577**

Producers use CCC-577 to request a transfer of NAP coverage when a change of share or sale of covered crop acreage occurs during the coverage period.

Producers **must** submit the original of the completed CCC-577 in hard copy or FAX to the appropriate FSA Servicing Office.

The following are instructions for completing CCC-577. Producer must complete items 1 through 12C.

Item	Action
1	Enter crop year of coverage transfer request.
2A	Enter administrative FSA County Office name and address.
2B	Enter administrative FSA County Office telephone number.
2C	Enter State and county codes.
3A	Enter name of transferor.
3B	Enter address of transferor.
<p align="center"><b>Part A</b></p> <p align="center"><b>No Entry Required. Understanding of Transferor and Transferee</b></p>	
4	No entry required. Reasons for transfer. For use in item 7.
<p align="center"><b>Part B</b></p> <p align="center"><b>Attach copy of CCC-471 for transferor, copy of the Producer Application for Coverage Summary Report, any supporting documentation, and complete items 5 through 10.</b></p>	
5	Enter the name of each crop selected from transferor's CCC-471 and the Producer Application for Coverage Summary Report that is being requested for transfer. If all the crops on the transferor's CCC-471 and Producer Application for Coverage Summary Report are to be transferred, check (✓) "Check if all crops on CCC-471 are requested for transfer of coverage". Attach CCC-471 and the Producer Application for Coverage Summary Report.
6	<p>Enter the effective date of transfer for either all crops or each crop if a different effective date is applicable to various crops. If the effective date of transfer is the same for all crops being transferred, check (✓) "Check if effective date is the same for all crops being transferred".</p> <p><b>Example:</b> Rob Roy filed an application for coverage for green beans. Roy planted the green beans on April 1 and then gave his crop share interest in the beans to Roy Farms, Inc., by lease or other arrangement on April 15. The effective date of transfer is the date (April 15) Roy Farms, Inc., acquired Roy's crop share interest in the NAP-covered green beans.</p>

--\*

**\*--Instructions for Completing CCC-577, Transfer of NAP Coverage (Continued)**

**A Completing CCC-577 (Continued)**

Item	Action
7	Enter reason for transfer. Pick 1 of the stated reasons from Part A, item 4, or state other reason for transfer, if applicable. If the reason is the same for all crops being transferred, check (✓) "Check if the reason is the same for all crops being transferred".  <b>Example:</b> Using the example in item 6, the nature or reason for transfer could be identified as "lease or other similar arrangement whereby a person or legal entity succeeds to the crop share interest of the transferor".
8	Check (✓) CCC action to approve or disapprove the crops shown in item 5. If user checked (✓) "Check if all crops on CCC-471 are requested for transfer for coverage", FSA action in this row is for all crops; otherwise, FSA can approve individual crops on following lines.
9	Enter name and address of the transferee.
10	For each transferee name entered in item 9, enter the transferor's percentage share interest in the NAP-covered crop or crops being transferred to this transferee.  <b>Note:</b> The total percentage share interest being transferred from transferor to all transferees <b>must</b> total 100 percent. Partial transfers are <b>not</b> allowed.
<b>Part C</b> <b>Have transferor and transferee each read through the statement in Part C.</b>	
11A, 11B, and 11C	Transferor will sign for self or in a representative capacity in 11A.
	<b>IF...</b> <b>THEN enter date of signature in 11C and...</b>
	transferor is signing as self leave item 11B blank. signing in a representative capacity enter title and/or relationship in item 11B.
12A, 12B, and 12C	Transferee will sign for self or in a representative capacity in 12A.
	<b>IF...</b> <b>THEN enter date of signature in 12C and...</b>
	transferor is signing as self leave item 12B blank. signing in a representative capacity enter title and/or relationship in item 12B.
<b>Part D</b> <b>No entry required. Action By CCC.</b>	
13A, 13B, and 13 C	Enter signature and title of CCC representative when final action is performed for crops in item 5.

--\*

# Instructions for Completing CCC-577, Transfer of NAP Coverage (Continued)

## B Example of CCC-577

This is an example of a completed CCC-577.

\*--

This form is available electronically.		See Page 2 for Privacy Act and Public Burden Statements.	
<b>CCC-577</b> (06-14-19)		U.S. DEPARTMENT OF AGRICULTURE Commodity Credit Corporation	
<b>NONINSURED CROP DISASTER ASSISTANCE PROGRAM (NAP) – APPLICATION FOR TRANSFER OF COVERAGE (2019 and Subsequent Crop Years)</b>		1. Crop Year: 2019 2A. County FSA Office Name and Address <i>(Including Zip Code)</i> Gator County 3 National Titles Road Gainesville, FL 32605 2B. Telephone No. <i>(Including Area Code)</i> : 555-555-5555 2C. State and County Code 12-001	
3A. Transferor's Name Albert the Alligator		3B. Transferor's Address 12 Stadium Road, Gainesville, FL	
<b>PART A – UNDERSTANDING OF TRANSFEROR AND TRANSFEREE REGARDING TRANSFER OF NAP COVERAGE</b>			
Only NAP coverage that has attached and is in effect on the effective date of transfer is eligible for transfer from a NAP covered participant to a transferee. The coverage that will transfer for each approved transferred coverage crop listed on this request will be the exact same coverage level and options as were selected by the transferor on form CCC-471.			
4. A transfer of NAP coverage may be sought for various reasons that cause a change in producer crop share interest from one producer to another in a NAP covered crop. The following are some <b>reasons</b> for seeking a transfer of coverage:			
A. sale of land that has a NAP covered crop with existing coverage on it at time of sale; B. transfer of lease of land having a NAP covered crop planted on it with existing coverage; C. formation of a new entity to replace a person or legal entity who has NAP coverage on a crop or crops; or D. other change in crop share interest whereby a person or legal entity succeeds to the crop share interest of the transferor.			
A transfer of NAP coverage is inapplicable and will not be used in any of the following instances: (1) after a disaster has occurred; (2) before the application closing date for the crop/commodity; (3) when estates are closed or entities are dissolved; (4) when partial share transfers occur between two parties; (5) divorce between spouses unless the transfer is 100%; (6) when land is transferred to another administrative county; (7) when the transferee already has their own coverage for the crop share interest of the transferor for the crop/commodity (added land provisions apply); or (8) if the coverage period for the crop has not begun. Transfers must be initiated after the application closing date and coverage has attached and before the earlier of either the disaster event or end of the coverage period. The transferor and transferee agree that in the event FSA approves this transfer request, the transferor and transferee are jointly and severally liable for any premium that applies or will apply to the transferred NAP coverage. The amount of premium calculated will be based on status of the transferor. In no case will a premium owed to CCC be reduced by a transfer. Transferee is responsible for meeting all program requirements including eligible producer requirements. FSA will disapprove a request to transfer NAP coverage for any crop for which coverage has not attached and that is not in effect or has not yet attached as of the effective date of transfer. The effective date of transfer entered below is an affirmation by the transferor and transferee as to the date the transferor's crop share interest in the NAP covered crop was transferred to the transferee. That date entered by the parties below is subject to review and acceptance by FSA. FSA may at any time it deems appropriate require documentation substantiating this transfer request or any of the information entered or contained on this form.			
<b>PART B – REQUEST TO TRANSFER NAP COVERAGE - LIST EACH CROP FOR WHICH TRANSFER IS SOUGHT (Attach copy of CCC-471 for Transferor, copy of Producer Application Summary Report, any supporting documentation)</b>			
5. Name of Crop <i>(From CCC-471)</i>	6. Effective Date of Transfer for Crop	7. Reason for Transfer of This Crop	8. CCC Action (Approval or Disapproval)
<input checked="" type="checkbox"/> Check if all crops on CCC-471 are requested for transfer of coverage:	<input checked="" type="checkbox"/> Check if effective date is the same for all crops being transferred:	<input checked="" type="checkbox"/> Check if the reason is the same for all crops being transferred:	<input checked="" type="checkbox"/> Approved <input type="checkbox"/> Disapproved
	07/28/2019	Sale of land	<input type="checkbox"/> Approved <input type="checkbox"/> Disapproved
			<input type="checkbox"/> Approved <input type="checkbox"/> Disapproved
9. Transferee Name and Address <i>(Include Zip Code)</i>		10. Percentage Share Transferred	
Head Ball Coach Heisman Drive Gainesville, FL		100 %	
		100 %	
		100 %	
TOTAL MUST EQUAL 100%		100 %	

--\*

# Instructions for Completing CCC-577, Transfer of NAP Coverage (Continued)

## B Example of CCC-577 (Continued)

\*--

CCC-577 (06-14-19)		Page 2 of 2
<b>PART C – CERTIFICATIONS AND SIGNATURES OF TRANSFEROR AND TRANSFEREE</b>		
<p><i>I certify all information entered on this application for transfer of NAP coverage, whether or not personally entered by me, is true and correct. I understand that FSA may seek additional documentation substantiating any of the information provided on this form either before or after acting on this request to transfer any of the crop coverage in Part B, Item 5. I acknowledge all of the following: (1) The election of basic 50/55 or buy-up NAP coverage is as shown on the attached copy of producer application summary and that election is irrevocable and will apply to the transferred coverage. (2) The premium that will be calculated for the election that transfers with coverage will be withheld from any NAP payment made to the producer. (3) Any premium determined as a result of election according to the application, the CCC-471 NAP basic provisions, and 7 CFR Part 1437 is owed to CCC and must be paid regardless of whether or not the NAP covered crop and producer qualifies for a payment or is eligible or ineligible. Transferor and transferee are jointly and severally liable for premium determined owed to CCC. All information provided herein is subject to verification by the FSA. As provided in statute and regulation, failure to provide true and correct information may result in the invalidation of this application, a determination of noncompliance or ineligibility, or other remedies or sanctions. By signing this application for transfer of NAP coverage, I acknowledge receipt of the CCC-471 NAP basic provisions for the crop year and coverage year of this application. ALL PARTIES TO THIS TRANSFER AGREEMENT MUST SIGN THE TRANSFER REQUEST FOR THE FORM TO BE CONSIDERED FILED AND PROCESSED FOR ACTION BY FSA FOR CCC.</i></p>		
11A. Transferor's Signature	11B. Title/Relationship of the Individual if Signing in a Representative Capacity	11C. Date (MM-DD-YYYY)
/s/ Albert the Alligator		08/31/2019
12A. Transferee's Signature	12B. Title/Relationship of the Individual if Signing in a Representative Capacity	12C. Date (MM-DD-YYYY)
/s/ Head Ball Coach		08/31/2019
<b>PART D – ACTION BY CCC (Signature below affirms each of the CCC actions for each crop in Part B, Item 5)</b>		
13A. Signature of CCC Representative	13B. Title of CCC Representative	13C. Date (MM-DD-YYYY)
/s/ Gator County CED		09/18/2019
<p><b>NOTE:</b> The following statement is made in accordance with the Privacy Act of 1974 (5 USC 552a – as amended). The authority for requesting the information identified on this form is the Commodity Credit Corporation Charter Act (15 U.S.C. 714 et seq.), the Agriculture Improvement Act of 2018 (Pub. L. 115-334), and 7 CFR Part 1437. The information will be used to determine eligibility to participate in and receive benefits under the Noninsured Crop Disaster Assistance Program (NAP). The information collected on this form may be disclosed to other Federal, State, Local government agencies, Tribal agencies, and nongovernmental entities that have been authorized access to the information by statute or regulation and/or as described in applicable Routine Uses identified in the System of Records Notice for USDA/FSA-2, Farm Records File (Automated). Providing the requested information is voluntary. However, failure to furnish the requested information will result in a determination of ineligibility to participate in and receive benefits under the Noninsured Crop Disaster Assistance Program (NAP).</p> <p><b>Paperwork Reduction Act (PRA) Statement:</b> The information collection is exempted from PRA as specified in 7 U.S.C. 9091(2)(c)(B). <b>RETURN THIS COMPLETED FORM TO YOUR COUNTY FSA OFFICE.</b></p>		
<p>In accordance with Federal civil rights law and U.S. Department of Agriculture (USDA) civil rights regulations and policies, the USDA, its Agencies, offices, and employees, and institutions participating in or administering USDA programs are prohibited from discriminating based on race, color, national origin, religion, sex, gender identity (including gender expression), sexual orientation, disability, age, marital status, family/parental status, income derived from a public assistance program, political beliefs, or reprisal or retaliation for prior civil rights activity, in any program or activity conducted or funded by USDA (not all bases apply to all programs). Remedies and complaint filing deadlines vary by program or incident.</p> <p>Persons with disabilities who require alternative means of communication for program information (e.g., Braille, large print, audiotape, American Sign Language, etc.) should contact the responsible Agency or USDA's TARGET Center at (202) 720-2600 (voice and TTY) or contact USDA through the Federal Relay Service at (800) 877-8339. Additionally, program information may be made available in languages other than English.</p> <p>To file a program discrimination complaint, complete the USDA Program Discrimination Complaint Form, AD-3027, found online at <a href="http://www.ascr.usda.gov/complaint_filing_cust.html">http://www.ascr.usda.gov/complaint_filing_cust.html</a> and at any USDA office or write a letter addressed to USDA and provide in the letter all of the information requested in the form. To request a copy of the complaint form, call (866) 632-9992. Submit your completed form or letter to USDA by: (1) mail: U.S. Department of Agriculture Office of the Assistant Secretary for Civil Rights 1400 Independence Avenue, SW Washington, D.C. 20250-9410; (2) fax: (202) 690-7442; or (3) email: <a href="mailto:program.intake@usda.gov">program.intake@usda.gov</a>. USDA is an equal opportunity provider, employer, and lender.</p>		

--\*

### Example Letter of Disapproved Transfer of Coverage

The following is an example of a letter to a participant who submits CCC-577 that cannot be processed or approved for any NAP-covered crop according to CCC-471 NAP BP and paragraph 342.

Dear *[enter name of transferor]* and *[enter name(s) of each transferee]*:

This letter responds to an application for transfer of coverage you filed under the Noninsured Crop Disaster Assistance Program (NAP) for planting period *[enter planting period]* *[enter crop name(s) identified on CCC-577]*. FSA has reviewed your application for transfer of coverage and supporting documentation.

FSA cannot process the transfer of coverage for *[enter crop name(s) identified on CCC-577]* because *[enter the reason the transfer of NAP coverage cannot be approved for either all the crops, or for each crop if reasons are different for various disapproved transfer crops]*.

Although action has been taken on your application for transfer of coverage, this is not a determination of payment eligibility, because you have yet to file an application for payment. If you file an application for payment that includes *[enter crop name(s) identified on CCC-577]* and FSA disapproves it either in whole or in part, FSA will at that time notify you of that decision in writing and afford you with applicable appeal rights.

Regulations at 7 CFR 11.1 and 7 CFR 780.2 define an adverse determination as an administrative decision made by an officer, employee, or committee of an agency that is adverse to a participant. These same regulations also define a participant as any individual or entity who has applied for, or whose right to participate in or receive a payment, loan, loan guarantee, or other benefit in accordance with any program of an agency to which the regulations in 7 CFR parts 11 and 780 apply is affected by the decision of such agency. This is not an “adverse determination” as defined in these regulations. Consequently, no appeal or appealability review rights apply to this notification.

If you would like to file an application for payment, you may contact the *[enter service center]* County FSA Office by the application deadline.

Sincerely,

County Executive Director

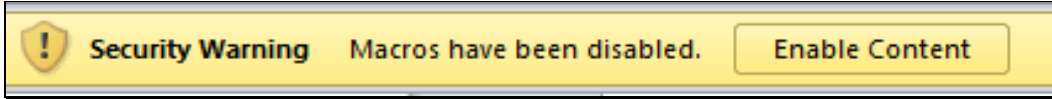


**\*--Accessing and Saving NAP Late Planting-Assigned Production Calculator Worksheet**

**A Instructions for accessing and saving the NAP Late Planting – Assigned Production Calculator Worksheet.**

Access and save the NAP Late Planting – Assigned Production Calculator Worksheet according to the following.

**Note:** The worksheet will be saved and completed for each crop (by pay group), for each producer, by the County Office, according to the instructions in subparagraph B.



Step	Action
1	Access the NAP intranet page at <a href="http://inside.fsa.usda.gov/program-areas/dafp/dap/nap/index">http://inside.fsa.usda.gov/program-areas/dafp/dap/nap/index</a> .
2	CLICK “ <b>Late Planting - Assigned Production</b> ”. A file download” dialog box will be displayed for the applicable crop year.
3	CLICK “ <b>Open</b> ” in the file download’ dialog box.
4	<p>At the top of the screen, between the toolbar and the window, the following security warning will be displayed.</p>  <p>CLICK “<b>Enable Content</b>”.</p> <p><b>Note:</b> This step needs to be performed <b>every time</b> the worksheet is opened.</p> <p><b>Warning:</b> Do <b>not</b> attempt to permanently enable macros because this will make the calculator unusable and could potentially create a security breach.</p>
5	<p>Save the document by doing the following:</p> <ul style="list-style-type: none"> <li>• CLICK “<b>File</b>”, scroll down and CLICK “<b>Save As</b>”</li> <li>• CLICK “<b>Excel Macro Enabled Workbook</b>”</li> <li>• navigate to user’s desktop</li> <li>• CLICK “<b>Save</b>”.</li> </ul> <p>By following these steps, the document will be placed on the user’s desktop with an icon. The document will be named “<b>Late Planting – Assigned Production.xlsm</b>”.</p>

--\*

**\*--Accessing and Saving NAP Late Planting-Assigned Production Calculator Worksheet  
(Continued)**

**B Creating Folders to save all NAP Late Planting – Assigned Production Calculator Worksheet for the Applicable Crop Year**

Before completing and saving a NAP Late Planting – Assigned Production Calculator Worksheet for a producer, a new folder must be created on the shared (S:) drive, for each applicable crop year, as follows.

Step	Action
1	Do either of the following: <ul style="list-style-type: none"> <li>on the desktop, double CLICK “<b>My Computer</b>” </li> <li>at the bottom left corner of user’s screen, RIGHT CLICK “<b>Start</b>”  and CLICK “<b>Explore</b>”.</li> </ul>
2	Double CLICK “(S:)” drive.
3	Double CLICK “ <b>Service_Center</b> ” folder.
4	DOUBLE CLICK “ <b>FSA</b> ” folder.
5	CLICK “ <b>Make a new Folder</b> ”. If this option is not available, right click in the blank white area within the folder window, CLICK “ <b>New</b> ”, and then CLICK “ <b>New Folder</b> ”.
6	A new folder will be placed in the “S:\Service_Center\FSA” folder, with the default name of “New Folder”.
7	The new folder must be renamed. Right CLICK, “ <b>New Folder</b> ” and CLICK “ <b>Rename</b> ”.
8	Rename the folder as “201X_Late Planting – Assigned Production_Calculator Worksheets”.  <b>Example:</b> 201X is the applicable program year.

**Note:** Creating the new “201X\_Late Planting – Assigned Production\_Calculator Worksheets”, folder **only needs to be done 1 time at each Service Center per year**.


All Late Planting – Assigned Production Worksheets can be saved in this location.--\*



**\*--Accessing and Saving NAP Late Planting-Assigned Production Calculator Worksheet  
(Continued)**

**C Saving NAP Late Planting – Assigned Production Calculator Worksheets**

The worksheet can be saved by following the steps below.

Step	Action
1	CLICK “  ”, scroll down and CLICK “ <b>Save As</b> ”. CLICK “ <b>Excel Macro Enabled Workbook</b> ”.
2	<p>Navigate to “<b>S:\Service Center\FSA\201X_Late Planting – Assigned Production_Calculator Worksheets</b>”. Crop year as applicable.</p> <p><b>Note:</b> State Offices may create a subfolder if preferred, but the subfolder <b>must</b> be located within <b>S:\Service Center\FSA\</b>.</p> <p>In the “File name:” block, enter the file name as, “<b>NAP_ 201X_{County name}_{State abbr}_{Producer name}_{Unit number}_{#of#}</b>”.</p> <p><b>Notes:</b> “<b>{County name}</b>” is the name of the county where the unit is physically located.</p> <p>“<b>{State abbr}</b>” is the 2-alpha State abbreviation, such as “MD” for Maryland, where the unit is physically located.</p> <p>“<b>{Producer name}</b>” is the name of the producer for which the worksheet is being completed.</p> <p>“<b>{Unit number}</b>” is the unit number for which the worksheet is being completed.</p> <p>“<b>{#of#}</b>” is the worksheet number out of the total number of worksheets completed for a specific producer and unit within a State and county.</p>

--\*

**\*--Accessing and Saving NAP Late Planting-Assigned Production Calculator Worksheet  
(Continued)**

**D Completing NAP Late Planting – Assigned Production Calculator Worksheet**

The following are instructions for completing the worksheet.

Step	Action
1	Enter the name of the producer/entity.
2	Enter the unit number.
3	Enter the crop.
4	Enter the variety.
5	Enter the farm number.
6	Enter the tract number.
7	Enter the field number.
8	From the drop down menu select the coverage level for the specific crop (as found on the CCC-471).
9	Enter the approved yield for year and unit in which the crop was late planted and production will be assigned (as found on the CCC-452).
10	Enter the number of acres (rounded to ten thousandths) that were late planted.  <b>Note:</b> You must enter acreage 1 field at a time if more than 1 field was late planted at 2 different times.
11	Enter the final planting date for the crop in question as found in the NCT.
12	Enter the date the crop was planted as certified by the producer on the acreage report (FSA-578).
13	From the drop down menu select the number of days it takes the crop to reach maturity. The options are:  <ul style="list-style-type: none"> <li>• 60 days or less</li> <li>• 61 to 120 days</li> <li>• 121 days and up.</li> </ul>
14	Number of days late will be displayed.
15	No Entry – workbook will determine this after user makes a selection under Days to Maturity (item 13) and the workbook calculates the Number of Days Late (item 14).
16	Assigned production will be displayed for the field.
17	Total assigned production will be displayed for all farms/tracts/fields on the unit that were late planted, to be entered on the CCC-576, item 30.

**Note:** Repeat steps 5 through 13 for each individual field.--\*

**\*--Accessing and Saving NAP Late Planting-Assigned Production Calculator Worksheet  
(Continued)**

**E Example of NAP Late Planting – Assigned Production Calculator Worksheet**

The following is an example of the worksheet.

Late Planting - Assigned Production			
1. Producer Name			
2. Unit Number			
3. Crop			
4. Variety			
5. Farm Number		5. Farm Number	
6. Tract Number		6. Tract Number	
7. Field Number		7. Field Number	
8. Coverage Level		8. Coverage Level	
9. Current Year Approved Yield		9. Current Year Approved Yield	
10. Acres		10. Acres	
11. Final Planting Date		11. Final Planting Date	
12. Date Crop Late-Planted		12. Date Crop Late-Planted	
13. Days to Maturity		13. Days to Maturity	
14. Number of Days Late		14. Number of Days Late	
15. % of Production		15. % of Production	
16. Assigned Production		16. Assigned Production	
5. Farm Number		5. Farm Number	
6. Tract Number		6. Tract Number	
7. Field Number		7. Field Number	
8. Coverage Level		8. Coverage Level	
9. Current Year Approved Yield		9. Current Year Approved Yield	
10. Acres		10. Acres	
11. Final Planting Date		11. Final Planting Date	
12. Date Crop Late-Planted		12. Date Crop Late-Planted	
13. Days to Maturity		13. Days to Maturity	
14. Number of Days Late		14. Number of Days Late	
15. % of Production		15. % of Production	
16. Assigned Production		16. Assigned Production	
17. Total Assigned Production			

--\*



### Additional Prevented Planting Calculations

This is an example of a unit composed of 1 entire farm with planted acres and approved prevented planted acreage that meets requirements in 2-CP, paragraph 24.

- The following table shows the current year reported prevented planted acres, approved prevented planted acres, and planted acres for the farm and/or unit.

<b>Year</b>	<b>Farm/Unit</b>	<b>Reported Prevented Planted Acres</b>	<b>Approved Prevented Planted Acres <u>1/</u></b>	<b>Planted Acres</b>
2015	Farm	125.00	100.00	100.00
	Unit	N/A	<b>100.00</b>	<b>100.00</b>

1/ Approved prevented planted acres that meet requirements of 2-CP, paragraph 24.

- This is the calculation for determining the number of prevented planted acres eligible for payment on the unit.

$$\begin{array}{rclcl} \textbf{2015 Planted Acres} & + & \textbf{Approved Prevented Planted} & = & \textbf{Total Intended for Planting} \\ 100.00 & + & 100.00 & = & 200.00 \end{array}$$

$$\begin{array}{rclcl} \textbf{Total Intended For Planting} & \times & \textbf{35 Percent} & = & \textbf{Disaster Level.} \\ 200.00 & \times & .35 & = & 70.00 \end{array}$$

$$\begin{array}{rclcl} \textbf{Determined Prevented Planting} & - & \textbf{Disaster Level} & = & \textbf{Prevented Planting for Payment} \\ 100.00 & - & 70.00 & = & 30.00 \end{array}$$

**Note:** 30.00 prevented planted acres qualify for payment on the unit.



**Crops Applicable to Native Sod Provisions**

The following are crops and types applicable to native sod provisions if acreage meets native sod parameters identified in paragraph 379, applicable to breaking dates of February 8, 2014, through \*--December 20, 2018. Applicable for crop years 2015 through 2018. 2019 and subsequent annually tilled determinations are in the NCT.--\*

<b>FSA Crop Code</b>	<b>FSA Crop Name</b>	<b>FSA Type Code</b>	<b>FSA Type Name</b>
0516	AMARANTH GRAIN	All Types	All Types
0104	ASPARAGUS	All Types	All Types
0091	BARLEY	All Types	All Types
0047	BEANS	All Types	All Types
0642	BEETS	All Types	All Types
0905	BROCCOFLOWER	All Types	All Types
0110	BROCCOLI	All Types	All Types
7073	BROCCOLO-CAVALO	All Types	All Types
0112	BRUSSEL SPROUTS	All Types	All Types
0114	BUCKWHEAT	All Types	All Types
0116	CABBAGE	All Types	All Types
1166	CAIMITO	All Types	All Types
9999	CALABAZA MELON	All Types	All Types
9056	CALALOO	All Types	All Types
0033	CAMELINA	All Types	All Types
9998	CANARY MELON	All Types	All Types
0711	CANOLA	All Types	All Types
0759	CANTALOUPE	All Types	All Types
0120	CARROTS	All Types	All Types
9997	CASABA MELON	All Types	All Types
0124	CAULIFLOWER	All Types	All Types
0509	CELERIAC	All Types	All Types
0126	CELERY	All Types	All Types
0840	CHIA	All Types	All Types
9996	CHINESE BITTER MELON	All Types	All Types
9995	CITRON MELON	All Types	All Types
0041	CORN	All Types	All Types
0022	COTTON, ELS	All Types	All Types
0021	COTTON, UPLAND	All Types	All Types
9994	CRENSHAW MELON	All Types	All Types
0132	CUCUMBERS	All Types	All Types
0318	EGGPLANT	All Types	All Types
0136	EINKORN	All Types	All Types
0133	EMMER	All Types	All Types
0031	FLAX	All Types	All Types
7501	FLOWERS	All Types	All Types

**Crops Applicable to Native Sod Provisions (Continued)**

<b>FSA Crop Code</b>	<b>FSA Crop Name</b>	<b>FSA Type Code</b>	<b>FSA Type Name</b>
0125	FORAGE SOYBEAN/SORGHUM	All Types	All Types
0953	GAILON	All Types	All Types
0773	GARDEN, COMMERCIAL	All Types	All Types
0772	GARDEN, HOME	All Types	All Types
0423	GARLIC	All Types	All Types
1292	GENIP	All Types	All Types
0322	GOURDS	All Types	All Types
0102	GRASS	RAN	Annual Ryegrass
0102	GRASS	SUD	Sudan
4000	GREENS	All Types	All Types
0134	GUAR	All Types	All Types
0758	HONEYDEW	All Types	All Types
1218	INDUSTRIAL HEMP	All Types	All Types
1217	INDUSTRIAL RICE	All Types	All Types
9030	ISRAEL MELONS	All Types	All Types
1303	JICAMA	All Types	All Types
0489	KENAF	All Types	All Types
8050	KENYA	All Types	All Types
0019	KHORASAN	All Types	All Types
2002	KOCHIA (PROSTRATA)	All Types	All Types
0374	KOHLRABI	All Types	All Types
9993	KOREAN GOLDEN MELON	All Types	All Types
0377	LEEKs	All Types	All Types
0401	LENTILS	All Types	All Types
0140	LETTUCE	All Types	All Types
7087	LOTUS ROOT	All Types	All Types
0793	MEADOWFOAM	All Types	All Types
8139	MELONGENE	All Types	All Types
2010	MILKWEED	All Types	All Types
0080	MILLET	All Types	All Types
0296	MIXED FORAGE	ASG	Alfalfa Small Grain Interseeded
0296	MIXED FORAGE	GGV	Small Grain/Grass/Vegetable Interseeded



**Crops Applicable to Native Sod Provisions (Continued)**

<b>FSA Crop Code</b>	<b>FSA Crop Name</b>	<b>FSA Type Code</b>	<b>FSA Type Name</b>
0296	MIXED FORAGE	GLV	Small Grain/Legume/Vegetable Interseeded
0296	MIXED FORAGE	ICG	2 Or More Interseeded Coarse Grains
0296	MIXED FORAGE	LCG	Legume/Coarse Grain
0296	MIXED FORAGE	LEG	2 Or More Legumes Interseeded
0296	MIXED FORAGE	LGG	Legume/Small Grain/Grass
0296	MIXED FORAGE	LGV	Legume/Small Grain/Grass/Vegetable Interseeded
0296	MIXED FORAGE	LSG	Legume/Small Grain
0296	MIXED FORAGE	MSG	2 Or More Interseeded Small Grains
0296	MIXED FORAGE	OSG	Oilseed/Grain Interseeded
0296	MIXED FORAGE	OTP	Hay Oats And Peas
0296	MIXED FORAGE	SSG	Grass/Small Grain Interseeding
0130	MUSTARD	All Types	All Types
0016	OATS	All Types	All Types
0286	OKRA	All Types	All Types
0142	ONIONS	All Types	All Types
0338	PARSNIP	All Types	All Types
0075	PEANUTS	All Types	All Types
0067	PEAS	All Types	All Types
0615	PENNYCRESS	All Types	All Types
0083	PEPPERS	All Types	All Types
0887	PERIQUE TOBACCO	All Types	All Types
0084	POTATOES	All Types	All Types
0156	POTATOES SWEET	All Types	All Types
0715	PSYLLIUM	All Types	All Types
0147	PUMPKINS	All Types	All Types
0716	QUINOA	All Types	All Types
0148	RADISHES	All Types	All Types
0129	RAPESEED	All Types	All Types
0018	RICE	All Types	All Types

**Crops Applicable to Native Sod Provisions (Continued)**

<b>FSA Crop Code</b>	<b>FSA Crop Name</b>	<b>FSA Type Code</b>	<b>FSA Type Name</b>
0904	RICE, SWEET	All Types	All Types
0641	RICE, WILD	All Types	All Types
0339	RUTABAGA	All Types	All Types
0094	RYE	All Types	All Types
0079	SAFFLOWER	All Types	All Types
0532	SALSIFY	All Types	All Types
8109	SCALLIONS	All Types	All Types
0396	SESAME	All Types	All Types
0533	SHALLOTS	All Types	All Types
0051	SORGHUM	All Types	All Types
0050	SORGHUM FORAGE	All Types	All Types
0052	SORGHUM, DUAL PURPOSE	All Types	All Types
0081	SOYBEANS	All Types	All Types
0131	SPELT	All Types	All Types
0760	SPRITE MELON	All Types	All Types
0155	SQUASH	All Types	All Types
0154	STRAWBERRIES	All Types	All Types
0039	SUGAR BEETS	All Types	All Types
0038	SUGARCANE	All Types	All Types
0078	SUNFLOWERS	All Types	All Types
7510	SUNN HEMP	All Types	All Types
0535	TARO	All Types	All Types
1223	TEFF	All Types	All Types
0001	TOBACCO BURLEY	All Types	All Types
0013	TOBACCO BURLEY 31V	All Types	All Types
0008	TOBACCO CIGAR BINDER	All Types	All Types
0010	TOBACCO CIGAR FILLER	All Types	All Types
Crops Applicable to Native Sod Provisions (continued)			Exhibit 40 (Par. 379)
<b>FSA CROP CODE</b>	<b>FSA CROP NAME</b>	<b>FSA TYPE CODE</b>	<b>FSA TYPE NAME</b>
0007	TOBACCO CIGAR FILLER BINDER	All Types	All Types
0005	TOBACCO DARK AIR CURED	All Types	All Types
0004	TOBACCO FIRE CURED	All Types	All Types
0002	TOBACCO FLUE CURED	All Types	All Types
0009	TOBACCO MARYLAND	All Types	All Types

**Crops Applicable to Native Sod Provisions (Continued)**

<b>FSA Crop Code</b>	<b>FSA Crop Name</b>	<b>FSA Type Code</b>	<b>FSA Type Name</b>
0003	TOBACCO VIRGINIA FIRE CURED	All Types	All Types
0006	TOBACCO VIRGINIA SUN CURED	All Types	All Types
0012	TOBACCO, CIGAR WRAPPER	All Types	All Types
7158	TOMATILLOS	All Types	All Types
0087	TOMATOES	All Types	All Types
0158	TRITICALE	All Types	All Types
0160	TURNIPS	All Types	All Types
0435	VETCH	All Types	All Types
7320	WAMPEE	All Types	All Types
0613	WATER CRESS	All Types	All Types
0757	WATERMELON	All Types	All Types
0011	WHEAT	All Types	All Types
0188	YAM	All Types	All Types



**Instructions for Completing CCC-452, Actual Production History and Approved Yield Record****A Completing CCC-452**

A manual CCC-452 shall **only** be used in instances where approved yield **cannot** be calculated electronically.

COC may delegate, in writing to CED's and PT's, the authority to sign CCC-452.

<b>Item</b>	<b>Instructions</b>
1	Enter crop year for which the approved yield is being established.-
2	Enter unit number for which production history is being provided.
3A through 3C	Enter names, telephone numbers, and last 4 digits of ID numbers for up to 5 individuals on the unit. If more than 5 individuals are on the unit, continue the information in item 31.
4	Check (✓) appropriate box indicating whether a spot check is required.
5A and 5B	Enter County Office name and State and county codes.
6	Check (✓) appropriate box indicating whether the crop was planted on converted native sod.  <b>Note:</b> This is applicable to specific States according to Part 7.
7	Enter crop name.  <b>*--Example:</b> Watermelon.--*
8	Enter crop type.  <b>*--Example:</b> SED.--*
9	Enter intended use for the crop.  <b>Example:</b> FH.  <b>Note:</b> Intended use is <b>not</b> applicable to multiple-market crops according to Part 7.
10	Enter "I" for irrigated or "N" for nonirrigated.
11	Enter planting period.
12	Check (✓) appropriate box indicating the organic status.
13	Enter unit of measure for the crop.  <b>*--Example:</b> CWT.--*
14	Check (✓) appropriate box indicating whether yield limitation rules apply.
15	Enter county-expected or T-yield.

**\*--Instructions for Completing CCC-452, Actual Production History and Approved Yield Record (Continued)**

**A Completing CCC-452 Manual (Continued)**

Item	Instructions
	<b>Items 16 through 16C are for COC representative use only, if applicable.</b>
16A	Enter adjusted T-yield determined according to paragraph 407.
16B	Check (✓) applicable reason code for the adjusted T-yield.
16C	Enter date of COC or STC minutes that document the determination for the adjusted T-yield.
17	Enter APH crop year.
18	Check (✓) appropriate box indicating whether the crop in item 7 was affected by an eligible disaster during the crop year in item 17.
19	Enter number of planted acres, hives, or taps for the crop in item 7 with the attributes in items 6 and 8 through 12 for the crop year in item 17.
20	Enter actual production for the crop in item 7 with the attributes in items 6 and 8 through 12 for the crop year in item 17.
21	Enter code for record type as indicated in <u>1/</u> .
	<b>Items 22 through 30 are for COC representative use only, if applicable.</b>
22	Calculate yield by dividing item 20 by item 19. If applicable, change the yield based on the yield type code entered in item 23 and handbook procedure.
23	Enter code for the yield type as indicated in <u>2/</u> .
24	Total all yields in item 22.
25	Enter number of APH crop years, with a minimum of 4.
26	Calculate yield by dividing item 24 by item 25.
27	Enter prior approved yield.
28	ENTER “.90”.
29	Calculate the yield cup by multiplying item 27 by item 28.
30	If item 14 is: <ul style="list-style-type: none"> <li>• “Yes”, enter the higher of item 26 or item 29</li> <li>• “No”, enter the amount from item 26.</li> </ul>
31	Use as needed to continue or explain information in other items on CCC-452.
32A	<p>Producer representing the unit shall sign and date.</p> <p><b>*--Notes:</b> If producer signature was not provided, notate reason or explain in item 31.</p> <p>See subparagraph 400 F for actions when producer signature was not provided.--*</p>
32B	<p>Enter title and/or relationship of the individual in representative capacity.</p> <p><b>Notes:</b> If producer signing is <b>not</b> signing in representative capacity, this field should be left blank.</p>
32 C	Enter date signed.
33A and 33B	<b>*--After completion of Parts B,C, and D, COC representative shall sign and date.--*</b> <b>***</b>
33C	Enter County Office information.

# Instructions for Completing CCC-452, Actual Production History and Approved Yield Record (Continued)

## B Example of CCC-452

This is an example of a completed CCC-452.

\*--

<b>CCC-452</b> (06-14-19)		U.S. DEPARTMENT OF AGRICULTURE Commodity Credit Corporation		1. Crop Year 2019		2. Unit No. 1234	
<b>NAP ACTUAL PRODUCTION HISTORY AND APPROVED YIELD RECORD FOR 2019 AND SUBSEQUENT YEARS</b>							
<b>PART A - GENERAL INFORMATION</b>							
3A. Producer(s) Name				3B. Telephone Number (Include Area Code)		3C. Identification Number (Last 4 Digits)	
(1) Albert the Alligator				555-555-5555		5555	
(2)							
(3)							
(4)							
(5)							
4. Spotcheck Required? <input type="checkbox"/> YES <input checked="" type="checkbox"/> NO		5A. County FSA Office Name Gator County FSA Office		5B. State and County Codes 12-001		6. Native Sod Conversion? <input type="checkbox"/> YES <input checked="" type="checkbox"/> NO	
<b>PART B - UNIT AND CROP IDENTIFICATION</b>							
7. Crop Name Watermelons		8. Crop Type SED		9. Intended Use FH		10. FSA Practice ("I" for Irrigated or "N" for Nonirrigated) I	
						11. Planting Period 01	
						12. Organic Status <input checked="" type="checkbox"/> Conventional <input type="checkbox"/> Transitional <input type="checkbox"/> USDA Certified	
						13. Unit of Measure CWT	
14. Do Yield Limitation Rules Apply? <input checked="" type="checkbox"/> YES <input type="checkbox"/> NO		15. County Expected Yield/T-Yield 311.67		16. If Applicable, COC Adjusted T-Yield and Reason Code (COC Use Only) 16A. Adjusted Yield		16B. Reason Code: (Check One) <input type="checkbox"/> Inconsistent farming/management practices <input type="checkbox"/> Age of stand/trees <input type="checkbox"/> Multiple County T-Yield Variations	
						16C. Date of COC Minutes	
<b>PART C - ACTUAL PRODUCTION HISTORY</b>							
17. APH Crop Year		18. Eligible Disaster? YES NO		19. Acres Planted		20. Actual Production	
						21. Record Type 1/ COC USE ONLY	
						22. Yield	
						23. Yield Type 2/	
2018		<input checked="" type="checkbox"/>		25.5		4,435	
2017		<input type="checkbox"/>		27.0		8,424	
2016		<input type="checkbox"/>		22.0		7,150	
2015		<input type="checkbox"/>		28.0		9,660	
2014		<input type="checkbox"/>		25.0		7,750	
		<input type="checkbox"/>					
		<input type="checkbox"/>					
		<input type="checkbox"/>					
		<input type="checkbox"/>					
		<input type="checkbox"/>					
		<input type="checkbox"/>					
<b>PART D - APPROVED YIELD (COC USE ONLY)</b>							
24. Total Yield (Item 22)		25. No. of APH Crop Years (Item 17)		26. Calculated Yield		27. Prior Crop Year Approved Yield	
1495.59		5		298.92		323.00	
divided by						28. Cup Percentage	
						90	
						29. Yield Cup	
						290.70	
30. If Item 14 is:							
A. YES, enter the higher of Item 26 or Item 29 298.92							
B. NO, enter amount from Item 26							
<b>1 / RECORD TYPES:</b> 1 - Production sold/commercial storage 2 - On farm storage, measurement 3 - Livestock feeding records 4 - Appraisal 5 - Other - Identify in Item 31, Remarks							
<b>2 / YIELD TYPES:</b> A - Actual yield B - Bypass Year C - Added practice/type/intended use/planting period/unit E - 80% of T-yield I - 100% of T-yield for new producer of crop N - 90% of T-yield O - Zero credited yield							
P - 75% of previous year approved yield R - Replacement yield S - 65% of the T-yield T - 100% of the T-yield U - Substitute yield V - Substitute yield Z - Zero acres planted							

--\*

# Instructions for Completing CCC-452, Actual Production History and Approved Yield Record (Continued)

## B Example of CCC-452 (Continued)

\*--

CCC-452 (06-14-19)		Page 2 of 2
<b>PART E - REMARKS AND ACTUAL INFORMATION</b>		
31. Remarks		
<p><b>NOTE:</b> The following statement is made in accordance with the Privacy Act of 1974 (5 USC 552a -- as amended). The authority for requesting the information identified on this form is the Commodity Credit Corporation Charter Act (15 U.S.C. 714 et seq.), the Agriculture Improvement Act of 2018 (Pub. L. 115-334), and 7 CFR Part 1437. The information will be used to determine eligibility to participate in and receive benefits under the Noninsured Crop Disaster Assistance Program (NAP). The information collected on this form may be disclosed to other Federal, State, Local government agencies, Tribal agencies, and nongovernmental entities that have been authorized access to the information by statute or regulation and/or as described in applicable Routine Uses identified in the System of Records Notice for USDA/FSA-2, Farm Records File (Automated). Providing the requested information is voluntary. However, failure to furnish the requested information will result in a determination of ineligibility to participate in and receive benefits under the Noninsured Crop Disaster Assistance Program (NAP).</p> <p><b>Paperwork Reduction Act (PRA) Statement:</b> The information collection is exempted from PRA as specified in 7 U.S.C. 9091(2)(c)(B). <b>RETURN THIS COMPLETED FORM TO YOUR COUNTY FSA OFFICE.</b></p>		
<b>PART F - PRODUCER'S CERTIFICATION</b>		
<p>I hereby certify that the information included on this form includes a complete and accurate record of actual production history. The actual production history is accurately identified to the unit, crop and crop years shown. I understand that the information on this form may be spot checked and failure to certify accurately may result in a loss of program benefits. Additionally, I direct the purchaser, warehouse operator, ginner, or any person who otherwise stores or purchases crop production identified on this form to disclose those storage or purchase records of the identified crop to USDA representatives for the purpose of verification of production. I understand that the payment yield may be different than the approved yield if the unit acreage increases or plant density changes.</p>		
32A. Signature of Producer (By)	32B. Title/Relationship of the Individual Signing in a Representative Capacity	32C. Date (MM-DD-YYYY)
/s/ Albert the Alligator		07/28/2019
33A. Signature of COC Representative	33B. Date (MM-DD-YYYY)	33C. County FSA Office Name and Address
/s/ Gator County CED	07/28/2019	Gator County FSA Office 3 National Titles Road Gainesville, FL 32605
Telephone No. (Include Area Code): 555-555-5555		
<p>In accordance with Federal civil rights law and U.S. Department of Agriculture (USDA) civil rights regulations and policies, the USDA, its Agencies, offices, and employees, and institutions participating in or administering USDA programs are prohibited from discriminating based on race, color, national origin, religion, sex, gender identity (including gender expression), sexual orientation, disability, age, marital status, family/parental status, income derived from a public assistance program, political beliefs, or reprisal or retaliation for prior civil rights activity, in any program or activity conducted or funded by USDA (not all bases apply to all programs). Remedies and complaint filing deadlines vary by program or incident.</p> <p>Persons with disabilities who require alternative means of communication for program information (e.g., Braille, large print, audiotope, American Sign Language, etc.) should contact the responsible Agency or USDA's TARGET Center at (202) 720-2600 (voice and TTY) or contact USDA through the Federal Relay Service at (800) 877-8339. Additionally, program information may be made available in languages other than English.</p> <p>To file a program discrimination complaint, complete the USDA Program Discrimination Complaint Form, AD-3027, found online at <a href="http://www.ascr.usda.gov/complaint_filing_cust.html">http://www.ascr.usda.gov/complaint_filing_cust.html</a> and at any USDA office or write a letter addressed to USDA and provide in the letter all of the information requested in the form. To request a copy of the complaint form, call (866) 632-9992. Submit your completed form or letter to USDA by: (1) mail: U.S. Department of Agriculture Office of the Assistant Secretary for Civil Rights 1400 Independence Avenue, SW Washington, D.C. 20250-9410; (2) fax: (202) 690-7442; or (3) email: <a href="mailto:program.intake@usda.gov">program.intake@usda.gov</a>. USDA is an equal opportunity provider, employer, and lender.</p>		

--\*



**Instructions for Completing CCC-575, Record of Historical Marketing Percentage (HMP), Contract Marketing Percentage (CMP), and Direct Marketing Percentage (DMP)**

**A Completing CCC-575**

CCC-575 was developed to collect data to establish a participant's HMP, CMP, and/or DMP. This form shall be completed only for those participants who chose the HMP option and/or the DMP option on CCC-471. The calculation of HMP and DMP will be based on the actual marketing history from the preceding 3 years of production for the eligible NAP crop. HMP or CMP will be applied to the NAP benefits for those participants; therefore is only required to be completed before calculating potential payment in a year of loss. DMP will be applied when calculating the premium as well as the NAP benefits for those participants.

Complete Parts A, B, D, E, and F for HMP. Complete Parts A, B, C, E and F for CMP. Complete Parts A, G, H, and I for DMP.

Item	Instructions
<b>Part A - General Information</b>	
1	Enter County Office name and address.
2	Enter crop year.
3	Enter administrative State and county code.
4A	Enter producer's name and address.
4B	Enter producer's phone number.
<b>Part B – Crop Identification</b>	
<b>Note:</b> Part B shall be completed for Parts C, D, and E only.	
5A	Enter crop name.
5B	Enter crop type.
6	Enter the unit of measure for the crop and crop type. In situations where the unit of measure is different between the final uses and/or crop years, convert production to pounds (lbs.) using the table below.  <b>Example:</b> Fresh market production sold as pounds (lbs.) and processed production sold as hundredweight (cwt.). All production shall be converted to pounds and the unit of measure would be pounds (lbs.).
<b>Conversion Table</b>	
<b>IF converting...</b>	<b>THEN...</b>
hundredweight (cwt) to pounds (lbs.)	multiply by 100.
tons to pounds (lbs.)	multiply by 2000.
bushels, containers, and other nonstandard units of measure	multiply the pounds (lbs.) from NCT by the bushels, containers, etc. to complete the conversion.

**Instructions for Completing CCC-575, Record of Historical Marketing Percentage (HMP), Contract Marketing Percentage (CMP), and Direct Marketing Percentage (DMP) (Continued)**

**A Completing CCC-575 (Continued)**

Item	Instructions																												
	<b>Part C – Current Year Contract Marketing Percentage (CMP)</b>																												
	<b>Note:</b> Ensure that each category of marketing use is recorded as the same unit of measure to provide consistency in the production and calculation.																												
7	*--This block identifies the contracted market (i.e., fresh or processed).--* No entry needed.																												
8	Enter contracted production for the crop year in item 2 for each specific contracted use in that row.																												
	<table border="1" style="width: 100%; border-collapse: collapse;"> <thead> <tr> <th style="width: 50%;">IF the contract specifies...</th><th style="width: 50%;">THEN...</th></tr> </thead> <tbody> <tr> <td>production only</td><td>enter the contracted production for the specific use.</td></tr> <tr> <td>acres and <b>not</b> production with only one unit</td><td>the producer must certify expected production under contract. The contracted production shall not exceed the sum of the <b>lesser</b> of the reported or contract acres times the approved yield for the unit.</td></tr> <tr> <td>acres and <b>not</b> production with multiple units</td><td>the producer must certify expected production under contract. The contracted production shall not exceed the sum of the <b>lesser</b> of the reported or contract acres times the highest approved yield for the units of the same crop, crop type, and intended use.</td></tr> <tr> <td colspan="2"><b>Example:</b></td></tr> <tr> <td style="text-align: center;"><b>Unit</b></td><td style="text-align: center;"><b>Acres</b></td><td style="text-align: center;"><b>Approved Yield</b></td><td style="text-align: center;"><b>Not To Exceed Expected Production</b></td></tr> <tr> <td style="text-align: center;">301</td><td style="text-align: center;">100</td><td style="text-align: center;">30</td><td rowspan="3" style="background-color: #cccccc;"></td></tr> <tr> <td style="text-align: center;">401</td><td style="text-align: center;">50</td><td style="text-align: center;">35</td></tr> <tr> <td style="text-align: center;">504</td><td style="text-align: center;">100</td><td style="text-align: center;">32</td></tr> <tr> <td colspan="3" style="text-align: center;">250 (total acres) x 35 (highest approved yield) = 8750</td><td style="text-align: center;">8750</td></tr> </tbody> </table>	IF the contract specifies...	THEN...	production only	enter the contracted production for the specific use.	acres and <b>not</b> production with only one unit	the producer must certify expected production under contract. The contracted production shall not exceed the sum of the <b>lesser</b> of the reported or contract acres times the approved yield for the unit.	acres and <b>not</b> production with multiple units	the producer must certify expected production under contract. The contracted production shall not exceed the sum of the <b>lesser</b> of the reported or contract acres times the highest approved yield for the units of the same crop, crop type, and intended use.	<b>Example:</b>		<b>Unit</b>	<b>Acres</b>	<b>Approved Yield</b>	<b>Not To Exceed Expected Production</b>	301	100	30		401	50	35	504	100	32	250 (total acres) x 35 (highest approved yield) = 8750			8750
IF the contract specifies...	THEN...																												
production only	enter the contracted production for the specific use.																												
acres and <b>not</b> production with only one unit	the producer must certify expected production under contract. The contracted production shall not exceed the sum of the <b>lesser</b> of the reported or contract acres times the approved yield for the unit.																												
acres and <b>not</b> production with multiple units	the producer must certify expected production under contract. The contracted production shall not exceed the sum of the <b>lesser</b> of the reported or contract acres times the highest approved yield for the units of the same crop, crop type, and intended use.																												
<b>Example:</b>																													
<b>Unit</b>	<b>Acres</b>	<b>Approved Yield</b>	<b>Not To Exceed Expected Production</b>																										
301	100	30																											
401	50	35																											
504	100	32																											
250 (total acres) x 35 (highest approved yield) = 8750			8750																										
9	<p>Enter the result of multiplying the eligible NAP acres for the intended use from FSA-578 *--for each specific contracted use (i.e., fresh or processed) by the approved yield from--* CCC-452 for the crop year in item 2.</p> <p><b>Notes:</b> If multiple units exist for the specific intended use, calculate the expected production for each unit and summarize by use.</p> <p style="text-align: center;">If an approved yield has not been established, establish the yield according to Part 7.</p>																												
10	Enter the total expected production for all contracted markets included in item 9.																												

**Instructions for Completing CCC-575, Record of Historical Marketing Percentage (HMP), Contract Marketing Percentage (CMP), and Direct Marketing Percentage (DMP) (Continued)**

**A Completing CCC-575 (Continued)**

<b>Item</b>	<b>Instructions</b>	
11 (cont.)	Enter the result of item 8 for each contracted use divided by Item 10 x 100% (rounded to 2 decimals).	
	<b>IF CMP is...</b>	<b>THEN CMP...</b>
	> 100%	equals 100% for the intended use (see Example 1 on next page).
	>100% with more than one intended use with contracted production	equals a prorated CMP based on the share of expected production not to exceed 100% (see Example 2).
	< 100% with one intended use and only one intended use is approved on NCT	equals 100% for the intended use (see Example 3).
	< 100% with two intended uses approved on NCT	for the contracted use shall equal the calculated CMP. The CMP for the other intended use approved on NCT, shall equal 100% minus the calculated percentage from the contracted use for the crop (see Example 4).
	* * *	* * *

**Instructions for Completing CCC-575, Record of Historical Marketing Percentage (HMP), Contract Marketing Percentage (CMP), and Direct Marketing Percentage (DMP) (Continued)**

**A Completing CCC-575 (Continued)**

Item	Instructions																																																													
11 (cont.)	<p>Enter the result of item 8 for each contracted use divided by Item 10 x 100% (rounded to 2 decimals).</p> <p><b>Examples:</b></p> <hr/> <p><b>Example 1 – CMP is &gt; 100% with one intended use:</b></p> <table border="1" style="width: 100%; border-collapse: collapse; margin: 10px 0;"> <thead> <tr> <th style="width: 15%;">7. Contracted Use</th> <th style="width: 20%;">8. Contracted Production</th> <th style="width: 20%;">9. Expected Production</th> <th style="width: 15%;">10. Total Expected Production</th> <th style="width: 30%;">11. Contract Marketing Percentage (CMP)</th> </tr> </thead> <tbody> <tr> <td></td> <td>Enter contracted production in each specific contracted use column, as applicable</td> <td>Eligible Acres from FSA-578 x Approved Yield</td> <td>Total of Item 9</td> <td>Contracted Production ÷ Item 10</td> </tr> <tr> <td style="text-align: center;">Fresh</td> <td style="text-align: center;">5000 lbs.</td> <td style="text-align: center;">100 acres x 40 lbs. = 4000 lbs.</td> <td rowspan="3" style="text-align: center; vertical-align: middle;">4000 lbs</td> <td style="text-align: center;">125% *100%</td> </tr> <tr> <td style="text-align: center;">Processed</td> <td></td> <td></td> <td></td> </tr> <tr> <td style="text-align: center;">***</td> <td></td> <td></td> <td></td> </tr> </tbody> </table> <p>*CMP equals 100% because the calculated CMP exceeds 100%.</p> <p><b>Example 2 – CMP is &gt; 100% with more than one intended use with contracted production:</b></p> <table border="1" style="width: 100%; border-collapse: collapse; margin: 10px 0;"> <thead> <tr> <th style="width: 15%;">7. Contracted Use</th> <th style="width: 20%;">8. Contracted Production</th> <th style="width: 20%;">9. Expected Production</th> <th style="width: 15%;">10. Total Expected Production</th> <th style="width: 30%;">11. Contract Marketing Percentage (CMP)</th> </tr> </thead> <tbody> <tr> <td></td> <td>Enter contracted production in each specific contracted use column, as applicable</td> <td>Eligible Acres from FSA-578 x Approved Yield</td> <td>Total of Item 9</td> <td>Contracted Production ÷ Item 10</td> </tr> <tr> <td style="text-align: center;">Fresh</td> <td style="text-align: center;">3000 lbs.</td> <td style="text-align: center;">65 acres x 40 lbs. = 2600 lbs.</td> <td rowspan="3" style="text-align: center; vertical-align: middle;">4000 lbs.</td> <td style="text-align: center;">75% *60%</td> </tr> <tr> <td style="text-align: center;">Processed</td> <td style="text-align: center;">2000 lbs.</td> <td style="text-align: center;">35 acres x 40 lbs. = 1400 lbs.</td> <td style="text-align: center;">50% *40%</td> </tr> <tr> <td style="text-align: center;">***</td> <td></td> <td></td> <td></td> </tr> </tbody> </table> <p>*CMP is reduced to 100% prorated based on total expected production (item 10) ÷ total contracted production (item 8) (4000 ÷ 5000 = .80) x calculated CMP for each contracted use. Example: Fresh CMP=75% x .80 = 60%; Processed CMP = 50% x .80 = 40%.</p> <p><b>Example 3 – CMP &lt; 100% with one intended use (FH) approved on the NCT:</b></p> <table border="1" style="width: 100%; border-collapse: collapse; margin: 10px 0;"> <thead> <tr> <th style="width: 15%;">7. Contracted Use</th> <th style="width: 20%;">8. Contracted Production</th> <th style="width: 20%;">9. Expected Production</th> <th style="width: 15%;">10. Total Expected Production</th> <th style="width: 30%;">11. Contract Marketing Percentage (CMP)</th> </tr> </thead> <tbody> <tr> <td></td> <td>Enter contracted production in each specific contracted use column, as applicable</td> <td>Eligible Acres from FSA-578 x Approved Yield</td> <td>Total of Item 9</td> <td>Contracted Production ÷ Item</td> </tr> <tr> <td style="text-align: center;">Fresh</td> <td style="text-align: center;">2500 lbs.</td> <td style="text-align: center;">100 acres x 30 lbs. = 3000 lbs.</td> <td style="text-align: center;">3000 lbs.</td> <td style="text-align: center;">83.33% *100%</td> </tr> </tbody> </table> <p>*Remaining CMP is allocated to fresh because there is no other intended use approved on the NCT.</p>	7. Contracted Use	8. Contracted Production	9. Expected Production	10. Total Expected Production	11. Contract Marketing Percentage (CMP)		Enter contracted production in each specific contracted use column, as applicable	Eligible Acres from FSA-578 x Approved Yield	Total of Item 9	Contracted Production ÷ Item 10	Fresh	5000 lbs.	100 acres x 40 lbs. = 4000 lbs.	4000 lbs	125% *100%	Processed				***				7. Contracted Use	8. Contracted Production	9. Expected Production	10. Total Expected Production	11. Contract Marketing Percentage (CMP)		Enter contracted production in each specific contracted use column, as applicable	Eligible Acres from FSA-578 x Approved Yield	Total of Item 9	Contracted Production ÷ Item 10	Fresh	3000 lbs.	65 acres x 40 lbs. = 2600 lbs.	4000 lbs.	75% *60%	Processed	2000 lbs.	35 acres x 40 lbs. = 1400 lbs.	50% *40%	***				7. Contracted Use	8. Contracted Production	9. Expected Production	10. Total Expected Production	11. Contract Marketing Percentage (CMP)		Enter contracted production in each specific contracted use column, as applicable	Eligible Acres from FSA-578 x Approved Yield	Total of Item 9	Contracted Production ÷ Item	Fresh	2500 lbs.	100 acres x 30 lbs. = 3000 lbs.	3000 lbs.	83.33% *100%
7. Contracted Use	8. Contracted Production	9. Expected Production	10. Total Expected Production	11. Contract Marketing Percentage (CMP)																																																										
	Enter contracted production in each specific contracted use column, as applicable	Eligible Acres from FSA-578 x Approved Yield	Total of Item 9	Contracted Production ÷ Item 10																																																										
Fresh	5000 lbs.	100 acres x 40 lbs. = 4000 lbs.	4000 lbs	125% *100%																																																										
Processed																																																														
***																																																														
7. Contracted Use	8. Contracted Production	9. Expected Production	10. Total Expected Production	11. Contract Marketing Percentage (CMP)																																																										
	Enter contracted production in each specific contracted use column, as applicable	Eligible Acres from FSA-578 x Approved Yield	Total of Item 9	Contracted Production ÷ Item 10																																																										
Fresh	3000 lbs.	65 acres x 40 lbs. = 2600 lbs.	4000 lbs.	75% *60%																																																										
Processed	2000 lbs.	35 acres x 40 lbs. = 1400 lbs.		50% *40%																																																										
***																																																														
7. Contracted Use	8. Contracted Production	9. Expected Production	10. Total Expected Production	11. Contract Marketing Percentage (CMP)																																																										
	Enter contracted production in each specific contracted use column, as applicable	Eligible Acres from FSA-578 x Approved Yield	Total of Item 9	Contracted Production ÷ Item																																																										
Fresh	2500 lbs.	100 acres x 30 lbs. = 3000 lbs.	3000 lbs.	83.33% *100%																																																										

**Instructions for Completing CCC-575, Record of Historical Marketing Percentage (HMP), Contract Marketing Percentage (CMP), and Direct Marketing Percentage (DMP) (Continued)**

**A Completing CCC-575 (Continued)**

Item	Instructions																							
11 (cont.)	Example 4 – CMP < 100% with two intended uses (FH and PR) approved on the NCT:																							
<table><tr><td>7. Contracted Use</td><td>8. Contracted Production</td><td>9. Expected Production</td><td>10. Total Expected Production</td><td>11. Contract Marketing Percentage (CMP)</td></tr><tr><td></td><td>Enter contracted production in each specific contracted use column, as applicable</td><td>Eligible Acres from FSA-578 x Approved Yield</td><td>Total of Item 9</td><td>Contracted Production ÷ Item 10</td></tr><tr><td>Fresh</td><td>2500 lbs.</td><td>100 acres x 30 lbs. = 3000 lbs.</td><td rowspan="2">3000 lbs.</td><td>83.33%</td></tr><tr><td>Processed</td><td></td><td></td><td>*16.67%</td></tr></table>						7. Contracted Use	8. Contracted Production	9. Expected Production	10. Total Expected Production	11. Contract Marketing Percentage (CMP)		Enter contracted production in each specific contracted use column, as applicable	Eligible Acres from FSA-578 x Approved Yield	Total of Item 9	Contracted Production ÷ Item 10	Fresh	2500 lbs.	100 acres x 30 lbs. = 3000 lbs.	3000 lbs.	83.33%	Processed			*16.67%
7. Contracted Use	8. Contracted Production	9. Expected Production	10. Total Expected Production	11. Contract Marketing Percentage (CMP)																				
	Enter contracted production in each specific contracted use column, as applicable	Eligible Acres from FSA-578 x Approved Yield	Total of Item 9	Contracted Production ÷ Item 10																				
Fresh	2500 lbs.	100 acres x 30 lbs. = 3000 lbs.	3000 lbs.	83.33%																				
Processed				*16.67%																				
*Remaining CMP is allocated to the other intended use approved on the NCT.																								
* * *																								

**Instructions for Completing CCC-575, Record of Historical Marketing Percentage (HMP), Contract Marketing Percentage (CMP), and Direct Marketing Percentage (DMP) (Continued)**

**A Completing CCC-575 (Continued)**

Item	Instructions
<p style="text-align: center;"><b>Part D – Historical Marketing Percentage (HMP)</b> Enter one to three preceding years' production. Ensure that all production is recorded in the same unit of measure from Item 6.</p>	
12	Enter the most recent preceding crop year.
13	*--Enter the sum of all production for each final use (i.e., fresh or processed) for the--* applicable crop year in item 12.
14	Enter the sum of the total production from all final uses listed in item 13.
15	Enter the result of the production for each final use in item 13 divided by the total production in Item 14 x 100% (rounded to 2 decimals). Total percentages must equal 100%.
16	Enter the preceding crop year less 1 year.
17	*--Enter the sum of all production for each final use (i.e., fresh or processed) for the--* applicable crop year in item 16.
18	Enter the sum of the total production from all final uses listed in item 17.
19	Enter the result of the production for each final use in item 17 divided by the total production in item 18 x 100% (rounded to 2 decimals). Total percentages must equal 100%.
20	Enter the preceding crop year less 2 years.
21	*--Enter the sum of all production for each final use (i.e., fresh or processed) for the--* applicable crop year in item 20.
22	Enter the sum of the production from all final uses listed in item 21.
23	Enter the result of the production for each final use in item 21 divided by the total production in item 22 x 100% (rounded to 2 decimals). Total percentages must equal 100%.

**Instructions for Completing CCC-575, Record of Historical Marketing Percentage (HMP), Contract Marketing Percentage (CMP), and Direct Marketing Percentage (DMP) (Continued)**

**A Completing CCC-575 (Continued)**

Item	Instructions																																																		
<b>Part E – Average Historical Marketing Percentage (HMP) and Contract Marketing Percentage (CMP)</b>																																																			
24	Enter crop year from item 12 and all final use HMP's from item 15.																																																		
25	Enter crop year from item 16 and all final use HMP's from item 19.																																																		
26	Enter crop year from item 20 and all final use HMP's from item 23.																																																		
27	<p>Enter the result of adding the final use HMP's from items 24, 25, and 26 and dividing by the total number of years of production (i.e., item 24 + item 25 + item 26 ÷ 3 = item 27). Total percentages must equal 100%.</p> <p><b>Example:</b></p> <table border="1" style="width: 100%; border-collapse: collapse; margin: 10px 0;"> <thead> <tr> <th style="width: 15%;">Final Use</th><th style="width: 20%;">24. Crop Year: 2012</th><th style="width: 20%;">25. Crop Year: 2013</th><th style="width: 20%;">26. Crop Year: 2014</th><th style="width: 25%;">27. Average HMP</th></tr> </thead> <tbody> <tr> <td></td><td>Enter HMP from Item 15</td><td>Enter HMP from Item 19</td><td>Enter HMP from Item 23</td><td>Sum of 24-26 ÷ Number of Years</td></tr> <tr> <td>Fresh</td><td>60.00%</td><td>20.00%</td><td>25.00%</td><td>35.00%</td></tr> <tr> <td>Processed</td><td>40.00%</td><td>80.00%</td><td>75.00%</td><td>65.00%</td></tr> <tr> <td style="text-align: center;">* * *</td><td></td><td></td><td></td><td></td></tr> </tbody> </table> <p><b>Note:</b> If only 2 years of production is available from the preceding 3 years, calculate the HMP based on those 2 years' actual marketing history.</p> <p><b>Example:</b></p> <table border="1" style="width: 100%; border-collapse: collapse; margin: 10px 0;"> <thead> <tr> <th style="width: 15%;">Final Use</th><th style="width: 20%;">24. Crop Year: 2012</th><th style="width: 20%;">25. Crop Year: 2013</th><th style="width: 20%;">26. Crop Year: 2014</th><th style="width: 25%;">27. Average HMP</th></tr> </thead> <tbody> <tr> <td></td><td>Enter HMP from Item 15</td><td>Enter HMP from Item 19</td><td>Enter HMP from Item 23</td><td>Sum of 24-26 ÷ Number of Years</td></tr> <tr> <td>Fresh</td><td>60.00%</td><td>N/A</td><td>25.00%</td><td>42.50%</td></tr> <tr> <td>Processed</td><td>40.00%</td><td>N/A</td><td>75.00%</td><td>57.50%</td></tr> <tr> <td style="text-align: center;">* * *</td><td></td><td></td><td></td><td></td></tr> </tbody> </table>	Final Use	24. Crop Year: 2012	25. Crop Year: 2013	26. Crop Year: 2014	27. Average HMP		Enter HMP from Item 15	Enter HMP from Item 19	Enter HMP from Item 23	Sum of 24-26 ÷ Number of Years	Fresh	60.00%	20.00%	25.00%	35.00%	Processed	40.00%	80.00%	75.00%	65.00%	* * *					Final Use	24. Crop Year: 2012	25. Crop Year: 2013	26. Crop Year: 2014	27. Average HMP		Enter HMP from Item 15	Enter HMP from Item 19	Enter HMP from Item 23	Sum of 24-26 ÷ Number of Years	Fresh	60.00%	N/A	25.00%	42.50%	Processed	40.00%	N/A	75.00%	57.50%	* * *				
Final Use	24. Crop Year: 2012	25. Crop Year: 2013	26. Crop Year: 2014	27. Average HMP																																															
	Enter HMP from Item 15	Enter HMP from Item 19	Enter HMP from Item 23	Sum of 24-26 ÷ Number of Years																																															
Fresh	60.00%	20.00%	25.00%	35.00%																																															
Processed	40.00%	80.00%	75.00%	65.00%																																															
* * *																																																			
Final Use	24. Crop Year: 2012	25. Crop Year: 2013	26. Crop Year: 2014	27. Average HMP																																															
	Enter HMP from Item 15	Enter HMP from Item 19	Enter HMP from Item 23	Sum of 24-26 ÷ Number of Years																																															
Fresh	60.00%	N/A	25.00%	42.50%																																															
Processed	40.00%	N/A	75.00%	57.50%																																															
* * *																																																			
28	Enter the final use CMP's from item 11.																																																		
29	Average market price from NCT, for the applicable use. If the unit of measure differs between markets and/or crop years, convert the NCT price to a per pound basis.																																																		

**Instructions for Completing CCC-575, Record of Historical Marketing Percentage (HMP), Contract Marketing Percentage (CMP), and Direct Marketing Percentage (DMP) (Continued)**

**A Completing CCC-575 (Continued)**

Item	Instructions																																																																											
30	<p>For the final use with the highest Average Market Price, enter the highest percentage from item 27 or item 28. Enter the percentages for the other final uses from the same item (item 27 or item 28).</p> <p><b>Example 1:</b> The CCC-575 completed for Producer A for common apples:</p> <table><tr><th>Final Use</th><th>27. Average HMP</th><th>28. CMP</th><th>29. Average Market Price</th><th>30. Highest Value HMP/CMP</th></tr><tr><td></td><td>Sum of Items 24-26 ÷ Number of Years</td><td>Enter CMP from Item 11</td><td></td><td></td></tr><tr><td>Fresh</td><td>80%</td><td>75%</td><td>\$12.75</td><td>80%</td></tr><tr><td>Processed</td><td>20%</td><td>25%</td><td>\$4.50</td><td>20%</td></tr><tr><td>* * *</td><td></td><td></td><td></td><td></td></tr></table> <p>In this example, the highest value use would be the average HMP for the fresh market apples. Enter all percentages from item 27.</p> <p><b>Example 2:</b> The CCC-575 completed for Producer B for russet potatoes:</p> <table><tr><th>Final Use</th><th>27. Average HMP</th><th>28. CMP</th><th>29. Average Market Price</th><th>30 Highest Value HMP/CMP</th></tr><tr><td></td><td>Sum of Items 24-26 ÷ Number of Years</td><td>Enter CMP from Item 11</td><td></td><td></td></tr><tr><td>Fresh</td><td>50%</td><td>30%</td><td>\$9.50</td><td>30%</td></tr><tr><td>Processed</td><td>50%</td><td>70%</td><td>\$11.00</td><td>70%</td></tr><tr><td>* * *</td><td></td><td></td><td></td><td></td></tr></table> <p>In this example, the highest value use would be the CMP for the processed potatoes. Enter all percentages from item 28.</p> <p><b>Note:</b> If the price in item 29 is the same for all final uses, the intended use will be used in determining the highest value use.</p> <p><b>Example 3:</b>The CCC-575 is completed for Producer C for green beans. The FSA-578 has green beans intended for fresh. The highest value HMP/CMP will be determined based on the highest percentage associated with the original intended use.</p> <table><tr><th>Final Use</th><th>27. Average HMP</th><th>28. CMP</th><th>29. Average Market Price</th><th>30 Highest Value HMP/CMP</th></tr><tr><td></td><td>Sum of Items 24-26 ÷ Number of Years</td><td>Enter CMP from Item 11</td><td></td><td></td></tr><tr><td>Fresh</td><td>80%</td><td>50%</td><td>\$10.00</td><td>80%</td></tr><tr><td>Processed</td><td>20%</td><td>50%</td><td>\$10.00</td><td>20%</td></tr><tr><td>* * *</td><td></td><td></td><td></td><td></td></tr></table> <p>In this example, the highest value use would be the HMP associated with the fresh green beans because it has the highest fresh percentage. Enter all percentages from item 28.</p>	Final Use	27. Average HMP	28. CMP	29. Average Market Price	30. Highest Value HMP/CMP		Sum of Items 24-26 ÷ Number of Years	Enter CMP from Item 11			Fresh	80%	75%	\$12.75	80%	Processed	20%	25%	\$4.50	20%	* * *					Final Use	27. Average HMP	28. CMP	29. Average Market Price	30 Highest Value HMP/CMP		Sum of Items 24-26 ÷ Number of Years	Enter CMP from Item 11			Fresh	50%	30%	\$9.50	30%	Processed	50%	70%	\$11.00	70%	* * *					Final Use	27. Average HMP	28. CMP	29. Average Market Price	30 Highest Value HMP/CMP		Sum of Items 24-26 ÷ Number of Years	Enter CMP from Item 11			Fresh	80%	50%	\$10.00	80%	Processed	20%	50%	\$10.00	20%	* * *				
Final Use	27. Average HMP	28. CMP	29. Average Market Price	30. Highest Value HMP/CMP																																																																								
	Sum of Items 24-26 ÷ Number of Years	Enter CMP from Item 11																																																																										
Fresh	80%	75%	\$12.75	80%																																																																								
Processed	20%	25%	\$4.50	20%																																																																								
* * *																																																																												
Final Use	27. Average HMP	28. CMP	29. Average Market Price	30 Highest Value HMP/CMP																																																																								
	Sum of Items 24-26 ÷ Number of Years	Enter CMP from Item 11																																																																										
Fresh	50%	30%	\$9.50	30%																																																																								
Processed	50%	70%	\$11.00	70%																																																																								
* * *																																																																												
Final Use	27. Average HMP	28. CMP	29. Average Market Price	30 Highest Value HMP/CMP																																																																								
	Sum of Items 24-26 ÷ Number of Years	Enter CMP from Item 11																																																																										
Fresh	80%	50%	\$10.00	80%																																																																								
Processed	20%	50%	\$10.00	20%																																																																								
* * *																																																																												



**Instructions for Completing CCC-575, Record of Historical Marketing Percentage (HMP), Contract Marketing Percentage (CMP), and Direct Marketing Percentage (DMP) (Continued)**

**A Completing CCC-575 (Continued)**

<b>Item</b>	<b>Instructions</b>
<b>Part F – Producer and FSA Representative’s Certification (<i>for CMP and HMP only</i>)</b>	
31A	Producer’s signature or Representative’s signature, if applicable.
31B	Title/Relationship of person with signature authority for the producer in item 31A, if applicable.
31C	Date CCC-575 is signed for Part E (HMP and CMP).
32A	FSA Representative’s signature.
32B	Date FSA Representative signs CCC-575.
<b>Part G – Direct Market Percentage (<i>DMP</i>)</b>	
<b>Notes:</b> Part G must be completed for each intended use when the Direct Market Price Option was elected on CCC-471. Enter up to three preceding years’ marketing records of production.	
<b>Reminder:</b> Ensure that all production is recorded in the same unit of measure in item 35.	
33A	Enter crop name.
33B	Enter crop type.
34	Enter intended use.
35	Enter the unit of measure. Follow conversion table instructions in item 6, if needed.
36	Enter the most recent preceding crop year.
37	Identifies Direct and/or Indirect Market. No entry needed.
38	Enter all production that was sold in the respective market from the crop year in item 36.
39	Enter the sum of production from item 38.
40	Enter the result for each market from item 38 divided by item 39 x 100% (rounded to 2 decimals). Total percentages must equal 100%.
41	Enter the preceding crop year less 1 year.
42	Identifies Direct and/or Indirect Market. No entry needed.
43	Enter all production that was sold in the respective market from the crop year in item 41.
44	Enter the sum of production from item 43.
45	Enter the result for each market from item 43 divided by item 44 x 100% (rounded to 2 decimals). Total percentages must equal 100%.
46	Enter the preceding crop year less 2 years.
47	Identifies Direct and/or Indirect Market. No entry needed.
48	Enter all production that was sold in the respective market from the crop year in item 46.
49	Enter the sum of total production from item 48.
50	Enter the result for each market from item 48 divided by item 49 x 100% (rounded to 2 decimals). Total percentages must equal 100%.

**Instructions for Completing CCC-575, Record of Historical Marketing Percentage (HMP), Contract Marketing Percentage (CMP), and Direct Marketing Percentage (DMP) (Continued)**

**A Completing CCC-575 (Continued)**

<b>Item</b>	<b>Instructions</b>
<b>Part H – Average Direct Marketing Percentage (DMP)</b>	
51	Identifies Direct and/or Indirect Market – No entry needed.
52	Enter the crop year from item 36 and market history percentages from item 40.
53	Enter the crop year from item 41 and market history percentages from item 45.
54	Enter the crop year from Item 46 and market history percentages from item 50.
55	Enter the sum of items 52-54 for each market and divide by the number of crop years included (i.e.: item 52 + item 53 + item 54 ÷ 3 = Item 55). Total percentages must equal 100%.
<b>Part I - Producer and FSA Representative's Certification</b>	
56A	Producer's signature or Representative's signature, if applicable.
56B	Title/Relationship of person with signature authority for the producer in item 56A, if applicable.
56C	Date CCC-575 is signed for Part H (DMP).
57A	FSA Representative's signature.
57B	Date FSA Representative signs CCC-575.

**Instructions for Completing CCC-575, Record of Historical Marketing Percentage (HMP), Contract Marketing Percentage (CMP), and Direct Marketing Percentage (DMP) (Continued)**

**B Example of CCC-575**

The following is an example of CCC-575.

\*\_\_

Date Stamp																																																	
<div style="display: flex; justify-content: space-between;"> <div> <b>CCC-575</b> (01-28-21)         </div> <div> <b>U.S. DEPARTMENT OF AGRICULTURE</b> Commodity Credit Corporation         </div> </div> <p align="center"><b>Non-Insured Crop Disaster Assistance Program (NAP)</b></p> <p align="center"><b>Record of Historical Marketing Percentage (HMP), Contract Marketing Percentage (CMP), and Direct Marketing Percentage (DMP) (2019 and Subsequent Years)</b></p>	<div style="background-color: #f2f2f2; padding: 2px;"><b>PART A GENERAL INFORMATION</b></div> <div>             1. County FSA Office Name and Address (Including Zip Code)              Gator County FSA              3 National Titles Road Gainesville, FL 32605           </div> <div>             2. Crop Year 2024           </div> <div>             3. Administrative State and County Code 12-001           </div> <div>             4A. Producer's Name and Address (Including Zip Code)              Albert the Alligator              12 Stadium Road Gainesville, FL 32605           </div> <div>             4B. Phone Number (Include Area Code):           </div>																																																
<div style="background-color: #f2f2f2; padding: 2px;"><b>PART B CROP IDENTIFICATION</b></div> <div>             5A. Crop Name Beans           </div> <div>             5B. Crop Type GRN           </div> <div>             6. Unit of Measure (UoM) CWT           </div>																																																	
<div style="background-color: #f2f2f2; padding: 2px;"><b>PART C CURRENT YEAR CONTRACT MARKETING PERCENTAGE (CMP)</b></div> <table border="1" style="width:100%; border-collapse: collapse;"> <thead> <tr> <th>7. Contracted Use</th> <th>8. Contracted Production</th> <th>9. Expected Production</th> <th>10. Total Expected Production</th> <th>11. Contract Marketing Percentage (CMP)</th> </tr> <tr> <td></td> <td>Enter contracted production in each specific contracted use column, as applicable</td> <td>Eligible Acres from FSA-578 X Approved Yield</td> <td>Total of Item 9</td> <td>Contracted Production (Item 8) ÷ Item 10 (Expected Production) x 100%</td> </tr> </thead> <tbody> <tr> <td>Fresh</td> <td align="center">1200</td> <td align="center">1850</td> <td align="center">1850</td> <td align="center">65.86 %</td> </tr> <tr> <td>Processed</td> <td></td> <td></td> <td></td> <td align="center">35.14 %</td> </tr> </tbody> </table>		7. Contracted Use	8. Contracted Production	9. Expected Production	10. Total Expected Production	11. Contract Marketing Percentage (CMP)		Enter contracted production in each specific contracted use column, as applicable	Eligible Acres from FSA-578 X Approved Yield	Total of Item 9	Contracted Production (Item 8) ÷ Item 10 (Expected Production) x 100%	Fresh	1200	1850	1850	65.86 %	Processed				35.14 %																												
7. Contracted Use	8. Contracted Production	9. Expected Production	10. Total Expected Production	11. Contract Marketing Percentage (CMP)																																													
	Enter contracted production in each specific contracted use column, as applicable	Eligible Acres from FSA-578 X Approved Yield	Total of Item 9	Contracted Production (Item 8) ÷ Item 10 (Expected Production) x 100%																																													
Fresh	1200	1850	1850	65.86 %																																													
Processed				35.14 %																																													
<div style="background-color: #f2f2f2; padding: 2px;"><b>PART D HISTORICAL MARKETING PERCENTAGE (HMP)</b></div> <table border="1" style="width:100%; border-collapse: collapse;"> <thead> <tr> <th>12. Crop Year: 2023</th> <th>13. Production</th> <th>14. Total Production from Item 13</th> <th>15. HMP</th> </tr> </thead> <tbody> <tr> <td>Final Use</td> <td></td> <td></td> <td></td> </tr> <tr> <td>Fresh</td> <td align="center">1000 ÷</td> <td align="center">1680 x</td> <td align="center">59.52 %</td> </tr> <tr> <td>Processed</td> <td align="center">680 ÷</td> <td></td> <td align="center">35.14 %</td> </tr> </tbody> </table> <table border="1" style="width:100%; border-collapse: collapse;"> <thead> <tr> <th>16. Crop Year: 2022</th> <th>17. Production</th> <th>18. Total Production from Item 17</th> <th>19. HMP</th> </tr> </thead> <tbody> <tr> <td>Final Use</td> <td></td> <td></td> <td></td> </tr> <tr> <td>Fresh</td> <td align="center">500 ÷</td> <td align="center">2500 x</td> <td align="center">20 %</td> </tr> <tr> <td>Processed</td> <td align="center">2000 ÷</td> <td></td> <td align="center">80 %</td> </tr> </tbody> </table> <table border="1" style="width:100%; border-collapse: collapse;"> <thead> <tr> <th>20. Crop Year: 2021</th> <th>21. Production</th> <th>22. Total Production from Item 21</th> <th>23. HMP</th> </tr> </thead> <tbody> <tr> <td>Final Use</td> <td></td> <td></td> <td></td> </tr> <tr> <td>Fresh</td> <td align="center">750 ÷</td> <td align="center">3000 x</td> <td align="center">25 %</td> </tr> <tr> <td>Processed</td> <td align="center">2250 ÷</td> <td></td> <td align="center">75 %</td> </tr> </tbody> </table>		12. Crop Year: 2023	13. Production	14. Total Production from Item 13	15. HMP	Final Use				Fresh	1000 ÷	1680 x	59.52 %	Processed	680 ÷		35.14 %	16. Crop Year: 2022	17. Production	18. Total Production from Item 17	19. HMP	Final Use				Fresh	500 ÷	2500 x	20 %	Processed	2000 ÷		80 %	20. Crop Year: 2021	21. Production	22. Total Production from Item 21	23. HMP	Final Use				Fresh	750 ÷	3000 x	25 %	Processed	2250 ÷		75 %
12. Crop Year: 2023	13. Production	14. Total Production from Item 13	15. HMP																																														
Final Use																																																	
Fresh	1000 ÷	1680 x	59.52 %																																														
Processed	680 ÷		35.14 %																																														
16. Crop Year: 2022	17. Production	18. Total Production from Item 17	19. HMP																																														
Final Use																																																	
Fresh	500 ÷	2500 x	20 %																																														
Processed	2000 ÷		80 %																																														
20. Crop Year: 2021	21. Production	22. Total Production from Item 21	23. HMP																																														
Final Use																																																	
Fresh	750 ÷	3000 x	25 %																																														
Processed	2250 ÷		75 %																																														
<div style="background-color: #f2f2f2; padding: 2px;"><b>PART E AVERAGE HISTORICAL MARKETING PERCENTAGE (HMP) and CONTRACT MARKETING PERCENTAGE (CMP)</b></div> <div>Enter marketing percentages by final use for each year in Items 24 through 26.</div> <table border="1" style="width:100%; border-collapse: collapse;"> <thead> <tr> <th>Final Use</th> <th>24. Crop Year: 2023</th> <th>25. Crop Year: 2022</th> <th>26. Crop Year: 2021</th> <th>27. Average HMP</th> <th>28. CMP</th> <th>29. Average Market Price</th> <th>30. Highest Value HMP/CMP</th> </tr> </thead> <tbody> <tr> <td></td> <td>Enter HMP from Item 15</td> <td>Enter HMP from Item 19</td> <td>Enter HMP from Item 23</td> <td>Sum of Items 24 + 25 + 26 ÷ Number of Years</td> <td>Enter CMP from Item 11</td> <td></td> <td></td> </tr> <tr> <td>Fresh</td> <td align="center">59.52%</td> <td align="center">20 %</td> <td align="center">25 %</td> <td align="center">34.84 %</td> <td align="center">65.86 %</td> <td align="center">\$48.00</td> <td align="center">64.86%</td> </tr> <tr> <td>Processed</td> <td align="center">40.48%</td> <td align="center">80 %</td> <td align="center">75 %</td> <td align="center">65.16 %</td> <td align="center">35.14 %</td> <td align="center">\$11.75</td> <td align="center">35.14%</td> </tr> </tbody> </table>		Final Use	24. Crop Year: 2023	25. Crop Year: 2022	26. Crop Year: 2021	27. Average HMP	28. CMP	29. Average Market Price	30. Highest Value HMP/CMP		Enter HMP from Item 15	Enter HMP from Item 19	Enter HMP from Item 23	Sum of Items 24 + 25 + 26 ÷ Number of Years	Enter CMP from Item 11			Fresh	59.52%	20 %	25 %	34.84 %	65.86 %	\$48.00	64.86%	Processed	40.48%	80 %	75 %	65.16 %	35.14 %	\$11.75	35.14%																
Final Use	24. Crop Year: 2023	25. Crop Year: 2022	26. Crop Year: 2021	27. Average HMP	28. CMP	29. Average Market Price	30. Highest Value HMP/CMP																																										
	Enter HMP from Item 15	Enter HMP from Item 19	Enter HMP from Item 23	Sum of Items 24 + 25 + 26 ÷ Number of Years	Enter CMP from Item 11																																												
Fresh	59.52%	20 %	25 %	34.84 %	65.86 %	\$48.00	64.86%																																										
Processed	40.48%	80 %	75 %	65.16 %	35.14 %	\$11.75	35.14%																																										
<div style="background-color: #f2f2f2; padding: 2px;"><b>PART F PRODUCER AND FSA REPRESENTATIVE S CERTIFICATION (For CMP and HMP Only)</b></div> <div>             The undersigned certifies that the information included on this form, whether personally entered by the undersigned or not, or by someone else, includes a true, complete, and accurate record of actual production and marketing history. The undersigned understands that the information on this form may be spot checked and failure to certify accurately may result in a loss of program benefits. Additionally, the undersigned directs the purchaser, warehouse operator, ginner, or any person who otherwise stores or purchases crop production identified on this form to disclose that storage or purchase records of the identified crop to USDA representatives of the purpose of verification of production.           </div> <div>             31A. Producer's Signature (By)  <i>/s/ Albert the Alligator</i> </div> <div>             31B. Title/Relationship (Individual Signing in a Representative Capacity)           </div> <div>             31C. Date (MM-DD-YYYY)              7/5/2024           </div> <div>             32A. FSA Representative's Signature  <i>/s/ Gator County CED</i> </div> <div>             32B. Date (MM-DD-YYYY)              7/5/2024           </div>																																																	

--\*

# Instructions for Completing CCC-575, Record of Historical Marketing Percentage (HMP), Contract Marketing Percentage (CMP), and Direct Marketing Percentage (DMP) (Continued)

## B Example of CCC-575 (Continued)

\*--

CCC-575 (01-28-21)		Page 2 of 2	
<b>PART G DIRECT MARKETING PERCENTAGE (DMP)</b> Important: Part G must be completed for each intended use when the Direct Market price option was elected on CCC 471.			
33A. Crop Name Beans	33B. Crop Type GRN	34. Intended Use PH	35. Unit of Measure (UoM) CWT
36. Crop Year: 2023	Enter production in Item 38 for the applicable market. Enter the sum of all production from Item 38 in Item 39. Divide production in Item 38 by Item 39 then multiply by 100% to determine Item 40. Copy results to Item 52.		
37. Market	38. Production	39. Total Production from Item 38	40. Market History Percentage
Direct	600 ÷	1000 x	60 %
Indirect	400 ÷		40 %
41. Crop Year: 2022	Enter production in Item 43 for the applicable market. Enter the sum of all production from Item 43 in Item 44. Divide production in Item 43 by Item 44 then multiply by 100% to determine Item 45. Copy results to Item 53.		
42. Market	43. Production	44. Total Production from Item 43	45. Market History Percentage
Direct	400 ÷	500 x	80 %
Indirect	100 ÷		20 %
46. Crop Year: 2021	Enter production in Item 48 for the applicable market. Enter the sum of all production from Item 48 in Item 49. Divide production in Item 48 by Item 49 then multiply by 100% to determine Item 50. Copy results to Item 54.		
47. Market	48. Production	49. Total Production from Item 48	50. Market History Percentage
Direct	300 ÷	750 x	40 %
Indirect	450 ÷		60 %
<b>PART H AVERAGE DIRECT MARKETING PERCENTAGE (DMP) PERCENTAGE</b>			
51. Market	52. Crop Year: 2023	53. Crop Year: 2022	54. Crop Year: 2021
	Enter % from Item 40	Enter % from Item 45	Enter % from Item 50
Direct	60 %	80 %	40 %
Indirect	40 %	20 %	60 %
<b>PART I PRODUCER AND FSA REPRESENTATIVE S CERTIFICATION (For DMP Only)</b>			
The undersigned certifies that the information included on this form, whether personally entered by the undersigned or not, or by someone else, includes a true, complete, and accurate record of actual production and marketing history. The undersigned understands that the information on this form may be spot checked and failure to certify accurately may result in a loss of program benefits. Additionally, the undersigned directs the purchaser, warehouse operator, ginner, or any person who otherwise stores or purchases crop production identified on this form to disclose that storage or purchase records of the identified crop to USDA representatives of the purpose of verification of production.			
56A. Producer's Signature (By) /s/ Albert the Alligator		56B. Title/Relationship (Individual Signing in a Representative Capacity) 7/5/2024	
57A. FSA Representative's Signature /s/ Gator County CED		57B. Date (MM-DD-YYYY) 7/5/2024	
<p><b>NOTE:</b> The following statement is made in accordance with the Privacy Act of 1974 (5 USC 552a – as amended). The authority for requesting the information identified on this form is the Commodity Credit Corporation Charter Act (15 U.S.C. 714 et seq.), the Federal Agriculture Improvement and Reform Act of 1996 (7 U.S.C. 7333 – as amended), the Federal Crop Insurance Act (7 U.S.C. 1508 – as amended), and the Agriculture Improvement Act of 2018 (Pub. L. 115-334), and 7 CFR Part 1437. The information will be used to determine eligibility to participate in and receive benefits under the Non-Insured Crop Disaster Assistance Program. The information collected on this form may be disclosed to other Federal, State, Local government agencies, Tribal agencies, and nongovernmental entities that have been authorized access to the information by statute or regulation and/or as described in applicable Routine Uses identified in the System of Records Notice for USDA/FSA-2, Farm Records File (Automated). Providing the requested information is voluntary. However, failure to furnish the requested information will result in a determination of ineligibility to participate in and receive benefits under the Non-Insured Crop Disaster Assistance Program.</p> <p><b>Paperwork Reduction Act (PRA) Statement:</b> The information collection is exempted from PRA as specified in 7 U.S.C. 9091(2)(c)(B).</p> <p><b>RETURN THIS COMPLETED FORM TO YOUR COUNTY FSA OFFICE.</b></p>			
<p>In accordance with Federal civil rights law and U.S. Department of Agriculture (USDA) civil rights regulations and policies, the USDA, its Agencies, offices, and employees, and institutions participating in or administering USDA programs are prohibited from discriminating based on race, color, national origin, religion, sex, gender identity (including gender expression), sexual orientation, disability, age, marital status, family/parental status, income derived from a public assistance program, political beliefs, or reprisal or retaliation for prior civil rights activity, in any program or activity conducted or funded by USDA (not all bases apply to all programs). Remedies and complaint filing deadlines vary by program or incident.</p> <p>Persons with disabilities who require alternative means of communication for program information (e.g., Braille, large print, audiotape, American Sign Language, etc.) should contact the responsible Agency or USDA's TARGET Center at (202) 720-2600 (voice and TTY) or contact USDA through the Federal Relay Service at (800) 877-8339. Additionally, program information may be made available in languages other than English.</p> <p>To file a program discrimination complaint, complete the USDA Program Discrimination Complaint Form, AD-3027, found online at <a href="http://www.ascr.usda.gov/complaint_filing_cust.html">http://www.ascr.usda.gov/complaint_filing_cust.html</a> and at any USDA office or write a letter addressed to USDA and provide in the letter all of the information requested in the form. To request a copy of the complaint form, call (800) 632-9992. Submit your completed form or letter to USDA by: (1) mail: U.S. Department of Agriculture, Office of the Assistant Secretary for Civil Rights, 1400 Independence Avenue, SW, Washington, D.C. 20250-9410; (2) fax: (202) 690-7442; or (3) email: <a href="mailto:program.intake@usda.gov">program.intake@usda.gov</a>. USDA is an equal opportunity provider, employer, and lender.</p>			

--\*



**Instructions for Completing CCC-576, Notice of Loss and Application for Payment Noninsured  
Crop Disaster Assistance Program for 2020 and Subsequent Years**

**A Completing CCC-576**

CCC-576 is a 2-part form that accommodates both the notice of loss and application for payment. The notice of loss (CCC-576, Part B) is completed by any person or legal entity having a share of the NAP covered crop according to paragraph 575. If a person files CCC-576, Part B, then all producers sharing in the crop are bound to the information submitted, **unless** a separate notice of loss is submitted for the NAP covered crop on CCC-576, Part B. CCC-576, Parts D through G, as applicable, **must** be completed by each individual producer having a share in the crop, documenting their share of the crop loss and completing the application for payment.

**Note:** Any producer having an interest in the unit that completes CCC-576, Parts D through G, as applicable, may file the production and loss information for all other producers having an interest in the crop. Other producers who file **must** certify by signing Part H that the production and loss information currently on file is correct **before** the application for payment processes. If any producer who shares in the NAP covered crop does **not** agree that the information on file is correct, the application will **not** be processed until all producers who share in the crop resolve any discrepancies and submit documentation supporting adjustments or corrections.

A separate notice of loss **must** be filed for each disaster event. Each cause of loss and period it occurred **must** be included on the notice of loss. Multiple crops, crop types, intended uses, practices, and planting period combinations affected by the same disaster can be recorded on the \*--same CCC-576, Part B. At least 1 crop in the pay group must be selected for all crops within the pay group to be covered under the notice of loss.--\*

One CCC-576, Parts D through G, as applicable, will be completed for all crop types within the pay crop pay type grouping. CCC-576, page 2 will summarize all acres and production for all crop types within the pay crop pay type grouping. A separate CCC-576, page 2 will be completed for **each** planting period.

**Note:** See paragraph 675 for additional CCC-576 information.

**Instructions for Completing CCC-576, Notice of Loss and Application for Payment Noninsured Crop Disaster Assistance Program for 2020 and Subsequent Years (Continued)**

**A Completing CCC-576 (Continued)**

Item	Instructions
<b>Part A - General Information</b>	
This part is to be completed by the County Office.	
1	Enter administrative County Office name and address.
2	Enter crop year.
3	Enter name and address of producer providing the notice of loss for the unit.
4	Enter administrative State and county code.
<b>Part B - Notice of Loss</b>	
<p><b>Notes:</b> CCC-576 is <b>only</b> applicable to crops having NAP coverage.</p> <p>Only a producer with an interest in a crop that has NAP coverage can submit CCC-576. Attach a copy of the Producer Application for Coverage Summary Report to CCC-576.</p> <p>The producer filing the notice of loss, and any other producer sharing in the NAP covered crop, is responsible for updating the notice of loss with any other eligible causes of loss or disaster events that may occur after filing CCC-576, Part B. Updates will be captured on a separate CCC-576, Part B, and <b>must</b> be attached to the originally filed CCC-576.</p>	
<b>Part B - Notice of Loss - Disaster Event</b>	
5A	Enter disaster event and eligible causes of loss that affected the crop, such as the damaging weather event, adverse natural occurrence event, and/or related condition as specified in paragraph 51.
5B, C	Enter beginning and ending dates of the disaster event specified in 5A.
5D	Date stamp when producer files CCC-576. If a 72-hour notification of loss had been previously submitted, attach the Receipt for Service or other documentation that the notification was given to FSA according to paragraph 576.
<b>Part B - Notice of Loss - Crop</b>	
6A	Enter name of each crop affected by the disaster event in item 5A. The crop <b>must</b> be listed on the Producer Application for Coverage Summary Report, according to 3-NAP.
6B	Enter crop type of each crop affected by the disaster events in item 5A. Select from Producer Application for Coverage Summary Report, according to 3-NAP.
6C	Enter intended use for the crop.
6D	Enter irrigation practice.
6E	Enter numeric planting period as established according to paragraphs 200 and 206.
<p><b>Note:</b> If multiple crops, crop types, intended uses, irrigation practices, and/or planting periods were affected by the same disaster event and eligible cause of loss identified in item 5, producer should complete Part B, items 6 through 8, on additional CCC-576's and <b>--attach as part of the originally filed CCC-576. At least 1 crop in the pay group must be selected on the notice of loss for all crops within the pay group to be covered under the notice of loss.--*</b></p>	
6F	Enter date crop loss was first apparent to producer.

**\*--Instructions for Completing CCC-576, Notice of Loss and Application for Payment Noninsured Crop Disaster Assistance Program for 2020 and Subsequent Years (Continued)--\***

**A Completing CCC-576 (Continued)**

<b>Item</b>	<b>Instructions</b>
<b>Note:</b> For following Part B, items 7 and 8, the producer's FSA-578 <b>must</b> first be filed with FSA. For the specific crops, <b>only</b> eligible NAP crop acreage from the producer's FSA-578, according to 1-NAP, will be included in items 7 and 8.	
<b>Part B - Notice of Loss - Intended, But Prevented Planted Acres</b> <i>(For prevented planted acreage only.)</i>	
7A	Enter farm numbers associated with crop in item 6A.
7B	Enter NAP unit number associated with crop in item 6A.
7C	Enter total intended acreage that is the sum of both planted and prevented acreage for the NAP unit number from FSA-578 associated with the crop in item 6A.
7D	Enter planted acreage associated with crop in item 6A.
7E	Enter intended, but prevented planted acreage associated with crop in item 6A.  <b>Note:</b> If all or part of the intended to be planted, but prevented planted crop acreage is a portion of a field or subfield reported on FSA-578, the portion that was prevented from planting <b>must</b> be properly and accurately identified on digital imagery when CCC-576 is filed at the County Office.
7F	<b>COC Use Only.</b> See instructions in <b>Part C</b> .
7G	For intended, but prevented planted acres entered in item 7E, check (✓) "Yes" or "No" for items (a) through (d).
7G(a)	Did you purchase or arrange for delivery of seed, chemicals, fertilizer?  <b>Note:</b> COC may require copies of expense receipts to verify purchases or arrangements. Attach copies to CCC-576. Retain copies of expense receipts <b>only</b> and return originals to the producer.
7G(b)-(d)	Check (✓) "Yes" or "No" for each item. COC may require additional documentation to support the claimed acreage as prevented planting.
7G(e)	Describe what will be done with the prevented planted acreage.

**\*--Instructions for Completing CCC-576, Notice of Loss and Application for Payment Noninsured Crop Disaster Assistance Program for 2020 and Subsequent Years (Continued)--\***

**A Completing CCC-576 (Continued)**

Item	Instructions						
<b>Part B - Notice of Loss - Disaster Affected Planted Acres</b> (For disaster affected acreage only.)							
8A	Enter farm numbers associated with crop in item 6A.						
8B	Enter unit number associated with the crop in item 6A.						
8C	Enter total planted acreage associated with the crop in item 6A.						
8D	<p>Enter disaster affected planted acreage for farms and NAP unit number.</p> <p><b>Notes:</b> If all of the planted acreage of the crop was <b>not</b> impacted by the disaster, enter acreage at the appropriate level of detail for COC. This could be at the tract, field, or subfield level.</p> <p>If all or part of the disaster affected crop acreage constitutes a portion of a field or subfield reported on FSA-578, the portion of planted acres that was disaster affected <b>must</b> be properly and accurately identified on digital imagery when CCC-576 is filed at the County Office.</p>						
8E	<b>COC Use Only.</b> See instructions in <b>Part C.</b>						
8F	Explain cultivation practices for expected crop production, before and after date of damage, on affected crop acreage (for example, fertilizer amounts, cultivation, seeding rate and variety, pesticides/herbicides and amounts, irrigation measures, etc.).						
8G	<p>Has all or any part of the acreage in item 8C been destroyed, replanted, or put to another use?</p> <table border="1" style="width: 100%;"> <tr> <td style="width: 20%;"><b>IF...</b></td><td><b>THEN check (✓)...</b></td></tr> <tr> <td>yes</td><td><b>"Yes"</b>. COC may require additional information on crop disposition including dates crop or crops were replanted, actual use, or when crop or crops were destroyed.</td></tr> <tr> <td>no</td><td><b>"No"</b>.</td></tr> </table>	<b>IF...</b>	<b>THEN check (✓)...</b>	yes	<b>"Yes"</b> . COC may require additional information on crop disposition including dates crop or crops were replanted, actual use, or when crop or crops were destroyed.	no	<b>"No"</b> .
<b>IF...</b>	<b>THEN check (✓)...</b>						
yes	<b>"Yes"</b> . COC may require additional information on crop disposition including dates crop or crops were replanted, actual use, or when crop or crops were destroyed.						
no	<b>"No"</b> .						
8H	<p>Has or will, all of the disaster affected acreage in item 8D be harvested for the intended use shown in item 6C?</p> <table border="1" style="width: 100%;"> <tr> <td style="width: 20%;"><b>IF...</b></td><td><b>THEN check (✓)...</b></td></tr> <tr> <td>yes</td><td><b>"Yes"</b>. Producer is <b>required</b> to provide production evidence to the local FSA County Office.</td></tr> <tr> <td>no</td><td><b>"No"</b>. COC may require additional information on actual use.</td></tr> </table>	<b>IF...</b>	<b>THEN check (✓)...</b>	yes	<b>"Yes"</b> . Producer is <b>required</b> to provide production evidence to the local FSA County Office.	no	<b>"No"</b> . COC may require additional information on actual use.
<b>IF...</b>	<b>THEN check (✓)...</b>						
yes	<b>"Yes"</b> . Producer is <b>required</b> to provide production evidence to the local FSA County Office.						
no	<b>"No"</b> . COC may require additional information on actual use.						
***	***						



**\*--Instructions for Completing CCC-576, Notice of Loss and Application for Payment Noninsured Crop Disaster Assistance Program for 2020 and Subsequent Years (Continued)--\***

**A Completing CCC-576 (Continued)**

Item	Instructions																
<b>Part B - Notice of Loss - Producer Certification</b>																	
9	<p>Producer's signature and date. Certification by producer about all information provided and acknowledgment of receipt of photocopy of the notice of loss.</p> <p><b>Note:</b> If <b>not</b> signed and dated by producer, Part B is <b>not</b> filed.</p> <p><b>*--Exception:</b> For grazed forage, Part B is not required to be signed if the producer checked (✓) "Yes" in item 49.--*</p>																
<b>Part C - COC Approval/Disapproval of Crops/Commodities on Notice of Loss for NAP</b>																	
<p>This part shall be completed by COC or delegated representative based on the criteria in paragraph 575 and 2-CP, if prevented planted.</p>																	
10	<p>Use this table to review <b>before</b> approval or disapproval of <b>each crop/commodity</b> on the notice of loss.</p> <p><b>Note:</b> As applicable, repeat steps 1 through 11 for <b>each crop/commodity</b> on the notice of loss.</p> <table border="1" style="width: 100%; border-collapse: collapse;"> <thead> <tr> <th style="width: 10%; text-align: center;">Step</th><th style="text-align: center;">Action</th></tr> </thead> <tbody> <tr> <td style="text-align: center; vertical-align: top;">1</td><td> <p>Is each crop listed in item 6 a crop for which the producer has NAP coverage?</p> <table border="1" style="width: 100%; border-collapse: collapse;"> <thead> <tr> <th style="width: 10%; text-align: center;">IF...</th><th style="text-align: center;">THEN...</th></tr> </thead> <tbody> <tr> <td style="text-align: center;">yes</td><td>go to step 2 for those crops.</td></tr> <tr> <td style="text-align: center;">no</td><td><b>stop</b> processing the notice of loss for crops that have no NAP coverage.</td></tr> </tbody> </table> </td></tr> <tr> <td style="text-align: center; vertical-align: top;">2</td><td> <p>Was the unit crop/commodity acreage or inventory properly reported or accounted for according to <b>Part 6</b> and was the disaster affected intended, but prevented or planted, acreage accurately identified on digital imagery?</p> <p><b>Note:</b> If all or part of the disaster affected prevented or planted crop/commodity acreage constitutes a portion of a field/subfield/CLU reported on FSA-578, the portion of prevented or planted acres that was disaster affected <b>must</b> be properly and accurately identified on digital imagery when CCC-576 is filed at the County Office.</p> <table border="1" style="width: 100%; border-collapse: collapse;"> <thead> <tr> <th style="width: 10%; text-align: center;">IF...</th><th style="text-align: center;">THEN...</th></tr> </thead> <tbody> <tr> <td style="text-align: center;">yes</td><td>go to step 3.</td></tr> </tbody> </table> </td></tr> </tbody> </table>	Step	Action	1	<p>Is each crop listed in item 6 a crop for which the producer has NAP coverage?</p> <table border="1" style="width: 100%; border-collapse: collapse;"> <thead> <tr> <th style="width: 10%; text-align: center;">IF...</th><th style="text-align: center;">THEN...</th></tr> </thead> <tbody> <tr> <td style="text-align: center;">yes</td><td>go to step 2 for those crops.</td></tr> <tr> <td style="text-align: center;">no</td><td><b>stop</b> processing the notice of loss for crops that have no NAP coverage.</td></tr> </tbody> </table>	IF...	THEN...	yes	go to step 2 for those crops.	no	<b>stop</b> processing the notice of loss for crops that have no NAP coverage.	2	<p>Was the unit crop/commodity acreage or inventory properly reported or accounted for according to <b>Part 6</b> and was the disaster affected intended, but prevented or planted, acreage accurately identified on digital imagery?</p> <p><b>Note:</b> If all or part of the disaster affected prevented or planted crop/commodity acreage constitutes a portion of a field/subfield/CLU reported on FSA-578, the portion of prevented or planted acres that was disaster affected <b>must</b> be properly and accurately identified on digital imagery when CCC-576 is filed at the County Office.</p> <table border="1" style="width: 100%; border-collapse: collapse;"> <thead> <tr> <th style="width: 10%; text-align: center;">IF...</th><th style="text-align: center;">THEN...</th></tr> </thead> <tbody> <tr> <td style="text-align: center;">yes</td><td>go to step 3.</td></tr> </tbody> </table>	IF...	THEN...	yes	go to step 3.
Step	Action																
1	<p>Is each crop listed in item 6 a crop for which the producer has NAP coverage?</p> <table border="1" style="width: 100%; border-collapse: collapse;"> <thead> <tr> <th style="width: 10%; text-align: center;">IF...</th><th style="text-align: center;">THEN...</th></tr> </thead> <tbody> <tr> <td style="text-align: center;">yes</td><td>go to step 2 for those crops.</td></tr> <tr> <td style="text-align: center;">no</td><td><b>stop</b> processing the notice of loss for crops that have no NAP coverage.</td></tr> </tbody> </table>	IF...	THEN...	yes	go to step 2 for those crops.	no	<b>stop</b> processing the notice of loss for crops that have no NAP coverage.										
IF...	THEN...																
yes	go to step 2 for those crops.																
no	<b>stop</b> processing the notice of loss for crops that have no NAP coverage.																
2	<p>Was the unit crop/commodity acreage or inventory properly reported or accounted for according to <b>Part 6</b> and was the disaster affected intended, but prevented or planted, acreage accurately identified on digital imagery?</p> <p><b>Note:</b> If all or part of the disaster affected prevented or planted crop/commodity acreage constitutes a portion of a field/subfield/CLU reported on FSA-578, the portion of prevented or planted acres that was disaster affected <b>must</b> be properly and accurately identified on digital imagery when CCC-576 is filed at the County Office.</p> <table border="1" style="width: 100%; border-collapse: collapse;"> <thead> <tr> <th style="width: 10%; text-align: center;">IF...</th><th style="text-align: center;">THEN...</th></tr> </thead> <tbody> <tr> <td style="text-align: center;">yes</td><td>go to step 3.</td></tr> </tbody> </table>	IF...	THEN...	yes	go to step 3.												
IF...	THEN...																
yes	go to step 3.																

**\*--Instructions for Completing CCC-576, Notice of Loss and Application for Payment Noninsured Crop Disaster Assistance Program for 2020 and Subsequent Years (Continued)--\***

**A Completing CCC-576 (Continued)**

Item	Instructions			
10 (Cntd)	Step	Action		
	2 (Cntd)	IF...	THEN...	
		no	inform the producer:	
			<ul style="list-style-type: none"><li>• of the eligibility requirements to file a report of acreage or inventory</li></ul>	
			<ul style="list-style-type: none"><li>• that if the report of crop/commodity acreage or inventory is filed beyond the deadlines according to 2-CP, the acceptability of the report of acreage will be determined by COC according to 2-CP.</li></ul>	
			IF...	THEN go to...
		COC determines report of crop/commodity acreage or inventory and producer documentation of prevented planted or disaster affected fields/subfields acceptable	step 3.	
		not acceptable	step 8.	
	3	Was notice of loss filed according to paragraph 575?		
		IF...	THEN go to...	
		yes	step 4.	
		no	step 8.	
	4	Did the producer have an interest and risk in the production of the crop or commodity at the time of the disaster?		
		IF...	THEN go to...	
		yes	step 5.	
		no	step 8.	
5	Is the crop or commodity intended for commercial market?			
	IF...	THEN go to...		
	yes	step 6.		
	no	step 8.		

**\*--Instructions for Completing CCC-576, Notice of Loss and Application for Payment Noninsured Crop Disaster Assistance Program for 2020 and Subsequent Years (Continued)--\***

**A Completing CCC-576 (Continued)**

Item	Instructions	
10 (Cntd)	<b>Step</b>	<b>Action</b>
	6	Was all or part of the crop/commodity loss on disaster affected or intended, but prevented planting the result of an eligible cause of loss according to paragraph 51 and 2-CP for prevented planted?
		<b>IF...</b>
		<b>THEN...</b>
		<div>yes</div> <ul style="list-style-type: none"> <li>determine what extent of the loss was as a result of an eligible cause of loss</li> <li>document the facts</li> <li>if applicable, determine the amount of production to be assigned for ineligible cause of loss</li> <li>as applicable, for: <ul style="list-style-type: none"> <li>prevented planted, go to step 7</li> <li>disaster affected planted, go to step 9.</li> </ul> </li> </ul>
		no go to step 8.
	7	Did the producer establish intent to plant intended but prevented planted acreage according to 2-CP?
		<b>IF...</b>
		<b>THEN...</b>
		<div>yes</div> <ul style="list-style-type: none"> <li>enter approved prevented planted acreage in the approved box in item 7F</li> <li>go to step 10.</li> </ul>
		<div>no</div> <ul style="list-style-type: none"> <li>enter disapproved prevented planted acreage in the disapproved box in item 7F</li> <li>document basis for decision in the COC minutes</li> <li>go to step 8.</li> </ul>
		<div>no, on a portion of the claimed prevented planted acreage</div> <ul style="list-style-type: none"> <li>enter the prevented planted acreage in the appropriate box or boxes in item 7F</li> <li>document basis for decision in the COC minutes</li> <li>go to step 8.</li> </ul>

**\*--Instructions for Completing CCC-576, Notice of Loss and Application for Payment Noninsured Crop Disaster Assistance Program for 2020 and Subsequent Years (Continued)--\***

**A Completing CCC-576 (Continued)**

Item	Instructions		
10 (Cntd)	Step	Action	
	8	For the applicable crop or commodity on the notice of loss, document basis for decision and, as applicable, indicate disapproval on CCC-576 for:  <ul style="list-style-type: none"><li>prevented planting by entering the disapproved acres in item 7F</li><li>disaster affected acreage by entering the disapproved acres in item 8E.</li></ul> Notify the applicant according to paragraph 575.	
	9	Was the crop or commodity produced using good farming practices? See definition of good farming practices in Exhibit 2.	
		<b>IF...</b>	<b>THEN...</b>
		yes	<ul style="list-style-type: none"><li>enter approved disaster affected planted acres in item 8E</li><li>go to step 11, repeat steps 1-10 as needed for all crops/commodities.</li></ul>
		no	document the producer’s variance from good farming practices in the COC minutes and record the acres associated with poor farming practices as disapproved in items 7F and 8E.  Notify the applicant according to paragraph 575.
	10	Properly sign and date in items 10a and 10b.	
11	Enter name of the producer filing for NAP benefits.		
12	Enter crop year.		
13	Enter unit number.		
14	Enter pay crop code found in 1-NAP (Rev. 2).		
15	Enter pay type code found in 1-NAP (Rev. 2).		
16	Enter planting period as determined according to paragraphs 200 and 206.		

**\*--Instructions for Completing CCC-576, Notice of Loss and Application for Payment Noninsured Crop Disaster Assistance Program for 2020 and Subsequent Years (Continued)--\***

**A Completing CCC-576 (Continued)**

Item	Instructions								
<b>Part D –Appraisal or Report of Production</b>									
To be eligible to receive NAP benefits, each producer with an interest in the farming relationship <b>must</b> complete a separate CCC-576, Parts D through H, as applicable, for all crop types within the pay crop pay type grouping.									
<b>Notes:</b> Data filed by any person in the farming relationship, with the exception of shares, may be used to determine payments for other producers with an interest in that farming relationship.									
If acreage is subject to native sod provisions according to paragraph 379, County Offices will record the acreage and production on a separate line in Part D to accommodate the unique approved yield for native sod acres. Notate native sod acre lines with an asterisk to differentiate between acres <b>not</b> planted on native sod.									
17	Enter type or variety of the crop as indicated on FSA-578.								
18	Enter crushing district, if applicable.								
19	Enter producer share.								
20	<table border="1" style="width: 100%;"> <thead> <tr> <th style="text-align: left;">IF for...</th><th style="text-align: left;">THEN enter...</th></tr> </thead> <tbody> <tr> <td>yield based crops</td><td>acres associated with the type/variety, practice, intended use, and stage.</td></tr> <tr> <td>maple sap</td><td>total number of taps.</td></tr> <tr> <td>honey</td><td>total number of colonies.</td></tr> </tbody> </table> <p>Identify field on digital imagery. Final acres may be measured acres obtained through FSA measurement service as requested by producer or during FSA spot check of producer's certified acres, or acres certified and signed by the producer on CCC-576.</p> <p>Follow paragraph 376 for reported and determined crop acreage. The FSA representative shall review whether the crop acreage appears accurate.</p> <p>If crop acreage appears to be more than 5 percent different than reported on FSA-578, the acreage must be determined. When the unit has both reported and determined crop acreage, COC must follow paragraph 376.</p> <p>If this crop is forage intended for mechanical harvest with:</p> <ul style="list-style-type: none"> <li>• basic 50/55 NAP coverage and some or all of the acreage intended for mechanical harvest is grazed without a timely appraisal, then go to Part F to process grazing loss on acreage intended for mechanical harvest that was grazed</li> <li>• additional levels of coverage (buy-up coverage) and some or all of the acreage intended for mechanical harvest is only grazed without a timely appraisal, the acreage grazed is not eligible for payment and must have unit guarantee assigned.</li> </ul>	IF for...	THEN enter...	yield based crops	acres associated with the type/variety, practice, intended use, and stage.	maple sap	total number of taps.	honey	total number of colonies.
IF for...	THEN enter...								
yield based crops	acres associated with the type/variety, practice, intended use, and stage.								
maple sap	total number of taps.								
honey	total number of colonies.								
21	Enter practice "I" for irrigated and "N" for nonirrigated.								

**\*--Instructions for Completing CCC-576, Notice of Loss and Application for Payment Noninsured Crop Disaster Assistance Program for 2020 and Subsequent Years (Continued)--\***

**A Completing CCC-576 (Continued)**

<b>Item</b>	<b>Instructions</b>
22	<p>Enter applicable stage abbreviations.</p> <p><b>Examples:</b> “H”, harvested acreage “UH”, unharvested acreage or put to another use with consent “PP”, prevented planting acres.</p>
23	<p>Enter the organic status code according to 2-CP.</p> <p><b>Examples:</b> “C”, conventional “OC”, USDA certified “OT”, transitional.</p>
24	<p>Enter harvested production supported by acceptable production records and/or appraised production from CCC-576-1. Attach copies of date-stamped sales receipts.</p> <p><b>Notes:</b> Harvested production is the total production harvested from all the crop acres. <b>This is not a yield figure.</b></p> <p>If the appraised acreage is harvested and the harvested production exceeds the appraised production, use the actual harvested production. When the appraised production exceeds the harvested production, use the appraised production.</p> <p><b>Example 1:</b> Producer A indicates crop acreage will not be timely harvested. Producer A requests appraisal to determine production. LA appraises the crop at 23 bushels per acre. Producer harvests the crop 2 months after normal harvest date and harvests 50 bushels per acre. Production to count in item 24 would be harvested production.</p> <p><b>Example 2:</b> Producer C indicates crop acreage will not be harvested timely. Producer requests appraisal to determine production. LA appraises the crop at 75 bushels per acre. Producer harvests the crop 3 months after normal harvest date and harvests 18 bushels per acre. Production to count in item 24 would be appraised production.</p>
25	<p>Enter the unit of measure for the crop, crop type, and final use (such as pounds, bushels, cwt., tons. etc.).</p> <p><b>Note:</b> If the crop is not harvested enter the unit of measure for the intended use.</p>
26	Enter intended use of the crop or commodity according to 2-CP.
27	<p>Enter final use of the harvested production.</p> <p><b>Note:</b> If multiple final uses existed for the same acreage in item 20, use a separate line for each final use.</p>
28	Enter dollar value of secondary use/salvage value according to paragraphs 202 and 612.

**\*--Instructions for Completing CCC-576, Notice of Loss and Application for Payment Noninsured Crop Disaster Assistance Program for 2020 and Subsequent Years (Continued)--\***

**A Completing CCC-576 (Continued)**

<b>Item</b>	<b>Instructions</b>
29	<p>Enter production <b>not</b> to count, <b>when acceptable records identifying this production are available</b>. Refer to paragraph:</p> <ul style="list-style-type: none"> <li>• 202 on secondary use</li> <li>• 606 on commingled production</li> <li>• 612 on salvage value</li> <li>• 802 for mechanically harvested forage intended for grazing</li> <li>• 804 for the intended to graze acreage</li> <li>• 810 for calculating production <b>not</b> to count using RFV.</li> </ul> <p><b>Note:</b> Production not to count must be entered in the unit of measure recorded in item 25.</p>
30	<p>Enter amount of production as determined by COC according to paragraph 607.</p> <p><b>Note:</b> Assigned or adjusted production must be entered in the unit of measure recorded in item 25.</p>
31	Enter value of secondary use according to paragraph 202 and/or salvage value according to paragraph 612 as determined by COC.
<b>Part E - Value Loss Crops</b>	
32	Enter crop type according to 2-CP.
33	Enter producer's share.
34	Enter inventory or dollar value, as applicable, immediately before disaster according to paragraph 578.
35	Enter inventory or dollar value, as applicable, immediately after the disaster. Determine the dollar value from the loss adjustment report or acceptable and verifiable record of post disaster inventory.
36	<p>Enter applicable determined inventory or dollar value for losses stemming from ineligible causes of loss, as determined by COC. Also enter this value into block 19 or 42, as applicable, on CCC-576B.</p> <p>For value loss crops subject to natural mortality, include the natural mortality factor on form CCC-576B in item 14 or item 38, as applicable, to calculate and determine the Field Market Value A (FMVA) on CCC-576B.</p>
37	Enter total dollar value received for crops sold as salvage according to paragraph 612.

**\*--Instructions for Completing CCC-576, Notice of Loss and Application for Payment Noninsured Crop Disaster Assistance Program for 2020 and Subsequent Years (Continued)--\***

**A Completing CCC-576 (Continued)**

Item	Instructions						
<b>Part F - Grazing “AUD” Loss Calculations</b>							
38	Enter crop type according to 2-CP.						
39	Enter producer share.						
40	<p>Enter number of acres grazed by crop type; having the same carrying capacity and grazing days.</p> <p><b>Note:</b> Enter total number of acres grazed, including private-owned, Federal-owned, and State-owned, under the same planting period having the same AUD:</p> <ul style="list-style-type: none"> <li>• adjustment factor</li> <li>• loss factor</li> <li>• assigned.</li> </ul> <p>If there are any differences in the carrying capacity, grazing period, or AUD factors, use a separate line entry.</p>						
41	Enter “I” for irrigated and “N” for nonirrigated.						
42	<p>Enter acreage of unseeded Federal or State-owned land, if applicable.</p> <p><b>Note:</b> Cannot equal or exceed total acreage in item 40.</p>						
43	Enter “PP” for prevented planted or leave blank.						
44	Enter carrying capacity (acres per AU).						
45	Enter number of days in the grazing period.						
46	Enter AUD adjustment factor requested by the producers and approved by COC.						
47	Enter AUD loss factor established by COC according to paragraph 804.						
48	Enter AUD assigned by COC.						
*--49	<p><b>Grazing only.</b> Will “independent assessment” be used on all grazed acreage for crop in item 7?</p> <table border="1"> <tr> <td><b>IF...</b></td><td><b>THEN check (✓)...</b></td></tr> <tr> <td>yes</td><td>“<b>Yes</b>”. Independent assessment will be used to calculate grazed forage losses and the producer is <b>not</b> required to sign Part B, but must complete and sign Part H.</td></tr> <tr> <td>no</td><td>“<b>No</b>”. Producer is <b>required</b> to provide production evidence to the local FSA County Office and sign Parts B and H.--*</td></tr> </table>	<b>IF...</b>	<b>THEN check (✓)...</b>	yes	“ <b>Yes</b> ”. Independent assessment will be used to calculate grazed forage losses and the producer is <b>not</b> required to sign Part B, but must complete and sign Part H.	no	“ <b>No</b> ”. Producer is <b>required</b> to provide production evidence to the local FSA County Office and sign Parts B and H.--*
<b>IF...</b>	<b>THEN check (✓)...</b>						
yes	“ <b>Yes</b> ”. Independent assessment will be used to calculate grazed forage losses and the producer is <b>not</b> required to sign Part B, but must complete and sign Part H.						
no	“ <b>No</b> ”. Producer is <b>required</b> to provide production evidence to the local FSA County Office and sign Parts B and H.--*						



**\*--Instructions for Completing CCC-576, Notice of Loss and Application for Payment Noninsured Crop Disaster Assistance Program for 2020 and Subsequent Years (Continued)--\***

**A Completing CCC-576 (Continued)**

Item	Instructions												
<b>Part G – Other Information</b>													
50	<p>Document any written or verbal grower contract or arrangement with a potential buyer to sell or purchase a guaranteed amount, regardless of production. If such contract or arrangement exists, include any benefit or payment not covered by USDA and document in item 31 or 37.</p> <p><b>Note:</b> COC will adjust net production upward by the amount of production corresponding to amount of the contract guarantee according to paragraph 611. Enter result of assigned production in item 30.</p> <p>Enter any other pertinent information such as any secondary uses or salvage values.</p> <p>If native sod is identified in Part D with an asterisk, notate.</p>												
<b>Part H – Certification and Application for Payment</b>													
<p>This part must be filed by the producer in the control County Office, unless producer checked (✓) “Yes” in item 49.</p> <p><b>Note:</b> Any entries on the Application for Payment sections, signed by the producer, someone on the producer’s behalf, or by FSA, <b>must</b> be affirmed by the producer signing in Part H.</p>													
51 A-C	<p>Producer will sign and date certifying to information on form. Each producer with a share in the farming relationship <b>must</b> complete and sign a separate CCC-576, Part H for their share of eligible NAP benefits.</p> <p style="text-align: center;">* * *</p>												
52 A-C	<p>LA shall sign and date. If LA was <b>not</b> required to do an appraisal or verify the crop information because of production being harvested, or LA signed on CCC-576-1, then an FSA representative shall sign and date.</p>												
<b>Part I – COC Approval/Disapproval of Application for NAP Payment</b>													
This part shall be completed based on criteria in paragraph 675.													
53 A-C	<p>Use these steps to review producer eligibility criteria <b>before</b> approval or disapproval of the application for NAP payment.</p> <table border="1" style="width: 100%; border-collapse: collapse;"> <thead> <tr> <th style="width: 10%; text-align: center;">Step</th><th style="text-align: center;">Action</th></tr> </thead> <tbody> <tr> <td style="text-align: center;">1</td><td> <p>Review whether crop or commodity was approved in item 7F and/or item 8E. If crop or commodity was not acted on in item 7F and/or item 8E, <b>stop</b>. An application for payment <b>cannot</b> be processed.</p> </td></tr> <tr> <td style="text-align: center;">2</td><td> <p>Was the application for payment filed according to paragraph 675?</p> <table border="1" style="width: 100%; border-collapse: collapse;"> <thead> <tr> <th style="width: 10%; text-align: center;">IF...</th><th style="text-align: center;">THEN...</th></tr> </thead> <tbody> <tr> <td style="text-align: center;">yes</td><td>go to step 3.</td></tr> <tr> <td style="text-align: center;">no</td><td> <ul style="list-style-type: none"> <li>disapprove the application for payment</li> <li>*--indicate disapproval on CCC-576, item 53A--*</li> <li>document basis for decision in the COC minutes</li> <li>notify the applicant according to paragraph 675.</li> </ul> </td></tr> </tbody> </table> </td></tr> </tbody> </table>	Step	Action	1	<p>Review whether crop or commodity was approved in item 7F and/or item 8E. If crop or commodity was not acted on in item 7F and/or item 8E, <b>stop</b>. An application for payment <b>cannot</b> be processed.</p>	2	<p>Was the application for payment filed according to paragraph 675?</p> <table border="1" style="width: 100%; border-collapse: collapse;"> <thead> <tr> <th style="width: 10%; text-align: center;">IF...</th><th style="text-align: center;">THEN...</th></tr> </thead> <tbody> <tr> <td style="text-align: center;">yes</td><td>go to step 3.</td></tr> <tr> <td style="text-align: center;">no</td><td> <ul style="list-style-type: none"> <li>disapprove the application for payment</li> <li>*--indicate disapproval on CCC-576, item 53A--*</li> <li>document basis for decision in the COC minutes</li> <li>notify the applicant according to paragraph 675.</li> </ul> </td></tr> </tbody> </table>	IF...	THEN...	yes	go to step 3.	no	<ul style="list-style-type: none"> <li>disapprove the application for payment</li> <li>*--indicate disapproval on CCC-576, item 53A--*</li> <li>document basis for decision in the COC minutes</li> <li>notify the applicant according to paragraph 675.</li> </ul>
Step	Action												
1	<p>Review whether crop or commodity was approved in item 7F and/or item 8E. If crop or commodity was not acted on in item 7F and/or item 8E, <b>stop</b>. An application for payment <b>cannot</b> be processed.</p>												
2	<p>Was the application for payment filed according to paragraph 675?</p> <table border="1" style="width: 100%; border-collapse: collapse;"> <thead> <tr> <th style="width: 10%; text-align: center;">IF...</th><th style="text-align: center;">THEN...</th></tr> </thead> <tbody> <tr> <td style="text-align: center;">yes</td><td>go to step 3.</td></tr> <tr> <td style="text-align: center;">no</td><td> <ul style="list-style-type: none"> <li>disapprove the application for payment</li> <li>*--indicate disapproval on CCC-576, item 53A--*</li> <li>document basis for decision in the COC minutes</li> <li>notify the applicant according to paragraph 675.</li> </ul> </td></tr> </tbody> </table>	IF...	THEN...	yes	go to step 3.	no	<ul style="list-style-type: none"> <li>disapprove the application for payment</li> <li>*--indicate disapproval on CCC-576, item 53A--*</li> <li>document basis for decision in the COC minutes</li> <li>notify the applicant according to paragraph 675.</li> </ul>						
IF...	THEN...												
yes	go to step 3.												
no	<ul style="list-style-type: none"> <li>disapprove the application for payment</li> <li>*--indicate disapproval on CCC-576, item 53A--*</li> <li>document basis for decision in the COC minutes</li> <li>notify the applicant according to paragraph 675.</li> </ul>												

**\*--Instructions for Completing CCC-576, Notice of Loss and Application for Payment Noninsured Crop Disaster Assistance Program for 2020 and Subsequent Years (Continued)--\***

**A Completing CCC-576 (Continued)**

Item	Instructions	
53 A-C (Cntd)	<b>Step</b>	<b>Action</b>
	3	Is a person, who is either the applicant or member of the applicant, disqualified to receive NAP payments according to paragraph 104?
		<b>IF...</b> <b>THEN...</b>
		yes and is the applicant do all of the following: <ul style="list-style-type: none"> <li>disapprove the application for payment</li> <li>*--indicate disapproval on CCC-576, item 53A--*</li> <li>document basis for decision in the COC minutes</li> <li>notify the applicant according to paragraphs 6 and 104.</li> </ul>
		yes and is a member of the applicant do all of the following: <ul style="list-style-type: none"> <li>disallow payment to the member and ensure payment is <b>not</b> issued continue to step 4</li> <li>document basis for decision in the COC minutes</li> <li>notify the member and applicant according to paragraphs 6 and 104.</li> </ul>
		no      go to step 4.
	4	Is a person who is either the applicant or a member of the applicant, in violation of the Highly Erodible Land and Wetland Conservation provisions according to paragraph 103?
		<b>IF...</b> <b>THEN...</b>
		yes and is the applicant do all of the following: <ul style="list-style-type: none"> <li>disapprove the application for payment</li> <li>*--indicate disapproval on CCC-576, item 53A--*</li> <li>document basis for decision in the COC minutes</li> <li>notify the applicant according to 6-CP.</li> </ul>
		yes and is a member of the applicant do all of the following: <ul style="list-style-type: none"> <li>disallow payment to the member, ensure that payment is <b>not</b> issued, and continue to step 5</li> <li>document basis for decision in the COC minutes</li> <li>notify the member and applicant according to 6-CP.</li> </ul>
		no      go to step 5.

**\*--Instructions for Completing CCC-576, Notice of Loss and Application for Payment Noninsured Crop Disaster Assistance Program for 2020 and Subsequent Years (Continued)--\***

**A Completing CCC-576 (Continued)**

Item	Instructions		
53 A-C (Cntd)	<b>Step</b>	<b>Action</b>	
	5	Is the crop eligible for NAP according to paragraph 52?	
		<b>IF...</b>	<b>THEN...</b>
		yes	go to step 6.
		no	<ul style="list-style-type: none"> <li>disapprove the application for payment</li> <li>*--indicate disapproval on CCC-576, item 53A--*</li> <li>document basis for decision in the COC minutes</li> <li>notify applicant of COC decision.</li> </ul>
	6	Was the unit crop loss or prevented planting because of natural disaster according to paragraph 51?	
		<b>IF...</b>	<b>THEN...</b>
		yes	go to step 7.
		no	<ul style="list-style-type: none"> <li>disapprove the application for payment</li> <li>*--indicate disapproval on CCC-576, item 53A--*</li> <li>document basis for decision in the COC minutes</li> <li>notify applicant of COC decision.</li> </ul>
	7	Has all payment eligibility been met according to 5-PL?	
		<b>IF...</b>	<b>THEN...</b>
		yes	go to step 8.
		no	inform the applicant of the requirements in 5-PL.
	8	Was the unit's approved yield properly calculated according to Part 7?	
		<b>IF...</b>	<b>THEN...</b>
		yes	go to step 9.
		no	<ul style="list-style-type: none"> <li>properly calculate the unit's approved yield according to Part 7</li> <li>go to step 9.</li> </ul>
	9	Do all producers sharing in the crop agree on the crop shares?	
		<b>IF...</b>	<b>THEN...</b>
		yes	go to step 10.
		no	<ul style="list-style-type: none"> <li>do <b>not</b> pay any producer under the application</li> <li>notify the producers that the application <b>cannot</b> be paid.</li> </ul>

**\*--Instructions for Completing CCC-576, Notice of Loss and Application for Payment Noninsured Crop Disaster Assistance Program for 2020 and Subsequent Years (Continued)--\***

**A Completing CCC-576 (Continued)**

Item	Instructions	
53 A-C (Cntd)	<b>Step</b>	<b>Action</b>
	10	Are producer's production records determined acceptable, verifiable, and reliable, by COC according to paragraph 601?
		<b>IF... THEN...</b>
		yes go to step 11.
		no <ul style="list-style-type: none"> <li>disapprove application for payment</li> <li>*--indicate disapproval on CCC-576, item 53A--*</li> <li>document basis for decision in the COC minutes</li> <li>notify the applicant of COC decision.</li> </ul>
	11	COC will review any available information about other USDA benefits and ensure that the multiple benefit exclusion according to paragraph 150 does not apply. Go to step 12.
	12	Ensure that the payment was properly calculated according to paragraphs 6 and 676.

Following review of Part D, E, or F, as applicable, and G and H, COC will check (✓) the appropriate box indicating whether the application for payment is approved or disapproved.

- “Approved” means that all required forms and information has been submitted according to procedure **and crop approval exists for the crop, unit, and disaster that are the basis of the application.** COC representative will check (✓) “Approved” box, sign, and date.
- “Disapproved” means that the application **cannot** be approved because all required forms or information have **not** been furnished, as required, the application was **not** timely filed, and/or any other reason the application **cannot** be approved according to 1-NAP. COC representative will check (✓) “Disapproved” box, sign, date, document the reasons for disapproval in the COC minutes, and notify the applicant according to 1-NAP.

**\*--Instructions for Completing CCC-576, Notice of Loss and Application for Payment Noninsured Crop Disaster Assistance Program for 2020 and Subsequent Years (Continued)--\***

**B Example of CCC-576**

The following is an example of a completed CCC-576 for green beans.

\*--

This form is available electronically.		(See Page 2 Privacy Act and Paperwork Reduction Act Statements.)					
<b>CCC-576</b> (08-12-19)		<b>U.S. DEPARTMENT OF AGRICULTURE</b> Commodity Credit Corporation					
<b>NOTICE OF LOSS AND APPLICATION FOR PAYMENT NONINSURED CROP DISASTER ASSISTANCE PROGRAM FOR 2020 AND SUBSEQUENT YEARS</b>		<b>PART A – GENERAL INFORMATION</b>					
		<b>1. County FSA Office Name and Address (Including Zip Code)</b> Any FSA County Office 1234 Some Street Anywhere, ST 12345	<b>2. Crop Year</b>  2020				
		<b>3. Producer's Name and Address (Including Zip Code)</b> I M Farmer 4567 Some Street	<b>4. State and County Code</b>  99-099				
<b>PART B – NOTICE OF LOSS</b>							
<b>5. Disaster Event</b>							
<b>A. What disaster event(s) caused loss?</b> Excessive Moisture		<b>B. Beginning date of disaster (MM-DD-YYYY)</b> 07-28-2020	<b>D. Date Stamp</b> (If a 72 hour notification of loss was given attach the Receipt for Service or other documentation.)  Date Stamp Here				
		<b>C. Ending date of disaster (MM-DD-YYYY)</b> Present					
<b>6. Crop</b>							
<b>A. Crop Name</b>  Beans	<b>B. Crop Type</b>  GRN	<b>C. Intended Use</b>  FH	<b>D. Practice</b>  IR				
		<b>E. Planting Period</b>  01	<b>F. When was crop loss first apparent (MM-DD-YYYY)</b>  08-03-2020				
<b>7. Intended, but Prevented Planted Acres (complete only for prevented planted acreage)</b>							
<b>COC Use Only</b>							
<b>A. Farm Number</b>  1234	<b>B. NAP Unit Number</b>  123	<b>C. Total Intended Acres</b>  85.00	<b>D. Planted Acres</b>  49.40				
		<b>E. Prevented Planted Acres</b>  39.6	<b>F. Prevented Planted Acres</b> <table border="1" style="width:100%; border-collapse: collapse;"> <tr> <th style="width:50%;">Approved</th> <th style="width:50%;">Disapproved</th> </tr> <tr> <td align="center">39.60</td> <td></td> </tr> </table>	Approved	Disapproved	39.60	
Approved	Disapproved						
39.60							
<b>G. For prevented acreage in item 7E, complete the following questions:</b>							
<b>Questions</b>		<b>Yes</b>	<b>No</b>				
<b>(a) Did you purchase or arrange for seed, herbicide, pesticide, or fertilizer?</b>		<input checked="" type="checkbox"/>	<input type="checkbox"/>				
<b>(b) Did you perform land preparation measures?</b>		<input checked="" type="checkbox"/>	<input type="checkbox"/>				
<b>(c) Are the total acres you intended to plant (planted plus prevented) consistent with prior year's history for this farm?</b>		<input checked="" type="checkbox"/>	<input type="checkbox"/>				
<b>(d) Did you have access to the claimed acres in item 7E during the planting period?</b>		<input checked="" type="checkbox"/>	<input type="checkbox"/>				
<b>(e) What do you intend to do with the acres in item 7E? (For example, do you intend to plant the crop acreage to another crop?)</b>							
<b>8. Disaster Affected Planted Acres (complete only for disaster affected planted acreage)</b>							
<b>COC Use Only</b>							
<b>A. Farm Number</b>  1234	<b>B. NAP Unit Number</b>  123	<b>C. Total Planted Acreage</b>  49.40	<b>D. Disaster Affected Planted Acreage</b>  49.40				
		<b>E. Disaster Affected Acres</b> <table border="1" style="width:100%; border-collapse: collapse;"> <tr> <th style="width:50%;">Approved</th> <th style="width:50%;">Disapproved</th> </tr> <tr> <td align="center">49.40</td> <td></td> </tr> </table>	Approved	Disapproved	49.40		
Approved	Disapproved						
49.40							
<b>F. What cultivation practices have been and will be employed on damaged crop acreage (e.g., fertilizer, seeding, irrigation, pesticide and herbicide applications; before and after date of damage)? (attach additional sheets if necessary):</b>							
<b>G. Has any of the disaster affected planted crop acreage been destroyed, replanted, or put to another use? (If "YES", provide details):</b>							
<input type="checkbox"/> YES <input checked="" type="checkbox"/> NO							
<b>H. Has, or will all of disaster affected crop acreage in item 8D been harvested for the intended use in item 6C?</b>							
<input type="checkbox"/> YES <input type="checkbox"/> NO							
<b>NOTE: If "NO," you must request an appraisal of any planted acreage that will not be harvested for the intended use in item 6C. You must not destroy or put acreage to another use before written consent is given by an authorized FSA loss adjuster for such destruction or other use. Failure to do so will result in loss of program assistance.</b>							
<b>9. Producer certifies that all information in Part B is correct, whether personally entered by the producer or another party, and acknowledges receipt of copy of this form.</b>							
<b>A. Producer's Signature (BY)</b>  I M Farmer		<b>B. Title/Relationship (Individual Signing in the Representative Capacity)</b>  08-05-2020					
<b>C. Date (MM-DD-YYYY)</b>							
<b>PART C – COC APPROVAL OR DISAPPROVAL OF LOSS</b>							
<b>10. COC approves or disapproves as applicable this notice of loss in Part B with each and all its entries as indicated.</b>							
<b>A. COC Signature</b> COC Chairperson			<b>B. Date (MM-DD-YYYY)</b> 09-13-2020				

\*--

**\*--Instructions for Completing CCC-576, Notice of Loss and Application for Payment Noninsured Crop Disaster Assistance Program for 2020 and Subsequent Years (Continued)--\***

**B Example of CCC-576 (Continued)**

\*--

<b>CCC-576</b> (08-12-19)															Page 2 of 2	
11. Producer's Name					12. Crop Year		13. Unit No.		14. Pay Crop Code		15. Pay Type Code		16. Planting Period			
<b>PART D – APPRAISAL OR REPORT OF PRODUCTION</b>															<b>COC Use Only</b>	
17. Crop Type	18. Crushing District	19. Producer Share(s)	20. Acres/Colonies/Taps	21. Practice	22. Stage	23. Organic Status	24. Actual Production	25. Unit of Measure	26. Intended Use	27. Final Use	28. Secondary Use or Salvage Value	29. Production Not to Count	30. Assigned or Adjusted Production	31. Secondary Use or Salvage Value		
<b>PART E – VALUE LOSS CROPS</b>															<b>COC Use Only</b>	
32. Crop Type		33. Producer Share(s)		34. Inventory or Dollar Value Before Disaster		35. Inventory or Dollar Value After Disaster (FIMVB)		36. Ineligible Inventory or Dollar Value		37. Salvage Value						
<b>PART F – GRAZING AUD LOSS CALCULATIONS</b>															<b>COC Use Only</b>	
38. Crop Type	39. Producer Share(s)	40. Acres	41. Practice	42. Unseeded Land		43. Stage	44. Carrying Capacity	45. Grazing Period Days	46. AUD Adjustment Factor	47. AUD Loss Factor	48. AUD Assigned					
				Federal	State											
49. Will independent assessment be used on all grazed acreage under Part F? If "YES", then the undersigned acknowledges that they are subject to the provisions of 7 CFR Part 1437 and NAP Basic Provisions (form CCC-471 BP).															<input type="checkbox"/> YES <input type="checkbox"/> NO	
<b>PART G – OTHER INFORMATION</b>																
50. For the crop types entered in Items 17, 30, or 36, list any agreements, contracts for payment for growing the crop, as opposed to delivery of production, or any other pertinent information, (e.g., secondary use, salvage value):																
<b>PART H – CERTIFICATION AND APPLICATION FOR PAYMENT</b>																
<p><i>THIS PORTION MUST BE COMPLETED BEFORE THIS APPLICATION FOR PAYMENT WILL BE PROCESSED: Attach FSA-578, Appraisal Worksheet, actual production evidence, CCC-576-1, and, if applicable FSA-501, Statement of Facts. When harvested production exists, evidence of harvested production must be furnished with this application even if there was a previous appraisal. If crop acreage is destroyed without consent and release by FSA prior to appraisal, crop acreage is ineligible for payment.</i></p> <p>The undersigned applies for NAP payment on the crops and units identified in accordance with 7 CFR part 1437 and NAP Basic Provisions (form CCC-471 BP). The undersigned certifies that all the information entered on this form, whether personally entered by the undersigned or not, or by someone else, the attachments to this form, related acreage reports, production certifications, statements, etc., are each and all true and correct. The undersigned certifies that the production on this form is accurately identified to the unit and represents total production, as well as the correct share relationship, pay crop, pay type, and year shown. The undersigned understands this report is subject to spot-check, and if FSA finds that this application contains any erroneous information, FSA will render a new determination. This may include a refund of unearned payments as a result of the errors. Failure to certify any of the information on this form and application accurately will result in a loss of program benefits. Additionally, by signing this form, the undersigned directs the purchaser, warehouse operator, ginner, or any person who otherwise stores or purchases crop production listed on this form to disclose the production records of such crops to USDA representatives for the purpose of verification. If FSA issues a payment from CCC as a result of this application, FSA will issue a form detailing how the payment was calculated.</p> <p><b>MULTIPLE BENEFIT EXCLUSION:</b> If a producer is eligible to receive NAP payments and benefits under any other program administered by the Secretary for the same crop loss, the producer must choose whether to receive the other program benefits or NAP payments, but will not be eligible for both. The exclusion prohibits a producer from being compensated more than once for the same loss.</p>																
51A. Producer's Signature						51B. Title/Relationship of the Individual if Signing in the Representative Capacity						51C. Date Signed (MM-DD-YYYY)				
52A. LA or FSA Representative Signature (Final)												52B. Date Signed (MM-DD-YYYY)				
<b>PART I – COC APPROVAL OR DISAPPROVAL OF APPLICATION FOR NAP PAYMENT</b>																
53A. COC Action						53B. COC Signature						53C. Date (MM-DD-YYYY)				
APPROVED <input type="checkbox"/>						DISAPPROVED <input type="checkbox"/>										
<p><b>NOTE:</b> The following statement is made in accordance with the Privacy Act of 1974 (5 USC 552a – as amended). The authority for requesting the information identified on this form is the Commodity Credit Corporation Charter Act (15 U.S.C. 714 et seq.), the Federal Agriculture Improvement and Reform Act of 1996 (7 U.S.C. 7333 – as amended), the Federal Crop Insurance Act (7 U.S.C. 1508 – as amended), and the Agriculture Improvement Act of 2018 (Pub. L. 115-334), and 7 CFR Part 1437. The information will be used to determine eligibility to participate in and receive benefits under the Non-Insured Crop Disaster Assistance Program. The information collected on this form may be disclosed to other Federal, State, Local government agencies, Tribal agencies, and nongovernmental entities that have been authorized access to the information by statute or regulation and/or as described in applicable Routine Uses identified in the System of Records Notice for USDA/FSA-2, Farm Records File (Automated). Providing the requested information is voluntary. However, failure to furnish the requested information will result in a determination of ineligibility to participate in and receive benefits under the Non-Insured Crop Disaster Assistance Program.</p> <p><b>Paperwork Reduction Act (PRA) Statement:</b> The information collection is exempted from PRA as specified in 7 U.S.C. 9091(2)(c)(B). <b>RETURN THIS COMPLETED FORM TO YOUR COUNTY FSA OFFICE.</b></p>																

\*--

**\*--Example of Disapproved Notice of Loss Letter**

The following is an example of a disapproved notice of loss letter to a producer.

Dear *[enter name of producer filing CCC-576]*:

This letter responds to a notice of loss you filed under the Noninsured Crop Disaster Assistance Program (NAP) for planting period *[enter planting period]* *[enter crop name(s) identified on CCC-576]*. FSA has reviewed your notice of loss for *[enter cause(s) of loss as identified on CCC-576]* and supporting documentation.

The notice of loss is disapproved. *[explain why the CCC-576 was disapproved]*

Although action has been taken on your notice of loss, this is not a determination of payment eligibility because you have yet to file an application for payment. If you file an application for payment that includes this notice of loss and FSA disapproves it either in whole or in part, FSA will at that time notify you of that decision in writing and afford you with applicable appeal rights.

Regulations at 7 CFR § 11.1 and 7 CFR § 780.2 define an adverse determination as an administrative decision made by an officer, employee, or committee of an agency that is adverse to a participant. These same regulations also define a participant as any individual or entity who has applied for, or whose right to participate in or receive a payment, loan, loan guarantee, or other benefit in accordance with any program of an agency to which the regulations in 7 CFR parts 11 and 780 apply is affected by the decision of such agency. Because disapproval of your notice of loss does not yet impact payment eligibility, it is not an “adverse determination” as defined in these regulations. Consequently, no appeal or appealability review rights apply to this disapproval of your notice of loss.

If you would like to file an application for payment, you may contact the *[enter service center]* County FSA Office by the application deadline.

Sincerely,

County Executive Director

--\*





### Example of Approved Notice of Loss Letter

The following is an example of an approved notice of loss letter to a producer.

\*--

Dear *[enter name of producer filing CCC-576]*:

This letter responds to a notice of loss you filed under the *[enter crop year]* Noninsured Crop Disaster Assistance Program (NAP) for *[enter planting period and crop]*. FSA has reviewed your notice of loss for *[enter cause of loss]* and supporting documentation. Your notice of loss has been approved.

Although your notice of loss has been approved, this is not a determination of payment eligibility, which will be completed based on an application for payment. If you would like to file an application for payment, you may contact the *[enter county name]* County FSA Office by the application deadline.

If you have already signed CCC-576 Parts D through H, application for payment, no further action is required.

Sincerely,

County Executive Director

--\*



**\*--Example of Approved Notice of Loss Grazed Forage Letter**

The following is an example of an approved notice of loss grazed forage letter to a producer.

Dear *[enter name of producer filing CCC-576]*:

This letter responds to a notice of loss you filed under the *[enter crop year]* Noninsured Crop Disaster Assistance Program (NAP) for *[enter planting period and crop]*. FSA has reviewed your notice of loss for *[enter cause of loss]* and supporting documentation. Your notice of loss has been approved.

Although your notice of loss has been approved, this is not a determination of payment eligibility, which will be completed based on an application for payment. When you filed this notice of loss, if you requested independent assessment or another approved alternative method be used to calculate grazed forage losses, then you do not have to file an application for payment on this unit. However, if you did not request independent assessment or another approved alternative method be used to calculate grazed forage loss, and you have not yet filed an application for payment, you will need to contact the *[enter county name]* County FSA Office by the application deadline.

If you have already signed an application for payment or requested independent assessment or another approved alternative method be used to calculate grazed forage losses, no further action is required.

Sincerely,

County Executive Director

--\*

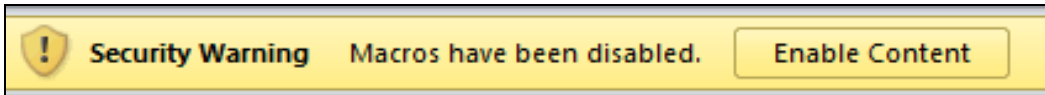


**\*--Accessing and Saving NAP Acreage – Destroyed Without Consent or Ineligible Cause of Loss – Assigned Production Calculator Worksheet**

**A Instructions for accessing and saving the NAP Acreage – Destroyed Without Consent or Ineligible Cause of Loss – Assigned Production Calculator Worksheet**

Access and save the NAP Acreage – Destroyed Without Consent or Ineligible Cause of Loss – Assigned Production Calculator Worksheet according to the following.

**Note:** The worksheet will be saved and completed for each crop (by pay group), for each producer, by the County Office, according to the instructions in subparagraph B.



Step	Action
1	Access the NAP intranet page at <a href="http://inside.fsa.usda.gov/program-areas/dafp/dap/nap/index">http://inside.fsa.usda.gov/program-areas/dafp/dap/nap/index</a> .
	CLICK “ <b>Acreage – Destroyed Without Consent or Ineligible Cause of Loss – Assigned Production</b> ”. A file download dialog box will be displayed for the applicable crop year.
3	CLICK “ <b>Open</b> ” in the file download’ dialog box.
4	<p>At the top of the screen, between the toolbar and the window, the following security warning will be displayed.</p>  <p>CLICK “<b>Enable Content</b>”.</p> <p><b>Note:</b> This step needs to be performed <b>every time</b> the worksheet is opened.</p> <p><b>Warning:</b> Do <b>not</b> attempt to permanently enable macros because this will make the calculator unusable and could potentially create a security breach.</p>
5	<p>Save the document by doing the following:</p> <ul style="list-style-type: none"> <li>• CLICK “<b>File</b>”, scroll down and CLICK “<b>Save As</b>”</li> <li>• CLICK “<b>Excel Macro Enabled Workbook</b>”</li> <li>• navigate to user’s desktop</li> <li>• CLICK “<b>Save</b>”.</li> </ul> <p>By following these steps, the document will be placed on the user’s desktop with an icon. The document will be named “<b>Acreage – Destroyed Without Consent or Ineligible Cause of Loss – Assigned Production.xlsm</b>”.</p>

--\*

**\*--Accessing and Saving NAP Acreage – Destroyed Without Consent or Ineligible Cause of Loss – Assigned Production Calculator Worksheet (Continued)**

**B Creating Folders to save all NAP Acreage – Destroyed Without Consent or Ineligible Cause of Loss – Assigned Production Calculator worksheet for the Applicable Crop Year**

Before completing and saving a NAP Acreage – Destroyed Without Consent or Ineligible Cause of Loss – Assigned Production Calculator Worksheet for a producer, a new folder must be created on the shared (S:) drive, for each applicable crop year, as follows.


Step	Action
1	Do either of the following: <ul style="list-style-type: none"> <li>on the desktop, double CLICK “<b>My Computer</b>” </li> <li>at the bottom left corner of user’s screen, RIGHT CLICK “<b>Start</b>”  and CLICK “<b>Explore</b>”.</li> </ul>
2	Double CLICK “(S:)” drive.
3	Double CLICK “ <b>Service_Center</b> ” folder.
4	Double CLICK “ <b>FSA</b> ” folder.
5	CLICK “ <b>Make a new Folder</b> ”. If this option is not available, right click in the blank white area within the folder window, CLICK “ <b>New</b> ”, and then CLICK “ <b>New Folder</b> ”.
6	A new folder will be placed in the “S:\Service_Center\FSA” folder, with the default name of “New Folder”.
7	The new folder must be renamed. Right CLICK, “ <b>New Folder</b> ” and CLICK “ <b>Rename</b> ”.
8	Rename the folder as “201X_ Acreage – Destroyed Without Consent or Ineligible Cause of Loss – Assigned Production_Calculator Worksheets”.  <b>Example:</b> 201X is the applicable program year.

**Note:** Creating the new “201X\_ Acreage – Destroyed Without Consent or Ineligible Cause of Loss – Assigned Production\_Calculator Worksheets”, folder **only needs to be done 1 time at each Service Center per year**. All Acreage – Destroyed Without Consent or Ineligible Cause of Loss – Assigned Production\_Calculator Worksheets can be saved in this location.--\*

**\*--Accessing and Saving NAP Acreage – Destroyed Without Consent or Ineligible Cause of Loss – Assigned Production Calculator Worksheet (Continued)**

**C Saving NAP Acreage – Destroyed Without Consent or Ineligible Cause of Loss – Assigned Production Calculator worksheets**

The worksheet can be saved by completing the following steps.

Step	Action
1	CLICK “  ”, scroll down and CLICK “ <b>Save As</b> ”. CLICK “ <b>Excel Macro Enabled Workbook</b> ”.
2	<p>Navigate to “<b>S:\Service Center\FSA\201X_ Acreage – Destroyed Without Consent or Ineligible Cause of Loss – Assigned Production_Calculator Worksheets</b>”. Enter crop year as applicable.</p> <p><b>Note:</b> State Offices may create a subfolder if preferred, but the subfolder <b>must</b> be located within <b>S:\Service Center\FSA\</b>.</p> <p>In the “File name:” block, enter the file name as, “<b>NAP_ 201X_{County name}_{State abbr}_{Producer name}_{Unit number}_{#of#}</b>”.</p> <p><b>Notes:</b> “<b>{County name}</b>” is the name of the county where the unit is physically located.</p> <p>“<b>{State abbr}</b>” is the 2-alpha State abbreviation, such as “MD” for Maryland, where the unit is physically located.</p> <p>“<b>{Producer name}</b>” is the name of the producer for which the worksheet is being completed.</p> <p>“<b>{Unit number}</b>” is the unit number for which the worksheet is being completed.</p> <p>“<b>{#of#}</b>” is the worksheet number out of the total number of worksheets completed for a specific producer and unit within a State and county.</p>

--\*

**\*--Accessing and Saving NAP Acreage – Destroyed Without Consent or Ineligible Cause of Loss – Assigned Production Calculator Worksheet (Continued)**

**D Completing NAP Acreage – Destroyed Without Consent or Ineligible Cause of Loss – Assigned Production Calculator Worksheet**

The following are instructions for the completing the worksheet.

<b>Step</b>	<b>Action</b>
1	Enter producer's name from CCC-576, item 3.
2	Enter unit number for the producer and crop from CCC-576, item 8B.
3	Enter the farm number from the FSA-578.
4	Enter the tract number from the FSA-578.
5	Enter the field number from the FSA-578.
6	Select the coverage level from drop down menu from CCC-471.
7	Enter current year unit approved yield for the crop and type from CCC-452.
8	Enter acres destroyed without consent or attributable to an ineligible cause of loss.
9	Production guarantee per acre will display.
10	Assigned production will be displayed to be entered on CCC-576, item 30.

**Note:** Repeat steps 3 through 8 if second farm/tract/field has acreage destroyed without consent or ineligible cause of loss.--\*



**\*--Accessing and Saving NAP Acreage – Destroyed Without Consent or Ineligible Cause of Loss – Assigned Production Calculator Worksheet (Continued)**

**E Example of Acreage - Destroyed Without Consent or Ineligible Cause of Loss - Assigned Production**

Following is an example of Acreage - Destroyed Without Consent or Ineligible Cause of Loss - Assigned Production worksheet.

Acreage - Destroyed Without Consent or Ineligible Cause of Loss - Assigned Production	
1. Producer Name	
2. Unit Number	
3. Farm Number	
4. Tract Number	
5. Field Number	
6. Coverage Level	
7. Current Year Unit Approved Yield	
8. Acres - Destroyed Without Consent or Ineligible Cause of Loss	
9. Production Guarantee Per Acre (Item 6 x Item 7)	
10. Assigned Production (Item 8 x Item 9)	
3. Farm Number	
4. Tract Number	
5. Field Number	
6. Coverage Level	
7. Current Year Unit Approved Yield	
8. Acres - Destroyed Without Consent or Ineligible Cause of Loss	
9. Production Guarantee Per Acre (Item 6 x Item 7)	
10. Assigned Production (Item 8 x Item 9)	
<b>Assigned Production</b>	

--\*



**Instructions for Completing CCC-576B, 2015 and Future Years Noninsured Crop Disaster Assistance Program Manual Payment Calculation Worksheet for Value Loss Crops**

**A Completing CCC-576B**

CCC-576B is the payment calculation worksheet for the value loss crops **only**.

Complete CCC-576B according to the following table.

**Note:** A separate CCC-576B shall be completed for each type of value loss crop.

Item	Instructions	
***		
Page 1 of 2		
1	Enter State code.	Located on the corresponding CCC-471.
2	Enter county code.	
3	Enter producer’s name.	
4	Enter NAP crop year.	
5	Enter unit number.	
6	Enter selected coverage level as a decimal.	
7	Enter payment level as a decimal.	
8A	Enter MDV. Leave blank if basic coverage was elected.	
8B	Enter MDV available. Leave blank if basic coverage was elected.	
	<b>Note:</b> The cumulative FMVA from all approved losses, <b>by pay group</b> . May <b>not</b> exceed MDV.	
	<b>IF this is...</b>	<b>THEN...</b>
	the first loss for this pay group	items 8a and 8b will be the same. Enter the full MDV from CCC-471, item 8a for this pay group.
	a subsequent loss and NAP payment was already earned for this pay group	locate MDV remaining on the most recent CCC-576B, item 27.
9	Enter crop name.	
10	Enter crop code.	
11	Enter pay type code.	
12	Planting period is prefilled to “01” for value loss crops.	

**Instructions for Completing CCC-576B, 2015 and Future Years Noninsured Crop Disaster Assistance Program Manual Payment Calculation Worksheet for Value Loss Crops (Continued)**

**A Completing CCC-576B (Continued)**

<b>Item</b>	<b>Instructions</b>
<b>Next complete CCC-576B, page 2, if graduated prices are applicable to this pay group.</b> <i>(Page 2 may also be used as a worksheet for crops with multiple nongraduated prices.)</i>	
13	Enter total dollar value of inventory before disaster from CCC-576, Part E. Leave blank if page 2 has been completed.
14	Enter natural mortality factor approved by STC in decimal format. Leave blank if page 2 has been completed.
15	Enter result of item 13 times item 14. Leave blank if page 2 has been completed.
16	Enter result of item 13 minus item 15. Leave blank if page 2 has been completed.
17	Enter result of either of the following, as applicable: <ul style="list-style-type: none"> <li>• lesser of item 16 or item 8b</li> <li>• if page 2 is completed, lesser of item 44 or item 8b, as applicable.</li> </ul>
18	Enter result of item 17 times item 6.
19	Enter dollar value of inventory because of ineligible causes from CCC-576, Part E. Leave blank if page 2 has been completed.
20	Enter result of item 19 plus dollar value of inventory after disaster from CCC-576, Part E (this will equal FMVB). If page 2 was completed, enter FMVB from item 45.
21	Enter result of item 18 minus item 20.
22	Enter STC-approved unharvested payment factor from NCT as a decimal.
23	Enter result of (item 7 times item 21) times item 22.
24	Enter salvage value from CCC-576, Part E.
25	Enter producer's share from FSA-578.
26	Enter result of (item 23 minus item 24) times item 25.  <b>Note:</b> NAP payments will not exceed the payment limitation * * *.  <b>Reminder:</b> If any NAP premiums from this crop year are in debt status, they will be *--offset from any non-NAP payments due the producer.--*

**\*--Instructions for Completing CCC-576B, 2015 and Future Years Noninsured Crop Disaster Assistance Program Manual Payment Calculation Worksheet for Value Loss Crops (Continued)**

**A Completing CCC-576B (Continued)**

<b>Item</b>	<b>Instructions</b>
27	Enter result of item 8b minus item 17.  <b>Notes:</b> If no payment is earned in item 26, enter the value from item 8b.  The cumulative FMVA, by pay group, may <b>not</b> exceed MDV selected by producer on corresponding CCC-471.
28	Remarks.
29A	Signature of person preparing CCC-576B.
29B	Date CCC-576B was signed by the preparer.
30A	Signature of 2 <sup>nd</sup> party reviewer.
30B	Date 2 <sup>nd</sup> party reviewer signs.
<b>Complete page 2 of 2 first if graduated prices are applicable.</b> <i>(Page 2 may also be used as a manual worksheet for crops without graduated prices or for crops with multiple prices, such as tropical fish species.)</i>	
31	Enter producer name.
32	Enter unit number.
33	Enter NAP crop year.
34	Enter unit of measure from NCT.
35	Enter crop type and graduated price code from NCT.
36	Enter approved NCT price for crop year in item 4.
37	Enter quantity of inventory before disaster from corresponding CCC-576, Part E.
38	Enter natural mortality factor, as a decimal, as established by STC. ENTER "0" if <b>not</b> applicable.
39	Enter result of item 37 x item 38.
40	Field the result of (item 37 minus item 39) times item 36.
41	Enter quantity of inventory after disaster from corresponding CCC-576, Part E.
42	Enter ineligible quantity of inventory lost because of ineligible causes from corresponding CCC-576, Part E.
43	Enter result of (item 41 plus item 42) times item 36.
44	Total all entries in column 40, round to a whole number, and transfer the whole number to page 1, item 17 (FMVA).
45	Total all entries in column 43, round to a whole number, and transfer the whole number to page 1, item 20 (FMVB).

--\*

**\*--Instructions for Completing CCC-576B, 2015 and Future Years Noninsured Crop Disaster Assistance Program Manual Payment Calculation Worksheet for Value Loss Crops (Continued)**

**B Example of CCC-576B**

This is an example of a completed CCC-576B.

<b>CCC-576B</b> U.S. DEPARTMENT OF AGRICULTURE (08-13-15) Commodity Credit Corporation				1. State Code xx	2. County Code xxx	3. Producer's Name ABC Farms	4. NAP Crop Year 2015
<b>2015 AND FUTURE YEARS NONINSURED CROP DISASTER ASSISTANCE PROGRAM MANUAL PAYMENT CALCULATION WORKSHEET FOR VALUE LOSS CROPS</b>				5. Unit Number 0001	6. Coverage Level .6500	7. Payment Level 1.0000	
				8A. Maximum Dollar Value Elected on CCC-471 \$ 200,000		8B. Maximum Dollar Value Available \$ 200,000	
				9. Crop Name Mollusk	10. Crop Code 3001	11. Pay Type Code 001	12. Planting Period 01
<b>NOTE:</b> Complete Page 2 first, if graduated prices are applicable to this Pay Group.							
<b>VALUE LOSS CROPS</b>							
13. Total Dollar Value of Inventory Before Disaster (leave blank if page 2 is completed)							\$
14. Natural Mortality Factor (STC approved factor, leave blank if page 2 is completed)							
15. Ineligible Inventory as a result of Natural Mortality (Item 13 x Item 14, leave blank if page 2 is completed)							\$
16. Result of Item 13 minus Item 15 (leave blank if page 2 is completed)							\$
17. Field Market Value A (FMVA) Enter the lesser of Item 16 or Item 8B, as applicable. If page 2 is completed, enter the lesser of Item 44 or Item 8B, as applicable.							\$200,000
18. Disaster Level (Enter the result of multiplying Item 17 x Item 6)							\$130,000
19. Dollar Value of Inventory Due to Ineligible Causes (from CCC-576 Part E, leave blank if page 2 is completed)							\$0
20. Field Market Value B (FMVB) Enter the result of Item 19 plus dollar value of inventory after disaster from CCC-576 Part E. If page 2 is completed, enter Item 45.							\$18,000
21. Crop Loss (Item 18 minus Item 20)							\$112,000
22. Unharvested Payment Factor (from NCT)							0.7500
23. Gross NAP Payment for the pay group (Item 7 x Item 21 x Item 22)							\$84,000
24. Salvage Value							\$0
25. Producer Share (from FSA-578)							1.0000
26. Calculated NAP Payment ((Item 23 minus Item 24) x Item 25) <sup>1</sup>							\$84,000
27. Maximum Dollar Value Remaining (Item 8B minus Item 17) Note - If no payment is earned in Item 26, enter the value from Item 8B. This will be the new Maximum Dollar Value Available.							\$0
28. Remarks							
29A. Signature of Preparer							29B. Date (MM-DD-YYYY)
30A. Signature of 2 <sup>nd</sup> Party Reviewer							30B. Date (MM-DD-YYYY)

<sup>1</sup> NAP payment will not exceed payment limitation and will be reduced by the amount of all outstanding NAP premiums.

**\*--Instructions for Completing CCC-576B, 2015 and Future Years Noninsured Crop Disaster Assistance Program Manual Payment Calculation Worksheet for Value Loss Crops (Continued)**

**B Example of CCC-576B (Continued)**

CCC-576B (08-13-15)							Page 2 of 2	
VALUE LOSS CROPS WITH GRADUATED PRICES								
31. Producer's Name			32. Unit Number		33. NAP Crop Year		34. Unit of Measure	
ABC Farms Company LLC			0001		2015		Pieces	
35. Crop Type/Graduated Price Code (from 3-NAP)	36. Price	37. Inventory Before Disaster (from CCC- 576 Part E)	38. Natural Mortality Factor (STC approved factor, enter "0" if not applicable)	39. Ineligible Inventory as a result of Natural Mortality (Item 37 x Item 38)	40. Field Market Value A (Item 37 minus Item 39) x Item 36	41. Inventory after disaster (from CCC-576 Part E)	42. Inventory Lost due to Ineligible Causes (from CCC- 576 Part E)	43. Field Market Value B (Item 41 plus Item 42) x Item 36
OYS/050	\$0.1500	1,000,000	0.2000	200,000	\$120,000	0	0	\$0.00
OYS/045	\$0.1200	1,500,000	0.2500	375,000	\$135,000	50,000	0	\$6,000
OYS/040	\$0.1000	1,000,000	0.1500	150,000	\$85,000	120,000	0	\$12,000
44. Total Field Market Value A (Sum of all entries in column 40, rounded to whole dollars; transfer this number to Item 17 on page 1)								\$340,000
45. Total Field Market Value B (Sum of all entries in column 43, rounded to whole dollars; transfer this number to Item 20 on page 1)								\$18,000

--\*

**\*--Instructions for Completing CCC-576B, 2015 and Future Years Noninsured Crop Disaster Assistance Program Manual Payment Calculation Worksheet for Value Loss Crops (Continued)**

**C Automated CCC-576B Workbook**

Calculations for CCC-576B may be completed using automated Excel workbooks provided at **<http://fsaintranet.sc.egov.usda.gov/dafp>**. Separate versions of the workbook are provided for graduated and nongraduated price crops.

Both the graduated and nongraduated crop workbooks will automatically complete steps 15, 16, 17, 18, 21, 23, 26, and 27 in subparagraph A. The graduated price crop workbook will also automatically complete steps 20, 31, 32, 33, 39, 40, 43, 44, and 45. Items that require data entry are shown in yellow in the workbooks. Items that are automatically completed or should be left blank are shown in gray.--\*



## Completing CCC-576A-EZ, Manual Payment Calculations for NAP Yield Based Crops Without HMP, CMP, or DMP

### A Introduction

CCC-576A-EZ is used for:

- yield-based crops only
- crops without HMP, CMP, or DMP
- crops with the same **final use** and **intended use**
- harvested, unharvested, and prevented planted acreage.

**Note:** For prevented planted acreage, CCC-576A-1 must be completed before completing CCC-576A if there are multiple crop types, practices, organic status or native sod status for the crop.

Complete a separate line entry on CCC-576A-EZ for each crop type for the crop (pay group) for the producer's unit. All acres and production must be accounted for from all types included in the pay group for the crop.

**Completing CCC-576A-EZ, Manual Payment Calculations for NAP Yield Based Crops Without HMP, CMP, or DMP (Continued)**

**B Completing CCC-576A-EZ**

Follow the instructions in this table to complete CCC-576A-EZ.

**Note:** Unless otherwise specified, all calculations should be rounded to 2 decimal places.

Item	Instructions
1 and 2	Enter the State and county code from CCC-576, item 4.
3	Enter the producer's name from CCC-576, item 3.
4	Enter the crop year from CCC-576, item 2.
5	Enter the unit number for the producer and crop from CCC-576, item 7B or 8B, as applicable.
6	Enter the elected coverage level, (.50, .55, .60 or .65) from CCC-471, item 14.
7	Enter the payment level, (.55 or 1.00) from CCC-471, item 14.
8	Enter the crop name from CCC-576, item 6A.
9	Enter the crop code according to 1-NAP (Rev 2).
10	Enter the pay crop code from CCC-576, item 14 for the crop, crop type, intended use, and practice. See paragraph 200 for additional information on payment groupings.
11	Enter the pay type code from CCC-576, item 15 for the crop, crop type, intended use, and practice. See paragraph 200 for additional information on payment groupings.
12	Enter the planting period for the crop and crop type from CCC-576, item 16.
<b>Parts A and B - Items 13 through 28 – Harvested and Unharvested Acreage Only</b>	
<b>Note:</b> Part A, items 13 through 28 will include only harvested acres and Part B, items 13 through 28 will include only unharvested acres.	
13	Enter the crop type abbreviation for the crop from CCC-576, item 17.
14	Enter the intended use for the crop from CCC-576, item 26.  <b>Note:</b> Confirm the intended use for the crop from CCC-576, item 26 is the same as the final use for the crop from CCC-576, item 27. If the final use is not the same as the intended use, the CCC-576A must be used.
15	Enter the crushing district from CCC-576, item 18, if applicable or N/A.
16	Enter the producer's share from CCC-576, item 19, for the crop type. Enter up to 4 decimal places.
17	Enter the practice from CCC-576, item 21, for the crop type and intended use.  <b>Note:</b> Separate line entries must be completed if the producer has both irrigated and nonirrigated acres.
18	Enter the organic status code from CCC-576, item 23.  <b>Note:</b> Separate line entries must be completed for conventional, transitional, and organic acreage.
19	Enter the Native Sod indicator as "Y" or "N" according to paragraph 379 and CCC-576, Parts D and G.

**Completing CCC-576A-EZ, Manual Payment Calculations for NAP Yield Based Crops Without HMP, CMP, or DMP (Continued)**

**B Completing CCC-576A-EZ (Continued)**

Item	Instructions								
20	<p>Enter the eligible planted acres for the crop type from CCC-576, item 20, by intended use, practice, planting period, organic status, and native sod status.</p> <p>If the producer has a unit relationship where the shares differ, then ensure that the acres entered are the total planted acres which correspond to the share in item 16.</p> <p><b>Example:</b> Producer A and Owner B share in the acreage on 2 farms. On 1 farm, the shares for corn are 60/40. On the other farm, the shares are 50/50. A separate line entry shall be completed for the acres attributable to each share relationship.</p>								
21	Enter the producer's approved yield from the CCC-452 by intended use, practice, planting period, organic status, and native sod status for the crop and crop type according to paragraph 400.								
22	<p><b>Notes:</b> If actual production is commingled, refer to paragraph 606. Ensure forage crop has been converted to a dry matter basis.</p> <table> <tr> <th>IF COC has...</th><th>THEN determine the producer's production to count by completing the following:</th></tr> <tr> <td>*--adjusted production to the producer's actual production</td><td> <ul style="list-style-type: none"> <li>COC-adjusted production for the unit from CCC-576, item 30, minus</li> <li>production not to count for the unit from CCC-576, item 29.</li> </ul> </td></tr> <tr> <td>assigned production to the producer's actual production</td><td> <ul style="list-style-type: none"> <li>actual production for the unit from CCC-576, item 24, plus</li> <li>COC-assigned production for the unit from CCC-576, item 30, minus</li> <li>production not to count for the unit from CCC-576, item 29.--*</li> </ul> </td></tr> <tr> <td>not adjusted or assigned production</td><td> <ul style="list-style-type: none"> <li>actual production for the unit from CCC-576, item 24, minus</li> <li>production not to count for the unit from CCC-576, item 29.</li> </ul> </td></tr> </table>	IF COC has...	THEN determine the producer's production to count by completing the following:	*--adjusted production to the producer's actual production	<ul style="list-style-type: none"> <li>COC-adjusted production for the unit from CCC-576, item 30, minus</li> <li>production not to count for the unit from CCC-576, item 29.</li> </ul>	assigned production to the producer's actual production	<ul style="list-style-type: none"> <li>actual production for the unit from CCC-576, item 24, plus</li> <li>COC-assigned production for the unit from CCC-576, item 30, minus</li> <li>production not to count for the unit from CCC-576, item 29.--*</li> </ul>	not adjusted or assigned production	<ul style="list-style-type: none"> <li>actual production for the unit from CCC-576, item 24, minus</li> <li>production not to count for the unit from CCC-576, item 29.</li> </ul>
IF COC has...	THEN determine the producer's production to count by completing the following:								
*--adjusted production to the producer's actual production	<ul style="list-style-type: none"> <li>COC-adjusted production for the unit from CCC-576, item 30, minus</li> <li>production not to count for the unit from CCC-576, item 29.</li> </ul>								
assigned production to the producer's actual production	<ul style="list-style-type: none"> <li>actual production for the unit from CCC-576, item 24, plus</li> <li>COC-assigned production for the unit from CCC-576, item 30, minus</li> <li>production not to count for the unit from CCC-576, item 29.--*</li> </ul>								
not adjusted or assigned production	<ul style="list-style-type: none"> <li>actual production for the unit from CCC-576, item 24, minus</li> <li>production not to count for the unit from CCC-576, item 29.</li> </ul>								
23	<p>Calculate the disaster level by multiplying the following:</p> <ul style="list-style-type: none"> <li>acres, item 20 times</li> <li>yield, item 21 times</li> <li>coverage level, item 6.</li> </ul>								
24	<p>Determine the net production by subtracting the following:</p> <ul style="list-style-type: none"> <li>total disaster level in item 23, minus</li> <li>net production in item 22.</li> </ul>								

**Completing CCC-576A-EZ, Manual Payment Calculations for NAP Yield Based Crops Without HMP, CMP, or DMP (Continued)**

**B Completing CCC-576A-EZ (Continued)**

Item	Instructions	
25	Enter the payment rate for the specified crop, crop type, intended use, coverage option (i.e. organic market or average market price), and crushing district from NCT for the intended payment use in item 14 according to paragraphs 55, 208, and 676.  <b>Note:</b> The organic market price is only applicable if the status in item 18 is "O".	
26	For harvested acres (Part A), use the default factor of 1.0000 as the payment factor. For unharvested acres (Part B) enter the payment factor for the applicable crop and crop type as follows:	
	<b>IF the result of item 24 is...</b>	<b>THEN...</b>
	greater than or equal to zero	enter the payment factor for the crop code, crop type, and intended use from the NCT that matches item 13.
	negative	enter 1.0000 as the payment factor.
27	Enter the sum of the secondary use or salvage value for the unit from CCC-576, items 28 and 31, as applicable.	
28	Determine the calculated payment for each harvested and unharvested line item(s) by completing the following: <ul style="list-style-type: none"> <li>• net production for payment, item 24, times</li> <li>• payment rate, item 25, times</li> <li>• payment factor, item 26, times</li> <li>• payment level, item 7, minus</li> <li>• salvage value and/or secondary use, item 27, times</li> <li>• share, item 16.</li> </ul> Round the result to whole dollars.  <b>Note:</b> If the result is negative, enter a negative dollar amount in this field.	

**Completing CCC-576A-EZ, Manual Payment Calculations for NAP Yield Based Crops Without HMP, CMP, or DMP (Continued)**

**B Completing CCC-576A-EZ (Continued)**

<b>Part C - Items 29 through 45 – Prevented Planted Acreage Only</b>	
<b>Item</b>	<b>Instructions</b>
29	Enter the crop type abbreviation for the crop from CCC-576, item 17.
30	Enter the intended use for the crop type from CCC-576, item 26.
31	Enter the crushing district from CCC-576, item 18, if applicable or N/A.
32	Enter the producer's share from CCC-576, item 19, for the crop type. Enter up to 4 decimal places.
33	Enter the practice from CCC-576, item 21, for the crop type and intended use.  <b>Note:</b> Separate line entries must be completed based on the CCC-576A-1 if the producer has both irrigated and nonirrigated acres.
34	Enter the organic status code from CCC-576, item 23.  <b>Note:</b> Separate line entries must be completed based on the CCC-576A-1 for conventional, transitional, and organic acreage.
35	Enter the Native Sod indicator as "Y" or "N" according to Exhibit 41, item 6, and Exhibit 53, Part D.  <b>Note:</b> Separate line entries must be completed based on the CCC-576A-1 if the producer has both native sod and non-native sod acreage.
36	Enter the producer's approved yield from the CCC-452 by intended use, practice, planting period, organic status and native sod status for the crop and crop type according to paragraph 400.
<b>Note: If CCC-576A-1 is used, items 37-40 will be left blank.</b>	
37	Enter the total planted acres for the crop and crop type from CCC-576, item 7D.  <b>Note:</b> Planted acres must be the total planted acres for all crop types, organic status, and shares for the planting period in the payment grouping.
38	Enter the approved prevented planted acres for the crop from CCC-576, item 7F.
39	Calculate the intended acres by adding the following: <ul style="list-style-type: none"> <li>planted acres, item 37, plus</li> <li>approved prevented planted acres, item 38.</li> </ul>
40	Calculate the disaster level by multiplying the following: <ul style="list-style-type: none"> <li>result of item 39, times</li> <li>35 percent.</li> </ul>

**Completing CCC-576A-EZ, Manual Payment Calculations for NAP Yield Based Crops Without HMP, CMP, or DMP (Continued)**

**B Completing CCC-576A-EZ (Continued)**

Item	Instructions
41	<p>Calculate the prevented planted acres eligible for payment by subtracting the following:</p> <ul style="list-style-type: none"> <li>•*--prevented planted intended acres recorded in item 38, minus--*</li> <li>• disaster level determined in item 40.</li> </ul> <p><b>Note:</b> If CCC-576A-1 is used, enter eligible prevented planted acres for payment from CCC-576A-1, item 26. Refer to Exhibit 59.</p>
42	<p>Calculate the net production for payment by multiplying the following:</p> <ul style="list-style-type: none"> <li>• yield, item 36 times</li> <li>• eligible prevented planted acres in item 41, times.</li> </ul>
43	<p>Enter the payment rate for the specified crop, crop type, intended use and crushing district from NCT for the intended payment use in item 30 and organic status in item 34 according to paragraphs 55, 208, and 676.</p> <p><b>Note:</b> The organic market price can only be applied if the participant in item 3 has elected the organic option on CCC-471 and certified the organic status of the crop, crop type, and intended use on FSA-578.</p>
44	<p>Enter the prevented planting payment factor for the specific crop, crop type, and intended use from NCT that matches item 29.</p>
45	<p>Determine the calculated payment for each prevented planted line item by multiplying the following:</p> <ul style="list-style-type: none"> <li>• net production for payment, item 42, times</li> <li>• payment rate, item 43, times</li> <li>• payment factor, item 44, times</li> <li>• payment level , item 7, times</li> <li>• share, item 32.</li> </ul> <p>Round the result to whole dollars.</p>

**Completing CCC-576A-EZ, Manual Payment Calculations for NAP Yield Based Crops Without HMP, CMP, or DMP (Continued)**

**B Completing CCC-576A-EZ (Continued)**

<b>Part D – Payment Totals</b>	
<b>Item</b>	<b>Instructions</b>
46	Enter the total calculated payment on harvested and unharvested acres from item(s) 28. If negative, enter zero.
47	Enter the total calculated payment on prevented planted acres from item(s) 45. If negative, enter zero.
48	<p>Determine the total unit payment by adding the following:</p> <ul style="list-style-type: none"> <li>• item 46, plus</li> <li>• item 47.</li> </ul> <p><b>Note:</b> If a continuation page is needed to accommodate all acreage in the unit, ensure that the total in items 46 and 47 include the calculated payment amounts from item 28 and item 45 on the continuation page(s), plus the following, as applicable:</p> <ul style="list-style-type: none"> <li>• CCC-576C, item 33, <b>if</b> the harvested/unharvested total payment is being completed for a crop that also has a grazing final use for the pay group computed on CCC-576C, plus</li> <li>• CCC-576B, item 26, <b>if</b> the total payment is being calculated for Ginseng, Floriculture, and crops with the final use of “RS” or “SE”, if the calculation on CCC-576B resulted in a negative payment.</li> </ul> <p><b>Note:</b> If the total calculated harvested/unharvested payment resulted in a negative amount, the harvested/unharvested payment will be zero.</p>

# Completing CCC-576A-EZ, Manual Payment Calculations for NAP Yield Based Crops Without HMP, CMP, or DMP (Continued)

## C Example of CCC-576A-EZ

The following is an example of CCC-576A-EZ.

This form is available electronically.

<b>CCC-576A-EZ</b> (10-26-15)		U.S. DEPARTMENT OF AGRICULTURE Commodity Credit Corporation		1. State Code	2. County Code	3. Producer's Name	4. Crop Year
<b>2015 and Future Years</b> <b>NONINSURED CROP DISASTER ASSISTANCE PROGRAM</b> <b>MANUAL PAYMENT CALCULATION WORKSHEET</b> <b>Yield Based Crops Without HMP, CMP, or DMP</b>				5. Unit Number	6. Coverage Level	7. Payment Level	8. Crop Name
				9. Crop Code	10. Pay Crop Code	11. Pay Type Code	12. Planting Period

**PART A - HARVESTED ACRES (See Page 2 for additional entries)**

13. Crop Type	14. Intended Use	15. Crushing District	16. Share	17. Prac.	18. Organic Status	19. Native Sod	20. Acres	21. Yield	22. Production to Count	23. Disaster Level (Item 20 X Item 21 X Item 6)	24. Net Production for Payment (Item 23 minus Item 22)	25. Payment Rate	26. Payment Factor	27. Salvage Value	28. Calculated Payment (Item 24 X Item 25 X Item 26 X Item 7 X Item 10 minus Item 27)
												\$	1.0000	\$	\$
												\$	1.0000	\$	\$
												\$	1.0000	\$	\$
												\$	1.0000	\$	\$
												\$	1.0000	\$	\$

**PART B - UNHARVESTED ACRES (See Page 2 for additional entries)**

29. Crop Type	30. Intended Use	31. Crushing District	32. Share	33. Prac.	34. Organic Status	35. Native Sod	36. Yield	37. Planted Acres	38. Approved Prevented Planted Acres	39. Intended Acres (Item 37 plus Item 38)	40. Disaster Level (Item 39 X 35%)	41. Eligible Prevented Planted Acres (Item 39 minus Item 40)	42. Net Production for Payment (Item 36 X Item 41)	43. Payment Rate	44. Payment Factor	45. Calculated Payment (Item 42 X Item 43 X Item 44 X Item 32 X Item 7)
														\$		\$
														\$		\$
														\$		\$
														\$		\$
														\$		\$

**PART C - PREVENTED PLANTED ACRES (See Page 2 for additional entries)**

29. Crop Type	30. Intended Use	31. Crushing District	32. Share	33. Prac.	34. Organic Status	35. Native Sod	36. Yield	37. Planted Acres	38. Approved Prevented Planted Acres	39. Intended Acres (Item 37 plus Item 38)	40. Disaster Level (Item 39 X 35%)	41. Eligible Prevented Planted Acres (Item 39 minus Item 40)	42. Net Production for Payment (Item 36 X Item 41)	43. Payment Rate	44. Payment Factor	45. Calculated Payment (Item 42 X Item 43 X Item 44 X Item 32 X Item 7)
														\$		\$
														\$		\$
														\$		\$
														\$		\$
														\$		\$

**PART D - PAYMENT TOTALS**

46. Total Calculated Payment on Harvested and Unharvested Acres (Total of Item 28 (front and Page 2) for harvested and unharvested acres. If negative, enter zero.)	\$
47. Total Calculated Payment on Prevented Planted Acres (Total of Item 45 (front and Page 2) for prevented planted acres. If negative, enter zero.)	\$
48. Total Unit Payment (Sum of Items 46 and 47.)	\$



**Completing CCC-576A-EZ, Manual Payment Calculations for NAP Yield Based Crops Without HMP, CMP, or DMP (Continued)**

**C Example of CCC-576A-EZ, Page 2.**

CCC-576A-EZ (10-26-15)												Page 2				
49. Producer's Name						50. Crop Year		51. Unit No		52. Pay Crop Code		53. Pay Type Code		54. Planting Period		
<b>PART A - HARVESTED ACRES (See Page 2 for additional entries)</b>																
13. Crop Type	14. Intended Use	15. Crushing District	16. Share	17. Prac.	18. Organic Status	19. Native Sod	20. Acres	21. Yield	22. Production to Count	23. Disaster Level (Item 20 X Item 21 X Item 6)	24. Net Production for Payment (Item 23 minus Item 22)	25. Payment Rate	26. Payment Factor	27. Salvage Value	28. Calculated Payment (Item 24 X Item 25 X Item 26 X Item 7 X Item 16 minus Item 27)	
												\$	1.0000	\$	\$	
												\$	1.0000	\$	\$	
												\$	1.0000	\$	\$	
												\$	1.0000	\$	\$	
												\$	1.0000	\$	\$	
<b>PART B - UNHARVESTED ACRES (See Page 2 for additional entries)</b>																
												\$		\$	\$	
												\$		\$	\$	
												\$		\$	\$	
												\$		\$	\$	
												\$		\$	\$	
<b>PART C - PREVENTED PLANTED ACRES (See Page 2 for additional entries)</b>																
29. Crop Type	30. Intended Use	31. Crushing District	32. Share	33. Prac.	34. Organic Status	35. Native Sod	36. Yield	37. Planted Acres	38. Approved Prevented Planted Acres	39. Intended Acres (Item 37 plus Item 38)	40. Disaster Level (Item 39 X 35%)	41. Eligible Prevented Planted Acres (Item 36 minus Item 40)	42. Net Production for Payment (Item 36 X Item 41)	43. Payment Rate	44. Payment Factor	45. Calculated Payment (Item 42 X Item 43 X Item 44 X Item 32 X Item 7)
														\$		\$
														\$		\$
														\$		\$
														\$		\$
														\$		\$

# Completing CCC-576A-EZ Manual Payment Calculations for NAP Yield-Based Crops Without HMP, CMP, or DMP (Continued)

## D CCC-576A-EZ Example 1 with Harvested, Unharvested and Prevented Planted Acreages

This form is available electronically												EXAMPLE 1							
<b>CCC-576A-EZ</b> (10-26-15)								U.S. DEPARTMENT OF AGRICULTURE Commodity Credit Corporation				1. State Code 99		2. County Code 999		3. Producer's Name Any One Producer		4. Crop Year 2015	
2015 and Future Years <b>NONINSURED CROP DISASTER ASSISTANCE PROGRAM</b> <b>MANUAL PAYMENT CALCULATION WORKSHEET</b> Yield Based Crops Without HMP, CMP, or DMP								5. Unit Number 1111		6. Coverage Level 50%		7. Payment Level 55%		8. Crop Name Beans					
								9. Crop Code 0047		10. Pay Crop Code 0047		11. Pay Type Code 001		12. Planting Period 01					
<b>PART A - HARVESTED ACRES (See Page 2 for additional entries)</b>																			
13 Crop Type	14 Intended Use	15 Crushing District	16 Share	17 Prac.	18 Organic Status	19 Native Sod	20 Acres	21 Yield	22 Production to Count	23 Disaster Level (Item 20 X Item 21 X Item 6)	24 Net Production for Payment (Item 23 minus Item 22)	25 Payment Rate	26 Payment Factor	27 Salvage Value	28 Calculated Payment (Item 24 X Item 25 X Item 26 X Item 27 X Item 16 minus Item 27)				
GRN	PR	N/A	1.0000	I	C	N	40	2.9	26	58	32	\$ 235	1.0000	\$ 0	\$ 4,136				
												\$	1.0000	\$	\$				
												\$	1.0000	\$	\$				
												\$	1.0000	\$	\$				
												\$	1.0000	\$	\$				
<b>PART B - UNHARVESTED ACRES (See Page 2 for additional entries)</b>																			
GRN	PR	N/A	1.0000	I	C	N	40	2.9	0	58	58	\$ 235	.75	\$ 0	\$ 5,622				
												\$		\$	\$				
												\$		\$	\$				
												\$		\$	\$				
												\$		\$	\$				
<b>PART C - PREVENTED PLANTED ACRES (See Page 2 for additional entries)</b>																			
29 Crop Type	30 Intended Use	31 Crushing District	32 Share	33 Prac.	34 Organic Status	35 Native Sod	36 Yield	37 Planted Acres	38 Approved Prevented Planted Acres	39 Intended Acres (Item 37 plus Item 38)	40 Disaster Level (Item 39 X 35%)	41 Eligible Prevented Planted Acres (Item 38 minus Item 40)	42 Net Production for Payment (Item 36 X Item 41)	43 Payment Rate	44 Payment Factor	45 Calculated Payment (Item 42 X Item 43 X Item 44 X Item 32 X Item 7)			
GRN	PR	N/A	1.0000	I	C	N	2.9	80	80	160	56	24	69.6	\$ 235	.25	\$ 2,249			
													\$			\$			
													\$			\$			
													\$			\$			
													\$			\$			
<b>PART D - PAYMENT TOTALS</b>																			
46. Total Calculated Payment on Harvested and Unharvested Acres (Total of Item 28 (front and Page 2) for harvested and unharvested acres. If negative, enter zero.)														\$ 9,758					
47. Total Calculated Payment on Prevented Planted Acres (Total of Item 45 (front and Page 2) for prevented planted acres. If negative, enter zero.)														\$ 2,249					
48. Total Unit Payment (Sum of Items 46 and 47.)														\$ 12,007					

**Completing CCC-576A-EZ Manual Payment Calculations for NAP Yield-Based Crops Without HMP, CMP, or DMP (Continued)**

**D CCC-576A-EZ Example 1 with Harvested, Unharvested and Prevented Planted Acreages (Continued)**

CCC-576A-EZ (10-26-15)													Page 2			
49. Producer's Name					50. Crop Year			51. Unit No		52. Pay Crop Code		53. Pay Type Code		54. Planting Period		
<b>PART A - HARVESTED ACRES (See Page 2 for additional entries)</b>																
13. Crop Type	14. Intended Use	15. Crusting District	16. Share	17. Prac.	18. Organic Status	19. Native Sod	20. Acres	21. Yield	22. Production to Count	23. Disaster Level (item 20 X item 21 X item 23)	24. Net Production for Payment (item 23 minus item 22)	25. Payment Rate	26. Payment Factor	27. Salvage Value	28. Calculated Payment (item 24 X item 25 X item 26 X item 27 X item 10 minus item 27)	
												\$	1.0000	\$	\$	
												\$	1.0000	\$	\$	
												\$	1.0000	\$	\$	
												\$	1.0000	\$	\$	
												\$	1.0000	\$	\$	
<b>PART B - UNHARVESTED ACRES (See Page 2 for additional entries)</b>																
												\$		\$	\$	
												\$		\$	\$	
												\$		\$	\$	
												\$		\$	\$	
												\$		\$	\$	
<b>PART C - PREVENTED PLANTED ACRES (See Page 2 for additional entries)</b>																
29. Crop Type	30. Intended Use	31. Crusting District	32. Share	33. Prac.	34. Organic Status	35. Native Sod	36. Yield	37. Planted Acres	38. Approved Prevented Planted Acres	39. Intended Acres (item 37 plus item 38)	40. Disaster Level (item 39 X .55%)	41. Eligible Prevented Planted Acres (item 38 minus item 40)	42. Net Production for Payment (item 36 X item 41)	43. Payment Rate	44. Payment Factor	45. Calculated Payment (item 42 X item 43 X item 44 X item 32 X item 7)
														\$		\$
														\$		\$
														\$		\$
														\$		\$
														\$		\$

# Completing CCC-576A-EZ Manual Payment Calculations for NAP Yield-Based Crops Without HMP, CMP, or DMP (Continued)

## D CCC-576A-EZ Example 2 with Multiple Crop Types within a Pay Type Group

\*..

This form is available electronically.															
CCC-576A-EZ U.S. DEPARTMENT OF AGRICULTURE (10-26-15) Commodity Credit Corporation															
2015 and Future Years NONINSURED CROP DISASTER ASSISTANCE PROGRAM MANUAL PAYMENT CALCULATION WORKSHEET Yield Based Crops Without HMP, CMP, or DMP															
1. State Code	2. County Code	3. Producer's Name	4. Crop Year	5. Unit Number	6. Coverage Level	7. Payment Level	8. Crop Name	9. Crop Code	10. Pay Crop Code	11. Pay Type Code	12. Planting Period				
99	999	Any Two Producer	2015	2222	65	100	Grass/Mixed Forage	0102	0102	001	01				
<b>PART A - HARVESTED ACRES (See Page 2 for additional entries)</b>															
13. Crop Type	14. Intended Use	15. Cropping District	16. State	17. Prec.	18. Organic Status	19. Native Sod	20. Acres	21. Yield	22. Production to Count	23. Disaster Level (Item 21 x 27%)	24. Net Production for Prevention (Item 23 minus Item 22)	25. Payment Rate	26. Payment Factor	27. Salvage Value	28. Calculated Payment (Item 25 x Item 26 minus Item 27)
BAH	FG	N/A	100	N	C	N	160	3.16	170	328.64	158.64	\$106	1.0000	\$0	\$16816
BCM	FG	N/A	100	N	C	N	80	3.16	90	164.32	74.32	\$106	1.0000	\$0	\$7878
BCS	FG	N/A	100	N	C	N	80	3.16	240	164.32	-75.68	\$106	1.0000	\$0	\$-8022
BLG	FG	N/A	100	N	C	N	80	3.16	250	164.32	-85.68	\$106	1.0000	\$0	\$-9032
BLK	FG	N/A	100	N	C	N	40	3.16	35	82.16	47.16	\$106	1.0000	\$0	\$4999
<b>PART B - UNHARVESTED ACRES (See Page 2 for additional entries)</b>															
MSG	FG	N/T	100	N	C	N	200	1.33	50	172.9	122.9	\$106	.7	\$0	\$9119
														\$	\$
														\$	\$
														\$	\$
														\$	\$
														\$	\$
<b>PART C - PREVENTED PLANTED ACRES (See Page 2 for additional entries)</b>															
33. Crop Type	34. Intended Use	35. Cropping District	36. State	37. Prec.	38. Organic Status	39. Native Sod	40. Yield	41. Planted Acres	42. Approved Prevented Planted Acres	43. Disaster Level (Item 39 x 35%)	44. Eligible Prevented Planted Acres (Item 42 minus Item 43)	45. Net Production for Prevention (Item 44 x Item 41)	46. Payment Rate	47. Payment Factor	48. Calculated Payment (Item 45 x Item 46 minus Item 47)
															\$
															\$
															\$
															\$
															\$
															\$
<b>PART D - PAYMENT TOTALS</b>															
46. Total Calculated Payment on Harvested and Unharvested Acres (Total of Item 28 (front and Page 2) for harvested and unharvested acres. If negative, enter zero.)														\$45615	
47. Total Calculated Payment on Prevented Planted Acres (Total of Item 45 (front and Page 2) for prevented planted acres. If negative, enter zero.)														\$	
48. Total Unit Payment (Sum of Items 46 and 47.)														\$45615	

\*..



Completing CCC-576A-EZ Manual Payment Calculations for NAP Yield-Based Crops Without HMP, CMP, or DMP (Continued)

D CCC-576A-EZ Example 2 with Multiple Crop Types within a Pay Type Group  
(Continued)

\*--

CCC-576A-EZ (10-28-15)										Page 2						
49. Producer's Name Any Two Producer		50. Crop Year 2015		51. Unit No 2222		52. Pay Crop Code 102		53. Pay Type Code 001		54. Planting Period 01						
<b>PART A - HARVESTED ACRES (See Page 2 for additional entries)</b>																
13. Crop Type	14. Intended Use	15. Cushing District	16. Share	17. Prac.	18. Organic Status	19. Native Sod	20. Acres	21. Yield	22. Production to Count	23. Disaster Level (Item 20 x Item 21 x Item 6)	24. Net Production for Payment (Item 23 minus Item 22)	25. Payment Rate	26. Payment Factor	27. Salvage Value	28. Calculated Payment (Item 24 x Item 25 x Item 26 x Item 7 x Item 16 minus Item 27)	
IGS	FG	N/A	100	N	C	N	160	3.16	172	328.64	156.65	\$106	1.0000	\$0	\$15604	
MSG	FG	N/A	100	N	C	N	40	1.33	35	34.58	-42	\$106	1.0000	\$0	\$-45	
SSG	FG	N/A	100	N	C	N	80	3.16	95	164.32	69.32	\$106	1.0000	\$0	\$7348	
												\$	1.0000	\$	\$	
												\$	1.0000	\$	\$	
<b>PART B - UNHARVESTED ACRES (See Page 2 for additional entries)</b>																
												\$		\$	\$	
												\$		\$	\$	
												\$		\$	\$	
												\$		\$	\$	
												\$		\$	\$	
												\$		\$	\$	
<b>PART C - PREVENTED PLANTED ACRES (See Page 2 for additional entries)</b>																
29. Crop Type	30. Intended Use	31. Cushing District	32. Share	33. Prac.	34. Organic Status	35. Native Sod	36. Yield	37. Planted Acres	38. Approved Prevented Planted Acres	39. Insured Acres (Item 37 plus Item 38)	40. Disaster Level (Item 38 x 39%)	41. Eligible Prevented Planted Acres (Item 39 minus Item 40)	42. Net Production for Payment (Item 36 x Item 41)	43. Payment Rate	44. Payment Factor	45. Calculated Payment (Item 42 x Item 43 x Item 44 x Item 32 x Item 7)
														\$		\$
														\$		\$
														\$		\$
														\$		\$
														\$		\$
														\$		\$

--\*



**Instructions for Completing CCC-576A, Manual Payment Calculations for NAP Yield Based Crops With Multiple Markets and/or Multiple Final Uses**

**A Introduction**

CCC-576A is used:

- for yield-based crops only
- to determine whether a specific type and final use of a crop has suffered a qualifying loss for payment
- for harvested, unharvested, and prevented planted acreage
- for crops with multiple markets (direct and/or indirect) and/or multiple final uses (FH, PR, \* \* \*.)

**Note:** For prevented planted acreage, CCC-576A-1 must be completed prior to completing CCC-576A if there are multiple crop types, practices, organic status or native sod status for the crop.

Complete a separate section entry on CCC-576A for each crop type and final use for the crop (pay group) for the producer's unit. All acres and production must be accounted for from all types included in the pay group for the crop.

**Completing CCC-576A, Manual Payment Calculations for NAP Yield Based Crops With Multiple Markets and/or Multiple Final Use (Continued)**

**B Completing CCC-576A**

Follow the instructions in this table to complete CCC-576A.

**Note:** Unless otherwise specified, all calculations should be rounded to 2 decimal places.

Item	Instructions
1 and 2	Enter the State and county code from CCC-576, item 4.
3	Enter the producer's name from CCC-576, item 3.
4	Enter the crop year from CCC-576, item 2.
5	Enter the unit number for the producer and crop from CCC-576, item 7B or 8B; as applicable.
6	Enter the elected coverage level, (.50, .55, .60 or .65) from CCC-471, item 14.
7	Enter the payment level, (.55 or 1.00) from CCC-471, item 14.
8	Enter the crop name from CCC-576, item 6A.
9	Enter the crop code according to 1-NAP (Rev 2).
10	Enter the pay crop code from CCC-576, item 14 for the crop, crop type, final use, and practice. See paragraph 200 for additional information on payment groupings.
11	Enter the pay type code from CCC-576, item 15 for the crop, crop type, final use, and practice. See paragraph 200 for additional information on payment groupings.
12	Enter the planting period for the crop and crop type from CCC-576, item 16.
<b>Part A - Items 13 through 39 – Harvested and Unharvested Acreage Only</b>	
13	Enter the crop type abbreviation for the crop from CCC-576, item 17.
14	Enter the intended use for the crop from CCC-576, item 26.  <b>Note:</b> If there are two or more intended uses listed for reported planted acres on the FSA-578 for the crop type, complete separate sections in Part A for each intended use.
15	Enter the crushing district from CCC-576, item 18, if applicable.
16	Enter the producer's share from CCC-576, item 19, for the crop type. Enter up to 4 decimal places.
17	Enter the practice from CCC-576, item 21, for the crop type and intended use.  <b>Note:</b> Separate section entries in Part A must be completed if the producer has both irrigated and nonirrigated acres.
18	Enter the stage code from CCC-576, item 22 (i.e., H and/or UH).  <b>Note:</b> Separate section entries in Part A must be completed if the producer has both harvested and unharvested acreage. Use Part B for prevented planting acreage
19	Enter the organic status code from CCC-576, item 23.  <b>Note:</b> Separate section entries in Part A must be completed for conventional, transitional, and organic acreage.



**Completing CCC-576A, Manual Payment Calculations for NAP Yield Based Crops With Multiple Markets and/or Multiple Final Uses (Continued)**

**B Completing CCC-576A (Continued)**

Item	Instructions
20	Enter the Native Sod indicator as “Y” or “N” according to paragraph 379 and CCC-576, Parts D and G.
21	<p>Enter the eligible planted acres for the crop from CCC-576, item 20, by intended use, practice, planting period, stage, organic status, and native sod status.</p> <p>If the producer has a unit relationship where the shares differ, then ensure that the acres entered are the total planted acres which correspond to the share in item 16.</p> <p><b>Example:</b> Producer A and Owner B share in the acreage on 2 farms. On 1 farm, the shares for corn are 60/40. On the other farm, the shares are 50/50. Separate section entries in Part A must be completed for the acres attributable to each share relationship.</p>
22	Enter the producer’s approved yield from the CCC-452 by intended use, practice, planting period, organic status, and native sod status for the crop and crop type according to paragraph 400.
23	For crops having buy-up coverage elected with the HMP option, enter the HMP/CMP from CCC-575, item 30, for the crop in item 8 and crop type in item 13 according to paragraph 203. If no HMP/CMP, leave blank and go to item 24.
24	For crops having buy-up coverage elected with the DMP option, enter the DMP from CCC-575, item 55, for the crop in item 8 and crop type in item 13, according to paragraph 207. If no DMP, leave blank and go to item 25.
25	<p>Enter the final use from the CCC-576, item 27, for each crop type with the same intended use as CCC-576, item 26.</p> <p><b>Notes:</b> If the stage code is UH on CCC-576, item 22, the final use equals the intended use in item 14.</p> <p>If the crop has multiple final uses, indicate each final use on a separate line within the block.</p> <p>If the crop has buy-up coverage elected with the HMP option, and HMP/CMP is greater than 0, indicate each marketing use on a separate line within the block.</p>
26	Enter the unit of measure recorded in NCT which is associated with the final use in item 25.


**Completing CCC-576A, Manual Payment Calculations for NAP Yield Based Crops With Multiple Markets and/or Multiple Final Use (Continued)**

**B Completing CCC-576A (Continued)**

Item	Instructions	
27	<b>Note:</b> If actual production is commingled, refer to paragraph 606. Determine the net production for the producer by completing the following.	
	<b>IF COC has...</b>	<b>THEN determine the producer's net production by completing the following...</b>
	adjusted production to the producer's actual production	<ul style="list-style-type: none"> <li>• COC-adjusted production for the unit from CCC-576, item 30, minus</li> <li>• production not to count for the unit from CCC-576, item 29.</li> </ul>
	assigned production to the producer's actual production	<ul style="list-style-type: none"> <li>• actual production for the unit from CCC-576, item 24, plus</li> <li>• COC-assigned production for the unit from CCC-576, item 30, minus</li> <li>• production not to count for the unit from CCC-576, item 29.</li> </ul>
	not adjusted or assigned production	<ul style="list-style-type: none"> <li>• actual production for the unit from CCC-576, item 24, minus</li> <li>• production not to count for the unit from CCC-576, item 29.</li> </ul>
28	Enter the unit of measure recorded in NCT associated with the intended use in item 14.	
29	*--Applicable <b>only</b> to crops with final uses of FH and PR. For all other final use--* crops skip to item 30.	
	Determine the applicable NCT average market price for the final use as follows...	
	<b>IF the intended use unit of measure in item 28 is...</b>	<b>THEN...</b>
	the same as the final use unit of measure in item 26	enter the NCT average market price for the final use in item 25.
	different from the final use unit of measure in item 26	enter the NCT average market price for the final use in item 25 converted to the intended use unit of measure in item 28. See subparagraph E for the NCT price conversion.  <b>Note:</b> This converted price is used to determine which use is the highest value crop. When applicable, this converted price is also used in item 36 as the payment rate.

**Completing CCC-576A, Manual Payment Calculations for NAP Yield Based Crops With Multiple Markets and/or Multiple Final Use (Continued)**

**B Completing CCC-576A (Continued)**

Item	Instructions	
30	Determine the net production for the crop, crop type and intended use as follows:	
	<b>IF the intended use unit of measure in item 28 is...</b>	<b>THEN...</b>
	the same as the final use in item 26	enter the net production from item 27.
	different from the final use in item 26	enter the net production from item 27 converted to the unit of measure for the intended use in item 28.  <b>Notes:</b> Ensure forage crops have been converted to a dry matter basis.  See subparagraph D for the unit of measure conversion.
	<b>STOP: If there are multiple final uses on CCC-576 for the same crop and crop type, repeat steps 25 through 30 before continuing to item 31.</b>	

**Completing CCC-576A, Manual Payment Calculations for NAP Yield Based Crops With Multiple Markets and/or Multiple Final Use (Continued)**

**B Completing CCC-576A (Continued)**

Item	Instructions	
31	<b>If the intended use in item 14 is...</b>	<b>THEN...</b>
	*--not FH or PR	the final payment use is the same as item 14.
	FH or PR and the final use in item 25 is the same as the intended use for all of the production in item 27	
	FH or PR and the final use in--* item 25 is different from the intended use for some or all of the production in item 27 with records of production kept separate for each final use	compare the NCT price for the intended use in item 14 with the NCT prices in item 29.  Continue with the following step:
	<b>IF the NCT price for the intended use in item 14 is...</b>	<b>THEN...</b>
	not the highest value	item 31 is equal to the intended use in item 14. Continue to step 32.
	the highest value	continue with the following step:
	determine the percentage of production for each final use by dividing the net production of each final use in item 30 by the total production.  <b>Example:</b> Harvested Production – 12,000 lbs. (Fresh) Harvested Production – <u>10,000</u> lbs. (Processed) Total Production           22,000 lbs <ul style="list-style-type: none"> <li>Fresh Production = 54.55%</li> <li>Processed Production = 45.45%</li> </ul> Continue with the following step:	
	<b>IF 50% or more of the total production in item 30 is attributed to the...</b>	<b>THEN the final payment use is...</b>
	highest value use	the highest value use for all final uses in item 25.
	lower value use with an HMP/CMP in item 23 of less than 50% for the highest value use	both the highest value intended use and the lower intended use in item 25.
	lower value use with an HMP/CMP in item 23 of 50% or more for the highest value use	the highest value use for all final uses in item 25.
	lower value use (with no HMP/CMP)	the lower value use.

**Completing CCC-576A, Manual Payment Calculations for NAP Yield Based Crops With Multiple Markets and/or Multiple Final Use (Continued)**

**B Completing CCC-576A (Continued)**

Item	Instructions			
31 (cont.)	<b>IF the intended use in item 14 is...</b>		<b>THEN...</b>	
	*--FH or PR and the final use in--* item 25 is different from the intended use for some or all of the production in item 27 with records of production <b>not</b> kept separate		the final payment use is the lower value use.	
32	Item is pre-filled as follows:  <ul style="list-style-type: none"><li>• D – Direct Market</li><li>• I – Indirect Market.</li></ul>			
<b>Notes:</b> If there is more than one final payment use in item 31, all final payment uses must be taken into account when completing item 33.  Round all production using the expressed UOM associated with the final payment use in item 31, according to paragraph 2.				
33		<b>AND the Final Payment Use/Uses in Item 31...</b>	<b>THEN production shall be designated as...</b>	<b>AND production to count equals the sum of all production in...</b>
	DMP is not elected	has only one final payment use	<b>I</b>	item 30.
		are the same	<b>I</b> with all production recorded on one line	item 30.
		are not the same and HMP is elected	<b>I</b> for each final payment use in item 31	item 30 times the applicable HMP in item 23.  <b>Note:</b> The total production for all final payment uses in item 31 will equal the sum of the production in item 30.

**Completing CCC-576A, Manual Payment Calculations for NAP Yield Based Crops With Multiple Markets and/or Multiple Final Use (Continued)**

**B Completing CCC-576A (Continued)**

Item	Instructions			
33 (cont.)	<b>IF...</b>	<b>AND the Final Payment Use/Uses in Item 31...</b>	<b>THEN production shall be designated as...</b>	<b>AND production to count equals the sum of all production in...</b>
	DMP is elected	has only one final payment use and matches the intended use in item 14	<b>D and I</b>	item 30 times the applicable market percentage in item 24.
		has only one final payment use and does not match the intended use in item 14	<b>I</b>	item 30 with no DMP applied.
		are the same and matches the intended use in item 14	<b>D and I</b>	item 30 times the applicable market percentage in item 24.
		are the same and does not match the intended use in item 14	<b>I</b> with all production recorded on one line.	
		are not the same	<b>D and I</b> for the final payment use in item 31 that matches the intended use in item 14	item 30 times the applicable: <ul style="list-style-type: none"> <li>• HMP in item 23 that matches the final payment use in item 31; times</li> <li>• marketing percentage in item 24.</li> </ul>
			<b>I</b> for the final payment use in item 31 that does not match the intended use in item 14	item 30 times the applicable HMP in item 23 that matches the final payment use in item 31.

**Completing CCC-576A, Manual Payment Calculations for NAP Yield Based Crops With Multiple Markets and/or Multiple Final Use (Continued)**

**B Completing CCC-576A (Continued)**

Item	Instructions																		
34	Calculate the disaster level by multiplying the following: <ul style="list-style-type: none"> <li>• acres, item 21 times</li> <li>• yield, item 22 times</li> <li>• HMP/CMP, item 23, (if applicable) for the final payment use in item 31, times</li> <li>• DMP item 24, (if applicable) if item 31 equals FH, times</li> <li>• coverage level, item 6.</li> </ul> <p><b>Note:</b> Round to the expressed UOM associated with the final payment use in item 31, according to paragraph 2.</p>																		
35	Determine the net production by subtracting the following: <ul style="list-style-type: none"> <li>• total disaster level in item 34, minus</li> <li>• net production in item 33.</li> </ul> <p><b>Note:</b> Round to the expressed UOM associated with the final payment use in item 31, according to paragraph 2.</p>																		
36	Determine the payment rate as follows: <p><b>Notes:</b> The organic market price is only applicable if the status in item 19 is “O”.</p> <p>The direct market price is only applicable if item 24 is completed according to paragraph 207.</p> <table> <tr> <th>IF the intended use in item 14 is...</th><th colspan="2">THEN use the...</th></tr> <tr> <td>*--not FH or PR</td><td colspan="2">NCT price for the specified crop, crop type, intended use, and coverage option (i.e., organic market or average market price) for the final payment use in item 31 according to paragraphs 55, 207, 208, and 676.</td></tr> <tr> <td rowspan="5">FH and/or PR--*</td><td colspan="2">NCT price from item 29 unless the organic market or direct market option apply.</td></tr> <tr> <th>IF...</th><th>THEN use the higher of the...</th></tr> <tr> <td>organic market option applies</td><td>           NCT average market price or the organic market price.   <b>Note:</b> If necessary, convert the NCT price to the UOM in item 28. See subparagraph E for the NCT price conversion.         </td></tr> <tr> <td>direct market option applies</td><td>NCT average market price or the direct market price.</td></tr> <tr> <td>both the organic market option and direct market option apply</td><td>NCT average market price, direct market price, or the organic market price.</td></tr> </table>		IF the intended use in item 14 is...	THEN use the...		*--not FH or PR	NCT price for the specified crop, crop type, intended use, and coverage option (i.e., organic market or average market price) for the final payment use in item 31 according to paragraphs 55, 207, 208, and 676.		FH and/or PR--*	NCT price from item 29 unless the organic market or direct market option apply.		IF...	THEN use the higher of the...	organic market option applies	NCT average market price or the organic market price.  <b>Note:</b> If necessary, convert the NCT price to the UOM in item 28. See subparagraph E for the NCT price conversion.	direct market option applies	NCT average market price or the direct market price.	both the organic market option and direct market option apply	NCT average market price, direct market price, or the organic market price.
IF the intended use in item 14 is...	THEN use the...																		
*--not FH or PR	NCT price for the specified crop, crop type, intended use, and coverage option (i.e., organic market or average market price) for the final payment use in item 31 according to paragraphs 55, 207, 208, and 676.																		
FH and/or PR--*	NCT price from item 29 unless the organic market or direct market option apply.																		
	IF...	THEN use the higher of the...																	
	organic market option applies	NCT average market price or the organic market price.  <b>Note:</b> If necessary, convert the NCT price to the UOM in item 28. See subparagraph E for the NCT price conversion.																	
	direct market option applies	NCT average market price or the direct market price.																	
	both the organic market option and direct market option apply	NCT average market price, direct market price, or the organic market price.																	

**Completing CCC-576A, Manual Payment Calculations for NAP Yield Based Crops With Multiple Markets and/or Multiple Final Use (Continued)**

**B Completing CCC-576A (Continued)**

Item	Instructions												
37	Enter the payment factor for the applicable crop, crop type, and stage as follows:												
	<table border="1"> <thead> <tr> <th>IF the acreage was recorded as...</th><th>AND the result of item 35 is...</th><th>THEN enter...</th></tr> </thead> <tbody> <tr> <td>harvested in item 18</td><td></td><td>1.0000 as the payment factor.</td></tr> <tr> <td>unharvested in item 18</td><td>greater than or equal to zero</td><td>the payment factor for the crop code, crop type, and intended use from the NCT that matches item 14.</td></tr> <tr> <td></td><td>negative</td><td>1.0000 as the payment factor.</td></tr> </tbody> </table>	IF the acreage was recorded as...	AND the result of item 35 is...	THEN enter...	harvested in item 18		1.0000 as the payment factor.	unharvested in item 18	greater than or equal to zero	the payment factor for the crop code, crop type, and intended use from the NCT that matches item 14.		negative	1.0000 as the payment factor.
IF the acreage was recorded as...	AND the result of item 35 is...	THEN enter...											
harvested in item 18		1.0000 as the payment factor.											
unharvested in item 18	greater than or equal to zero	the payment factor for the crop code, crop type, and intended use from the NCT that matches item 14.											
	negative	1.0000 as the payment factor.											
38	<p>*--Enter the sum of the following:</p> <ul style="list-style-type: none"> <li>secondary use for the unit from CCC-576, item 28, plus</li> <li>salvage value for the unit from CCC-576, item 31, times</li> <li>CMP percentage in item 24, if applicable according to paragraph 207.--*</li> </ul>												
39	<p>Determine the calculated payment for each harvested and unharvested line item(s) by completing the following:</p> <ul style="list-style-type: none"> <li>net production for payment, item 35, times</li> <li>payment rate, item 36, times</li> <li>payment factor, item 37, times</li> <li>payment level, item 7, minus</li> <li>salvage value and/or secondary use, item 38, times</li> <li>share, item 16.</li> </ul> <p>Round the result to whole dollars.</p> <p><b>Note:</b> If the result is negative, enter a negative dollar amount in this field.</p>												
<b>Part B - Items 40 through 59 – Prevented Planted Acreage Only</b>													
<b>Note:</b>	CCC-576A-1 must be used when there are multiple crop types within a pay group with prevented planting acreage. Refer to paragraph 378 and Exhibit 39.												
40	Enter the crop type abbreviation for the crop from CCC-576, item 17.												
41	<p>Enter the intended use for the crop type from CCC-576, item 26.</p> <p><b>Note:</b> If there are two or more intended uses listed on the FSA-578 for the crop type, complete a separate CCC-576A, Part B, for each intended use.</p>												
42	Enter the crushing district from CCC-576, item 18, if applicable or N/A.												
43	Enter the producer's share from CCC-576, item 19, for the crop type. Enter up to 4 decimal places.												
44	<p>Enter the practice from CCC-576, item 21, for the crop type and intended use.</p> <p><b>Note:</b> A separate CCC-576A, Part B, must be completed if the producer has both irrigated and nonirrigated acres.</p>												
45	Stage is P, prevented planting.												
46	<p>Enter the organic status code from CCC-576, item 23.</p> <p><b>Note:</b> A separate CCC-576A, Part B, must be completed for conventional, transitional, and organic acreage.</p>												



**Completing CCC-576A, Manual Payment Calculations for NAP Yield Based Crops With Multiple Markets and/or Multiple Final Use (Continued)**

**B Completing CCC-576A (Continued)**

Item	Instructions								
47	Enter the Native Sod indicator as “Y” or “N” according to Exhibit 41, item 6, and Exhibit 53, Parts D and G.								
48	Enter the producer’s approved yield from the CCC-452 by intended use, practice, planting period, organic status, and native sod status for the crop and crop type according to paragraph 400.								
49	Enter the DMP from CCC-575, item 55, for the same crop in item 8, crop type in item 40, and intended use in item 41. If no DMP, leave blank and go to item 50.								
<b>Note: If CCC-576A-1 is used, items 50-53 shall be left blank.</b>									
50	Enter the total planted acres for the crop and crop type from CCC-576, item 7D.  <b>Note:</b> Planted acres must be the total planted acres for all crop types, organic status, and shares for the planting period in the payment grouping.								
51	Enter the approved prevented planted acres for the crop from CCC-576, item 7F.								
52	Calculate the intended acres by adding the following: <ul style="list-style-type: none"> <li>planted acres, item 50, plus</li> <li>prevented planted acres, item 51.</li> </ul>								
53	Calculate the disaster level by multiplying the following: <ul style="list-style-type: none"> <li>result of item 52, times</li> <li>35 percent.</li> </ul>								
54	Calculate the eligible prevented planted acres by subtracting the following: <ul style="list-style-type: none"> <li>prevented planted acres recorded in item 51, minus</li> <li>disaster level determined in item 53.</li> </ul> <p><b>*--Note:</b> If CCC-576A-1 is used, enter eligible prevented planted acres for payment from CCC-576A-1, item 26. Refer to paragraph 378, Exhibit 39 and Exhibit 57.--*</p>								
55	Item is pre-filled as follows: <table border="1" data-bbox="321 1507 1464 1724"> <thead> <tr> <th>IF DMP is elected and the intended use in item 41:</th><th>THEN the indicator is...</th></tr> </thead> <tbody> <tr> <td>equals the DMP intended use</td><td>D – Direct Market.</td></tr> <tr> <td>does not equal the DMP intended use</td><td>I – Indirect.</td></tr> <tr> <td>IF DMP is not elected</td><td>I – Indirect.</td></tr> </tbody> </table>	IF DMP is elected and the intended use in item 41:	THEN the indicator is...	equals the DMP intended use	D – Direct Market.	does not equal the DMP intended use	I – Indirect.	IF DMP is not elected	I – Indirect.
IF DMP is elected and the intended use in item 41:	THEN the indicator is...								
equals the DMP intended use	D – Direct Market.								
does not equal the DMP intended use	I – Indirect.								
IF DMP is not elected	I – Indirect.								
56	Calculate the net production for payment by multiplying the following: <ul style="list-style-type: none"> <li>yield, item 48 times</li> <li>eligible prevented planted acres in item 54, times</li> <li>DMP percentage in item 49, if applicable according to paragraph 207.</li> </ul>								

**Completing CCC-576A, Manual Payment Calculations for NAP Yield Based Crops With Multiple Markets and/or Multiple Final Use (Continued)**

**B Completing CCC-576A (Continued)**

Item	Instructions		
57	Determine the payment rate as follows:		
	*--Notes: The organic market price is only applicable if the status in item 46 is--* “O”.		
	The direct market price is only applicable if item 46 is completed according to paragraph 207.		
	IF the intended use in item 14 is...	THEN use the...	
	*--not FH or PR	NCT price for the specified crop, crop type, intended use, crushing district for the intended use in item 41, and organic status in item 46 according to paragraphs 55, 207, 208, and 676.	
	FH or PR--*	NCT price for the specified crop, crop type, intended use, and crushing district for the intended use in item 41 according to paragraphs 55, 207, 208, and 676, unless the organic status or direct market option applies.	
		IF...	THEN use the higher of the...
the organic status in item 46 is “O”		NCT average market price or the organic market price.  Note: If necessary, convert the NCT price to the UOM in item 28. See subparagraph E for the NCT price conversion.	
the direct market option applies		NCT average market price or the direct market price.	
	the organic status in item 46 is “O” and direct market option applies	NCT average market price, direct market price, or the organic market price.	
58	Enter the prevented planting payment factor for the specific crop, crop type, intended use from the NCT that matches item 41.		

**Completing CCC-576A, Manual Payment Calculations for NAP Yield Based Crops With Multiple Markets and/or Multiple Final Use (Continued)**

**B Completing CCC-576A (Continued)**

Item	Instructions
59	<p>Determine the calculated payment for each prevented planted line item by multiplying the following:</p> <ul style="list-style-type: none"> <li>• *--net production for payment, item 56, times--*</li> <li>• payment rate, item 57, times</li> <li>• payment factor, item 58, times</li> <li>• payment level , item 7, times</li> <li>• share, item 43.</li> </ul> <p>Round the result to whole dollars.</p>
<b>Part C – Payment Totals</b>	
60	Enter the total calculated payment on harvested and unharvested acres from item(s) 39. If negative, enter zero.
61	Enter the total calculated payment on prevented planted acres from item(s) 59. If negative, enter zero.
62	<p>Determine the total unit payment by adding the following:</p> <ul style="list-style-type: none"> <li>• item 60, plus</li> <li>• item 61.</li> </ul> <p><b>Notes:</b> If a continuation page is needed to accommodate all acreage in the unit, ensure that the total in items 60 and 61 include the calculated payment amounts from</p> <p style="padding-left: 40px;">*--item 39 and item 59 on the continuation page(s), plus if the harvested/unharvested total payment is being completed for a crop that also has a grazing final use for the pay group computed on CCC-576C, include the calculated payment amount from CCC-576C, item 33.--*</p> <p style="text-align: center;">***</p> <p>If the total calculated harvested/unharvested payment resulted in a negative amount, the harvested/unharvested payment will be zero.</p>

# Completing CCC-576A, Manual Payment Calculations for NAP Yield Based Crops With Multiple Markets and/or Multiple Final Use (Continued)

## C Example of CCC-576A

The following is an example of CCC-576A.

This form is available electronically.															
<b>CCC-576A</b> (10-19-15)															
U.S. DEPARTMENT OF AGRICULTURE Commodity Credit Corporation															
2015 and Future Years <b>NONINSURED CROP DISASTER ASSISTANCE PROGRAM</b> <b>MANUAL PAYMENT CALCULATION WORKSHEET</b> <b>Yield Based Crops</b>															
1. State Code		2. County Code		3. Producer's Name				4. Crop Year							
5. Unit Number		6. Coverage Level		7. Payment Level				8. Crop Name							
9. Crop Code		10. Pay Crop Code		11. Pay Type Code				12. Planting Period							
<b>PART A - HARVESTED AND UNHARVESTED ACRES</b>															
SECTION	13. Crop Type	14. Intended Use	15. Crushing District	16. Share	17. Practice	18. Stage	19. Organic Status	20. Native Sod	21. Acres	22. Yield	23. HMP/CMP		24. DMP		
											FR	PR	JU	Direct	Indirect
	25. Final Use	26. Final Use Unit of Measure	27. Net Production	28. Intended Use Unit of Measure	29. NCT Price by Intended Use Unit of Measure	30. Net Production by Intended Use Unit of Measure	31. Final Payment Use	32. Final Market Use	33. Production to Count	34. Disaster Level by Payment Use	35. Net Production for Payment	36. Payment Rate	37. Payment Factor	38. Salvage Value	39. Calculated Payment
SECTION	13. Crop Type	14. Intended Use	15. Crushing District	16. Share	17. Practice	18. Stage	19. Organic Status	20. Native Sod	21. Acres	22. Yield	23. HMP/CMP		24. DMP		
											FR	PR	JU	Direct	Indirect
	25. Final Use	26. Final Use Unit of Measure	27. Net Production	28. Intended Use Unit of Measure	29. NCT Price by Intended Use Unit of Measure	30. Net Production by Intended Use Unit of Measure	31. Final Payment Use	32. Final Market Use	33. Production to Count	34. Disaster Level by Payment Use	35. Net Production for Payment	36. Payment Rate	37. Payment Factor	38. Salvage Value	39. Calculated Payment
<b>PART B - PREVENTED PLANTED ACRES</b>															
40. Crop Type	41. Intended Use	42. Crushing District	43. Share	44. Practice	45. Stage	46. Organic Status	47. Native Sod	48. Yield	49. DMP						
										Direct	Indirect				
50. Planted Acres	51. Approved Prevented Planted Acres	52. Intended Acres	53. Disaster Level	54. Eligible Prevented Planted Acres	55. Final Market Use	56. Net Production for Payment	57. Payment Rate	58. Payment Factor	59. Calculated Payment						
<b>PART C - PAYMENT TOTALS</b>															
60. Total Calculated Payment on Harvested and Unharvested Acres (Total of Item(s) 39 for harvested and unharvested acres. If negative, enter zero).											\$				
61. Total Calculated Payment on Prevented Planted Acres (Total of Item(s) 59 for prevented planted acres. If negative, enter zero).											\$				
62. Total Unit Payment (Sum of Items 60 and 61).											\$				

**Completing CCC-576A, Manual Payment Calculations for NAP Yield Based Crops With Multiple Markets and/or Multiple Final Use (Continued)**

**\*--D Conversion Charts**

<b>Unit of Measure Conversions</b>			<b>NCT Price Conversions</b>		
Units of measure should be converted to the same unit of measure as the intended use. Complete conversions according to the following:			When the final use is different than the intended use and the NCT price must be converted to the same unit of measure, use the following conversions:		
<b>To Convert</b>	<b>To</b>	<b>Multiply by</b>	<b>To Convert</b>	<b>To</b>	<b>Divide NCT price by</b>
Tons	Hundredweight	20	\$/Tons	\$/Hundredweight	20
Hundredweight	Pounds	100	\$/Hundredweight	\$/Pounds	100
Tons	Pounds	2000	\$/Tons	\$/Pounds	2000
<b>To Convert</b>	<b>To</b>	<b>Divide by</b>	<b>To Convert</b>	<b>To</b>	<b>Multiply NCT price by</b>
Hundredweight	Tons	20	\$/Hundredweight	\$/Tons	20
Pounds	Hundredweight	100	\$/Pounds	\$/Hundredweight	100
Pounds	Tons	2000	\$/Pounds	\$/Tons	2000
For bushel, container, and other nonstandard units of measure, use the conversion to pounds from the NCT.			For converting price per bushel, container, and other nonstandard units of measure, use the price conversion to pounds per bushel, container or other nonstandard unit of measure from the NCT.		

--\*



**Completing CCC-576A, Manual Payment Calculations for NAP Yield Based Crops With Multiple Markets and/or Multiple Final Use (Continued)**

**E Overview for Examples for Using CCC-576A Manual Payment Calculations for NAP Yield-Based Crops With Buy-Up Options**

The examples provided in this exhibit are scenarios for the use of HMP/CMP and/or DMP and routine buy-up payment calculations.

**F Basic Crop Information Used for the Examples Included in This Exhibit**

Basic Crop Information													
Crop	Crop Type	Pay Crop Code	Pay Type Code	Intended Use	Practice	Unit of Measure	Average Market Price	Direct Market Price	Approved Yield	UH Factor	PP Factor	Final Planting Date	Normal Harvest Date
BEANS	GRN	0047	001	FH	I	CWT	\$ 48	\$ 60	45	.75	.25	6/20	9/20
BEANS	GRN	0047	001	FH		CWT	\$ 48		40	.75	.25	6/20	9/20
BEANS	GRN	0047	001	PR	I	TON	\$ 235		2.9	.75	.25	6/20	10/10
BEANS	GRN	0047	001	PR	N	TON	\$ 235		2.6	.75	.25	6/20	10/10
BEANS	GRN	0047	001	FH	N – Native	CWT	\$48	\$60	22.75	.75	.25	6/20	9/20
BEANS	GRN	0047	001	PR	N- Native	TON	\$235		1.69	.75	.25	6/20	10/10
BEANS	GRN	0047	001	FH	N –Organic	CWT	\$65		35	.75	.25	6/20	9/20
BEANS	GRN	0047	001	PR	N- Organic	TON	\$250		2.5	.75	.25	6/20	10/10
BEANS	WAX	0047	001	FH	I	CWT	\$ 56		38	.75	.25	6/20	9/20
BEANS	WAX	0047	001	FH	N	CWT	\$ 56		35	.75	.25	6/20	9/20
BEANS	WAX	0047	001	PR	I	TON	\$ 260		1.9	.75	.25	6/20	10/10
BEANS	WAX	0047	001	PR	N	TON	\$ 260		1.6	.75	.25	6/20	10/10
BEANS	GRN	0047	001	PR	I	TON	\$ 235		3.1	.75	.25	8/10	10/20
BEANS	GRN	0047	001	PR	N	TON	\$ 235		2.7	.75	.25	8/10	10/20
CHERRIES	SWT	0128	002	FH	N	LBS	\$1.18	\$2.50	5720	.50	N/A	N/A	8/01
CHERRIES	SWT	0128	002	PR	N	TON	\$802.78		2.86	.80	N/A	N/A	8/01
APPLES	COM	0054	001	FH	N	BU	\$12.50	\$15.00	798	.75	N/A	N/A	11/14
APPLES	COM	0054	001	PR	N	BU	\$4.82		798	.75	N/A	N/A	11/14
GRASS	NAG	0102	001	FG	N	TON	\$95.00		1.47	.86	N/A	N/A	10/30
GRASS	WCR	0102	001	FG	N	TON	\$95.00		2.40	.86	N/A	N/A	10/30
MIXED FORAGE	IGS	0102	001	FG	N	TON	\$95.00		2.18	.86	N/A	N/A	10/30
POTATOES	WHT	0084	001	FH	I	CWT	\$12.50		385	.84	.32	5/31/2015	10/15
POTATOES	WHT	0084	001	PR	I	CWT	\$13.10		385	.84	.20	5/31/2015	10/15
SUGAR BEETS		0039	001	PR	I	TON	\$65.00		25	.91	.51	5/31/2015	11/15

**Completing CCC-576A, Manual Payment Calculations for NAP Yield Based Crops With Multiple Markets and/or Multiple Final Use (Continued)**

**G Example 1 – Sweet Cherries – Unit 385, without HMP/CMP with DMP**

Options selected on CCC-471		FSA-578 Information				CCC-576 Information		
Crop	Intended Use	Crop Type	Intended Use	Practice	Acres	Final Use	Stage	Production to Count
Cherries	FH	SWT	FH	I	20.00	FH	H	12,000 lbs.
<b>Pay Crop Code</b>	<b>Pay Type Code</b>					PR	H	5 ton
0128	002							
<b>Coverage Level</b>	<b>Payment Level</b>	<b>Share</b>						
65%	100%	1.0000						
<b>HMP/CMP</b>	<b>DMP</b>							
N/A	Y							
<b>CCC-575 Information</b>								
<b>HMP/CMP</b>		<b>DMP</b>						
Use	Percentage	Direct	Indirect					
FH	n/a	75%	25%					
PR	n/a							
JU-	n/a							
<b>Considerations:</b>								
DMP elected – paragraph 207.								
Production must be allocated between Direct/Indirect – paragraph 207.								
Fresh Intended Use/ Fresh and Processed Final Use.								
Final use different than intended – paragraph 202.								
Final use unit of measure needs to be converted to final payment use.								



**Completing CCC-576A, Manual Payment Calculations for NAP Yield Based Crops With Multiple Markets and/or Multiple Final Use (Continued)**

**G Example 1 – Sweet Cherries – Unit 385 (Continued)**

This form is available electronically.

<b>CCC-576A</b> (10-19-15)										<b>U.S. DEPARTMENT OF AGRICULTURE</b> Commodity Credit Corporation										1. State Code 99		2. County Code 123		3. Producer's Name Any Producer 1		4. Crop Year 2015	
<b>2015 and Future Years</b> <b>NONINSURED CROP DISASTER ASSISTANCE PROGRAM</b> <b>MANUAL PAYMENT CALCULATION WORKSHEET</b> <b>Yield Based Crops</b>										5. Unit Number 385		6. Coverage Level 65%		7. Payment Level 100%		8. Crop Name Cherries											
										9. Crop Code 0128		10. Pay Crop Code 0128		11. Pay Type Code 002		12. Planting Period 1											

PART A - HARVESTED AND UNHARVESTED ACRES																	
SECTION	13	14	15	16	17	18	19	20	21	22	23. HMP/CMP			24. DMP			
	Crop Type	Intended Use	Crushing District	Share	Practice	Stage	Organic Status	Native Sod	Acres	Yield	FH	PR	JU	Direct	Indirect		
	SWT	FH	N/A	1.0000	I	H	C	N	20.00	5720	N/A	N/A	N/A	75%	25%		
	25. Final Use	26. Final Use Unit of Measure	27. Net Production	28. Intended Use Unit of Measure	29. NCT Price by Intended Use Unit of Measure	30. Net Production by Intended Use Unit of Measure	31. Final Payment Use	32. Final Market Use	33. Production to Count	34. Disaster Level by Payment Use	35. Net Production for Payment	36. Payment Rate	37. Payment Factor	38. Salvage Value	39. Calculated Payment		
	FH	Lbs	12,000	Lbs	\$ 1.18	12,000	FH	D	16,500	55,770	39,270	\$ 2.50	1.0000	\$	\$ 98,175		
							I	5,500	18,590	13,090	\$ 1.18	1.0000	\$	\$ 15,446			
	PR	Ton	5					I						\$			
								D						\$			
								I						\$			

PART B - PREVENTED PLANTED ACRES																	
40	41	42	43	44	45	46	47	48	49								
Crop Type	Intended Use	Crushing District	Share	Practice	Stage	Organic Status	Native Sod	Yield	DMP								
									Direct								
									Indirect								
50. Planted Acres	51. Approved/Prevented Planted Acres	52. Intended Acres	53. Disaster Level	54. Eligible Prevented Planted Acres	55. Final Market Use	56. Net Production for Payment	57. Payment Rate	58. Payment Factor	59. Calculated Payment								
					D				\$								
					I				\$								

PART C - PAYMENT TOTALS	
60. Total Calculated Payment on Harvested and Unharvested Acres (Total of Item(s) 39 for harvested and unharvested acres. If negative, enter zero).	\$ 113,621
61. Total Calculated Payment on Prevented Planted Acres (Total of Item(s) 59 for prevented planted acres. If negative, enter zero).	\$
62. Total Unit Payment (Sum of Items 60 and 61).	\$ 113,621

**Completing CCC-576A, Manual Payment Calculations for NAP Yield Based Crops With Multiple Markets and/or Multiple Final Use (Continued)**

**H Example 2 – Sweet Cherries – Unit 491 with HMP/CMP and DMP**

Options selected on CCC-471		FSA-578 Information				CCC-576 Information		
Crop	Intended Use	Crop Type	Intended Use	Practice	Acres	Final Use	Stage	Production to Count
Cherries	FH	SWT	FH	I	20.00	FH	H	5,500 lbs.
<b>Pay Crop Code</b>	<b>Pay Type Code</b>					PR	H	8.25 ton
0128	002							
<b>Coverage Level</b>	<b>Payment Level</b>	<b>Share</b>						
65%	100%	1.0000						
<b>HMP/CMP</b>	<b>DMP</b>							
Y	Y							
<b>CCC-575 Information</b>								
<b>HMP/CMP</b>								
<b>DMP</b>								
Use	Percentage	Direct	Indirect					
FH	60%	80%	20%					
PR	40%							
JU	n/a							
<b>Considerations</b>								
DMP elected – paragraph 207.								
HMP/CMP elected paragraph 203.								
Production must be allocated between Direct/Indirect – paragraph 207.								
Fresh Intended Use/ Fresh and Processed Final Use.								
Final use different than intended – paragraph 202.								
Final use unit of measure needs to be converted to final payment use.								

# Completing CCC-576A, Manual Payment Calculations for NAP Yield Based Crops With Multiple Markets and/or Multiple Final Use (Continued)

## H Example 2 – Sweet Cherries – Unit 491 with HMP/CMP and DMP (Continued)

\*--

This form is available electronically.

<b>CCC-576A</b> (10-19-15)										<b>U.S. DEPARTMENT OF AGRICULTURE</b> Commodity Credit Corporation										1. State Code 99		2. County Code 123		3. Producer's Name Any Producer 2		4. Crop Year 2015	
<b>2015 and Future Years</b> <b>NONINSURED CROP DISASTER ASSISTANCE PROGRAM</b> <b>MANUAL PAYMENT CALCULATION WORKSHEET</b> <b>Yield Based Crops</b>										5. Unit Number 491		6. Coverage Level 65%		7. Payment Level 100%		8. Crop Name Cherries											
										9. Crop Code 0128		10. Pay Crop Code 0128		11. Pay Type Code 002		12. Planting Period 1											

PART A - HARVESTED AND UNHARVESTED ACRES																	
SECTION	13	14	15	16	17	18	19	20	21	22	23 HMP/CMP			24 CMP			
	Crop Type	Intended Use	Crushing District	Share	Practice	Stage	Organic Status	Native Sod	Acres	Yield	FH	PR	JU	Direct	Indirect		
	SWT	FH	N/A	1.0000	I	H	C	N	20.00	5720	60%	40%	N/A	80%	20%		
SECTION	25	26	27	28	29	30	31	32	33	34	35	36	37	38	39		
	Final Use	Final Use Unit of Measure	Net Production	Intended Use Unit of Measure	NCT Price by Intended Use Unit of Measure	Net Production by Intended Use Unit of Measure	Final Payment Use	Final Market Use	Production to Count	Disaster Level by Payment Use	Net Production for Payment	Payment Rate	Payment Factor	Salvage Value	Calculated Payment		
	FH	Lbs	5,500		\$ 1.18	5,500	FH	D	17,600	59,488	41,888	\$ 2.50	1.0000	\$	\$ 104,720		
							I	I	4,400	14,872	10,472	\$ 1.18	1.0000	\$	\$ 12,357		
	PR	Ton	8.25	Lbs	\$ .4014	16,500	FH	I				\$		\$	\$		
							I	I				\$		\$	\$		
SECTION	13	14	15	16	17	18	19	20	21	22	23 HMP/CMP			24 CMP			
	Crop Type	Intended Use	Crushing District	Share	Practice	Stage	Organic Status	Native Sod	Acres	Yield	FH	PR	JU	Direct	Indirect		
	25	26	27	28	29	30	31	32	33	34	35	36	37	38	39		
	Final Use	Final Use Unit of Measure	Net Production	Intended Use Unit of Measure	NCT Price by Intended Use Unit of Measure	Net Production by Intended Use Unit of Measure	Final Payment Use	Final Market Use	Production to Count	Disaster Level by Payment Use	Net Production for Payment	Payment Rate	Payment Factor	Salvage Value	Calculated Payment		
								D				\$		\$	\$		
								I				\$		\$	\$		
SECTION	13	14	15	16	17	18	19	20	21	22	23 HMP/CMP			24 CMP			
	Crop Type	Intended Use	Crushing District	Share	Practice	Stage	Organic Status	Native Sod	Acres	Yield	FH	PR	JU	Direct	Indirect		
	25	26	27	28	29	30	31	32	33	34	35	36	37	38	39		
	Final Use	Final Use Unit of Measure	Net Production	Intended Use Unit of Measure	NCT Price by Intended Use Unit of Measure	Net Production by Intended Use Unit of Measure	Final Payment Use	Final Market Use	Production to Count	Disaster Level by Payment Use	Net Production for Payment	Payment Rate	Payment Factor	Salvage Value	Calculated Payment		
								D				\$		\$	\$		
								I				\$		\$	\$		
PART B - PREVENTED PLANTED ACRES																	
40	41	42	43	44	45	46	47	48	49								
Crop Type	Intended Use	Crushing District	Share	Practice	Stage	Organic Status	Native Sod	Yield	DMP								
50	51	52	53	54	55	56	57	58	59								
Planted Acres	Approved Prevented Planted Acres	Intended Acres	Disaster Level	Eligible Prevented Planted Acres	Final Market Use	Net Production for Payment	Payment Rate	Payment Factor	Calculated Payment								
					D				\$								
					I				\$								
PART C - PAYMENT TOTALS																	
60. Total Calculated Payment on Harvested and Unharvested Acres (Total of Item(s) 39 for harvested and unharvested acres. If negative, enter zero).									\$ 117,077								
61. Total Calculated Payment on Prevented Planted Acres (Total of Item(s) 59 for prevented planted acres. If negative, enter zero).									\$								
62. Total Unit Payment (Sum of Items 60 and 61).									\$ 117,077								

--\*

**Completing CCC-576A, Manual Payment Calculations for NAP Yield Based Crops With Multiple Markets and/or Multiple Final Use (Continued)**

**I Example 3 – Green Beans – Unit 628 with HMP/CMP and DMP**

Options selected on CCC-471		FSA-578 Information				CCC-576 Information		
Crop	Intended Use	Crop Type	Intended Use	Practice	Acres	Final Use	Stage	Production to Count
Beans	FH and PR	GRN	FH	I	20.00	FH	H	110 cwt
<b>Pay Crop Code</b>	<b>Pay Type Code</b>					PR	H	10.5 ton
0047	001	GRN	PR	I	20.00	PR	H	5 ton
<b>Coverage Level</b>	<b>Payment Level</b>					FH	H	100 cwt
65%	100%	<b>Share</b>						
<b>HMP/CMP</b>	<b>DMP</b>	1.0000						
Y	Y							
<b>CCC-575 Information</b>								
<b>HMP/CMP</b>								
<b>DMP</b>								
Use	Percentage	Direct	Indirect					
FH	35%	60%	40%					
PR	65%							
JU	n/a							
<b>Considerations</b>								
DMP elected – paragraph 207.								
HMP/CMP elected – paragraph 203.								
Production must be allocated between Direct/Indirect – paragraph 207.								
Fresh Intended Use on 20.0 acres/Fresh and Processed Final Use.								
Processed Intended Use on 20.0 acres/Fresh and Processed Final Use.								
Final use different than intended – paragraph 202.								
Final use unit of measure needs to be converted to final payment use.								
Production kept separate.								



**Completing CCC-576A, Manual Payment Calculations for NAP Yield Based Crops With Multiple Markets and/or Multiple Final Use (Continued)**

**J Example 4 – Green Beans – Unit 985 with no HMP/CMP or DMP**

Options selected on CCC-471		FSA-578 Information				CCC-576 Information		
Crop	Intended Use	Crop Type	Intended Use	Practice	Acres	Final Use	Stage	Production to Count
Beans	FH	GRN	FH	I	40.0	FH	H	320 cwt
<b>Pay Crop Code</b>	<b>Pay Type Code</b>					PR	H	10 ton
0047	001							
<b>Coverage Level</b>	<b>Payment Level</b>	<b>Share</b>						
65%	100%	1.0000						
<b>HMP/CMP</b>	<b>DMP</b>							
N	N							
<b>CCC-575 Information</b>								
<b>HMP/CMP</b>		<b>DMP</b>						
Use	Percentage	Direct	Indirect					
FH	n/a	n/a	n/a					
PR	n/a							
JU	n/a							
<b>Consideration</b>								
Fresh Intended Use/Fresh and Processed Final Use.								
Harvested production exceeds 50% for the fresh market.								
Final use unit of measure needs to be converted to final payment use.								
Production kept separate.								

# Completing CCC-576A, Manual Payment Calculations for NAP Yield Based Crops With Multiple Markets and/or Multiple Final Use (Continued)

## J Example 4 – Green Beans – Unit 985 with no HMP/CMP or DMP (Continued)

This form is available electronically.

<b>CCC-576A</b> (10-19-15)										<b>U.S. DEPARTMENT OF AGRICULTURE</b> Commodity Credit Corporation										1. State Code 99		2. County Code 123		3. Producer's Name Any Producer 4		4. Crop Year 2015	
<b>2015 and Future Years</b> <b>NONINSURED CROP DISASTER ASSISTANCE PROGRAM</b> <b>MANUAL PAYMENT CALCULATION WORKSHEET</b> <b>Yield Based Crops</b>										5. Unit Number 985		6. Coverage Level 65%		7. Payment Level 100%		8. Crop Name Beans											
										9. Crop Code 0047		10. Pay Crop Code 0047		11. Pay Type Code 001		12. Planting Period 1											

**PART A – HARVESTED AND UNHARVESTED ACRES**

SECTION	13. Crop Type		14. Intended Use		15. Crushing District		16. Share		17. Practice		18. Stage		19. Organic Status		20. Native Sod		21. Acres		22. Yield		23. HMP/CMP			24. DMP	
	GRN		FH		N/A		1.0000		I		H		C		N	40.00	45								
	25. Final Use	26. Final Use Unit of Measure	27. Net Production	28. Intended Use Unit of Measure	29. NCT Price by Intended Use Unit of Measure	30. Net Production by Intended Use Unit of Measure	31. Final Payment Use	32. Final Market Use	33. Production to Count	34. Disaster Level by Payment Use	35. Net Production for Payment	36. Payment Rate	37. Payment Factor	38. Salvage Value	39. Calculated Payment										
	FH	CWT	320		\$48.00	320	FH	D																	
								I	520	1170	650	\$48.00	1.0000	\$	\$31,200										
	FR	TON	10		\$11.75	200	FH	D																	
								I																	
								D																	
								I																	

**PART B – PREVENTED PLANTED ACRES**

40. Crop Type		41. Intended Use		42. Crushing District		43. Share		44. Practice		45. Stage		46. Organic Status		47. Native Sod		48. Yield		49. DMP	
50. Planted Acres	51. Approved Prevented Planted Acres	52. Intended Acres	53. Disaster Level	54. Eligible Prevented Planted Acres	55. Final Market Use	56. Net Production for Payment	57. Payment Rate	58. Payment Factor	59. Calculated Payment										
					D				\$										
					I				\$										

**PART C – PAYMENT TOTALS**

60. Total Calculated Payment on Harvested and Unharvested Acres (Total of Item(s) 39 for harvested and unharvested acres. If negative, enter zero).	\$ 31,200
61. Total Calculated Payment on Prevented Planted Acres (Total of Item(s) 59 for prevented planted acres. If negative, enter zero).	\$
62. Total Unit Payment (Sum of Items 60 and 61).	\$ 31,200

**Completing CCC-576A, Manual Payment Calculations for NAP Yield Based Crops With Multiple Markets and/or Multiple Final Use (Continued)**

**K Example 5 – Green Beans – Unit 444 with no HMP/CMP or DMP**

Options selected on CCC-471		FSA-578 Information				CCC-576 Information		
Crop	Intended Use	Crop Type	Intended Use	Practice	Acres	Final Use	Stage	Production to Count
Beans	PR	GRN	PR	I	40.0	FH	H	320 cwt
<b>Pay Crop Code</b>	<b>Pay Type Code</b>					PR	H	10 ton
0047	001	GRN	PR	NI	20.0*	PR	H	5 ton
<b>Coverage Level</b>	<b>Payment Level</b>							
65%	100%	<b>Share</b>				<b>* Native Sod Indicator</b>		
<b>HMP/CMP</b>	<b>DMP</b>	1.0000				Y		
N	N							
<b>CCC-575 Information</b>								
<b>HMP/CMP</b>								
<b>DMP</b>								
Use	Percentage	Direct	Indirect					
FH	n/a	n/a	n/a					
PR	n/a							
JU	n/a							
<b>Consideration</b>								
Processed intended use/Processed and fresh final use.								
Processed intended use on 20.0 acres.								
Final use different than intended – paragraph 202.								
Final use unit of measure needs to be converted to final payment use.								
Production kept separate.								



**Completing CCC-576A, Manual Payment Calculations for NAP Yield Based Crops With Multiple Markets and/or Multiple Final Use (Continued)**

**K Example 5 – Green Beans – Unit 444 With no HMP/CMP or DMP (Continued)**

This form is available electronically.

<b>CCC-576A</b> (10-19-15)										<b>U.S. DEPARTMENT OF AGRICULTURE</b> Commodity Credit Corporation		1. State Code 99	2. County Code 123	3. Producer's Name Any Producer 5	4. Crop Year 2015
<b>2015 and Future Years</b> <b>NONINSURED CROP DISASTER ASSISTANCE PROGRAM</b> <b>MANUAL PAYMENT CALCULATION WORKSHEET</b> <b>Yield Based Crops</b>										5. Unit Number 444	6. Coverage Level 65%	7. Payment Level 100%	8. Crop Name Beans		
										9. Crop Code 0047	10. Pay Crop Code 0047	11. Pay Type Code 001	12. Planting Period 1		
<b>PART A - HARVESTED AND UNHARVESTED ACRES</b>															
SECTION	13. Crop Type GRN	14. Intended Use PR	15. Crushing District N/A	16. Share 1.0000	17. Practice I	18. Stage H	19. Organic Status C	20. Native Sod N	21. Acres 40.00	22. Yield 2.9	23. HMP/CMP PR N/A PR N/A JU N/A			24. DMP Direct N/A Indirect N/A	
	25. Final Use PR	26. Final Use Unit of Measure TON	27. Net Production 10	28. Intended Use Unit of Measure TON	29. NCT Price by Intended Use Unit of Measure \$235	30. Net Production by Intended Use Unit of Measure 10	31. Final Payment Use PR	32. Final Market Use D	33. Production to Count 26	34. Disaster Level by Payment Use 75.4	35. Net Production for Payment 49.4	36. Payment Rate \$235	37. Payment Factor 1.0000	38. Salvage Value \$	39. Calculated Payment \$11,609
	25. Final Use FH	26. Final Use Unit of Measure CWT	27. Net Production 320	28. Intended Use Unit of Measure TON	29. NCT Price by Intended Use Unit of Measure \$960	30. Net Production by Intended Use Unit of Measure 16	31. Final Payment Use PR	32. Final Market Use D	33. Production to Count I	34. Disaster Level by Payment Use I	35. Net Production for Payment I	36. Payment Rate \$	37. Payment Factor \$	38. Salvage Value \$	39. Calculated Payment \$
	25. Final Use I	26. Final Use Unit of Measure I	27. Net Production I	28. Intended Use Unit of Measure I	29. NCT Price by Intended Use Unit of Measure I	30. Net Production by Intended Use Unit of Measure I	31. Final Payment Use I	32. Final Market Use I	33. Production to Count I	34. Disaster Level by Payment Use I	35. Net Production for Payment I	36. Payment Rate \$	37. Payment Factor \$	38. Salvage Value \$	39. Calculated Payment \$
	25. Final Use I	26. Final Use Unit of Measure I	27. Net Production I	28. Intended Use Unit of Measure I	29. NCT Price by Intended Use Unit of Measure I	30. Net Production by Intended Use Unit of Measure I	31. Final Payment Use I	32. Final Market Use I	33. Production to Count I	34. Disaster Level by Payment Use I	35. Net Production for Payment I	36. Payment Rate \$	37. Payment Factor \$	38. Salvage Value \$	39. Calculated Payment \$
	25. Final Use I	26. Final Use Unit of Measure I	27. Net Production I	28. Intended Use Unit of Measure I	29. NCT Price by Intended Use Unit of Measure I	30. Net Production by Intended Use Unit of Measure I	31. Final Payment Use I	32. Final Market Use I	33. Production to Count I	34. Disaster Level by Payment Use I	35. Net Production for Payment I	36. Payment Rate \$	37. Payment Factor \$	38. Salvage Value \$	39. Calculated Payment \$
	25. Final Use I	26. Final Use Unit of Measure I	27. Net Production I	28. Intended Use Unit of Measure I	29. NCT Price by Intended Use Unit of Measure I	30. Net Production by Intended Use Unit of Measure I	31. Final Payment Use I	32. Final Market Use I	33. Production to Count I	34. Disaster Level by Payment Use I	35. Net Production for Payment I	36. Payment Rate \$	37. Payment Factor \$	38. Salvage Value \$	39. Calculated Payment \$
	25. Final Use I	26. Final Use Unit of Measure I	27. Net Production I	28. Intended Use Unit of Measure I	29. NCT Price by Intended Use Unit of Measure I	30. Net Production by Intended Use Unit of Measure I	31. Final Payment Use I	32. Final Market Use I	33. Production to Count I	34. Disaster Level by Payment Use I	35. Net Production for Payment I	36. Payment Rate \$	37. Payment Factor \$	38. Salvage Value \$	39. Calculated Payment \$
	25. Final Use I	26. Final Use Unit of Measure I	27. Net Production I	28. Intended Use Unit of Measure I	29. NCT Price by Intended Use Unit of Measure I	30. Net Production by Intended Use Unit of Measure I	31. Final Payment Use I	32. Final Market Use I	33. Production to Count I	34. Disaster Level by Payment Use I	35. Net Production for Payment I	36. Payment Rate \$	37. Payment Factor \$	38. Salvage Value \$	39. Calculated Payment \$
	25. Final Use I	26. Final Use Unit of Measure I	27. Net Production I	28. Intended Use Unit of Measure I	29. NCT Price by Intended Use Unit of Measure I	30. Net Production by Intended Use Unit of Measure I	31. Final Payment Use I	32. Final Market Use I	33. Production to Count I	34. Disaster Level by Payment Use I	35. Net Production for Payment I	36. Payment Rate \$	37. Payment Factor \$	38. Salvage Value \$	39. Calculated Payment \$
SECTION	13. Crop Type GRN	14. Intended Use PR	15. Crushing District N/A	16. Share 1.0000	17. Practice N	18. Stage H	19. Organic Status C	20. Native Sod Y	21. Acres 20.00	22. Yield 1.69	23. HMP/CMP PR N/A PR N/A JU N/A			24. DMP Direct N/A Indirect N/A	
	25. Final Use PR	26. Final Use Unit of Measure TON	27. Net Production 5	28. Intended Use Unit of Measure TON	29. NCT Price by Intended Use Unit of Measure \$235	30. Net Production by Intended Use Unit of Measure 5	31. Final Payment Use PR	32. Final Market Use D	33. Production to Count 5	34. Disaster Level by Payment Use 21.97	35. Net Production for Payment 16.97	36. Payment Rate \$235.00	37. Payment Factor 1.0000	38. Salvage Value \$	39. Calculated Payment \$3,988
	25. Final Use I	26. Final Use Unit of Measure I	27. Net Production I	28. Intended Use Unit of Measure I	29. NCT Price by Intended Use Unit of Measure I	30. Net Production by Intended Use Unit of Measure I	31. Final Payment Use I	32. Final Market Use I	33. Production to Count I	34. Disaster Level by Payment Use I	35. Net Production for Payment I	36. Payment Rate \$	37. Payment Factor \$	38. Salvage Value \$	39. Calculated Payment \$
	25. Final Use I	26. Final Use Unit of Measure I	27. Net Production I	28. Intended Use Unit of Measure I	29. NCT Price by Intended Use Unit of Measure I	30. Net Production by Intended Use Unit of Measure I	31. Final Payment Use I	32. Final Market Use I	33. Production to Count I	34. Disaster Level by Payment Use I	35. Net Production for Payment I	36. Payment Rate \$	37. Payment Factor \$	38. Salvage Value \$	39. Calculated Payment \$
	25. Final Use I	26. Final Use Unit of Measure I	27. Net Production I	28. Intended Use Unit of Measure I	29. NCT Price by Intended Use Unit of Measure I	30. Net Production by Intended Use Unit of Measure I	31. Final Payment Use I	32. Final Market Use I	33. Production to Count I	34. Disaster Level by Payment Use I	35. Net Production for Payment I	36. Payment Rate \$	37. Payment Factor \$	38. Salvage Value \$	39. Calculated Payment \$
	25. Final Use I	26. Final Use Unit of Measure I	27. Net Production I	28. Intended Use Unit of Measure I	29. NCT Price by Intended Use Unit of Measure I	30. Net Production by Intended Use Unit of Measure I	31. Final Payment Use I	32. Final Market Use I	33. Production to Count I	34. Disaster Level by Payment Use I	35. Net Production for Payment I	36. Payment Rate \$	37. Payment Factor \$	38. Salvage Value \$	39. Calculated Payment \$
	25. Final Use I	26. Final Use Unit of Measure I	27. Net Production I	28. Intended Use Unit of Measure I	29. NCT Price by Intended Use Unit of Measure I	30. Net Production by Intended Use Unit of Measure I	31. Final Payment Use I	32. Final Market Use I	33. Production to Count I	34. Disaster Level by Payment Use I	35. Net Production for Payment I	36. Payment Rate \$	37. Payment Factor \$	38. Salvage Value \$	39. Calculated Payment \$
	25. Final Use I	26. Final Use Unit of Measure I	27. Net Production I	28. Intended Use Unit of Measure I	29. NCT Price by Intended Use Unit of Measure I	30. Net Production by Intended Use Unit of Measure I	31. Final Payment Use I	32. Final Market Use I	33. Production to Count I	34. Disaster Level by Payment Use I	35. Net Production for Payment I	36. Payment Rate \$	37. Payment Factor \$	38. Salvage Value \$	39. Calculated Payment \$
	25. Final Use I	26. Final Use Unit of Measure I	27. Net Production I	28. Intended Use Unit of Measure I	29. NCT Price by Intended Use Unit of Measure I	30. Net Production by Intended Use Unit of Measure I	31. Final Payment Use I	32. Final Market Use I	33. Production to Count I	34. Disaster Level by Payment Use I	35. Net Production for Payment I	36. Payment Rate \$	37. Payment Factor \$	38. Salvage Value \$	39. Calculated Payment \$
	25. Final Use I	26. Final Use Unit of Measure I	27. Net Production I	28. Intended Use Unit of Measure I	29. NCT Price by Intended Use Unit of Measure I	30. Net Production by Intended Use Unit of Measure I	31. Final Payment Use I	32. Final Market Use I	33. Production to Count I	34. Disaster Level by Payment Use I	35. Net Production for Payment I	36. Payment Rate \$	37. Payment Factor \$	38. Salvage Value \$	39. Calculated Payment \$
25. Final Use I	26. Final Use Unit of Measure I	27. Net Production I	28. Intended Use Unit of Measure I	29. NCT Price by Intended Use Unit of Measure I	30. Net Production by Intended Use Unit of Measure I	31. Final Payment Use I	32. Final Market Use I	33. Production to Count I	34. Disaster Level by Payment Use I	35. Net Production for Payment I	36. Payment Rate \$	37. Payment Factor \$	38. Salvage Value \$	39. Calculated Payment \$	
<b>PART B - PREVENTED PLANTED ACRES</b>															
40. Crop Type	41. Intended Use	42. Crushing District	43. Share	44. Practice	45. Stage	46. Organic Status	47. Native Sod	48. Yield	49. DMP Direct Indirect						
50. Planted Acres	51. Approved Prevented Planted Acres	52. Intended Acres	53. Disaster Level	54. Eligible Prevented Planted Acres	55. Final Market Use D	56. Net Production for Payment I	57. Payment Rate	58. Payment Factor	59. Calculated Payment \$						
<b>PART C - PAYMENT TOTALS</b>															
60. Total Calculated Payment on Harvested and Unharvested Acres (Total of Item(s) 39 for harvested and unharvested acres. If negative, enter zero).													\$ 15,597		
61. Total Calculated Payment on Prevented Planted Acres (Total of Item(s) 59 for prevented planted acres. If negative, enter zero).													\$		
62. Total Unit Payment (Sum of Items 60 and 61).													\$ 15,597		

**Completing CCC-576A, Manual Payment Calculations for NAP Yield Based Crops With Multiple Markets and/or Multiple Final Use (Continued)**

**L Example 6 – Apples – Unit 1509 with DMP and without HMP/CMP (Commingled Production)**

Options selected on CCC-471		FSA-578 Information				CCC-576 Information		
Crop	Intended Use	Crop Type	Intended Use	Practice	Acres	Final Use	Stage	Production to Count
Apples	FH and PR	COM	FH	I	80.0	FH	H	*20,001 bu.
Pay Crop Code	Pay Type Code					PR	H	*13,334 bu.
0054	001	COM	PR	I	40.0	FH	H	*9,999 bu.
Coverage Level	Payment Level					PR	H	*6,666 bu.
65%	100%	Share						
HMP/CMP	DMP	1.0000						
N	Y							
CCC-575 Information								
HMP/CMP		DMP						
Use	Percentage	Direct	Indirect					
FH	n/a	80%	20%					
PR	n/a							
JU	n/a							
Consideration								
DMP elected – paragraph 207.								
Fresh and Processed Intended Use/ Production Commingled ***.								
Production was not kept separate.								
<p style="text-align: center;">Commingled Production Total Production Commingled Final Use FH, 30,000 Bu – Harvested 9/20 PR, 20,000 Bu – Harvested 9/25</p> <p style="text-align: center;">Prorate Production to Count based on Fresh/Processed Acres 80 ac. = 66.67% 40 ac. = 33.33% 120.0 total acres</p> <p style="text-align: center;">Fresh Production = 30,000 Bu. 30,000 Fresh production x .6667 = 20,001 bu. FH (80 ac.) x .3333 = 9,999 bu. FH (40 ac.)</p> <p style="text-align: center;">Processed Production = 20,000 Bu. 20,000 Processed production x .6667 = 13,334 bu. PR (80 ac.) x .3333 = 6,666 bu. PR (40 ac.)</p>								

**Completing CCC-576A, Manual Payment Calculations for NAP Yield Based Crops With Multiple Markets and/or Multiple Final Use (Continued)**

**L Example 6 – Apples – Unit 1509 with DMP and without HMP/CMP (Commingled Production) (Continued)**

This form is available electronically.

<b>CCC-576A</b> (10-19-15)										<b>U.S. DEPARTMENT OF AGRICULTURE</b> Commodity Credit Corporation										1. State Code 99		2. County Code 123		3. Producer's Name Any Producer 6		4. Crop Year 2015	
<b>2015 and Future Years</b> <b>NONINSURED CROP DISASTER ASSISTANCE PROGRAM</b> <b>MANUAL PAYMENT CALCULATION WORKSHEET</b> <b>Yield Based Crops</b>										5. Unit Number 1509		6. Coverage Level 65%		7. Payment Level 100%		8. Crop Name Apples											
										9. Crop Code 0054		10. Pay Crop Code 0054		11. Pay Type Code 001		12. Planting Period 1											

**PART A - HARVESTED AND UNHARVESTED ACRES**

SECTION	13 Crop Type		14 Intended Use		15 Crushing District		16 Share		17 Practice		18 Stage		19 Organic Status		20 Native Sod		21 Acres		22 Yield		23 HMP/CMP			24 DMP						
	CCM		FH		N/A		1.0000		I		H		C		N		80.0		798		FH		PR		JU		Direct		Indirect	
	N/A		N/A		N/A																N/A		N/A		80%		20%			
SECTION	25 Final Use	26 Final Use Unit of Measure	27 Net Production	28 Intended Use Unit of Measure	29 NCT Price by Intended Use Unit of Measure	30 Net Production by Intended Use Unit of Measure	31 Final Payment Use	32 Final Market Use	33 Production to Count	34 Disaster Level by Payment Use	35 Net Production for Payment	36 Payment Rate	37 Payment Factor	38 Salvage Value	39 Calculated Payment															
	FH	BU	20,001	BU	\$12.50	20,001	PR	D																						
								I	33,335	41,496	8,161	\$4.82	1.0000	\$	\$39,336															
								D						\$	\$															
								I						\$	\$															
	PR	BU	13,334		\$4.82	13,334	PR	D						\$																
														\$																
														\$																
														\$																
														\$																

**PART B - PREVENTED PLANTED ACRES**

40 Crop Type		41 Intended Use		42 Crushing District		43 Share		44 Practice		45 Stage		46 Organic Status		47 Native Sod		48 Yield		49 DMP	
CCM		PR		N/A		1.0000		I		H		C		N		40.0		798	
N/A		N/A		N/A														N/A	
SECTION	50 Planted Acres	51 Approved Prevented Planted Acres	52 Intended Acres	53 Disaster Level	54 Eligible Prevented Planted Acres	55 Final Market Use	56 Net Production for Payment	57 Payment Rate	58 Payment Factor	59 Calculated Payment									
						D				\$									
						I				\$									
										\$									
										\$									

**PART C - PAYMENT TOTALS**

60. Total Calculated Payment on Harvested and Unharvested Acres (Total of item(s) 39 for harvested and unharvested acres. If negative, enter zero).	\$ 59,016
61. Total Calculated Payment on Prevented Planted Acres (Total of item(s) 59 for prevented planted acres. If negative, enter zero).	\$
62. Total Unit Payment (Sum of items 60 and 61).	\$ 59,016

**Completing CCC-576A, Manual Payment Calculations for NAP Yield Based Crops With Multiple Markets and/or Multiple Final Use (Continued)**

**M Example 7– Potatoes – Unit 5301 without HMP/CMP and DMP**

Options selected on CCC-471		FSA-578 Information				CCC-576 Information		
Crop	Intended Use	Crop Type	Intended Use	Practice	Acres	Final Use	Stage	Production to Count
Potatoes	PR	WHT	PR	I	35.0	FH	H	7,993 cwt.
<b>Pay Crop Code</b>	<b>Pay Type Code</b>							
0084	001							
<b>Coverage Level</b>	<b>Payment Level</b>	<b>Share</b>						
65%	100%	1.0000						
<b>HMP/CMP</b>	<b>DMP</b>							
N	N							
<b>CCC-575 Information</b>								
<b>HMP/CMP</b>		<b>DMP</b>						
Use	Percentage	Direct	Indirect					
FH	n/a	n/a	n/a					
PR	n/a	n/a	n/a					
JU	n/a							
<b>Consideration</b>								
Fresh Price = \$12.50/cwt.								
Processed Price = \$13.10/cwt.								
Processed Intended Use/Fresh Final Use.								
No HMP.								

**Completing CCC-576A, Manual Payment Calculations for NAP Yield Based Crops With Multiple Markets and/or Multiple Final Use (Continued)**

**M Example 7– Potatoes – Unit 5301 without HMP/CMP and DMP (Continued)**

This form is available electronically.

<b>CCC-576A</b> (10-19-15)										<b>U.S. DEPARTMENT OF AGRICULTURE</b> Commodity Credit Corporation		1. State Code 99		2. County Code 123		3. Producer's Name Any Producer 7		4. Crop Year 2015														
<b>2015 and Future Years</b> <b>NONINSURED CROP DISASTER ASSISTANCE PROGRAM</b> <b>MANUAL PAYMENT CALCULATION WORKSHEET</b> <b>Yield Based Crops</b>										5. Unit Number 5301		6. Coverage Level 65%		7. Payment Level 100%		8. Crop Name Potatoes																
										9. Crop Code 0084		10. Pay Crop Code 0084		11. Pay Type Code 001		12. Planting Period 1																
<b>PART A - HARVESTED AND UNHARVESTED ACRES</b>																																
SECTION	13. Crop Type WHT		14. Intended Use FR		15. Crushing District N/A		16. Share 1.0000		17. Practice I		18. Stage H		19. Organic Status C		20. Native Sod N		21. Acres 35.00		22. Yield 385		23. HMP/CMP PH PR JU N/A N/A N/A			24. DMP Direct Indirect N/A N/A								
	25. Final Use FH		26. Final Use Unit of Measure CWT		27. Net Production 7993		28. Intended Use Unit of Measure CWT		29. NCT Price by Intended Use Unit of Measure \$12.50		30. Net Production by Intended Use Unit of Measure 7993		31. Final Payment Use FH		32. Final Market Use D		33. Production to Count 7993		34. Disaster Level by Payment Use 8758.75		35. Net Production for Payment 765.75		36. Payment Rate \$12.50		37. Payment Factor 1.0000		38. Salvage Value \$		39. Calculated Payment \$9572			
	FR		CWT						\$13.10						D																	
													I																			
													D																			
													I																			
															D																	
															I																	
															D																	
															I																	
SECTION	13. Crop Type		14. Intended Use		15. Crushing District		16. Share		17. Practice		18. Stage		19. Organic Status		20. Native Sod		21. Acres		22. Yield		23. HMP/CMP PH PR JU			24. DMP Direct Indirect								
	25. Final Use		26. Final Use Unit of Measure		27. Net Production		28. Intended Use Unit of Measure		29. NCT Price by Intended Use Unit of Measure		30. Net Production by Intended Use Unit of Measure		31. Final Payment Use		32. Final Market Use		33. Production to Count		34. Disaster Level by Payment Use		35. Net Production for Payment		36. Payment Rate		37. Payment Factor		38. Salvage Value		39. Calculated Payment			
<b>PART B - PREVENTED PLANTED ACRES</b>																																
40. Crop Type		41. Intended Use		42. Crushing District		43. Share		44. Practice		45. Stage		46. Organic Status		47. Native Sod		48. Yield		49. DMP Direct Indirect														
50. Planted Acres		51. Approved Prevented Planted Acres		52. Intended Acres		53. Disaster Level		54. Eligible Prevented Planted Acres		55. Final Market Use		56. Net Production for Payment		57. Payment Rate		58. Payment Factor		59. Calculated Payment														
										D								\$														
										I								\$														
<b>PART C - PAYMENT TOTALS</b>																																
60. Total Calculated Payment on Harvested and Unharvested Acres (Total of Item(s) 39 for harvested and unharvested acres. If negative, enter zero).																	\$ 9572															
61. Total Calculated Payment on Prevented Planted Acres (Total of Item(s) 59 for prevented planted acres. If negative, enter zero).																	\$															
62. Total Unit Payment (Sum of Items 60 and 61).																	\$ 9572															

**Completing CCC-576A, Manual Payment Calculations for NAP Yield Based Crops With Multiple Markets and/or Multiple Final Use (Continued)**

**N Example 8 – Green Beans – Unit 2308 with HMP/CMP and no DMP**

Options selected on CCC-471		FSA-578 Information				CCC-576 Information		
Crop	Intended Use	Crop Type	Intended Use	Practice	Acres	Final Use	Stage	Production to Count
Beans	FH	GRN	FH	I	35.0	FH	H	125 cwt
<b>Pay Crop Code</b>	<b>Pay Type Code</b>					PR	H	14.5 ton
0047	001							
<b>Coverage Level</b>	<b>Payment Level</b>	<b>Share</b>						
65%	100%	1.0000						
<b>HMP/CMP</b>	<b>DMP</b>							
Y	N							
<b>CCC-575 Information</b>								
<b>HMP/CMP</b>		<b>DMP</b>						
Use	Percentage	Direct	Indirect					
FH	25%	n/a	n/a					
PR	75%							
JU	n/a							
<b>Consideration</b>								
HMP/CMP elected – paragraph 203.								
Fresh Intended Use/Fresh and Processed Final Use.								
Final use different than intended – paragraph 202.								
Final use unit of measure needs to be converted to final payment use.								
Production kept separate.								

**Completing CCC-576A, Manual Payment Calculations for NAP Yield Based Crops With Multiple Markets and/or Multiple Final Use (Continued)**

**N Example 8 – Green Beans – Unit 2308 with HMP/CMP and no DMP (Continued)**

This form is available electronically.

<b>CCC-576A</b> (10-19-15)										<b>U.S. DEPARTMENT OF AGRICULTURE</b> Commodity Credit Corporation		1. State Code 99		2. County Code 123		3. Producer's Name Any Producer 8		4. Crop Year 2015												
<b>2015 and Future Years</b> <b>NONINSURED CROP DISASTER ASSISTANCE PROGRAM</b> <b>MANUAL PAYMENT CALCULATION WORKSHEET</b> <b>Yield Based Crops</b>										5. Unit Number 2308		6. Coverage Level 65%		7. Payment Level 100%		8. Crop Name Beans														
										9. Crop Code 0047		10. Pay Crop Code 0047		11. Pay Type Code 001		12. Planting Period 1														
<b>PART A - HARVESTED AND UNHARVESTED ACRES</b>																														
SECTION	13. Crop Type GRN		14. Intended Use FH		15. Crushing District N/A		16. Share 1.0000		17. Practice I		18. Stage H		19. Organic Status C		20. Native Sod N		21. Acres 35.00		22. Yield 45		23. HMP/CMP FH PR JU 25% 75% N/A			24. DMP Direct Indirect N/A N/A						
	25. Final Use FH		26. Final Use Unit of Measure CWT		27. Net Production 125		28. Intended Use Unit of Measure CWT		29. NCT Price by Intended Use Unit of Measure \$48.00		30. Net Production by Intended Use Unit of Measure 125		31. Final Payment Use FH		32. Final Market Use D		33. Production to Count 103.75		34. Disaster Level by Payment Use 255.94		35. Net Production for Payment 152.19		36. Payment Rate \$48.00		37. Payment Factor 1.0000		38. Salvage Value \$		39. Calculated Payment \$7305	
	PR		TON		14.5				\$11.75		290		PR		I		311.25		767.81		456.56		\$11.75		1.0000		\$		\$5365	
															D															
															I															
SECTION	13. Crop Type		14. Intended Use		15. Crushing District		16. Share		17. Practice		18. Stage		19. Organic Status		20. Native Sod		21. Acres		22. Yield		23. HMP/CMP FH PR JU			24. DMP Direct Indirect						
<b>PART B - PREVENTED PLANTED ACRES</b>																														
40. Crop Type		41. Intended Use		42. Crushing District		43. Share		44. Practice		45. Stage		46. Organic Status		47. Native Sod		48. Yield		49. DMP Direct Indirect												
50. Planted Acres		51. Approved Prevented Planted Acres		52. Intended Acres		53. Disaster Level		54. Eligible Prevented Planted Acres		55. Final Market Use D		56. Net Production for Payment		57. Payment Rate		58. Payment Factor		59. Calculated Payment \$												
										I								\$												
<b>PART C - PAYMENT TOTALS</b>																														
60. Total Calculated Payment on Harvested and Unharvested Acres (Total of Item(s) 39 for harvested and unharvested acres. If negative, enter zero).																	\$ 12,670													
61. Total Calculated Payment on Prevented Planted Acres (Total of Item(s) 59 for prevented planted acres. If negative, enter zero).																	\$													
62. Total Unit Payment (Sum of Items 60 and 61).																	\$ 12,670													

\*\*\*





**Instructions for Completing CCC-576A-1, Manual Payment Calculations for NAP Yield Based Crops With Multiple Crop Types With Prevented Planted Acres**

**A Introduction**

When calculating payments for multiple crop types with prevented planted acres, additional calculations are required for the pay group. This calculation must be completed **prior** to completing the CCC-576A, when applicable.

CCC-576A-1 will be used:

- when the pay group has multiple crop types with prevented planted acre
- when the crop type with prevented planting acres has prevented planted acres for multiple:
  - intended uses
  - practices
  - organic status
  - native sod status
- to determine whether the pay group has eligible prevented planted acres
- to determine a ranking for each crop type based on highest to lowest value for each crop type.

**Instructions for Completing CCC-576A-1, Manual Payment Calculations for NAP Yield Based Crops With Multiple Crop Types With Prevented Planted Acres**

**B Completing CCC-576A-1**

Complete CCC-576A-1 according to the following. Unless otherwise specified, all calculations should be rounded to 2 decimal places.

Item	Instructions
1	Enter the State and county codes from CCC-576, item 4.
2	Enter the producer's name from CCC-576, item 3.
3	Enter the crop year from the CCC-576, item 2.
4	Enter the unit number for the producer and crop from CCC-576, item 7B
5	Enter the crop name from CCC-576, item 6A.
6	Enter the pay crop code from CCC-576, item 14.
7	Enter the pay type code from the CCC-576, item 15 for the crop, crop type, intended use, and practice. See paragraph 200 for additional information on payment groupings.
8	Enter the planting period for the crop and crop type from CCC-576, item 16.
<b>Items 9 through 13 calculations are used to determine prevented planted eligibility.</b>	
9	Enter the total number of planted acres from CCC-576, item 7D, for all crop types in the pay group.
10	Enter the total number of approved prevented planted acres from CCC-576, item 7F, for all crop types in the pay group.
11	Determine the total intended acres for all crop types in the pay group as follows: <ul style="list-style-type: none"> <li>total planted acres in item 9, plus</li> <li>total approved prevented planted acres in item 10.</li> </ul>
12	Calculate the disaster level by multiplying : <ul style="list-style-type: none"> <li>intended acres determined in item 11, times</li> <li>35 percent.</li> </ul>
13	Enter the eligible prevented planted acres by calculating: <ul style="list-style-type: none"> <li>approved prevented planted acreage in item 10, minus</li> <li>disaster level determined in item 12.</li> </ul> <p><b>Note:</b> If the result is a negative number, the producer is <b>not</b> eligible for prevented planted acres and no further calculation is required.</p>

**Instructions for Completing CCC-576A-1, Manual Payment Calculations for NAP Yield Based Crops With Multiple Crop Types With Prevented Planted Acres**

**B Completing CCC-576A-1 (Continued)**

Item	Instructions
<b>Items 14 through 26 are used to determine the highest value prevented planted crop within a pay group.</b>	
14	Enter the crop type name or abbreviation from CCC-576, item 6B.
15	Enter the intended use from CCC-576, item 6C.
16	Enter the practice from CCC-576, item 6D.  <b>Note:</b> Separate line entries must be completed if the producer has both irrigated and nonirrigated acres.
17	Enter the organic status code according to 2-CP.  <b>Examples:</b> “C”, conventional “OC”, USDA certified “OT”, transitional.
18	Enter the native sod indicator as “Y” or “N” according to Par. 379 and CCC-576, Parts D and G.
19	Enter the producer’s share from CCC-576, item 19, for the crop type. Enter up to 4 decimal places.
20	Enter the number of approved prevented planted acres for the crop type in item 16 from CCC-576, item 7F.
21	Enter the producer’s approved yield from the CCC-452 by intended use, practice, planting period, organic status, and native sod status for the crop and crop type according to paragraph 400.

**Instructions for Completing CCC-576A-1, Manual Payment Calculations for NAP Yield Based Crops With Multiple Crop Types With Prevented Planted Acres**

**B Completing CCC-576A-1 (Continued)**

Item	Instructions
22	Enter the average market price for the specified crop, crop type, and intended use from the NCT for the intended use in item 15 according to paragraphs 59, 207, 208, and 676.
23	Enter the prevented planting payment factor for the specified crop, crop type, and intended use from the NCT for the intended use in item 15.
24	<p>Determine the value for each prevented planted crop type by multiplying the following:</p> <ul style="list-style-type: none"> <li>• approved yield in item 21 times</li> <li>• average market price recorded in item 22, times</li> <li>• payment factor recorded in item 23.</li> </ul> <p>Round the result to the nearest whole dollar.</p>
25	The crop type with the highest value will be ranked number 1 and second highest valued crop will be ranked 2. Continue ranking all crop types from highest to lowest value.
26	<p>Enter the eligible prevented planted acres for each crop type, starting with the highest ranking crop type. For the highest ranking crop type, enter the number of acres from item 20 not to exceed the eligible prevented planted acres in item 13.</p> <p><b>Note:</b> On CCC-576A, item 54, or on CCC-576A-EZ, item 41, enter the prevented planted acres of the highest ranking crop type, up to the number of available prevented planted acres for that crop type. Continue to allocate the prevented planted acres for each crop type, not to exceed the total eligible prevented planted acres determined in item 15.</p>

**Instructions for Completing CCC-576A-1, Manual Payment Calculations for NAP Yield Based Crops With Multiple Crop Types With Prevented Planted Acres**

**C Example Calculation**

A producer submits an application for payment with the following acres for multiple crop types within the same pay group:

- 250 acres intended of sorghum forage intended for forage - Payment Crop 0050, Payment Type 001
- 50 planted acres – sorghum forage (SUD)
- 200 prevented planted sorghum forage acres (crop types SWT (50 acres) and SUD (150 acres)).

Step	Calculation
1	Total 250.0 intended acres in item 11 are determined by adding the following: <ul style="list-style-type: none"> <li>• 50 total planted acres, item 9, plus</li> <li>• 200 total approved prevented planted acres, item 10.</li> </ul>
2	Disaster level acres in item 12 are determined by multiplying: <ul style="list-style-type: none"> <li>• 250.0 intended acres, item 11, times</li> <li>• 35 percent</li> <li>• equals 87.5 acres, item 12.</li> </ul>
3	Eligible prevented planted acres in item 13 are determined by subtracting: <ul style="list-style-type: none"> <li>• 200 total prevented planted acres, item 10, minus</li> <li>• 87.5 disaster level acres, item 12</li> <li>• equals 112.5 acres.</li> </ul>
4	The highest value crop is determined by calculating the payment for each crop type by multiplying the following for the crop type: <ul style="list-style-type: none"> <li>• approved yield, item 21, times</li> <li>• average market price, item 22, times</li> <li>• payment factor, item 23.</li> </ul> <p><b>Example:</b> The crop value for the 2 crop types are:</p> <ul style="list-style-type: none"> <li>• SUD - \$363 (5.4 x \$97.4400 x .69).</li> <li>• SWT - \$430 (6.4 x \$97.4400 x .69)</li> </ul> <p>In this example, the highest value crop is SWT and the next highest value crop is SUD. SWT is ranked number 1 and SUD is ranked number 2.</p>

**Instructions for Completing CCC-576A-1, Manual Payment Calculations for NAP Yield Based Crops With Multiple Crop Types With Prevented Planted Acres**

**C Example Calculation (Continued)**

Step	Calculation
5	<ul style="list-style-type: none"><li>• Enter 50 acres in CCC-576A, item 54. This is the number of prevented planted acres for highest ranking crop type (SWT).</li><li>• Enter 62.5 acres on a separate CCC-576A, item 54, for the number 2 ranked crop type.</li></ul> <p><b>Note:</b> 62.5 acres was determined by subtracting the remaining eligible prevented planted acres of 112.5 minus 50 acres already allocated. Although there are 150 prevented planted acres for SUD, only 62.5 acres can be allocated to ensure that the total eligible prevented planted acres are not exceeded.</p>







**\*--NAP Coverage and RMA Annual Forage Pilot Policy Reference Table**

**A States Approved and Effective Year Date for RMA's Annual Forage Pilot Policy**

The following table provides the States approved for Annual Forage Pilot policy offered by RMA. CAT coverage is **not** available under the Annual Forage policy, therefore NAP coverage is still available.

<b>Rainfall Index - Annual Forage Pilot Insurance Plan</b>			
States Approved	<b>2015</b>	<b>2016</b>	<b>2017 and subsequent years</b>
		Colorado	Colorado
	Kansas	Kansas	Kansas
	Nebraska	Nebraska	Nebraska
			New Mexico <u>1/</u>
	North Dakota	North Dakota	North Dakota
	Oklahoma	Oklahoma	Oklahoma
	South Dakota	South Dakota	South Dakota
	Texas	Texas	Texas

1/ The Rainfall Index-Annual Forage Pilot Insurance Plan for New Mexico is a mid-year implementation, beginning with growing season 2, April 30 to September 30, 2017.--\*



**\*--Instructions for Completing CCC-576C, 2015 and Future Years Noninsured Crop Disaster Assistance Program Payment Calculation Worksheet (Grazing Crops)--\***

**A Introduction**

CCC-576C is the payment calculation worksheet used for grazing crops.

Complete a separate line entry on CCC-576C for all crops and crop types for the producer's unit. All acres and production from all types of the crop **must** be accounted for.

**B Completing CCC-576C**

Complete CCC-576C according to the following.

**Note:** All calculations should be rounded to whole numbers, unless otherwise specified.

\*--

Item	Instructions
1 and 2	Enter State and county code from CCC-576, item 4.
3	Enter producer's name from CCC-576, item 11.
4	Enter unit number for the producer and crop from CCC-576, item 8B.
5	Enter AUD value for the applicable crop year. See 3-NAP for additional information on AUD value. For 2015 crop year <b>only</b> , AUD value is hard coded and <b>not</b> required to be entered by user.
6	Payment level is 55 percent.
7	Enter payment crop code from CCC-576, item 14 for the specified crop, crop type, intended use, and practice. See paragraph 200 for additional information on payment groupings.
8	Enter payment type code from CCC-576, item 15 for the specified crop, crop type, intended use, and practice. See paragraph 200 for additional information on payment groupings.
9	Enter planting period for the specified crop from CCC-576, item 16.
10	Enter name of the crop from CCC-576, item 6A.
11	Enter crop type name or abbreviation from CCC-576, item 38 for the specified crop type.
12	Enter practice from CCC-576, item 41 for the specified crop type and intended use.  <b>Note:</b> A separate line entry shall be completed, if the producer has both irrigated and nonirrigated acres.

--\*

**\*--Instructions for Completing CCC-576C, 2015 and Future Years Noninsured Crop Disaster Assistance Program Payment Calculation Worksheet (Grazing Crops) (Continued)**

**B Completing CCC-576C (Continued)**

Item	Instructions
13	<p>Enter the planted acreage, as applicable for the specified crop code and crop type from CCC-576, item 40.</p> <p>The acres entered should be the planted acreage in the unit. If the producer has a unit relationship where the shares differ by farm, then ensure that the acres entered are only the planted acres corresponding to the share in item 14.</p> <p><b>Example:</b> Producer A and Owner B share in the acreage on 2 farms. On 1 farm, the shares for alfalfa are 60/40. On the other farm, the shares are 50/50. A separate line entry shall be completed for the acres attributable to each share relationship.</p>
14	Enter the producer's share from CCC-576, item 39 for specified crop type. Enter up to 4 decimal places.
15	<p>Calculate the acreage attributable to the producer by multiplying the following:</p> <ul style="list-style-type: none"> <li>• planted acreage recorded in item 13, times</li> <li>• producer share recorded in item 14.</li> </ul>
16	Enter the carrying capacity from NCT or CCC-576, item 44 for the specified crop, crop type, and planting period.
17	<p>Calculate the animal unit by dividing the following:</p> <ul style="list-style-type: none"> <li>• producer acres recorded in item 15, by</li> <li>• carrying capacity recorded in item 16.</li> </ul> <p><b>Note:</b> Round to 4 decimal places.</p>
18	Enter the grazing period days from NCT or CCC-576, item 45 for the specified crop, crop type, and planting period.
19	<p>Calculate the animal unit day by multiplying the following:</p> <ul style="list-style-type: none"> <li>• animal unit recorded in item 17, times</li> <li>• grazing period days in item 18.</li> </ul>

--\*

**\*--Instructions for Completing CCC-576C, 2015 and Future Years Noninsured Crop Disaster Assistance Program Payment Calculation Worksheet (Grazing Crops) (Continued)**

**B Completing CCC-576C (Continued)**

<b>Item</b>	<b>Instructions</b>
20	Enter the AUD adjustment factor determined by COC from CCC-576, item 46.  <b>Note:</b> Round to 2 decimal places.
21	Calculate the AUD adjustment by multiplying the following: <ul style="list-style-type: none"> <li>• animal unit day recorded in item 19, times</li> <li>• AUD adjustment factor determined by COC in item 20.</li> </ul>
22	Calculate the expected AUD by adding the following: <ul style="list-style-type: none"> <li>• animal unit day recorded in item 19, plus</li> <li>• AUD adjustment recorded in item 21.</li> </ul> <b>Note:</b> If there is not an approved notice of loss for this line item, the calculation will not continue beyond expected AUD. This ensures that production for all crops and crop types are included in the calculation for the crop.
23	Enter the AUD loss factor determined by COC from CCC-576, item 47.  <b>Note:</b> Round to 4 decimal places.
24	Calculate the AUD loss by multiplying the following: <ul style="list-style-type: none"> <li>• expected AUD recorded in item 22, times</li> <li>• AUD loss factor determined by COC recorded in item 23.</li> </ul>
25	Enter the assigned AUD determined by COC from CCC-576, item 48.
26	Calculate producer share assigned AUD by multiplying the following: <ul style="list-style-type: none"> <li>• share recorded in item 14, times</li> <li>• assigned AUD determined by COC recorded in item 25.</li> </ul>
27	Calculate the adjusted AUD loss by subtracting the following: <ul style="list-style-type: none"> <li>• AUD loss recorded in item 24, minus</li> <li>• producer share assigned AUD recorded in item 26.</li> </ul>
28	Calculate the total expected AUD by adding all entries recorded in item 22.
29	Calculate the total adjusted AUD loss by adding all entries recorded in item 27.
30	Calculate AUD covered by NAP by multiplying the following: <ul style="list-style-type: none"> <li>• total expected AUD recorded in item 28, times</li> <li>• 50 percent.</li> </ul>

--\*

**\*--Instructions for Completing CCC-576C, 2015 and Future Years Noninsured Crop Disaster Assistance Program Payment Calculation Worksheet (Grazing Crops) (Continued)**

**B Completing CCC-576C (Continued)**

<b>Item</b>	<b>Instructions</b>
31	Calculate the net AUD for payment by subtracting the following: <ul style="list-style-type: none"><li>• total adjusted AUD loss recorded in item 29, minus</li><li>• AUD covered by NAP recorded in item 30.</li></ul>
32	Calculate the AUD producer payment by multiplying the following: <ul style="list-style-type: none"><li>• net AUD for payment recorded in item 31, times</li><li>• AUD value recorded in item 5, times</li><li>• payment level of 55 percent recorded in item 6.</li></ul> <p><b>Note:</b> Round to a whole number.</p> <p>If there is:</p> <ul style="list-style-type: none"><li>• a payment calculation for a yield-based crop in the same pay group as the grazing crop, see instructions for completing CCC-576A, item 60</li><li>• <b>not</b> a payment calculation for a yield based crop in the same pay group, the unit total is the result of the AUD producer payment.</li></ul> <p><b>Note:</b> If the AUD producer payment is negative, the unit total will be zero.</p>

--\*

**\*--Instructions for Completing CCC-576C, 2015 and Future Years Noninsured Crop Disaster Assistance Program Payment Calculation Worksheet (Grazing Crops) (Continued)**

## C Example of CCC-576C

The following is an example of CCC-576C.

[illegible]

..\*

[illegible]

— — \*

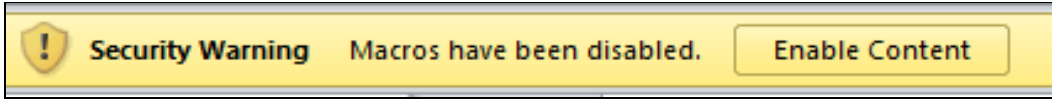



**\*--Accessing and Saving NAP Turfgrass Sod FMV-A and FMV-B Calculator Worksheet**

**A The Following Table Provides Instructions for Accessing and Saving the NAP Turfgrass Sod FMV-A and FMV-B Calculator Worksheet**

Access and save the NAP Turfgrass sod FMV-A and FMV-B Calculator Worksheet according to the following.

**Note:** The worksheet will be saved and completed for each crop (by pay group), for each producer, by the County Office, according to the instructions in subparagraph B.



Step	Action
1	Access the NAP intranet page at <a href="http://inside.fsa.usda.gov/program-areas/dafp/dap/nap/index">http://inside.fsa.usda.gov/program-areas/dafp/dap/nap/index</a> .
2	CLICK “ <b>Turfgrass sod FMV-A and FMV-B Calculator</b> ”. A file download dialog box will be displayed for the applicable crop year.
3	CLICK “ <b>Open</b> ” in the “File Download” dialog box.
4	<p>At the top of the screen, between the toolbar and the window, the following security warning will be displayed.</p>  <p>CLICK “<b>Enable Content</b>”.</p> <p><b>Note:</b> This step needs to be performed <b>every time</b> the worksheet is opened.</p> <p><b>Warning:</b> Do <b>not</b> attempt to permanently enable macros because this will make the calculator unusable and could potentially create a security breach.</p>
5	<p>Save the document by doing the following:</p> <ul style="list-style-type: none"> <li>• CLICK “”, scroll down and CLICK “<b>Save As</b>”</li> <li>• CLICK “<b>Excel Macro Enabled Workbook</b>”</li> <li>• navigate to user’s desktop</li> <li>• CLICK “<b>Save</b>”.</li> </ul> <p>By following these steps, the document will be placed on the user’s desktop with an icon. The document will be named, “<b>Turfgrass sod FMV-A and FMV-B Calculator.xlsm</b>”.</p>

--\*

**\*--Accessing and Saving NAP Turfgrass sod FMV-A and FMV-B Calculator Worksheet  
(Continued)**

**B Creating Folders to Save all NAP Turfgrass sod FMV-A and FMV-B Calculator Worksheet for the Applicable Crop Year**

Before completing and saving a NAP Turfgrass sod FMV-A and FMV-B Calculator Worksheet for a producer, a new folder must be created on the shared (S:) drive, for each applicable crop year, as follows.


Step	Action
1	Do either of the following: <ul style="list-style-type: none"> <li>on the desktop, double CLICK “<b>My Computer</b>” </li> <li>at the bottom left corner of user’s screen, RIGHT CLICK “<b>Start</b>”  and CLICK “<b>Explore</b>”.</li> </ul>
2	Double CLICK “(S:)” drive.
3	Double CLICK “ <b>Service_Center</b> ” folder.
4	Double CLICK “ <b>FSA</b> ” folder.
5	CLICK “ <b>Make a new Folder</b> ”. If this option is not available, right click in the blank white area within the folder window, CLICK “ <b>New</b> ”, and then CLICK “ <b>New Folder</b> ”.
6	A new folder will be placed in the “S:\Service_Center\FSA” folder, with the default name of “New Folder”.
7	The new folder must be renamed. RIGHT CLICK, “ <b>New Folder</b> ” and CLICK “ <b>Rename</b> ”.
8	Rename the folder as “201X_ Turfgrass sod FMV-A and FMV-B Calculator Worksheets”.
	<b>Example:</b> 201X is the applicable program year.

**Note:** Creating the new “201X\_ Turfgrass sod FMV-A and FMV-B Calculator Worksheets”, folder **only needs to be done 1 time at each Service Center per year**. All Turfgrass sod FMV-A and FMV-B Calculator can be saved in this location.--\*

**\*--Accessing and Saving NAP Turfgrass sod FMV-A and FMV-B Calculator Worksheet  
(Continued)**

**C Saving NAP Turfgrass sod FMV-A and FMV-B Calculator Worksheets**

The worksheet can be saved by completing the following steps.

Step	Action
1	CLICK  , scroll down and CLICK “Save As”. CLICK “Excel Macro Enabled Workbook”.
2	<p>Navigate to “S:\Service Center\FSA\201X_ Turfgrass sod FMV-A and FMV-B Calculator Worksheets”. Crop year as applicable.</p> <p><b>Note:</b> State Offices may create a subfolder if preferred, but the subfolder <b>must</b> be located within S:\Service Center\FSA\.</p> <p>In the “File name:” block, enter the file name as, “NAP_ 201X_{County name}_{State abbr}_{Producer name}_{Unit number}_{#of#}”.</p> <p><b>Notes:</b> “{County name}” is the name of the county where the unit is physically located.</p> <p>“{State abbr}” is the 2-alpha State abbreviation, such as “MD” for Maryland, where the unit is physically located.</p> <p>“{Producer name}” is the name of the producer for which the worksheet is being completed.</p> <p>“{Unit number}” is the unit number for which the worksheet is being completed.</p> <p>“{#of#}” is the worksheet number out of the total number of worksheets completed for a specific producer and unit within a State and county.</p>

--\*

**\*--Accessing and Saving NAP Turfgrass sod FMV-A and FMV-B Calculator Worksheet  
(Continued)**

**D Completing NAP Turfgrass sod FMV-A and FMV-B Calculator Worksheet**

The following are instructions for the completing the worksheet.

Step	Action
1	Enter the producer's name from CCC-576, item 3.
2	Enter unit number for the producer and crop from CCC-576, item 8B.
3	Enter the variety of turfgrass sod, as found on CCC-471.
4	Enter the total planted acres.
5	Enter acres destroyed.
6	Enter the \$ per square yard as found on the NCT.
7	Total square yards planted is calculated.
8	Square yards remaining after disaster is calculated.
9	Value before disaster is calculated.
10	Value after disaster is calculated.
<b>Note:</b> Complete steps 3 through 6 again for each variety.	
11	FMV-A is calculated.
12	FMV-B is calculated.

--\*

**\*--Accessing and Saving NAP Turfgrass sod FMV-A and FMV-B Calculator Worksheet  
(Continued)**

**E Example of NAP Turfgrass sod FMV-A and FMV-B Calculator Worksheet**

The following is an example of the NAP Turfgrass sod FMV-A and FMV-B Calculator Worksheet.

Turfgrass sod FMV-A and FMV-B Calculator	
1. Producer Name	
2. Unit Number	
3. Variety	
4. Total Planted Acres	
5. Acres Destroyed	
6. \$ per Square Yard	
7. Total Square Yards Planted	
8. Square Yards Remaining After Disaster	
9. Value Before Disaster	
10. Value After Disaster	
3. Variety	
4. Total Planted Acres	
5. Acres Destroyed	
6. \$ per Square Yard	
7. Total Square Yards Planted	
8. Square Yards Remaining After Disaster	
9. Value Before Disaster	
10. Value After Disaster	
3. Variety	
4. Total Planted Acres	
5. Acres Destroyed	
6. \$ per Square Yard	
7. Total Square Yards Planted	
8. Square Yards Remaining After Disaster	
9. Value Before Disaster	
10. Value After Disaster	
3. Variety	
4. Total Planted Acres	
5. Acres Destroyed	
6. \$ per Square Yard	
7. Total Square Yards Planted	
8. Square Yards Remaining After Disaster	
9. Value Before Disaster	
10. Value After Disaster	
3. Variety	
4. Total Planted Acres	
5. Acres Destroyed	
6. \$ per Square Yard	
7. Total Square Yards Planted	
8. Square Yards Remaining After Disaster	
9. Value Before Disaster	
10. Value After Disaster	
11. FMV-A	\$0.00
12. FMV-B	\$0.00

--\*



**\*--Instructions for Completing CCC-576-1, Appraisal/Production Report Noninsured Crop  
Disaster Assistance Program for 2019 and Subsequent Years**

**A Completing CCC-576-1**

County Offices should provide LA's with all forms and maps needed to identify and appraise the specific NAP acreage being assigned, including but not limited to:

- all maps pertinent to CCC-576, properly delineated with farm, tract, and field numbers, crops, and reported acres
- CCC-576
- FSA-578 (Producer Print)
- CCC-576-1 with Part A completed by the County Office
- FSA-501
- copy of RMA's LASH for the crop being appraised, found on RMA's website at **<https://www.rma.usda.gov/en/Policy-and-Procedure/Loss-Adjustment-Standards---25000>**

**Note:** If no crop-specific LASH is available, select a LASH for a crop with similar characteristics.

- copy of applicable crop loss production worksheets available at **<https://inside.fsa.usda.gov/program-areas/dafp/dap/nap/index>**

**Note:** If no crop-specific worksheet is available, select a worksheet for a crop with similar characteristics.

- FSA-409 (if a measurement service has been completed).--\*

**Instructions for Completing CCC-576-1, Appraisal/Production Report Noninsured Crop Disaster Assistance Program for 2019 and Subsequent Years (Continued)**

**A Completing CCC-576-1 (Continued)**

Complete CCC-576-1 according to the following table.

Item	Action								
<b>Part A – General Information</b> This part is to be completed by the County Office.									
1	Enter the County Office name and address.								
2	Enter the applicable NAP unit number.								
	<b>Note:</b> See paragraph 101 for the definition of a NAP unit.								
3	Enter the County Office telephone number.								
4	Enter the producer's name and address.								
5	Enter the producer's telephone number.								
6	Enter the producer's e-mail address, if available.								
7A	Enter the crop that suffered the loss as reported on CCC-576, item 6A.								
7B	Enter the crop type that suffered the loss as reported on CCC-576, item 6B. Use a separate CCC-576-1 for each type or variety of crop affected by the disaster.								
*--8A	Enter the crop year from CCC-576, item 2.								
8B--*	Enter the planting period from CCC-576, item 6E.								
<b>Part B – Appraisal or Report of Production for Yield Based Crops</b> This part is to be completed by an LA or FSA representative.									
9	Enter the farm numbers associated to the unit from CCC-576, item 8A.								
10	Enter the tract numbers from FSA-578, item 12.								
11	Enter the field numbers from FSA-578, item 13.								
12	Enter the practices from CCC-576, item 6D.								
13	Enter the intended uses from CCC-576, item 6C.								
14	Enter the reported acres from CCC-576, item 8D.								
15	<p>*--Enter the determined acres. Determined acres may be measured acres by a loss adjuster or FSA employee as a result of a field visit. The LA or FSA--* representative shall review whether the reported acres appear to be accurate. If the acreage appears to be more than 5 percent different than the reported acreage, the acreage shall be determined. See paragraph 152 for guidance about acreage variance.</p> <table border="1"> <tr> <th>IF for...</th><th>THEN enter...</th></tr> <tr> <td>yield-based crops</td><td>the final acres in hundredths associated with the type/variety, practice, and stage.</td></tr> <tr> <td>maple sap</td><td>the total number of taps.</td></tr> <tr> <td>honey</td><td>the total number of colonies.</td></tr> </table>	IF for...	THEN enter...	yield-based crops	the final acres in hundredths associated with the type/variety, practice, and stage.	maple sap	the total number of taps.	honey	the total number of colonies.
IF for...	THEN enter...								
yield-based crops	the final acres in hundredths associated with the type/variety, practice, and stage.								
maple sap	the total number of taps.								
honey	the total number of colonies.								



**\*--Instructions for Completing CCC-576-1, Appraisal/Production Report Noninsured Crop Disaster Assistance Program for 2019 and Subsequent Years (Continued)**

**A Completing CCC-576-1 (Continued)**

Item	Action													
16	<p>Enter the applicable stage abbreviation.</p> <p><b>Examples:</b> “H” for harvested acreage.  “UH” for unharvested acreage or put to another use with consent.  “PP” for prevented planting acres.</p> <p>If the producer intends to take the crop to harvest but has not, ENTER “H” to indicate the producer’s intentions are to take the crop to harvest.</p>													
17	<p>Enter the per acre appraisal in bushels, pounds, cwt., or tons. To determine production per acre, use appropriate crop appraisal worksheets, such as FCI-74, found on DAFP’s Intranet page at <a href="https://inside.fsa.usda.gov/program-areas/dafp/dap/nap/index">https://inside.fsa.usda.gov/program-areas/dafp/dap/nap/index</a>. If no crop-specific worksheet is available, select a worksheet from a crop with similar characteristics. Round the result to the nearest tenth.</p>													
18	<p>Enter the potential production, which is the result of multiplying each row of item 15 times each corresponding row in item 17. Round the result to the nearest tenth.</p>													
19	<p>Sum the total potential production from all rows in item 18. Round the result according to the following (from paragraph 2).</p> <table border="1"> <thead> <tr> <th>Unit of Measure</th><th>Expressed</th></tr> </thead> <tbody> <tr> <td>Pounds, ounces, bushels, or inches</td><td>Whole number</td></tr> <tr> <td>Tons or cwt.</td><td>Hundredths</td></tr> <tr> <td>Flats or square yard</td><td>Whole number</td></tr> <tr> <td>Flowering tree or shrub</td><td rowspan="2">Whole number (1 each)</td></tr> <tr> <td>Field- or container-grown plants or bushes</td></tr> <tr> <td>Containers, bunches, stems, pieces, and lugs</td><td> <p>Whole number</p> <p><b>Notes:</b> All containers, bunches, stems, pieces, lugs, etc., must include the weight or number, as applicable, and be consistent across the entire State.</p> <p><b>Example:</b> Yield = 100 containers  1 container = 25 pounds</p> <p>STC will ensure that both the yield and average market price are based on the same weight or number. If the weight or number is the same as a self-defined unit of expression, such as pound, ton, etc., use the self-defined unit of expression.</p> </td></tr> </tbody> </table>	Unit of Measure	Expressed	Pounds, ounces, bushels, or inches	Whole number	Tons or cwt.	Hundredths	Flats or square yard	Whole number	Flowering tree or shrub	Whole number (1 each)	Field- or container-grown plants or bushes	Containers, bunches, stems, pieces, and lugs	<p>Whole number</p> <p><b>Notes:</b> All containers, bunches, stems, pieces, lugs, etc., must include the weight or number, as applicable, and be consistent across the entire State.</p> <p><b>Example:</b> Yield = 100 containers  1 container = 25 pounds</p> <p>STC will ensure that both the yield and average market price are based on the same weight or number. If the weight or number is the same as a self-defined unit of expression, such as pound, ton, etc., use the self-defined unit of expression.</p>
Unit of Measure	Expressed													
Pounds, ounces, bushels, or inches	Whole number													
Tons or cwt.	Hundredths													
Flats or square yard	Whole number													
Flowering tree or shrub	Whole number (1 each)													
Field- or container-grown plants or bushes														
Containers, bunches, stems, pieces, and lugs	<p>Whole number</p> <p><b>Notes:</b> All containers, bunches, stems, pieces, lugs, etc., must include the weight or number, as applicable, and be consistent across the entire State.</p> <p><b>Example:</b> Yield = 100 containers  1 container = 25 pounds</p> <p>STC will ensure that both the yield and average market price are based on the same weight or number. If the weight or number is the same as a self-defined unit of expression, such as pound, ton, etc., use the self-defined unit of expression.</p>													

--\*

**\*--Instructions for Completing CCC-576-1, Appraisal/Production Report Noninsured Crop Disaster Assistance Program for 2019 and Subsequent Years (Continued)**

**A Completing CCC-576-1 (Continued)**

Item	Action
	<p><b>Items 20 through 23</b> are dedicated to harvested and/or farm stored production for the unit.</p> <ul style="list-style-type: none"> <li>• If production is stored in a bin or similar facility, use CCC-677-1 to calculate the applicable production.</li> <li>• For off farm-stored commodities, attach copies of warehouse receipts, etc., and enter data in subsequent rows, as appropriate.</li> <li>• For the quantity of current crop year production fed to the producer's livestock used as seed on the producer's farm and sold, attach documentary evidence, that is, feeding records, planting records, etc. or copies of sales documents, etc., and enter data in subsequent rows, as appropriate.</li> </ul>
20	Enter the unit of measure for the crop, such as pounds, bushels, cwt., tons, etc.
21	Enter the net harvested/farm-stored production. If production is farm-stored in a bin or similar facility, use and attach CCC-677-1 to calculate the application production.
22	<p>Using the unit of measure in item 20, provide the sum, rounded to the nearest tenth, of any production not to count, such as:</p> <ul style="list-style-type: none"> <li>• prior year harvested/farm-stored production remaining on the farm</li> <li>• secondary use (subparagraph 202 C)</li> <li>• salvage value (paragraph 612)</li> <li>• commingled production when acceptable records identifying this production are available (paragraph 606).</li> </ul>
23	Enter the production to count by subtracting item 22 from item 21. Round the result to the nearest tenth.
24	Enter the sum of all entries in item 23. Round the result according to rounding instructions in item 19.
25	Enter the sum of item 19 and item 24. Round the result according to rounding instructions in item 19.

--\*

**\*--Instructions for Completing CCC-576-1, Appraisal/Production Report Noninsured Crop Disaster Assistance Program for 2019 and Subsequent Years (Continued)**

**A Completing CCC-576-1 (Continued)**

Item	Action
<b>PART C – Appraisal or Report of Inventory for Value Loss Crops</b>	
This part is to be completed by an LA or FSA representative.	
26	Enter the farm numbers from CCC-576, item 8A.
27	Enter the tract numbers from FSA-578, item 12.
28	Enter the field numbers from FSA-578, item 13.
29	Enter the intended uses from CCC-576, item 6C.
30	Enter each specific size (if considered a graduated crop) or variety (if considered a nongraduated crop). See paragraph 900 to identify a graduated or nongraduated crop.
31	Enter the inventory immediately before the disaster event. See paragraph 900 for more details.
32	Enter the inventory immediately after the disaster. See paragraph 900 for more details.
33	Sum the columns for items 31 and 32. Enter the result in whole numbers. Transfer data to CCC-576, items 34 and 35.
<b>Part D – Certification by LA or FSA Representative</b>	
This part is to be completed by the LA, FSA representative, and producer.	
34A	Check the box indicating the type of appraisal completed, such as “Preliminary”, “Growing Season”, or “Final”.
34B	LA or FSA representative will sign.
34C	Enter the date the LA or FSA representative completed the appraisal.
35 A-C	<p>Producer must select the applicable checkbox (A-C) agreeing or disagreeing with the information entered by the LA.</p> <ul style="list-style-type: none"> <li>• If agreeing, go to item 36.</li> <li>• If disagreeing, go to Part E.</li> </ul>
36A	<p>Producer will sign if agreeing with the LA’s appraisal (item 35A or B).</p> <p><b>Notes:</b> Producer does not sign if disagreeing with the LA’s appraisal.</p> <p>The producer should never sign a blank CCC-576-1.</p> <p>The date signed by the producer should be the same or later than the date signed by the LA or FSA representative.</p>
36B	Enter the title, such as owner/operator, or relationship if signing in a representative capacity.
36C	Enter the date when the producer signed item 36A.

--\*

**\*--Instructions for Completing CCC-576-1, Appraisal/Production Report Noninsured Crop Disaster Assistance Program for 2019 and Subsequent Years (Continued)**

**A Completing CCC-576-1 (Continued)**

Item	Action
<b>Part E – Producer Appraisal Disagreement</b>	
Part E is to be completed by the producer if selecting the disagree option in item 35C because of a disagreement with the LA's appraisal resulting in the producer refusing to sign item 36A.	
Complete, detailed responses may assist COC in approving, disapproving, or modifying the appraisal to consider an Application for Payment.	
37A	Enter the producer's name and address.
37B	Enter the crop in dispute.
37C	Enter the NAP unit number.
37D	Enter the farm number.
37E	Enter the tract number.
37F	Enter the field number.
38A	Identify specific reasons for disagreeing with the LA's appraisal.
38B	Appraisal methods must conform with standard practices found in RMA's Loss Adjustment Manual and LASH.
38C	Representative samples selected should be based on good, average, and poor areas within the field. The minimum number of samples selected must comply with the guidance provided in RMA's LASH for the crop.
38D	Producer must provide specific reasons how the representative samples differ from the samples the LA selected.
39A	Producer will sign.
39B	Enter the title or relationship if signing in a representative capacity.
39C	Enter the date when the producer signed item 39A.

--\*

Instructions for Completing CCC-576-1, Appraisal/Production Report Noninsured Crop Disaster Assistance Program for 2019 and Subsequent Years (Continued)

B Example of CCC-576-1

The following is an example of a completed CCC-576-1.

\*--

This form is available electronically. <b>CCC-576-1</b> (03-23-20)		U.S. DEPARTMENT OF AGRICULTURE Commodity Credit Corporation		(See Page 2 for Privacy Act and Paperwork Reduction Act Statements.) <b>PART A – GENERAL INFORMATION (To be completed by County Office)</b>					
<b>APPRAISAL/PRODUCTION REPORT NONINSURED CROP DISASTER ASSISTANCE PROGRAM FOR 2019 AND SUBSEQUENT YEARS</b>				1. COUNTY FSA OFFICE NAME & ADDRESS (Include Zip Code)				2. NAP UNIT NO.	
				Any FSA Office				321	
4. PRODUCER'S NAME AND ADDRESS (Include Street, City, State and Zip Code)				3. COUNTY FSA TELEPHONE NO. (Include Area Code)		5. PRODUCER TELEPHONE NO. (Include Area Code)			
Any Producer				6. PRODUCER E-MAIL ADDRESS		7A. Crop			
						Apples			
						8A. Crop Year			
						2020			
				7B. Crop Type		8B. Planting Period			
				Common		01			
<b>PART B – APPRAISAL OR REPORT OF PRODUCTION FOR YIELD BASED CROPS (To be completed by LA or FSA representative)</b>									
9. Farm Number	10. Tract	11. Field	12. Practice	13. Intended Use	14. Reported Acres	15. Determined Acres	16. Stage	17. Appraised Production Per Acre (Bu, lbs, cwt, ton)	18. Potential Production (Item 15 x Item 17)
1028	200	10	N	FH	10.8	10.8	UH	6.9 BU	74.5
1028	200	20	N	FH	5.4	5.4	UH	9.3 BU	50.2
1028	200	30	N	FH	20.3	20.3	H		
19. Total Potential Production (Sum Item 18)								125	
Note: Any viewed ineligible causes of loss shall be noted on the Statement of Facts (FSA-501).									
<b>HARVESTED/FARM STORED PRODUCTION – INCLUDE ALL PRODUCTION FOR THE UNIT</b>									
Note: If production is stored in a bin or similar facility, use (and attach) worksheet CCC-677-1 to calculate the applicable production. Enter result in Item 21.									
20. Unit of Measure	21. Net Harvested/Farm Stored Production		22. Production Not to Count		23. Production to Count (Item 21 – Item 22)				
BU	402				402				
24. Total Net Harvested/Farm Stored Production (Sum Item 23)					402				
25. Total Production for the Unit (Item 19 + Item 24)					527				

--\*

## Instructions for Completing CCC-576-1, Appraisal/Production Report Noninsured Crop Disaster Assistance Program for 2019 and Subsequent Years (Continued)

## B Example of CCC-576-1 (Continued)

\*--

CCC-576-1 (03-23-20)						Page 2 of 3	
A. Producer's Name Any Producer (the value loss crop for 7a is oysters)					B. Unit Number 321		
<b>PART C – APPRAISAL OR REPORT OF INVENTORY FOR VALUE LOSS CROPS (To be completed by LA or FSA representative)</b>							
26. Farm	27. Tract	28. Field	29. Intended Use	30. Size or Variety	31. Beginning Inventory	32. Ending Inventory	
1096	100	20	FH	0.01	100,000,000	4,000,000	
			FH	0.11	50,000,000	2,000,000	
			FH	0.18	25,000,000	1,000,000	
			FH	0.35	1,000,000	40,000	
			FH	0.55	750,000	30,000	
			FH	0.80	500,00	20,000	
33. Total Beginning and Ending Inventory (Sum Items 31 and 32, respectively)							
Attach Appraisal Worksheet, FSA-501 (Statement of Facts), and CCC-677-1 (if applicable)							
<b>PART D – CERTIFICATION BY LA OR FSA REPRESENTATIVE (Signature in Part D, by the producer or legal representative, constitutes written agreement with Parts A, B, and/or C for the commodity as found in Item 7.)</b>							
<i>The undersigned acknowledges applying for NAP payment on the crops and units identified on this form in accordance with 7 CFR part 1437 and NAP Basic Provisions (form CCC-471 BP). The undersigned certifies that all the information entered on this form, whether personally entered by the undersigned or not, or by someone else, the attachments to this form, related acreage reports, production certifications, statements, etc., are each true and correct. The undersigned certifies that the production on this form is accurately identified to the unit and represents total production, as well as the correct share relationship, pay crop, pay type, and year shown. The undersigned understands this report is subject to spot-check, and if FSA finds that this report contains any erroneous information, FSA will render a new determination which may require a refund of unearned payments as a result of the errors. Failure to certify any of the information on this form and application accurately will result in a loss of program benefits. Additionally, by signing this form, the undersigned directs the purchaser, warehouse operator, ginner, or any person who otherwise stores or purchases crop production listed on this form to disclose the production records of such crops to USDA representatives for the purpose of verification. If CCC issues a payment as a result of this report, FSA will issue a form detailing how the payment was calculated.</i>							
<i>MULTIPLE BENEFIT EXCLUSION: If a producer is eligible to receive NAP payments and benefits under any other program administered by the Secretary for the same crop loss, the producer must choose whether to receive the other program benefits or NAP payments, but will not be eligible for both. The exclusion prohibits a producer from being compensated more than once for the same loss.</i>							
34. LA or FSA REPRESENTATIVE SIGNATURE							
A. Type of Appraisal Completed (Check One)			B. Signature			C. Date (MM-DD-YYYY)	
<input type="checkbox"/> Preliminary <input type="checkbox"/> Growing Season <input type="checkbox"/> Final							
35. Producer Agreement/Disagreement:							
<input type="checkbox"/> A. I agree with the information entered on this form. This includes all production of the crop, in the crop group, and my signature constitutes submission for application for payment.							
<input type="checkbox"/> B. I agree with the information entered on this form, but it does not include all production of the crop which I am responsible for providing before an application for payment can be considered.							
<input type="checkbox"/> C. I disagree with the information entered on this form and will complete and sign Part E of this form. Disagreeing with the loss adjuster's appraisal does not constitute application for payment.							
36A. Producer's Signature (By)			36B. Title/Relationship (Individual Signing in a Representative Capacity)			36C. Date (MM-DD-YYYY)	
<b>NOTE:</b> The following statement is made in accordance with the Privacy Act of 1974 (5 USC 552a – as amended). The authority for requesting the information identified on this form is the Commodity Credit Corporation Charter Act (15 U.S.C. 714 et seq.), the Federal Agriculture Improvement and Reform Act of 1996 (7 U.S.C. 7333 – as amended), the Federal Crop Insurance Act (7 U.S.C. 1508 – as amended), and the Agriculture Improvement Act of 2018 (Pub. L. 115-334), and 7 CFR Part 1437. The information will be used to determine eligibility to participate in and receive benefits under the Non-Insured Crop Disaster Assistance Program. The information collected on this form may be disclosed to other Federal, State, Local government agencies, Tribal agencies, and nongovernmental entities that have been authorized access to the information by statute or regulation and/or as described in applicable Routine Uses identified in the System of Records Notice for USDA/FSA-2, Farm Records File (Automated). Providing the requested information is voluntary. However, failure to furnish the requested information will result in a determination of ineligibility to participate in and receive benefits under the Non-Insured Crop Disaster Assistance Program.							
<b>Paperwork Reduction Act Statement:</b> The information collection is exempted from PRA as specified in 7 U.S.C. 9091(2)(c)(B). <b>RETURN THIS COMPLETED FORM TO YOUR COUNTY FSA OFFICE.</b>							
<small>In accordance with Federal civil rights law and U.S. Department of Agriculture (USDA) civil rights regulations and policies, the USDA, its Agencies, offices, and employees, and institutions participating in or administering USDA programs are prohibited from discriminating based on race, color, national origin, religion, sex, gender identity (including gender expression), sexual orientation, disability, age, marital status, family/parental status, income derived from a public assistance program, political beliefs, or reprisal or retaliation for prior civil rights activity, in any program or activity conducted or funded by USDA (not all bases apply to all programs). Remedies and complaint filing deadlines vary by program or incident.</small>							
<small>Persons with disabilities who require alternative means of communication for program information (e.g., Braille, large print, audiotape, American Sign Language, etc.) should contact the responsible Agency or USDA's TARGET Center at (202) 720-2600 (voice and TTY) or contact USDA through the Federal Relay Service at (800) 877-8339. Additionally, program information may be made available in languages other than English.</small>							
<small>To file a program discrimination complaint, complete the USDA Program Discrimination Complaint Form, AD-3027, found online at <a href="http://www.asc.usda.gov/complaint_filing_cust.html">http://www.asc.usda.gov/complaint_filing_cust.html</a> and at any USDA office or write a letter addressed to USDA and provide in the letter all of the information requested in the form. To request a copy of the complaint form, call (866) 632-9992. Submit your completed form or letter to USDA by: 1) mail: U.S. Department of Agriculture Office of the Assistant Secretary for Civil Rights 1400 Independence Avenue, SW Washington, D.C. 20250-9410; 2) fax: (202) 690-1442; or 3) email: <a href="mailto:program.intake@usda.gov">program.intake@usda.gov</a>. USDA is an equal opportunity provider, employer, and lender.</small>							

--\*

Instructions for Completing CCC-576-1, Appraisal/Production Report Noninsured Crop Disaster Assistance Program for 2019 and Subsequent Years (Continued)

B Example of CCC-576-1 (Continued)

\*--

CCC-576-1 (03-23-20)		Page 3 of 3		
<b>PART E – PRODUCER APPRAISAL DISAGREEMENT</b> <i>(Items 37A-D to be completed by the producer if disagreeing with a loss adjuster's appraisal (Item 35C) and providing to the FSA county office within 14 calendar days of the day the loss adjuster appraised the crop. Complete, detailed responses may assist the COC when considering the appraisal.)</i>				
37A. Producer's Name and Address				
37B. Crop in Dispute	37C. NAP Unit Number	37D. Farm Number	37E. Tract Number	37F. Field Number
<b>Producer Appraisal Disagreement</b>				
38A. Identify specific points of disagreement you have with the loss adjuster's appraisal.				
38B. Describe your appraisal method and how it differs from the loss adjuster's method.				
38C. How are your representative sample areas selected?				
38D. What is different about your representative sample areas compared to the loss adjuster's sample area?				
39A. Producer's Signature (By)		39B. Title/Relationship (Individual Signing in a Representative Capacity)		39C. Date (MM-DD-YYYY)

--\*

