

FSA HANDBOOK

Tree Assistance Program

To access the transmittal page click on the short reference

For State and County Offices

SHORT REFERENCE

1-TAP
(Revision 4)

UNITED STATES DEPARTMENT OF AGRICULTURE
Farm Service Agency
Washington, DC 20250

UNITED STATES DEPARTMENT OF AGRICULTURE

Farm Service Agency
Washington, DC 20250

Tree Assistance Program 1-TAP (Revision 4)	Amendment 11
-------------------------------------------------------	---------------------

Approved by: Acting Deputy Administrator, Farm Programs



Amendment Transmittal

A Reasons for Amendment

Subparagraphs 5 D and E have been amended to update the responsibilities of SED's, COC's, and CED's.

Subparagraph 61 A has been amended to include the revised signup period for losses incurred on or after January 1, 2017.

Subparagraph 61 F has been amended for clarity.

Subparagraph 121 D has been amended to remove the \$125,000 payment limitation for losses that occurred on or after January 1, 2017, because of the Bipartisan Budget Act of 2018.

Subparagraphs 122 A has been amended because the Bipartisan Budget Act of 2018 increased the acreage limitation for losses that occurred after January 1, 2017, from 500 acres to 1,000 acres.

Subparagraph 152 A has been amended to clarify that royalty expenses are not eligible for TAP cost share reimbursement.

Subparagraph 152 C has been amended to add Dragonfruit, Guamabana/Soursop, Carambola/Star Fruit, and Wax Jambu to the list of eligible TAP crops.

Paragraph 154 A has been amended to clarify the limitation on multiple benefits, and to add the limitations to producers receiving 2017 WHIP payments and TAP; and Florida citrus producers covered by the block grant and TAP.

Amendment Transmittal (Continued)

A Reasons for Amendment (Continued)

Subparagraph 401 E has been amended for clarity.

Subparagraph 401 J has been amended to include the Bipartisan Budget Act of 2018's removal of payment limitation for 2017 and future years.

Subparagraphs 404 C and D have been added to include TAP sequestration percentage.

Subparagraph 411 C has been added to include the TAP ECPR.

Page Control Chart		
TC	Text	Exhibit
	1-9, 1-10 3-1, 3-2 3-5, 3-6 5-1, 5-2 6-3 through 6-8 11-1 through 11-4 11-9 through 11-24 11-27 through 11-46	

Table of Contents

Page No.

Part 1 Handbook Purpose and Responsibilities

1	Handbook Purpose and Coverage	1-1
2	Authority	1-2
3	Internal Operating Guidelines	1-3
4	Publicizing TAP	1-4
5	Responsibilities	1-7
6-30	(Reserved)	

Part 2 General Eligibility Requirements

31	General Eligibility Requirements	2-1
32	Equitable Relief	2-3
33-60	(Reserved)	

Part 3 CCC-899's, Reimbursements, and Qualifying Losses

61	CCC-899, TAP Application for Assistance	3-1
61.5	CCC-899's for Cumulative Losses Due to Plant Disease.....	3-6.7
62	Reimbursement and Qualifying Losses	3-7
63	Loss Adjustment Requirements	3-10.5
64	Payment Calculations.....	3-12
65	Approval and Disapproval Letters	3-16
66-90	(Reserved)	

Part 4 Eligibility

91	Owner Eligibility for TAP	4-1
92	Successor-in-Interest	4-4
93-120	(Reserved)	

Part 5 Payment, Acreage, and Compliance Provisions

121	Payment Provisions.....	5-1
122	Acreage Provisions	5-2
123	Conservation Compliance and Administrative Provisions	5-3
124	National Compliance Reviews.....	5-4
125-150	(Reserved)	

Table of Contents (Continued)

Page No.

Part 6 TAP Criteria

151	Stand Criteria	6-1
152	TAP Payment and Mortality Rates	6-2
153	TAP Practice Completion and Expiration.....	6-6
154	Payment Policy	6-8
155	CCC-770 TAP, TAP Checklist.....	6-9
156-180	(Reserved)	

Parts 7-9 (Reserved)

181-270 (Reserved)

Part 10 TAP Software

Section 1 Level 2 eAuthentication Access

271	Accessing TAP Software	10-1
272	State, County, and Program Year Selection.....	10-3
273	TAP Application Summary.....	10-4
274-285	(Reserved)	

Subsection 1 Creating and Deleting CCC-899's

286	Creating Applications	10-21
287	Stand Summary	10-25
288	Deleting Applications	10-30
289-295	(Reserved)	

Subsection 2 Editing, Deleting, and Adding Stand Information

296	Editing Stands (Part B)	10-41
297	Deleting Stands	10-45
298	Editing Practice Information (Part B).....	10-48
299	Deleting Practice Information.....	10-50
300	Adding Practice Information (Part B).....	10-52
301-310	(Reserved)	

Subsection 3 Editing, Deleting, and Adding COC Action/Determination

311	Editing Stands for COC Action/Determination	10-71
312	Editing Practice Information for COC Action/Determination.....	10-79
313	Deleting Practice Information for COC Action/Determination.....	10-82
314	Adding Practice Information for COC Action/Determination.....	10-84
315-325	(Reserved)	

Table of Contents (Continued)

Page No.

Part 10 TAP Software (Continued)

Section 1 Level 2 eAuthentication Access (Continued)

Subsection 4 Editing Payment Eligibility and Practice Information

326	Editing Payment Eligibility.....	10-101
327	Editing Practice Code Payment Eligibility	10-104
328-335	(Reserved)	

Subsection 5 Nationwide Customer Service

336	Nationwide Customer Service Access	10-121
337-345	(Reserved)	

Subsection 6 Bulk Approvals

346	COC Determination Bulk Approvals.....	10-141
347	Payment Eligibility Bulk Approvals	10-144
348-355	(Reserved)	

Subsection 7 Electronic Approvals

356	COC Determination Electronic Approvals	10-161
357	Payment Eligibility Electronic Approvals	10-163
358-365	(Reserved)	

Subsection 8 Reports

366	TAP Reports.....	10-181
367-375	(Reserved)	

Section 2 State Office Administrative Access

376	State Office Administrative Access to TAP Web Site.....	10-201
377	State, County, and Program Year Selection.....	10-204
378	Administrator Main Menu	10-205
379	Mortality Rate Maintenance	10-206
380	Editing Mortality Rates	10-208
381	Adding Mortality Rates.....	10-210
382-400	(Reserved)	

Table of Contents (Continued)

Page No.

Part 11 TAP Automation Payment Provisions

Section 1 Basic TAP Payment Processing

401	General Payment Provisions	11-1
402	Funds Control.....	11-5
403	Payment Processing	11-6
404	Issuing TAP Payments.....	11-10
405-410	(Reserved)	

Section 2 Report CCC-899E, Estimated Calculated Payment Report

411	Information Displayed on ECPR	11-25
412	TAP Payment Reports.....	11-28
413-424	(Reserved)	

Section 3 Canceling TAP Payments

425	General Provisions	11-47
426-430	(Reserved)	

Section 4 Overpayment Processing

431	General Provisions	11-57
432	Charging Interest.....	11-58

Exhibits

1	Reports, Forms, Abbreviations, and Redelegations of Authority
2	Definitions of Terms Used in This Handbook
3	Menu and Screen Index

Part 1 Handbook Purpose and Responsibilities

1 Handbook Purpose and Coverage

A Handbook Purpose

This handbook provides procedure for TAP authorized under the 2014 Farm Bill and implemented by DAFP through PECD.

B Related Handbooks

Related handbooks include the following.

IF the material concerns...	THEN see...
referring possible fraud cases to OIG	9-AO.
TAP appeals	1-APP.
State and County Office records operations	25-AS.
signatures, power of attorney, name and address, controlled substance, deceased individuals, or closed estates	1-CM.
digital photography	8-CM.
Common Payment System	9-CM.
--Farm Records	10-CM--
acreage reporting or compliance	2-CP.
HELC/WC provisions	6-CP.
requests for relief or finality rule	7-CP.
bankruptcy flags, claims, or withholdings	58-FI.
prompt payment interest	61-FI.
assignments or joint payees	63-FI.
establishing and reporting debts in CRS	67-FI.
information policies and procedures or information available to the public	2-INFO.
eligibility flags or payment limitation allocations	2-PL.
web-based subsidiary files	3-PL.
AGI/payment limitation	5-PL.
direct attribution	5-PL.
loss adjuster management	2-NAP.

2 Authority

A Statutory Authority

*--7 U.S.C. 8201-8205 provides the authority to implement TAP.

B Regulatory Authority

Regulations governing general provisions for supplemental agricultural disaster programs, including TAP, are at 7 CFR Part 1416, Subpart B. Regulations for TAP are at--*
7 CFR Part 1416, Subpart E.

C Regulatory Reference

The following table provides the regulatory references * * * for TAP.

*--

General Eligibility Provision	Regulatory Reference
Applicability and general statement	7 CFR 1416.1 and .400
Administration	7 CFR 1416.2 and .401
Eligible producers on a farm	7 CFR 1416.3
Equitable relief	7 CFR 1416.5
Payment limitation	7 CFR 1416.6
Misrepresentation	7 CFR 1416.7
Appeals	7 CFR 1416.8
Offsets, assignments, and debt settlement	7 CFR 1416.9
Records and inspections	7 CFR 1416.10
Refunds, joint and several liability	7 CFR 1416.11
Minors	7 CFR 1416.12
Deceased individuals or dissolved entities	7 CFR 1416.13
Miscellaneous	7 CFR 1416.14
Definitions	7 CFR 1416.402
Eligible Losses	7 CFR 1416.403
Eligible orchardists and nursery tree growers	7 CFR 1416.404
Application	7 CFR 1416.405
Payment calculation	7 CFR 1416.406
Obligations of participant	7 CFR 1416.407

D Funding Authority

TAP is administered by FSA using funds from CCC.--*

3 Internal Operating Guidelines

A Limitations

*--To the extent that more than 1 particular handbook provision appears to apply, the provision that is the most restrictive on benefits or eligibility applies.

This handbook is FSA's internal operating guideline issued by the Deputy Administrator for carrying out the provisions of regulations. Handbook provisions are considered interpretive of regulations. Whenever an unintended conflict appears to exist between any handbook provisions and the pertinent applicable Federal regulations, regulations apply. The Deputy Administrator is authorized to make determinations when there are questions about TAP regulations. Therefore, for issues or situations not specifically addressed by regulation, this handbook can reflect the Deputy Administrator's general applicable policy decision on those issues.

B Modifying Provisions

Provisions in this handbook must **not** be revised without prior written approval from the National Office.

Important: Revisions include adding, deleting, editing, clarifying, supplementing, or otherwise amending any procedure, form, or exhibit.

A separate State or county handbook must **not** be created.--*

--4 Publicizing TAP*A General Information**

FSA will publicize details on TAP.

B Publicizing Program Information or Details

FSA will assist persons by providing TAP information in a variety of ways. However, because of limits on FSA resources, publication may or may **not** be by direct mail or on an individual basis. FSA meets its publication responsibilities by making broad program announcements in the press, print, and electronic media, FR documents, radio and television announcements, and through posting program information in USDA Service Centers.

The reality of limited resources has increased the participant's responsibility for being aware of program provisions. FSA **cannot** be responsible for reaching out to every potential program participant with all program information. Participants **must** seek information on program details and **not** wait for FSA to individually write or communicate with them about program provisions.

As resources permit, COC will ensure that TAP provisions are publicized and maintain a record of any and all publicity efforts, including postings in Service Centers.--*

5 Responsibilities

A STC Responsibilities

* * * STC's will:

- direct the administration of TAP
- establish maximum payment rates when they are lower than DAFP-established rates
- establish normal mortality rates
- ensure that State and County Offices follow TAP provisions
- thoroughly document all adverse actions in STC meeting minutes
- handle suspected fraud cases according to applicable procedure
- handle appeals according to 1-APP and 7 CFR Parts 11 and 780
- review and document in STC minutes, all CCC-899's approved or disapproved for State Office employees, COC members, CED's, County Office employees, and their spouses
- require reviews to be conducted by STC representative to ensure that TAP is implemented according to TAP provisions.

Note: STC may establish additional reviews to ensure that TAP is administered according to these provisions.

5 Responsibilities (Continued)

B SED Responsibilities

* * * SED's will:

- ensure that County Offices follow TAP provisions
- handle appeals according to 1-APP and 7 CFR Parts 11 and 780
- ensure DD's conduct required reviews according to subparagraph A

Note: SED may establish additional reviews to ensure that TAP is administered according to these provisions.

- *--ensure that County Offices publicize TAP provisions--*
- immediately notify the National Office of software problems, incomplete or incorrect procedures, and specific problems or findings
- ensure training is provided to FSA-certified LA's
- follow 2-NAP to obtain the services of certified LA's.

SED equitable relief authority in 7-CP applies to TAP.

C DD Responsibilities

*--DD's will:

- ensure that COC's and CED's properly carryout TAP provisions--*
- conduct reviews according to subparagraph A and any additional reviews established by STC and SED
- provide SED with a summary report of all reviews
- ensure County Offices publicize TAP provisions.

5 Responsibilities (Continued)

D COC Responsibilities

COC's will:

- follow this handbook and regulations to properly administer TAP
- ensure CCC-899's are accepted from all interested producers and processed according to this handbook
- act on all submitted and completed CCC-899's

***--Important:** COC may delegate authority to CED to approve routine cases.--*

- handle appeals according to 1-APP and 7 CFR Parts 11 and 780
- thoroughly document all adverse actions taken in COC minutes

Important: All of the following **must** be thoroughly documented for **all** TAP determinations made by COC:

- all factors reviewed or considered
 - all documentation reviewed
 - references to applicable handbooks, notices, and regulations
 - all sources of information obtained for review or consideration.
 - ensure that applicants receive complete and accurate TAP information
- Note:** TAP information may be provided through the following:
- TAP leaflets, newsletters, and print media
 - meetings
 - radio, television, and video
 - County Office visits.
 - handle suspected fraud cases according to applicable procedure
 - ensure that TAP general provisions and other important items are publicized according to paragraph 4.

5 Responsibilities (Continued)

E CED Responsibilities

CED's will:

- follow this handbook and regulations to properly administer TAP
- ensure County Office employees are trained in and follow TAP provisions
- ensure certified FSA LA visits are completed in a timely manner
- *--act on completed and routine CCC-899's for TAP, if delegated--*
- handle appeals according to 1-APP and 7 CFR Parts 11 and 780
- ensure modifications to data by an applicant are accompanied by applicant initials and dates
- ensure a second party review is conducted before CCC-899 approval or disapproval
- immediately notify SED, through DD, of software problems and incomplete or incorrect procedures
- ensure general provisions and other important items are publicized according to paragraph 4.

F PT Responsibilities

PT's will:

- follow all TAP provisions
- immediately notify CED of software problems and incomplete or incorrect procedures
- ensure applicants receive complete and accurate information.

6-30 (Reserved)

Part 2 General Eligibility Requirements

31 General Eligibility Requirements

A TAP Assistance

TAP provides disaster assistance to eligible orchardists and nursery tree growers to replant or rehabilitate trees, bushes, and vines that were lost because of an eligible natural disaster.

TAP applies to orchardists and nursery tree growers who commercially raise perennial trees *--for production of an annual crop and sustain tree deaths in excess of 15 percent in a calendar year (or loss period in a case of plant disease) because of natural disaster after adjustment for normal mortality. TAP authorizes payments to eligible orchardists and nursery tree growers who actually replant or rehabilitate eligible trees, bushes, and vines and who produce nursery, ornamental, fruit, nut, or Christmas trees for commercial sale. To be eligible for TAP, an eligible owner of trees, bushes, or vines, or a grower of the annual crop produced from the trees, bushes, or vines with a claim to ownership share in the annual crop, **must** have trees bushes and vines that were directly affected by an eligible natural disaster.--*

Note: A marketing or production contract grower **must** have production history for commercial purposes on planted or existing trees. Any questions on the eligibility of a grower's marketing or production contract should be referred to the appropriate OGC regional attorney.

Eligible tree losses must have occurred on or after October 1, 2011.

B Eligible Losses

To be considered an eligible loss under TAP, eligible trees, bushes, or vines **must** have reached mortality (that is, died) above and below ground, as a result of an eligible natural disaster event, as identified in Exhibit 2. The stand must have sustained a mortality loss in excess of 15 percent after adjustment for normal mortality.

--If a tree, bush, or vine is damaged to such an extent that it is no longer commercially viable, the tree, bush, or vine may be considered dead in determining the 15 percent-- mortality loss threshold.

Note: Death of a plant's graft or scion that necessitates removal and replacement of the plant's rootstock may be counted toward the 15 percent mortality, adjusted for normal mortality.

31 General Eligibility Requirements (Continued)

C Qualifying Mortality Losses in the Case of Plant Disease

Determining mortality loss for plant disease differs from natural disaster because the time period between bacterial, fungal, or viral infection and symptom appearance can be from a few days to several years. Therefore, the 15 percent mortality threshold and normal mortality calculation for plant disease is cumulative based on the loss and time period, as approved by DAFP. STC's must submit documentation to DAFP for approval of STC determined loss and expected mortality time period according to subparagraph D.

D Requesting Cumulative Time Periods for Mortality for Plant Disease

For cumulative plant disease mortality losses, STC's **must** submit to DAFP, reliable documentation to support confirmed prognosis and the determined loss period for the claimed infected trees, bushes, or vines, such as:

- plant pathology reports
- entomology laboratory reports
- related environmental factors
- integrated pest management data that may include timing of application, including biological, cultural, and chemical controls, as appropriate
- any other related data on periphery of pathogen and stage of trees affected.

Note: There may be regional differences in disease severity within a State; therefore, STC **must** document requests by region.

*--County Offices **must** retain the producer's initial CCC-899 on plant disease confirmation in the automated system, and forward a copy to CCC representative to complete CCC-899, --* Part D when producer reports total mortality in subsequent years.

--32 Equitable Relief [7 CFR Part 1416.5]*A Equitable Relief Requests**

Equitable relief provisions will not be used to obtain a different program result, payment, or benefit not otherwise available to a participant who satisfied all eligibility and compliance provisions.

Example: TAP requires a 15 percent mortality loss (after normal mortality) to be eligible for assistance. Relief provisions cannot be used to extend TAP when the minimum mortality loss has not occurred.

B COC Action

COC will:

- review each equitable relief request (programmatic, failure to fully comply, or misinformation/misaction) and in cases where COC determines relief is warranted, document the justification for recommending equitable relief to STC
- follow 7-CP for processing relief requests.

C STC Action

STC's will:

- review each request for equitable relief and in cases where STC determines relief is warranted, document the justification for recommending equitable relief to DAFP
- follow 7-CP for processing relief requests.--*

33-60 (Reserved)

Part 3 CCC-899's, Reimbursements, and Qualifying Losses

61 CCC-899, TAP Application for Assistance

A Filing CCC-899's

To apply for TAP benefits, an applicant **must** file an automated CCC-899 (paragraph 286) in the administrative County Office that maintains the farm records for the agricultural operation by crop type, stand, and producer share.

Note: See subparagraph 61.5 A on filing CCC-899 for losses because of plant disease.

Applicants who suffered eligible tree, bush, and vine losses after January 1, 2017, must provide an application and supporting documentation to FSA within 90 calendar days of each disaster event or date when the loss of trees, bushes, or vines is apparent to the producer.

* * *

Applicants who suffer multiple disasters during the calendar year may file multiple CCC-899's.

Applicants must certify and provide adequate proof that the losses were the direct result of an eligible natural disaster.

Notes: Applicants must be active in SCIMS with a legacy link to the administrative county accepting CCC-899 to apply and receive benefits under TAP.

Applicants must be active on a farm in the administrative county accepting CCC-899 to apply and receive benefits under TAP.

If an applicant is not in SCIMS with a legacy link to the administrative county accepting CCC-899, do the following:

- add the applicant to SCIMS
- create the legacy link according to 1-CM.

61 CCC-899, TAP Application for Assistance (Continued)

A Filing CCC-899's (Continued)

Each eligible applicant with a share interest in a stand who wants TAP payments **must** complete and sign a separate CCC-899 for that share of the stand.

Example 1: John Brown and others suffered eligible fruit tree losses and have the following interests in 2 counties that are administered in Jefferson County:

- B and B General Partnership has a permanent TIN and owns citrus groves in Jefferson County
- John Brown as 100 percent individual owner of pecan trees in Jefferson County
- John Brown and Jane Brown share owners of huckleberry bushes in Jefferson County; John Brown and Jane Brown have separate TIN's and jointly own the bushes on a 25-75 percent share
- John Brown as 100 percent individual owner of a stand of citrus trees in De Soto County that is administered in Jefferson County.

Assuming John Brown and others want TAP payments for their share of each stand, the following CCC-899's would need to be submitted:

- one CCC-899 for B and B General Partnership for 100 percent share of the citrus trees in Jefferson County
- one CCC-899 for John Brown for 100 percent interest in the pecan stand in Jefferson County
- one CCC-899 for John Brown for 25 percent interest in the huckleberry bushes operation in Jefferson County he shares with Jane Brown
- one CCC-899 for Jane Brown for 75 percent share of the citrus grove in Jefferson County she shares with John Brown
- one CCC-899 for John Brown with 100 percent share of the citrus grove physically located in De Soto County, but administered in Jefferson County.

61 CCC-899, TAP Application for Assistance (Continued)

A Filing CCC-899's (Continued)

Example 2: Smith Brothers, Inc., incurred eligible fruit tree losses and has 100 percent interest in the fruit trees.

Only one CCC-899 would be submitted for Smith Brothers, Inc., for its 100 percent share regardless of who owns Smith Brothers, Inc., or how it is comprised. The producer who suffered the loss is the producer who signs CCC-899. In this example, the Smith Brothers, Inc., is the producer that suffered the loss, and consequently, is the eligible applicant for TAP. The individual stockholders did not suffer the loss and are not individually eligible for the tree losses suffered by the corporation. Only an authorized representative of the corporation can sign CCC-899 on behalf of the corporation.

B Completing CCC-899's

Complete CCC-899 according to the following:

- Parts A, B, and C are to be completed when CCC-899 is submitted
- Part D is to be completed following FSA's field visit to verify cause of loss and determine trees/acres in stand according to paragraph 63
- COC or designated representative shall then approve or disapprove the information entered in Part D, by signing Part E
- Part F is to be completed, and signed by applicant, after the applicant completes all practices and submits cost documentation for all components of the completed practices; receipts should include individual component cost indicating total cost for each practice, the date, and vendor's name and location

Note: If applicant chooses to replant different eligible trees, bushes, or vines than those initially lost, Part F must reflect the new crop, applicable practice codes, trees, acres, completed, and actual cost.

- COC or designated representative shall then approve or disapprove CCC-899, and sign Part G.

***--Note:** The signature date and approval date will be entered in the automated system--*
only after the actual cost data is entered and CCC-899 is ready for payment.

61 CCC-899, TAP Application for Assistance (Continued)

C Signing and Certifying CCC-899's

When signing CCC-899, item 17A the applicant is:

- applying for TAP benefits for the applicant listed on CCC-899, item 2A
- certifying **all** of the following:
 - all trees, bushes, or vines entered on CCC-899 were planted for commercial purposes, and were lost and/or damaged because of an eligible natural disaster, as defined in Exhibit 2
 - ~~all~~--applicant owns eligible trees, bushes, or vines, or is a producer of an annual crop from the tree, bush, or vine
 - all information on CCC-899 and all supporting documents provided is true and correct
 - benefits received under any other Federal disaster payment program for the same ~~loss~~--* loss has been or will be refunded, as applicable (paragraph 154)

Note: CCC-899's may be disapproved if information or evidence is false or in error, and other sanctions or penalties may apply.

- authorizing FSA officials to:
 - enter on, inspect, and verify **all** applicable acreage where the applicant has an interest for the purpose of confirming accuracy of the information provided
 - review, verify, and authenticate all information provided on CCC-899 and supporting documents.

D Signature Requirements

Follow 1-CM for signature requirements.

61 CCC-899, TAP Application for Assistance (Continued)

E Deleting CCC-899's

County Offices must not delete or remove from FSA records, copies of any signed CCC-899.

If an applicant requests to withdraw a signed CCC-899, the applicant must write “**Withdrawn**” on CCC-899, initial, and write the date next to “**Withdrawn**”. County Offices will then delete CCC-899 from the automated system (paragraph 288).

Notes: For succession-in-interest, a new CCC-899 **must** be initiated by the successor, and CCC-899 for the predecessor will be deleted from the automated system.

See paragraph 92 for succession-in-interest provisions.

F Acting on CCC-899's

*--COC or CED if delegated, **must** act on all submitted and completed CCC-899's.--*

Notes: CED may delegate approval authority to PT's for routine cases. PT's will **not** be delegated authority to disapprove any CCC-899's.

STC's must review all CCC-899's approved or disapproved for State Office employees, COC members, CED's, County Office employees, and their spouses.

Before approving CCC-899, Part G, the approving official **must** ensure that **all** eligibility requirements are met, a field visit has been completed according to paragraph 63, and the approving official is satisfied with **all** of the following:

- stand is eligible according to paragraph 151
- applicant has a stand that sustained mortality loss in excess of 15 percent after adjustment for normal mortality
- applicant is considered an eligible owner according to paragraph 91

61 CCC-899, TAP Application for Assistance (Continued)

F Acting on CCC-899's (Continued)

- loss occurred because of an eligible natural disaster as defined in Exhibit 2
- *--FSA has made a decision about the number of acres and trees destroyed and damaged--*
- all signature requirements on CCC-899, Part F are met
- all practices claimed for payment on the stand are complete
- all documentation is provided in support of payment
- all signature requirements are met.

If all TAP eligibility requirements are **not** met, or it is determined that the information on CCC-899 or any additional supporting documentation provided by the applicant is
 *--inadequate or **not** accurate or justifiably reasonable, the following actions will be taken:--*

- disapprove CCC-899
- notify the applicant of disapproval
- provide the applicant applicable appeal rights according to 1-APP
- thoroughly document reasons for disapproval in COC minutes, if disapproved by COC.

61 CCC-899, TAP Application for Assistance (Continued)

***--G Late-Filed Provisions**

The COC and STC do not have authority to approve programmatic relief for late-filed CCC-899's. However, a late-filed CCC-899 will be reviewed according to the following table:

Note: Neither COC nor STC are under any obligation to recommend relief. COC is not required to submit cases to STC that COC believes do not warrant relief, nor is STC required to submit cases to DAFP that STC believes do not warrant relief. If relief is not recommended by either COC or STC, the late-filed application will be disapproved and the County Office will notify the participant in writing of the decision on the participant's request for late-filed CCC-899. If CCC-899 is disapproved, not the participant, with appropriate appeal rights according to 1-APP (based on the reviewing authority's decision that the CCC-899 was late and that relief was not appropriate). Cases do not have to be submitted to STC or DAFP for disapproval of relief.

If CCC-899 is submitted...	THEN do the following...
after the deadline, but it is not accompanied by a written request of the participant for late-filing	County Office will issue a letter to the participant explaining that FSA cannot process CCC-899 because it was filed after the deadline. The letter must advise the participant that the participant may, within 30 calendar days of the receipt of the letter, file a written appeal to COC.
after the application deadline and is either accompanied by a written request for late-filing or the participant has filed a timely appeal of the county FSA office's notification that the application cannot be processed.	<p>COC will review and make a determination of whether relief is appropriate and, if so, forward a recommendation to STC for final action. STC will review the participant's request and COC recommendation.</p> <p>Note: If the matter comes to COC by appeal, follow 1-APP for acknowledging and scheduling an appeal.</p> <p>Neither COC nor STC are under any obligation to recommend relief. COC or STC can disapprove CCC-899 and choose not to forward a recommendation for relief of approval of the late-filed CCC-899 to DAFP. If relief is recommended, STC will forward an appropriate recommendation to DAFP.</p> <p>DAFP may:</p> <ul style="list-style-type: none"> grant relief to approve the late-filed CCC-899 <p>Note: The FSA representative will sign and date CCC-899 with the effective DAFP decision date.</p> <ul style="list-style-type: none"> deny relief and disapprove the CCC-899. <p>Note: State Offices will advise COC to notify the participant in writing that relief has been disapproved by DAFP. The letter must include appropriate appeal rights according to 1-APP.</p>

--*

61 CCC-899, TAP Application for Assistance (Continued)

H Example of CCC-899

Following is an example of CCC-899.

CCC-899 (04-15-14)		U.S. DEPARTMENT OF AGRICULTURE Commodity Credit Corporation		1A. County FSA Name and Address (Include Zip Code) Collier County FSA 3434 Hancock Bridge Parkway Ft. Myers, FL 33903-7094	
TREE ASSISTANCE PROGRAM APPLICATION FOR TREES, BUSHES, AND VINES				1B. County FSA Office Telephone Number (Include Area Code) 222-333-4444	
				1C. Program Year 2013	
<p>NOTE: The following statement is made in accordance with the Privacy Act of 1974 (5 USC 552a - as amended). The authority for requesting the information identified on this form is 7 CFR Part 1416, the Commodity Credit Corporation Charter Act (15 U.S.C. 714 et seq.), and the Agricultural Act of 2014 (Pub. L. 113-79). The information will be used to determine eligibility for tree assistance program benefits. The information collected on this form may be disclosed to other Federal, State, Local government agencies, Tribal agencies, and nongovernmental entities that have been authorized access to the information by statute or regulation and/or as described in applicable Routine Uses identified in the System of Records Notice for USDA/FSA-2, Farm Records File (Automated). Providing the requested information is voluntary. However, failure to furnish the requested information will result in a determination of ineligibility for tree assistance program benefits.</p> <p>This information collection is exempted from the Paperwork Reduction Act as specified in the Agricultural Act of 2014 (Pub. L. 113-79, Title I, Subtitle F - Administration). The provisions of criminal and civil fraud, privacy, and other statutes may be applicable to the information provided. RETURN THIS COMPLETED FORM TO YOUR COUNTY FSA OFFICE.</p>					
PART A - APPLICANT INFORMATION					
2A. Applicant's Name Robert Sams			2B. Applicant's Address (Including Zip Code) 42 Orchard Drive Ft. Myers, FL 33903		
PART B - APPLICANT'S STAND INFORMATION					
3. A. I am an orchardist or nursery tree grower that planted trees for commercial purposes: <input type="checkbox"/>					4. Disaster Event Hurricane
B. I did not plant the trees but have a production history for commercial purposes on the planted or existing trees: <input type="checkbox"/>					
5. Disaster Date 05-03-2013	6. Crop Name 0023 - Oranges	7. Stand Number 246	8. Applicant's Share 100 %	9. Total Acres in Stand 5	
10. Total Acres Damaged 3	11. Total Trees in Stand 500	12. Total Trees Lost 250	13. Total Trees Damaged 0	14. Total Replanted Trees 250	
15. Practice Code			16. Trees/Acres Requested		
01 - fruit & nut tree replacement per tree			250		
10 - planting cost per eligible tree			250		
14 - site preparation per acre			3 acres		
PART C - APPLICANT CERTIFICATION STATEMENT					
<p>Payments under the Tree Assistance Program will be made to eligible orchardists and nursery tree growers who replant trees, bushes and vines that were grown for the commercial production of an annual crop and who suffered eligible losses due to natural disaster, adverse weather, or other environmental condition. Each producer must complete and file Form CCC-899 to be eligible to receive program benefits. By signing this application, applicant:</p>					
1. Agrees to provide FSA any documentation required to determine eligibility that verifies and supports all information provided, including the applicant's certification;					
2. Understands the application may be disapproved if the applicant fails to provide any information requested by FSA;					
3. Authorizes FSA, at any time, with or without the applicant's presence, to enter upon, inspect and verify all acres and crops in which the applicant has an interest;					
4. Agrees to comply with, and acknowledges the applicant is subject to, all the regulations governing the program and understands that instructions and assistance are available for completing this form;					
5. Agrees to complete all replanting, rehabilitation, and other appropriate program-related activities within 12 months from the date of application approval.					
I certify that:					
1. The above information provided by me or my legal representative is true and correct.					
2. The losses occurred during the disaster date listed in Item 5.					
3. If determined eligible, I will receive the lesser of: (a) 65 percent of the producer's actual cost of replanting, in excess of 15 percent mortality (adjusted for normal mortality), and/or 50 percent of the producer's actual cost of rehabilitation, in excess of 15 percent damage or mortality (adjusted for normal tree damage and mortality); or (b) the maximum eligible amount established for the practice by the Deputy Administrator.					
4. I understand that this application may be disapproved if information or evidence provided is false or in error, and that civil or criminal penalties associated with the provision of false or erroneous information could apply, including but not limited to those provided for in 18 U.S.C. 1001.					
17A. Applicant's Signature (By) /s/ Robert Sams		17B. Title/Relationship of the Individual Signing in the Representative Capacity /s/ Marvin Represents		17C. Date (MM-DD-YYYY) 05-08-2013	
<p><small>The U.S. Department of Agriculture (USDA) prohibits discrimination against its customers, employees, and applicants for employment on the basis of race, color, national origin, age, disability, sex, gender identity, religion, reprisal, and where applicable, political beliefs, marital status, familial or parental status, sexual orientation, or all or part of an individual's income is derived from any public assistance program, or protected genetic information in employment or in any program or activity conducted or funded by the Department. (Not all prohibited basis will apply to all programs and/or employment activities.) Persons with disabilities, who wish to file a program complaint, write to the address below or if you require alternative means of communication for program information (e.g., Braille, large print, audiotape, etc.) please contact USDA's TARGET Center at (202) 720-2600 (voice and TDD). Individuals who are deaf, hard of hearing, or have speech disabilities and wish to file either an EEO or program complaint, please contact USDA through the Federal Relay Service at (800) 877-8339 or (800) 845-6136 (in Spanish).</small></p> <p><small>If you wish to file a Civil Rights program complaint of discrimination, complete the USDA Program Discrimination Complaint Form, found online at http://www.ascr.usda.gov/complaint_filing_cust.html, or at any USDA office, or call (866) 632-9992 to request the form. You may also write a letter containing all of the information requested in the form. Send your completed complaint form or letter by mail to U.S. Department of Agriculture, Director, Office of Adjudication, 1400 Independence Avenue, S.W., Washington, D.C. 20250-9410, by fax (202) 690-7442 or email at program.intake@usda.gov. USDA is an equal opportunity provider and employer.</small></p>					

61 CCC-899, TAP Application for Assistance (Continued)

H Example of CCC-899 (Continued)

CCC-899 (04-15-14)				Page 2 of 2	
PART D - COC ACTION/DETERMINATION (FOR FSA USE ONLY)					
18. Disaster Event Hurricane	19. Disaster Date 05-03-2013	20. Crop Name 0023 - Oranges	21. Stand Number 246	22. Total Determined Trees in Stand 500	
23. Total Determined Trees Lost 250	24. Total Determined Trees Lost for Payment 205	25. Total Determined Trees Damaged 0	26. Total Determined Damaged Trees for Payment 0		
27. Total Determined Acres in Stand 5	28. Total Determined Damaged Acres in Stand 3	29. Total Determined Acres for Payment 2.5	30. Total Replanted Trees 250		
31. Practice Code			32. Trees/Acres		
01 - fruit & nut tree replacement per tree			205		
10 - planting cost per eligible tree			205		
14 - site preparation per acre			2.5 acres		
PART E - COC APPROVAL OR DISAPPROVAL OF TAP LOSS AND ACRES FOR PAYMENT					
33A. COC Signature		33B. Action: <input type="checkbox"/> APPROVED <input type="checkbox"/> DISAPPROVED		33C. Date (MM-DD-YYYY)	
34. Remarks					
PART F - CERTIFICATION AND APPLICATION FOR PAYMENT (To Be Completed by Applicant)					
35. Disaster Event Hurricane	36. Disaster Date 05-03-2013	37. Crop Name 0023 - Oranges	38. Stand Number 246		
39. Practice Code		40. Trees/Acres Completed		41. Actual Cost	
01 - fruit & nut tree replacement per tree		250		\$ 2,350	
10 - planting cost per eligible tree		250		\$ 680	
14 - site preparation per acre		3 acres		\$ 1,725	
42A. Applicant's Signature (By) /s/ Robert Sams		42B. Title/Relationship of the Individual Signing in the Representative Capacity /s/ Marvin Represents		42C. Date (MM-DD-YYYY) 04-29-2014	
PART G - COC APPROVAL OR DISAPPROVAL FOR TAP PAYMENT					
43A. COC or Designee's Signature /s/ Marvin Represents		43B. Action: <input type="checkbox"/> APPROVED <input type="checkbox"/> DISAPPROVED		43C. Date (MM-DD-YYYY) 05-02-2014	

61.5 CCC-899's for Cumulative Losses Due to Plant Disease**A Filing CCC-899's for Cumulative Plant Disease Losses --***

Producers suffering cumulative losses because of plant disease, such as citrus greening, must contact their administrative County Office to report the presence of the disease. For cases where STC has requested a loss period for plant disease and DAFP has approved that request, the loss period for the plant disease begins when the producer first recognizes the disease in the stand, and ends when an infected tree becomes either biologically dead or no longer commercially viable within the loss period established by STC and DAFP according to paragraph 31. The 15 percent mortality threshold and normal mortality calculation is cumulative based on the loss and time period. * * *

*--The Loss Adjuster Management software requires the stand number from the CCC-899 TAP application in order to pay LA's for performing field inspections for TAP; therefore, manual CCC-899's are no longer authorized for cumulative plant disease losses. County offices must enter all previously filed manual CCC-899's for cumulative mortality losses due to plant disease into the automated system.

Producers must * * * annually file CCC-899 by stand to report the number of trees lost, even though they may not file for assistance until a subsequent year in the loss period. At this time the County Office can update the total determined tree, bush, or vine losses in the automated system.

Note: Cumulative CCC-899's must be filed according to the time line in paragraph 31 C.

B Finalizing CCC-899 for Cumulative Losses Due to Plant Disease

The CCC-899 may be finalized when the producer requests to file one cumulative CCC-899 capturing all loss in the approved loss period.

Before approving CCC-899 for payment, the approving official must ensure that all eligibility requirements are met, and a field visit has been completed to verify practice completion. See paragraph 63 for LA requirements.--*

62 Reimbursement and Qualifying Losses

A Eligibility Overview

TAP provides replanting and rehabilitation assistance to eligible orchardists and nursery tree growers that suffered more than a 15 percent tree, bush, or vine mortality loss, adjusted for normal mortality, on a stand as a result of natural disaster.

Important: A stand that did not sustain a mortality loss is **not** eligible for payment.

*--B TAP Eligibility for Those Who Replant Trees

Eligible orchardists or nursery tree growers who planted trees for commercial production, but lost those previously planted trees because of an eligible natural disaster, may be reimbursed for the cost of replanting trees and/or rehabilitating trees damaged, in excess of 15 percent mortality (adjusted for normal tree mortality), as follows:--*

- for replanting and the cost of seedlings or cuttings, for tree, bush, or vine replacement the lesser of either of the following:
 - 65 percent of the actual total cost of the practice
 - total amount calculated using rates established by DAFP for the practice
- for the cost of pruning, removal, and other costs incurred for salvaging existing trees, bushes, or vines, or in the case of mortality, to prepare the land to replant trees, bushes, or vines, the lesser of either of the following:
 - 50 percent of the actual cost of the practice
 - amount calculated using rates established by DAFP for the practice.

62 Reimbursement and Qualifying Losses (Continued)

***--C Eligibility for Replanting or Rehabilitation Under TAP Following Natural Disaster**

Eligible orchardists or nursery tree growers who did not plant the trees that were lost or suffered damage because of an eligible natural disaster, but have a production history for commercial purposes on planted or existing trees may be eligible for TAP for rehabilitation of damaged trees if **both** of the following occur:

- tree mortality exceeds 15 percent (adjusted for normal mortality)
- tree damage exceeds 15 percent (adjusted for normal tree damage).

Notes: An eligible orchardists or nursery tree grower who rehabilitates will not be eligible for TAP payments for replanting practices.

Only an owner of planted trees or a lessee who had planted trees that were lost because of natural disaster, and who also replants the trees (all other eligibility and loss threshold provisions apply) is eligible for replanting of trees.--*

If there is tree damage, then tree loss (mortality plus normal mortality) **must** be met **before** eligibility for tree damage can be determined. Payments for pruning, removing, and other costs incurred for salvaging existing trees or, for tree mortality, to prepare the land to replant trees, is the lesser of the following:

- 50 percent of the actual total cost of the practice
- total amount calculated using rates established by DAFP for the practice.

Note: Losses from different stands with the same crop type will **not** be averaged to determine loss eligibility.

62 Reimbursement and Qualifying Losses (Continued)

D Determining Losses Without Physical Evidence

If physical evidence of the lost trees, bushes, or vines no longer exists, the owner must provide evidence acceptable for COC to determine the eligible trees, bushes, or vines existed and were lost on each stand because of the approved eligible natural disaster condition. The owner has the burden of proof to substantiate previous existence of trees that no longer exist. Evidence that COC may determine acceptable includes the following:

- receipts for the original purchase of the eligible trees, bushes, or vines where TAP is requested
- documentation of labor and equipment used to plant or remove the eligible trees, bushes, or vines that were lost
- chemical, fertilizer, or other related receipts to substantiate the existence of the eligible trees, bushes, or vines
- RMA appraisal worksheet may be used by COC to substantiate applicant's certification of trees lost

Note: This may be considered; however, FSA is under **no** obligation to find or obtain these records.

- certifications of tree, bush, or vine losses by third parties (indirectly involved), such as consultants, Extension Service, universities, or Government personnel, but only if the following conditions are met:
 - there is no other documentation available
 - COC determines the cost estimates are reasonable for the practice compared to actual cost documentation submitted by other contractors or vendors for comparable practice components for that crop type and stand.

*--COC must document third party certifications in COC minutes to indicate source data used. STC representative must either concur with COC recommendation or work with COC to establish acceptable evidence.

Notes: Whether provided by applicant or someone else, the TAP applicant is liable for any errors in reporting physical evidence.

County Office employees will conduct a field visit and determine all tree losses--* and acres on CCC-899, Part D, when physical evidence is available.

62 Reimbursement and Qualifying Losses (Continued)

E Ineligible Trees, Bushes, or Vines

See Exhibit 2 for the definitions of trees, bushes, or vines.

The following are examples of trees, bushes, or vines **not** eligible for TAP:

- trees grown for pulp or timber
- other trees, bushes, or vines **not** grown for commercial production of annual crops
- tomatoes, pumpkins, watermelons, and pineapple.

F Ineligible Losses

*--Losses ineligible for TAP include the following:

- trees replanted, but destroyed either before an application for payment is filed or paid by FSA, or destroyed within 1 year of replanting for other than natural disaster--*
- losses because of lack of irrigation systems, or other conditions not included in the definition of natural disaster (see Exhibit 2 for definition)
- losses that could have been prevented through readily available horticultural measures
- losses of trees, bushes, or vines that would have normally been replanted within the 12-month period following the loss, in absence of a natural disaster
- losses of fruit and nut trees that were not planted for commercial purposes
- losses of eligible trees covered by a current CRP, ECP, or WRP contract (paragraph 154)
- losses of plants grown outside USDA hardiness zone for the recognized crop type grown
- losses of trees grown for commercial timber or pulp
- losses not directly affected by an eligible natural disaster.

Example: Damaging weather interrupts electrical power service causing irrigation pumps to *--fail. The loss of trees, bushes, or vines because of the lack of water from the failure of the irrigation equipment is **not** eligible because natural disaster did not directly impact the trees, bushes, or vines.--*

63 Loss Adjustment Requirements

A Authorized Use of Certified FSA Loss Adjusters (LA) for TAP

For 2015 and subsequent years, certified FSA LA's shall be used to perform field visits for TAP. Certified LA's may also be used for any prior year TAP work being completed in 2015. Follow procedure in 2-NAP to obtain the services of certified LA's.

Note: If a certified LA is unable to timely perform the field visit, an FSA representative may be used.

B Loss Adjustment Responsibilities for TAP

Responsibilities include, **but are not limited to**, the following:

- use and be proficient with the applicable loss adjustment equipment
- be familiar with TAP eligibility requirements, this handbook, TAP regulation (7 CFR §1416.400 – Subpart E), and CCC-899 (TAP Application)
- review applicant's CCC-899 and all supporting documentation; that is, review and verify acreage report, before performing on-site visual inspections to verify loss
- timely perform on-site visual inspections to verify **actual** qualifying losses and the number of tree and acres involved

* * *

- consult qualified experts, such as Department of Forestry, Universities, Extension Service, etc., for guidance in determining appropriate practices
- for plant disease mortality losses, consult with STC to verify the determined loss period established for a specific plant disease
- perform a second on-site visual inspection to verify practice completion.

C Field Visit to Verify Applicant's Claim

Before COC approval of CCC-899, Part E, a certified FSA LA will perform a field visit and manually document the following on CCC-899, Part D:

- eligible disaster event
- date of disaster event
- name of lost and/or damaged crop
- stand number

--63 Loss Adjustment Requirements (Continued)*C Field Visit to Verify Applicant's Claim (Continued)**

- total determined number of trees in the stand
- total determined number of trees lost (reached mortality, i.e., dead, above and below ground) in the stand

Note: Death of a plant's graft or scion that necessitates removal and replacement of the plant's rootstock may be counted toward the 15 percent mortality adjusted for normal mortality.

- total determined number of trees lost (reached mortality, i.e., dead, above and below ground), eligible for payment
- total determined number of trees damaged in the stand
- total determined number of trees damaged in the stand eligible for payment
- total determined acres in the stand

Note: Review and verify the acreage report submitted by applicant.

- total determined damaged acres in the stand
- total determined damaged acres in the stand eligible for payment
- applicable DAFP-established practice codes
- trees and/or acres eligible for each practice code (see subparagraph 152 A for a list of eligible practice codes and maximum payment rates).

Note: LA's may consult qualified experts, i.e., Department of Forestry, Universities, Extension Service, etc., for guidance in determining appropriate practices.

Important: In cases of plant disease or insect infestation, COC may require information from a qualified expert to determine the extent of loss.--*

--63 Loss Adjustment Requirements (Continued)*D Verifying Losses**

Regardless of the number of trees for which the applicant requests TAP, the FSA representative must be able to determine the actual number of trees and acres in the stand, and actual trees lost and damaged because of an eligible natural disaster, to ensure that the correct eligible loss threshold calculation is performed.

Example: The applicant reports he or she will only replace 30 trees in a 10-acre orchard. FSA representative visits the orchard and determines the total number of trees in the stand is 1,000, and actual trees lost is **400**, which meets the 15 percent mortality loss threshold (15 percent + 3 percent normal mortality) (1,000 x 18 percent = 180 trees that must be lost).

Notes: If at the time the applicant reports the completed practices, records show 100 trees were replanted instead of the 30 trees, the applicant will be eligible for reimbursement on the 100 trees. This applies because the maximum number of trees for TAP assistance that may be paid in this example is 328 trees:

400 trees lost x 18% (15% mortality + 3% normal mortality) = 72 trees
 400 trees lost – 72 trees = 328 trees eligible for payment.

CCC-899 **must** be modified to reflect the change and approved by COC (Part 10, Section 1, Subsections 2 and 3).

E Field Visit to Verify Practice Completion

Before COC approval of CCC-899, Part G, an FSA certified LA shall perform a field visit to verify practice completion, and that all eligibility requirements have been met.--*

64 Payment Calculations

*--A TAP Payment Eligibility

Eligible orchardists and nursery tree growers qualify under TAP for eligible tree, bush, and vine mortality and damage losses in excess of 15 percent, adjusted for normal mortality and normal damage, that occurred in the calendar year (or loss period in the case of plant disease) where benefits are requested, due to an eligible natural disaster.--*

Qualifying applicants are eligible for the **lesser** of either of the following:

- 65 percent of their actual cost for replanting trees (in excess of 15 percent mortality, adjusted for normal mortality) **and** 50 percent of the actual cost of pruning, removing, and other costs incurred to salvage existing trees or, in the case of tree mortality, to prepare the land to replant trees, in excess of 15 percent mortality * * * (adjusted for normal mortality)
- payment amount calculated using the maximum DAFP-established practice payment rates.

After the applicant qualifies for payment by meeting the 15 percent tree mortality threshold plus normal mortality, payments will be calculated as the **lesser** of the following:

- Actual Cost Receipts x Percent Applicant Share x Percent Payment Level = Total Payment
- Total Determined Trees Lost, Trees Damaged, and Acres x Percent Applicant Share x Practice Payment Rate = Total Payment.

64 Payment Calculations (Continued)

B Loss Examples

Example 1: In the following example, Bonnie, owner of stand 123, reported a total stand of 500 apple trees on 5 acres and a loss of 250 apple trees on 3 acres. Bonnie filed CCC-899 to replant all 250 of the lost apple trees. Bonnie indicated a producer's share of 100 percent. The loss threshold is 15 percent and the normal mortality rate is 3 percent. COC representative subsequently visited the orchard and determined that, because of an eligible disaster condition, 250 fruit trees were lost on 3 acres.

Stand Information:	Stand Number	123
	Total Trees in Stand	500
	Total Acres in Stand	5
	Total Determined Lost Trees	250
	Total Determined Damaged Trees	0
	Total Acres Requested	3

- The first calculation is to determine if Bonnie is eligible for TAP.

Calculate loss threshold and normal mortality on stand of trees as follows.

500 trees in stand x 15% loss threshold =	75 trees
500 trees in stand x 3% normal mortality =	<u>15</u> trees
	90 trees

Bonnie is eligible for TAP because the 250 trees lost are greater than the loss threshold of 90 trees.

- The second calculation is to determine the trees and acres for payment.

Calculate trees and acres for payment as follows.

250 trees lost
- <u>45</u> (250 trees lost x 18% (15% loss threshold + 3% normal mortality) = 45 trees))
205 trees eligible for payment

3.0 acres lost
- <u>.5</u> acre (3 acres lost x 18% (15% loss threshold + 3% normal mortality) = .5 acre))
2.5 acres eligible for payment

Bonnie is eligible for payment on:

- 205 trees
- 2.5 acres.

64 Payment Calculations (Continued)

B Loss Examples (Continued)**Example 1: (Continued)**

- The following DAFP-established practice rates and payment levels were used to determine Bonnie's maximum eligible payment amount:

Practice Code 01 - (Fruit and Nut Tree Replacement Per Tree = \$8)

$$205 \text{ trees} \times 100\% \text{ (share)} \times \$8 \text{ per tree} = \$1,640$$

Practice Code 10 - (Tree Planting Cost Per Tree = \$2)

$$205 \text{ trees} \times 100\% \text{ (share)} \times \$2 \text{ per tree} = 410$$

Practice Code 14 - (Site Preparation Per Acre = \$500 per acre)

$$2.5 \text{ acres} \times 100\% \text{ (share)} \times \$500 = 1,250$$

Actual cost receipts submitted by Bonnie are calculated as follows.

$$\text{Receipts for tree replacement: } \$1,000 \times 100\% \text{ (share)} \times 65\% \text{ (payment level)} = \$650$$

$$\text{Receipts for tree planting: } \$500 \times 100\% \text{ (share)} \times 65\% \text{ (payment level)} = 325$$

$$\text{Site preparation expense: } \$1,200 \times 100\% \text{ (share)} \times 50\% \text{ (payment level)} = 600$$

- Bonnie is eligible for the **lesser** of the maximum payment or actual cost per practice as follows:
 - practice 01: \$650 (actual cost)
 - practice 10: \$325 (actual cost)
 - practice 14: \$600 (actual cost).

In this example, Bonnie's estimated TAP payment amount is **\$1,575**.

64 Payment Calculations (Continued)

B Loss Examples (Continued)

Example 2: Gray, owner of stand 221, reported a total of 400 trees with loss of 30 lemon trees, and damage of 75 lemon trees on 2 acres of his 6-acre orchard. Gray indicated a producer's share of 100 percent. COC representative visited the orchard and determined, because of eligible disaster condition, 30 lemon trees were lost, and 75 lemon trees were damaged on 2 acres.

Stand Information:	Stand Number	221
	Total Trees in Stand	400
	Total Acres in Stand	6
	Total Determined Lost Trees	30
	Total Determined Damaged Trees	75
	Total Acres Requested	2

- The first calculation is to determine if Gray is eligible for TAP.

Calculate loss threshold and normal mortality on trees/acres as follows.

400 trees in stand x 15% loss threshold =	60 trees
400 trees in stand x 3% normal mortality =	<u>12</u> trees
	72 trees

- Gray is **not** eligible for TAP * * * because the 30 trees that died did not exceed the 72 tree loss threshold and normal mortality requirement.

64 Payment Calculations (Continued)

B Loss Examples (Continued)

Example 3: Steven, owner of stand 378, reported a total of 500 apple trees with loss of 100 trees, and damage of 70 trees on the 5-acre orchard. Steven indicated a share of 100 percent. COC representative visited the orchard and determined, because of an eligible disaster condition, 100 apple trees were lost, and 70 apple trees were damaged on 5 acres.

Stand Information:	Stand Number	378
	Total Trees in Stand	500
	Total Acres in Stand	5
	Total Determined Lost Trees	100
	Total Determined Damaged Trees	70
	Total Acres Requested	3

- The first calculation is to determine if Steven is eligible for TAP.

Calculate loss threshold and normal mortality on trees * * * as follows.

500 trees in stand x 15% loss threshold =	75 trees
500 trees in stand x 3% normal mortality =	<u>15 trees</u>
	90 trees

- Steven is eligible for TAP because the 100 trees lost meets the loss threshold of 90 trees. Since Steven met the 15 percent mortality loss threshold, adjusted for normal mortality, Steven is eligible for payment on his damaged trees.

***--Calculate lost trees for payment as follows:**

100 trees lost
<u>-18</u> (100 trees lost x 18% (15% loss threshold + 3% mortality = 18 trees))
82 trees eligible for payment

Calculate payment eligibility for trees damaged, as follows.

70 trees damaged in stand x 18% damage (15% loss threshold + 3% normal damage)=	13 trees
Determine damaged trees eligible for payment:	70 trees damaged
	<u>-13 trees</u>
	57 trees

- Steven is eligible for payment on 57 of the 70 damaged trees.

Calculate lost acres for payment as follows.--*

3.0 acres lost
<u>-.5</u> acre (3 acres lost x 18% (15% loss threshold + 3% normal mortality) = .5 acre))
2.5 acres eligible for payment.

64 Payment Calculations (Continued)

B Loss Examples (Continued)**Example 3: (Continued)**

- The following DAFP-established practice rates and payment levels were used to determine Steven's maximum eligible payment amount.

Practice Code 01 – (Fruit and Nut Tree Replacement Per Tree = \$8)

$$*--82 \text{ trees} \times 100\% \text{ (share)} \times \$8 \text{ per tree} = \$ 656$$

Practice Code 02 – (Fruit and Nut Tree Rehabilitation Per Tree) = \$15)

$$57 \text{ trees} \times 100\% \text{ (share)} \times \$15 \text{ per tree} = 855$$

Practice Code 10 – (Tree Planting Cost Per Tree) = \$2

$$82 \text{ trees} \times 100\% \text{ (share)} \times \$2 = 164$$

Practice Code 14 – (Site Preparation Per Acre) = \$500 per acre

$$2.5 \text{ acres} \times 100\% \text{ (share)} \times \$500 = \underline{1,250}$$

\$2,925**Actual cost receipts submitted by Steven are calculated as follows:**

Receipts for tree replacement: \$1,000 x 100% (share) x 65% (payment level) =	\$ 650
Receipts for rehabilitation: \$1,000 x 100% (share) x 50% (payment level) =	500
Receipts for tree planting: \$300 x 100% (share) x 65% (payment level) =	195
Receipts for site preparation: \$1,200 x 100% (share) x 50% (payment level) =	<u>600</u>
	\$1,945

- Steven is eligible for the lesser of the maximum payment or actual cost for each practice as follows:
 - practice code 01: \$650 (actual cost)
 - practice code 02: \$500 (actual cost)
 - practice code 10: \$164 (DAFP maximum payment rate)
 - practice code 14: \$600 (actual cost).

In this example, Steven's estimated TAP payment amount is **\$1,914.--***

65 Approval and Disapproval Letters

A Issuing Approval or Disapproval Letters

--County Offices must issue approval or disapproval letters to all applicants.--

B Example of Approval Letter

This is an example of an approval letter.

(Enter County Office name, address, and telephone number)

(Enter applicant's name and address)

Dear (Enter applicant's name):

Your request for TAP assistance is approved.

--The following is a guide in completing and reporting the practices:--

- if the work has been performed, provide copies of all sales receipts, invoices, canceled checks, or other documentation necessary to determine costs
- if the work has not already been performed, make arrangements to replant or rehabilitate the eligible trees, bushes, or vines as soon as possible, but within the 12-month period from the date of COC application approval on CCC-899
- if the work cannot be completed within the 12-month period, notify the County Office
- report practice completion **immediately** to maintain eligibility.

Before TAP payments can be issued, an FSA employee will need to perform a site visit on your farm to verify practice completion.

County Executive Director

65 Approval and Disapproval Letters (Continued)

C Example of Disapproval Letter

This is an example of a disapproval letter.

(Enter County Office name, address, and telephone number)

(Enter applicant's name and address)

Dear (Enter applicant's name):

The County FSA Committee has disapproved your request for TAP assistance.

Your request was reviewed by the County Committee and was determined ineligible because (enter explanation of all reasons for disapproval; include copy of CCC-899).

If you believe the decision by the County Committee is in error, you may elect any of the options in the following sequence:

1. Reconsideration by the County Committee.
2. Request mediation.
3. Appeal to the State Committee.
4. Appeal to the National Appeals Division.

You may elect these options in the indicated sequence. You may select any of the first 3 options, or you may skip any of the first 3 options and select a later choice, or skip all 3 and appeal directly to NAD.

You have 30 calendar days from the date of this letter to request reconsideration, appeal to the State Committee, or enter into mediation. Additionally, you may file an appeal with NAD within 30 days of the date you receive this decision.

(Use this paragraph for non-certified States if the Certified State Mediation Program does not offer mediation for the specific issue in question.)

(Certified States)

Mediation is available under the (insert State name) State Mediation Program. Informal mediation may enable us to narrow and resolve these issues by agreement. FSA will participate in good faith in mediation. To obtain information about mediation, contact (insert the State name, address, and phone number). The written request for mediation must be postmarked or faxed by you not later than 30 calendar days after the date of this letter. Mediation does not replace or limit your right to further appeal to NAD.

(Non-certified States)

Mediation is available and FSA will participate in good faith. Informal mediation may enable us to narrow and resolve these issues by agreement. To obtain information about mediation, and to request mediation, contact (insert the State name, address, and phone number). The written request for mediation must be postmarked or faxed by you not later than 30 calendar days after the date of this letter. Mediation does not replace or limit your right to further appeal to NAD.

County Executive Director

Note: See 1-APP when providing appeal rights.

66-90 (Reserved)

Part 4 Eligibility

91 Owner Eligibility for TAP

A Eligible Orchardists and Nursery Tree Growers

[7 CFR Part 1416.404] To be eligible for TAP payments, the eligible orchardist or nursery tree grower must:

- (1) Have planted, or be considered to have planted (by purchase prior to the loss of existing stock planted for commercial purposes) trees, bushes, or vines for commercial purposes, or have a production history, for commercial purposes, of planted or existing trees, bushes, or vines;
- (2) Have suffered eligible losses of eligible trees, bushes, or vines occurring on or after October 1, 2011, as a result of a natural disaster or related condition;
- (3) Have continuously owned the stand from the time of the disaster until the time that the TAP application is submitted.

A new owner of an orchard or nursery who does **not** meet the requirements in this subparagraph may receive TAP payments if the provisions of paragraph 92 are satisfied.

Federal, State, and local Governments, and political subdivisions thereof, are **not** eligible for TAP payments in any instance.

B Qualifying for Payments

To qualify for payments, applicants **must** satisfy subparagraph A or paragraph 92 and the applicant **must**:

- file CCC-899 according to paragraph 61

Note: Contract growers operating under marketing or production contracts **must** have production history for commercial purposes on planted or existing trees, bushes, and vines. Any eligibility questions about grower marketing or production contract stipulations shall be referred to the appropriate OGC regional attorney.

- **not** be ineligible under the restrictions applicable to citizenship and foreign corporations contained in 7 CFR Part 1416.3
- **not** be a Federal, State, or local Government, or political subdivision thereof

91 Owner Eligibility for TAP (Continued)

B Qualifying for Payments (Continued)

- meet **all** other requirements including, but **not** limited to, 7 CFR Part 1416, Subpart B that includes HEL/WC (6-CP).

Note: Regardless of whether an applicant is seeking payment as an initial applicant or as a successor (as a new owner, estate, or heir) all persons or entities seeking payment **must** be in compliance with common program eligibility provisions, such as citizenship, foreign ownership, and HEL/WC). See paragraph 92.

See subparagraph C for deceased persons and dissolved entities.

See subparagraph D for issuing payments to deceased persons, closed estates, and dissolved entities.

See subparagraph 92 D for inheritance provisions.

C Deceased Owners or Dissolved Entities

Authority to sign contracts, applications, and other documents on behalf of deceased applicants may vary according to State law. If an eligible applicant is now deceased or a dissolved entity, then an authorized representative of the deceased applicant or dissolved entity may sign CCC-899, if the authorized representative has authority to enter into a ***--contract for the deceased applicant or dissolved entity. See 1-CM.--***

Important: Proof of authority to sign for the eligible deceased applicant or dissolved entity **must** be on file in the County Office **before** FSA will act on CCC-899. Proof of authority includes any of the following:

- court order
- letter from Secretary of State
- document approved by an OGC regional attorney.

FSA-325 is:

- only used in situations where CCC-899 was filed by an individual who subsequently died, is declared incompetent, or is missing before the payment is issued
- **not** applicable for determining who may file CCC-899 for a deceased, incompetent, or missing individual.

91 Owner Eligibility for TAP (Continued)

C Deceased Owners or Dissolved Entities (Continued)

--State Offices will consult with an OGC regional attorney on the following types of cases:--

- documentation submitted does **not** clearly establish authority to enter into a contract or application on behalf of the deceased individual, closed estate, or dissolved entity
- CCC-899 request for issuing payments to heirs of a deceased individual without documentation establishes authority to enter into a contract or application on behalf of the deceased individual.

If subsequent to CCC-899 being signed by the eligible owner, the eligible owner dies, follow 1-CM procedure for completing FSA-325.

See subparagraph 92 D for inheritance provisions.

D Issuing Payments According to Deceased Individuals, Closed Estates, and Dissolved Entities

TAP payments for CCC-899's involving deceased individuals, closed estates, or dissolved entities shall be made according to the following table if all other eligibility requirements are met.

IF the applicant is an...	AND CCC-899 is signed by an authorized representative of the...	THEN payments shall be issued...
individual who died before CCC-899 was filed	deceased according to subparagraph B	to any of the following, as applicable, using applicant's TIN: <ul style="list-style-type: none"> • deceased individual • individual's estate • the heirs, based on OGC determination, according to 1-CM, Part 26.
estate that closed before CCC-899 was filed	estate according to subparagraph B	
entity that dissolved before CCC-899 was filed	dissolved entity according to subparagraph B	using applicant's TIN.
individual who dies, is declared incompetent, or is missing after filing CCC-899		to eligible payees executing FSA-325 according to 1-CM.

Notes: FSA-325 is **only** used when CCC-899 was filed by an individual who:

- subsequently died
- is declared incompetent
- is missing before payments are issued.

Heirs **cannot** succeed to a loss or file their own CCC-899 as an heir. Heirs **must** be otherwise eligible in their own right with respect to questions of common eligibility provisions. See subparagraph B.

92 Successor-in-Interest

A Eligibility of Successors

[7 CFR Part 1416.404] A new owner of an orchard or nursery who does not meet the requirements of paragraph (a) of this section may receive TAP payments approved for the previous owner of the orchard or nursery and not paid to the previous owner, if the previous owner of the orchard or nursery agrees to the succession in writing and if the new owner:

- (1) Acquires ownership of trees, bushes, or vines for which benefits have been approved;**
- (2) Agrees to complete all approved practices that the original owner has not completed; and**
- (3) Otherwise meets and assumes full responsibility for all provisions of this part, including refund of payments made to the previous owner, if applicable.**

Successor agreements to complete practices are on a “per stand” basis.

Except as provided in subparagraph D, predecessor on CCC-899 **must** agree in writing to the succession-in-interest. Once the predecessor’s written agreement is obtained, County Office will do **all** the following:

- make certain there is a hardcopy of the predecessor’s CCC-899 on file before deleting the predecessor’s CCC-899 (paragraph 288)
- initiate a new CCC-899 for the successor (paragraph 61)
- annotate on CCC-899 that the application is a succession-in-interest application and attach the predecessor’s CCC-899 (now deleted) to the successor’s CCC-899.

Notes: In the case of successors-in-interest, a successor’s eligibility for payments is limited to whatever would have been paid the eligible predecessor.

The predecessor on CCC-899 is subject to the provisions of paragraph 121. No payments will be issued to a predecessor or successor if predecessor fails to satisfy paragraph 121.

If a Federal, State, or local Government or political subdivision thereof acquires the ownership of an orchard or nursery from a predecessor, the Federal, State, or local Government, and political subdivision is still ineligible for TAP payments.

92 Successor-in-Interest (Continued)**A Eligibility of Successors (Continued)**

The extent of TAP payments that will be made available to successors on a CCC-899 is limited to that of the predecessor. This does **not** mean the successor will be paid what the predecessor may have been paid, it simply means that the successor **cannot** be paid more than what would have been paid the predecessor if there had been no succession.

County Offices will have to manually control payments to predecessors and successors.

B Payment Limitation

Successors and predecessors each have to meet common eligibility provisions and a successor cannot be paid more than what would have been paid to an approved predecessor if there had been no succession. However, except as specified in subparagraph D, the successor's actual TAP payments cannot exceed the applicable limitation for an eligible individual or entity.

***--Example:** An individual who has already reached the TAP payment limitation on their--* own CCC-899 is ineligible for further TAP payments as a successor.

C Inheritance

If ownership of an eligible orchard or nursery is acquired because of inheritance, the heirs will be eligible for **only** TAP payments that the predecessor decedent would have been paid if not for the death of the decedent. In this case, the eligible heirs will be paid based on the decedent's payment limitation and eligibility **without** regard to the heir's own limitation or eligibility.

Heirs who succeed to decedents interests will have to provide legal documents attesting to the death of the predecessor and the heir's right to succeed. See subparagraph 91 B.

92 Successor-in-Interest (Continued)

D Examples of Succession-in-interests

Example 1: Owner A owns a 10-acre stand of apples. On June 25, 2012, Owner A lost the apple trees because of loss from Hurricane Helen. Owner A timely filed CCC-899 for replanting the 10 acres of apple trees. COC approved Owner A's CCC-899 and Owner A met all eligibility requirements. In August 2012, Entity B acquired ownership of the 10 acres that was the subject of Owner A's CCC-899. Owner A submitted a written statement agreeing to allow Entity B to seek TAP benefits that Owner A would have obtained if Owner A had not conveyed the acreage to Entity B. Entity B signed CCC-899 assuming full responsibility for completing all approved incomplete practices.

Result 1: Provided that Entity B meets all other eligibility requirements of paragraph 91, Entity B is eligible for TAP payments on the successor CCC-899 not to exceed the extent to which Owner A was eligible.

Example 2: N & H Nursery suffered an eligible loss of trees and had an approved CCC-899 with 100 percent of the 15 acres of lost trees. Based on the loss sustained on the 15 acres, N & H Nursery was eligible for TAP payments that would have been limited to \$100,000. N & H Nursery was sold and the 15 acres was divided among 4 different buyers. N & H Nursery submitted a written statement to FSA advising that it agreed to allow new owners to apply for TAP benefits that N & H Nursery would have obtained had N & H Nursery not conveyed the property to new owners. Two of the new owners signed a successor CCC-899 assuming full responsibility for completing all approved incomplete practices on the acreage that had been part of N & H Nursery.

Result 2: The eligibility of N & H Nursery was determined based on the entire 15-acre stand of trees. All the new owners who chose to be successors cannot be paid more than what N & H Nursery would have been paid irrespective of owners who chose not to succeed. County Office will have to manually control payment limitation for N & H Nursery and any successors.

93-120 (Reserved)

Part 5 Payment, Acreage, and Compliance Provisions**121 Payment Provisions****A Availability of Funds**

TAP will be administered by FSA using funds from CCC according to the 2014 Farm Bill. Approved CCC-899's will **not** be subject to a national payment factor.

B Prompt Payment Interest

The Prompt Payment Act provisions apply to TAP according to 61-FI, **except** that interest applies to payments issued more than 30 calendar days after **all** of the following have been completed:

- participant completed and signed CCC-899 along with all required forms
- all documentation required from the participant has been submitted, such as sales receipts, etc.
- all referrals to OIG have been returned or cases completed
- participant appeals have been finalized for CCC-899's disapproved by COC.

C Assignments and Offsets

County Offices will:

- accept assignments according to 63-FI
- apply offsets according to 58-FI.

D Payment Limitation

*--The 2014 Farm Bill limited a person or legal entity to a \$125,000 payment limitation for losses that occurred after October 1, 2011, through December 31, 2016, for TAP.

The Bipartisan Budget Act of 2018 removed the payment limitation for losses that occurred after January 1, 2017. Follow procedure in 5-PL.--*

E Foreign Person Provisions

All applicants **must** meet the foreign person requirements in 7 CFR Part 1400, Subpart E.

122 Acreage Provisions**A Acreage Limitations**

*--For losses that occurred on or after October 1, 2011, through December 31, 2016, the cumulative total quantity of acres planted to trees, bushes, or vines, where a person or legal entity receive TAP, must **not** exceed 500 acres annually.

For losses that occurred on or after January 1, 2017, the Bipartisan Budget Act of 2018 increased the cumulative total quantity of acres planted to trees, bushes, or vines, where a person or legal entity receive TAP from 500 to 1,000 acres annually.--*

B FSA-578's

FSA-578 is required for TAP. Each CCC-899 requires the producer to identify the crop type, trees and acres in stand, and applicant's share. Geographical physical location can be identified with an aerial photocopy and filed in producer's farm folder. Therefore, FSA-578 **must** be filed **before** CCC-899 can be approved by COC.

123 Conservation Compliance and Administrative Provisions**A Conservation Compliance Provisions**

TAP participants are subject to conservation compliance provisions in 6-CP. A signed AD-1026 **must** be on file covering the program year for TAP **before** issuing payments. It is not necessary for the participant to complete a new AD-1026 if there are no changes to the farming operation since completing a previous AD-1026 by the participant.

If a new AD-1026 is required to be filed, payments may be issued to eligible producers after signing AD-1026, item 12. It is **not** necessary to delay issuing payments pending NRCS HELC or WC determinations. The continuous certification statement on AD-1026 **requires** producers to refund program payments if an NRCS determination results in the discovery of a HELC/WC violation.

B Other Criteria

The following are other program and administrative provisions that are applicable to TAP:

- controlled-substance provisions
- fraud/FCIC

Note: County Offices shall record determinations for the applicable criteria in the eligibility file according to 3-PL.

- equitable relief provisions.

124 National Compliance Reviews

A National Selection Process

County Offices are **required** to conduct farm inspections to ensure that producers comply with FSA program requirements. Producers will be selected for compliance reviews and spot check through a national selection process. If selected, producers will be spot checked and reviewed for TAP compliance.

B Performing Reviews

County Offices shall perform TAP compliance reviews for any producer that participated in TAP that was selected for spot check and review through the national producer selection process. Follow procedure in 2-CP, subparagraph 356, for performing 2011 and subsequent years TAP compliance reviews.

125-150 (Reserved)

Part 6 TAP Criteria

151 Stand Criteria

A Stand

Stand means a contiguous acreage of the same type of trees (including Christmas trees, ornamental trees, nursery trees, and potted trees), bushes (including shrubs), or vines.

Stands **must**:

- have been impacted by an eligible cause of loss according to subparagraph A
- be grown for commercial purposes for the annual production of a crop, including immature trees
- sustain qualifying tree, bush, or vine deaths in excess of 15 percent because of an eligible natural disaster after adjustment for normal mortality for the stand.

B Stand Eligibility

Eligible trees, bushes, or vines of the same crop type in a stand, but **not** in the same field or similar area, unless inter-planted, such as separated by a natural or man-made barrier, may be considered separate, individual stands, if COC determines there are significantly differing levels of loss susceptibility.

--Acreage stands with scattered plantings will be determined based on recommended-- spacing requirements.

Differences in loss susceptibility may be because of factors that are **not** natural disasters, such as:

- species
- the age of the tree, bush, or vine
- natural site conditions
- other natural causes or barriers as determined by STC.

152 TAP Payment and Mortality Rates

A Maximum Payment Rates

DAFP-established practice rates in the following table are maximum payment rates to eligible owners.

Note: STC may establish lower rates than the rates established by DAFP in this *--subparagraph. The rates established by STC must **not** exceed the maximum rates--* established by DAFP.

Practice Code	Practice	Maximum Rates
01	Fruit and nut tree replacement per tree (orchards).	\$8
02	Fruit and nut tree rehabilitation per tree (orchards).	\$15
03	Caneberry, grape, kiwi, and passion fruit replacement per vine.	\$4
04	Caneberry, grape, kiwi, and passion fruit rehabilitation per vine.	\$3
05	Maple tree for syrup replacement per tree.	\$8
06	Maple tree for syrup rehabilitation per tree.	\$15
07	Nursery tree (fruit, nut, ornamental, and Christmas trees) replacement per tree (field and container). Notes: Trees in a nursery operation, including Christmas trees, etc., are paid under this practice code. Research indicates that smaller than 25 gallon containerized potted trees are not ordinarily rehabilitated, but are replaced.	\$5
08	Nursery tree rehabilitation per tree (field and container). Note: Rehabilitation for nursery tree containers is applicable to only industry standard large-size containers (25 gallon and above).	\$3
09	Pecans rehabilitation, including pruning, site preparation, and debris removal per tree .	\$40
10	Planting cost per eligible tree (including Christmas trees, fruit and nut trees, ornamental trees, nursery trees, and potted trees), bushes (including shrubs), and vines.	\$2

152 TAP Payment and Mortality Rates (Continued)

A Maximum Payment Rates (Continued)

Practice Code	Practice	Maximum Rates
11	Pruning cost per eligible tree. <u>1</u> / Notes: Applies to rehabilitation only . Does not apply to TAP pecans.	\$7
12	Rehabilitation cost per eligible tree (including Christmas trees and ornamental trees), bushes (including shrubs), and vines on a tree farm . Note: Research indicates that potted trees are not ordinarily rehabilitated, but are replaced.	\$4
13	Replacement cost per eligible tree (including Christmas trees, ornamental trees, and potted trees), bushes (including shrubs), and vines on a tree farm .	\$2
14	Site preparation per acre (including cleanup, tree and debris removal, and tillage). Note: Not applicable to Practice Code 09 (pecan rehabilitation).	\$500
15	Replacement cost per eligible cranberry plant.	\$0.06
16	Planting cost per eligible cranberry plant.	\$0.03
17	Hawaii papaya replacement cost per hill.	\$0.67
18	Hawaii papaya replanting cost per hill.	\$1.04

Notes: See subparagraph C for practice code applicability.

--TAP does not provide cost share for royalty or shipping expenses.--

1/ Practice code 11 (Pruning - \$7) is only used, if pruning is the only practice completed. In all other cases, where stakes, ties, fertilizer, trellis, etc. are added to practice completion, practice code 02 (Rehabilitation - \$15) for orchards, which includes pruning, is eligible for payment. For orchards, applicant would never be eligible for both practice codes 02 and 11.

152 TAP Payment and Mortality Rates (Continued)

B Normal Mortality

Eligible orchardists and nursery tree growers may be eligible for TAP if the **tree mortality**, as a result of an eligible cause of loss, exceeds 15 percent (adjusted for normal mortality).

Note: State Offices are responsible for establishing normal mortality rates for their State.

C Practice Code Applicability

The following table provides the list of crop codes and practices to where they can be applied.

Note: Beginning in crop year 2017, bananas and plantains will no longer be eligible for TAP.

Crop Code	Crop	Crop Abbreviation	Eligible Practice Codes
0023	Oranges	ORANG	01, 02, 10, 11, 14
0024	Tangelo	TANGL	01, 02, 10, 11, 14
0028	Almonds	ALMND	01, 02, 10, 11, 14
0029	Walnuts	WLNUT	01, 02, 10, 11, 14
0030	Grapefruit	GFRUT	01, 02, 10, 11, 14
0032	Elderberries	ELDER	10, 12, 13, 14
0034	Peaches	PEACH	01, 02, 10, 11, 14
0035	Lemons	LEMON	01, 02, 10, 11, 14
0036	Limes	LIMES	01, 02, 10, 11, 14
0048	Tangerines	TANGR	01, 02, 10, 11, 14
0053	Grapes	GRAPE	03, 04, 10, 14
0054	Apples	APPLE	01, 02, 10, 11, 14
0058	Cranberries	CRNBR	14, 15, 16
0060	Figs	FIGS	01, 02, 10, 11, 14
0100	Maple	MAPSP	05, 06, 10, 11, 14
0106	Avocado	AVOCD	01, 02, 10, 11, 14
0108	Blueberries	BLUBR	10, 12, 13, 14
0128	Cherries	CHERY	01, 02, 10, 11, 14
0143	Aronia (Photinia Melanocarpa, formerly Aronia Melanocarpa)	ARONIA	10, 12, 13, 14
0144	Pears	PEARS	01, 02, 10, 11, 14
0146	Pecans	PECAN	01, 09, 10
0175	Coconuts	COCON	01, 02, 10, 11, 14
0176	Coffee	COFFE	01, 02, 10, 11, 14
0181	Papaya	PAPAY	01, 02, 10, 11, 14, 17, 18
0250	Nectarines	NECTR	01, 02, 10, 11, 14
0254	Plums	PLUMS	01, 02, 10, 11, 14
0326	Apricots	APRCT	01, 02, 10, 11, 14
0370	Mulberries	MULBR	01, 02, 10, 12, 13, 14

152 TAP Payment and Mortality Rates (Continued)

C Practice Code Applicability (Continued)

Crop Code	Crop	Crop Abbreviation	Eligible Practice Codes
0375	Chestnuts	CHENT	01, 02, 10, 11, 14
0376	Hazel Nuts	HAZNT	01, 02, 10, 11, 14
--0380	Dragonfruit	DRAGFR	03, 04, 10, 14--
0381	Pawpaw Trees	PAWPA	01, 02, 10, 11, 14
0463	Kiwifruit	KIWIF	03, 04, 10, 14
0465	Persimmons	PERSI	01, 02, 10, 11, 14
0466	Plumcotes	PLUMC	01, 02, 10, 11, 14
0467	Pomegranates	POMEG	01, 02, 10, 11, 14
0468	Quinces	QUINC	01, 02, 10, 11, 14
0469	Macadamia	MACAD	01, 02, 10, 11, 14
0470	Pistachios	PISTA	01, 02, 10, 11, 14
0496	Dates	DATES	01, 02, 10, 11, 14
0498	Guavas	GUAVA	01, 02, 10, 11, 14
0500	Loquats	LOQUA	01, 02, 10, 11, 14
0501	Olives	OLIVE	01, 02, 10, 11, 14
0502	Passion Fruit	PASFT	03, 04, 10, 14
0622	Huckleberries	HUKBR	10, 12, 13, 14
0906	Pummelo	PUMLO	01, 02, 10, 11, 14
0997	Atemoya	ATMYA	01, 02, 10, 11, 14
0998	Sapote	SAPBK	01, 02, 10, 11, 14
--0999	Carambola/Star Fruit	CRMBA	01, 02, 10, 11, 14--
1010	Nursery – Container	NRSRY	07, 08, 10
1010	Nursery – Field	NRSRY	07, 08, 10, 11, 14
--1167	Guamabana/Soursop	GUANA	01, 02, 10, 11, 14--
1290	Breadfruit	BREAD	01, 02, 10, 11, 14
1291	Cashew	CASHE	01, 02, 10, 11, 14
1292	Genip	GENIP	01, 02, 10, 11, 14
1297	Honeyberries	HONEYB	10, 12, 13, 14
1302	Tangors	TANGS	01, 02, 10, 11, 14
2018	JuJube	JUJU	01, 02, 10, 11, 14
2019	Ume	UME	01, 02, 10, 11, 14
6000	Caneberries	CANBR	03, 04, 10, 14
7037	Jack Fruit	JCKFR	01, 02, 10, 11, 14
--7302	Wax Jambu	WXJM	01, 02, 10, 11, 14--
7321	Christmas Trees	CHRUT	10, 12, 13, 14
8004	Longan	LONGN	01, 02, 10, 11, 14
8005	Lychee	LYCHE	01, 02, 10, 11, 14
8008	Sapodilla	SPDLA	01, 02, 10, 11, 14
8045	Cherimoya	CHRMY	01, 02, 10, 11, 14
9995	Citron	CTRON	01, 02, 10, 11, 14

Note: Eligible producers who did not plant or own trees will not be eligible for TAP payments for replanting practices.

153 TAP Practice Completion and Expiration

A Practice Completion

Eligible owners are required to replant and rehabilitate **only** the qualifying eligible trees, bushes, or vines, on that portion where they seek payment. All practices **must** be completed and actual cost receipts provided on each stand **before** payments can be issued.

B Practice Expiration

Eligible owners must complete approved replacement and rehabilitation practices within **--12 months from the date CCC-899 is approved for payment by COC or designee. If an applicant is unable to complete the approved practice within 12 months from the date CCC-899, Part E is approved, STC's may grant an extension of up to 1 additional year.**

Notes: If the producer still cannot complete the practice within the 1-year STC extension, the State Office must submit the request to DAFP along with supporting~~--*~~ documentation, such as COC minutes, weather data, etc., indicating reasons why the practices could not be completed within the allotted time, and the timeframe required for practice completion.

If applicant chooses to replant different eligible trees, bushes, or vines than those initially lost, CCC-889, Part F must reflect the new crop, applicable practice codes, trees and/or acres completed, and actual cost.

Example: CCC-899, Part B indicates a loss of 500 orange trees on 3 acres in stand number 344 on September 12, 2012. COC determines applicant is eligible for practice codes 01, 02, 10, 11, and 14.

On August 1, 2013, applicant visits the County Office to report practice completion. Applicant reports their decision to replant blueberry bushes, instead of oranges. Applicant submits actual cost documentation for the replanting of 600 blueberry bushes on stand 344 which consists of 3 acres. Practice codes for blueberry bushes are 10, 12, 13, and 14.

C Replanting Different Eligible Trees, Bushes, or Vines

When eligible trees, bushes, or vines are replanted, the eligible tree, bush, or vine:

- types planted may be different than types lost as long as the new eligible trees, bushes, or vines have the same general end use, as determined by COC

Note: Payments to eligible owners who replant different eligible trees, bushes, or vines ~~--will~~ **not** exceed the established maximum payment rates to re-establish the~~--*~~ eligible trees, bushes, or vines that were actually lost, as determined by COC.

153 TAP Practice Completion and Expiration (Continued)

C Replanting Different Eligible Trees, Bushes, or Vines (Continued)

- types planted may be replanted on the same farm in a different location than the lost stand.

***--Notes:** Payments for eligible owners who replant in a different field must **not** exceed--* the cost to replant in the field where the loss actually occurred, as determined by COC.

Applicants may choose to replace damaged trees in cases where the rehabilitation expense exceeds the cost of tree replacement.

D Cost Documentation

Eligible owners are required to submit actual cost documentation for all components of the completed practices. Receipts should include the following:

- date
- vendor's name
- vendor's location.

Important: Applicants receiving TAP payments, or any other legal entity or person who furnishes information for the purposes of enabling such participant to receive a payment **must**:

- maintain any books, records, and accounts supporting any information furnished for 3 years following the end of the calendar year that the request for payment was filed
- allow authorized representatives of USDA and OIG, during regular business hours, to inspect, examine, and make copies of such books or records, and to enter upon, inspect and verify **all** applicable acreage where the applicant has an interest for the purpose of confirming the accuracy of information provided by or for the applicant.

Producers who perform practices on their own land and/or trees, * * * may submit cost estimates for each component of a practice. COC may approve the cost estimates if they are determined reasonable for the practice compared to documentation of actual costs submitted by other contractors or vendors in the area for the same practice components. CED shall document justification for determinations in COC minutes.

Producers must provide COC the documentation of actual costs to complete the practices, such as receipts for labor costs, equipment rental, and purchases of seedlings or cuttings. If the documentation is not available, COC **must** review CCC-899 and determine if the costs are reasonable and acceptable.

154 Payment Policy

--A Multiple Benefits*[7 CFR 1437.14] Multiple benefits.**

(a) if a producer is eligible to receive payments under this part and benefits under any other program administered by the Secretary for the same crop loss, the producer must choose whether to receive the other program benefits or payments under this part, but will not be eligible for both. The limitation on multiple benefits prohibits a producer from being compensated more than once for the same loss.--*

The following table provides guidance if an eligible owner:

- is eligible for a TAP payment
- qualifies for benefits for the same loss under another program.

IF an owner is eligible to receive TAP payment, and for the same loss, is also eligible for...	THEN the eligible owner...
NAP (7 CFR Part 1437)	can receive payment under both NAP and TAP.
indemnity payments under crop insurance policies, including pilots, for orchard trees	can receive both.
emergency loans	can receive both.
ECP benefits, the Biomass Crop Assistance Program, CRP, EQIP, WRP, or any other program where duplication of benefits are received	cannot receive compensation for the same or similar type of practices for the same or similar loss.
*--2017 WHIP payment	can receive both.
Florida, citrus, producers covered by block grant	cannot receive both.--*

154 Payment Policy (Continued)

B Receiving Benefits on Both ECP and TAP

An applicant may be eligible to receive benefits on the same stand for both ECP and TAP, providing the compensation is **not** approved for the same type of practice.

Example: If an applicant used ECP practices EC-1 (Debris Removal) and EC-2 (Grading, Shaping, Re-leveling), then the applicant would not be eligible to use TAP Practice 14 (Site Preparation). The applicant could be eligible for Practice 10 (Tree Planting Cost) and Practice 01 (Tree Replacement Cost) under TAP.

Note: All CCC-899's for payment that use both ECP and TAP practices for the same loss **must** be approved by a STC representative and documented in COC minutes.

C Payment Amount

Payments are limited to the lesser of either of the following:

- DAFP-established practice rates (subparagraph 152 A) **or**
- 65 percent of the actual cost of replanting trees on the * * * stand, in excess of 15 percent mortality (adjusted for normal mortality) **and**
- reimbursement of 50 percent of the cost of pruning, removing, and other costs incurred to salvage existing trees or, in the case of tree mortality, to prepare the land to replant the trees, in excess of 15 percent damage or mortality (adjusted for normal tree damage and mortality).

154 Payment Policy (Continued)**D Timing of Payments**

Payments will be made after the latest of the following:

- regulations have been published
- owner's submission of documentation that the practice was completed
- COC approval of CCC-899, Part G.

E Payments

Payments are computed using the smaller of either of the following:

- maximum trees/ acres determined and approved for payment by COC on CCC-899, Part G
- the trees/ acres actually completed and certified by the applicant from CCC-899, Part F.

The following are examples of payments.

Example 1: The applicant requested 3 stands with each stand having Practice 14 (Site Preparation), Practice 10 (Tree Planting Cost), and Practice 13 (Tree Replacement Cost) on CCC-899, Part B. The applicant completed all 3 practices on 1 stand and completed CCC-899, Part F. This applicant is eligible for a payment on the stand that was completed.

Example 2: The applicant requested 1 stand with Practice 14 (Site Preparation), Practice 10 (Tree Planting Cost), and Practice 13 (Tree Replacement Cost) on CCC-899, Part B. The applicant completed site preparation, but is able to complete only half of the tree planting and tree replacement on that stand because of the unavailability of trees. The applicant is **not** eligible for payment on any of the practices associated with the acreage, because all 3 practices **must** be completed.

--155 CCC-770 TAP, TAP Checklist*A Introduction**

CC-770 TAP was developed to address areas of concern to ensure that TAP payments are issued properly.

B Using CCC-770 TAP

CCC-770 TAP:

- may be used as a management tool to help address deficiencies identified by a review or spot check of whether TAP policies or procedures are being followed before issuing a TAP payment
- may be used when CCC-899, Part F is filed by the applicant
- is applicant specific
- does **not** negate STC, SED, State Office, DD, COC, CED, and County Office responsibility for administering all provisions applicable to TAP.

Note: CCC-770 TAP was developed by the National Office and is the **only** authorized checklist for TAP. County Offices shall **not** use State- or locally-generated checklists for administering TAP.

C Maintaining CCC-770 TAP

CCC-770 TAP:

- is applicable for each applicant by administrative county
- is designed to enable County Offices to update CCC-770 TAP as actions are taken
- shall be filed in the applicant's TAP folder.--*

--155 CCC-770 TAP, TAP Checklist (Continued)*D Retention Period**

All CCC-770 TAP shall be retained in the applicant's TAP folder with CCC-899. If a new CCC-770 TAP is initiated, then the original CCC-770 TAP shall be retained, along with the newly initiated CCC-770 TAP. CCC-770 TAP shall be destroyed when CCC-899 is destroyed.

E County Offices Using CCC-770 TAP

The County Office may complete CCC-770 TAP to address deficiencies identified by a review or spot check on whether TAP policies and procedures are followed **before** issuing a TAP payment.

The County Office employee who completes each item on CCC-770 TAP is certifying the applicable TAP provisions have, or have not, been met. As an alternative, County Offices may choose to review all items after COC approval, if applicable.

After all questions on CCC-770 TAP are answered in a manner that supports approving the applicable forms, the County Office employee shall sign CCC-770 TAP, item 17A as the preparer.

Note: In cases involving multiple preparers, the preparer can use item 20, Remarks Section, to indicate items they verified.

Additionally, County Offices shall refer to the applicable handbook provisions, as specified, for additional information.

Reminder: County Offices **cannot** rely solely on using CCC-770 TAP for administering TAP. All TAP provisions **must** be met, **not** just the items included on CCC-770 TAP. CCC-770 TAP is used to assist with administering TAP and includes the major areas where deficiencies are identified, but is **not**, nor intended to be, inclusive of all TAP provisions.--*

***--155 CCC-770 TAP, TAP Checklist (Continued)**

F Determining When to Use CCC-770 TAP

SED, STC or designee, DD, or CED shall determine:

- when County Offices are to complete CCC-770 TAP if apparent control deficiencies are found during CED, STC representative, or DD reviews
- whether CCC-770 TAP is necessary to avoid findings indicated by CORP reviews
- when additional internal controls are necessary to reduce improper payments.--*

*--155 CCC-770 TAP, TAP Checklist (Continued)

G Example of CCC-770 TAP

This is an example of CCC-770-TAP.

This form is available electronically.

CCC-770 TAP (02-24-16)		U.S. DEPARTMENT OF AGRICULTURE Commodity Credit Corporation		1. Applicant's Name	2. State Name
TREE ASSISTANCE PROGRAM (TAP) CHECKLIST				3. County FSA Office Name	4. Crop Year
Office Staff Actions		Applicable Handbooks	YES	NO	N/A
5. Has the FSA-578 Crop Report been timely filed and signed by the participant, including acreage of the eligible crop?		2-CP (Rev. 15), Part 2, and 1-TAP (Rev. 4), Paragraph 122			
6. Has the participant filed the required AGI certification and has the certification information been recorded in the web-based eligibility system?		5-PL, Paragraphs 3 and 41, and 1-TAP (Rev. 4) Subparagraph 121D			
7. Has the participant filed the required AD-1026 and has the eligibility information been recorded in the web-based eligibility system?		6-CP (Rev. 4), and 1-TAP (Rev. 4) Paragraph 123			
8. Did the stand sustain a mortality loss in excess of 15 percent after adjustment for normal mortality due to an eligible natural disaster?		1-TAP (Rev. 4), Paragraph 3			
9. Was the participant's stand information correctly recorded in Part B of the CCC-899?		1-TAP (Rev. 4), Paragraph 61			
10. Was Part C of the CCC-899 (Applicant Certification Statement) signed by a person or legal entity who has signature authority on file (if the person is signing in a representative capacity)?		1-CM (Rev. 3), Part 25, and 1-TAP (Rev. 4) Paragraph 61			
11. Has a loss adjuster completed a preliminary field visit to verify the loss, does Part D of the CCC-899 accurately reflect the field visit findings, and were the applicable practice codes recorded?		1-TAP (Rev. 4), Paragraph 63			
12. Was CCC-899, Part E, signed, dated, and approved by COC, or authorized representative, and recorded in the COC minutes?		1-TAP (Rev. 4), Paragraph 61			
13. Was an approval/disapproval letter issued to participant regarding the COC or authorized representative's decision for Part E?		1-TAP (Rev. 4), Paragraphs 61 and 65			
14. Has participant submitted applicable cost documentation for all components on the stand for the completed practices?		1-TAP (Rev. 4), Paragraph 153			
15. Has a loss adjuster completed a final inspection to verify practice completion?		1-TAP (Rev. 4), Paragraph 63			
16. Was the CCC-899, Part G, (Approval or Disapproval for TAP Payment) signed and dated by COC or authorized representative, and recorded in the COC minutes?		1-TAP (Rev. 4), Paragraph 61			
Certification:					
17A. Signature of Preparer(s)				17B. Date (MM-DD-YYYY)	
18A. I concur/do not concur the above items have been verified and updated.				<input type="checkbox"/> Concur <input type="checkbox"/> Do Not Concur	
18B. CED Signature for Spotcheck				18C. Date (MM-DD-YYYY)	
19A. I concur/do not concur the above items have been verified and updated.				<input type="checkbox"/> Concur <input type="checkbox"/> Do Not Concur	
19B. DD Signature for Spotcheck				19C. Date (MM-DD-YYYY)	

In accordance with Federal civil rights law and U.S. Department of Agriculture (USDA) civil rights regulations and policies, the USDA, its Agencies, offices, and employees, and institutions participating in or administering USDA programs are prohibited from discriminating based on race, color, national origin, religion, sex, gender identity (including gender expression), sexual orientation, disability, age, marital status, family/parental status, income derived from a public assistance program, political beliefs, or reprisal or retaliation for prior civil rights activity, in any program or activity conducted or funded by USDA (not all bases apply to all programs). Remedies and complaint filing deadlines vary by program or incident.

Persons with disabilities who require alternative means of communication for program information (e.g., Braille, large print, audiotape, American Sign Language, etc.) should contact the responsible Agency or USDA's TARGET Center at (202) 720-2600 (voice and TTY) or contact USDA through the Federal Relay Service at (800) 877-8339. Additionally, program information may be made available in languages other than English.

To file a program discrimination complaint, complete the USDA Program Discrimination Complaint Form, AD-3027, found online at http://www.assr.usda.gov/complaint_filing_cust.html and at any USDA office or write a letter addressed to USDA and provide in the letter all of the information requested in the form. To request a copy of the complaint form, call (866) 632-9992. Submit your completed form or letter to USDA by: (1) mail: U.S. Department of Agriculture Office of the Assistant Secretary for Civil Rights 1400 Independence Avenue, SW Washington, D.C. 20250-9410; (2) fax: (202) 690-7442; or (3) email: program.intake@usda.gov. USDA is an equal opportunity provider, employer, and lender.

--**

***--155 CCC-770 TAP, TAP Checklist (Continued)**

G Example of CCC-770 TAP (Continued)

[illegible]

--155 CCC-770 TAP, TAP Checklist (Continued)*H Completing CCC-770 TAP**

Complete CCC-770 TAP according to the following table.

Item	Instructions
1	Enter name of the applicant.
2	Enter applicable State name.
3	Enter administrative County Office name that is completing CCC-770 TAP.
4	Enter applicable crop year.
5 through 16	Check (✓) “Yes”, “No”, or ENTER “N/A”.
17A and 17B	County Office employee who reviews items 5 through 13 shall sign, as preparer, and enter the current date.
18A	When applicable, CED or designated representative shall indicate whether or not they concur with the accuracy of items 5 through 13.
18B and 18C	CED or designated representative who completed item 15 A shall sign and enter the current date.
19A	When applicable, STC or their representative shall indicate whether or not they concur with the accuracy of items 5 through 13.
19B and 19C	STC or its representative who completed item 16 A shall sign and enter the current date.
20	Enter applicable remarks.

--*

156-180 (Reserved)

Parts 7-9 (Reserved)

181-270 (Reserved)

Part 10 TAP Software

Section 1 Level 2 eAuthentication Access

271 Accessing TAP Software

A Basic Information

The CCC-899 software is intuitive web-based software with a centralized database.

CCC-899's will be updated by FSA employees with Level 2 eAuthentication access.

B Definitions

In this part:

- user means FSA employee with Level 2 eAuthentication access, **except** where specifically noted
- home county means the same as administrative county in the web-based environment.

C Accessing Web Based TAP

Access the TAP Home Page from the FSA Applications Intranet web site at ***--<http://fsaintranet.sc.egov.usda.gov/fsa/applications.asp>**. From the FSA Intranet Screen, under "FSA Applications" "Applications Directory", CLICK "**P-Z**". The FSA Intranet Screen will be redisplayed with applications with names started from P to Z. Scroll down--* and CLICK "**TAP – Tree Assistance Program**".

Note: Internet Explorer shall be used when accessing the TAP Home Page.

D TAP Login Screen

After users click "TAP – Tree Assistance Program", users will be prompted with the following TAP Home Page. CLICK "**Enter TAP**" to continue.

TAP

USDA Farm Service Agency's (FSA) Tree Assistance Program (TAP) provides financial assistance to qualifying orchardists to replace eligible trees, bushes, and vines damaged by natural disasters.

USDA is committed to making its web pages accessible to all individuals. If you are a person with a disability and have trouble accessing or using our web site, please contact the FSA National Help Desk at (800)-255-2434 or the Centralized Help Desk at 800-457-3642, option 1, option 2. Please provide us with the specific URL with which you have a problem or concern.

271 Accessing TAP Software (Continued)

E USDA eAuthentication Login Screen

After users click “Enter TAP”, the following USDA eAuthentication Login Screen will be displayed. To login, do either of the following:

- CLICK “**Click Here to Log In With Your LincPass (PIV)**”
- enter user ID and password and CLICK “**Login**”.

USDA United States Department of Agriculture
USDA eAuthentication

Home About eAuthentication Help Contact Us Find an LRA

You are here: [eAuthentication Home](#) > eAuthentication Login

eAuthentication Login

Quick Links

- ▶ What is an account?
- ▶ Create an account
- ▶ Update your account

Administrator Links

- ▶ Local Registration Authority Login

LincPass (PIV) ?

CLICK HERE TO
LOG IN
 WITH YOUR
LincPass (PIV)

User ID & Password ?

User ID:
 Password:
[I forgot my User ID | Password](#)

[Change my Password](#)

WARNING

Upon Login You Agree to the Following Information:

- You are accessing a U.S. Government information system, which includes (1) this computer, (2) this computer network, (3) all computers connected to this network, and (4) all devices and storage media attached to this network or to a computer on this network. This information system is provided for U.S. Government-authorized use only.
- Unauthorized or improper use of this system may result in disciplinary action, as well as civil and criminal penalties.
- By using this information system, you understand and consent to the following:
 1. You have no reasonable expectation of privacy regarding any communications or data transiting or stored on this information system. At any time, the government may for any lawful government purpose monitor, intercept, search and seize any communication or data transiting or stored on this information system.
 2. Any communications or data transiting or stored on this information system may be disclosed or used for any lawful government purpose.
 3. Your consent is final and irrevocable. You may not rely on any statements or informal policies purporting to provide you with any expectation of privacy regarding communications on this system, whether oral or written, by your supervisor or any other official, except USDA's Chief Information Officer.

272 State, County, and Program Year Selection**A Overview**

After logging in, the State, County and Program Year Selection Screen will be displayed. Users must select a State/county and program year to process applications in their home counties.

B State, County and Program Year Selection Screen

Following is an example of the State, County and Program Year Selection Screen.



State, County and Program Year Selection

State-County: Mississippi-Coahoma ▼

Program Year: 2013 ▼

C Action

User shall use the drop-down lists to select the applicable:

- State/county
- program year.

CLICK “**Submit**”. The TAP Application Summary Screen will be displayed.

***--Note:** Program year 2011 is split into 2 program years, as follows:

- 2011A applies to losses from January 1 through September 30, 2011
- 2011B applies to losses from October 1 through December 31, 2011.--*

273 TAP Application Summary**A Overview**

After users have selected the State/county and program year, the TAP Application Summary Screen will be displayed. The TAP Application Summary Screen allows users to:

- add an application
- delete an application
- edit an existing application.

B Example TAP Application Summary Screen

Following is an example of the TAP Application Summary Screen.

TAP Application Summary			
State: Mississippi		County: Coahoma	
		Year: 2013	
Applicant's Name	Status	Action	
ANY 3 PRODUCER	Active	Edit	Delete
ANY 2 PRODUCER	Active	Edit	Delete
ANY 1 PRODUCER	Active	Edit	Delete
<input type="button" value="Create TAP Application"/>		<input type="button" value="Search TAP Application"/>	<input type="button" value="Cancel"/>

273 TAP Application Summary (Continued)

C Action

CLICK “**Create TAP Application**” to add a new application. The SCIMS Customer Search Screen will be displayed. Select the producer and the Add New Stand (PART B) Screen will be displayed (paragraph 286).

To access an existing application, do either of the following:

- click “**Edit**” link next to the application being accessed; the Stand Summary Screen will be displayed (paragraph 287)
- click “**Search TAP Application**”; the SCIMS Customer Search Screen will be displayed, select the applicant and the Stand Summary Screen will be displayed (paragraph 287).

To delete an application, CLICK “**Delete**” link next to the application being deleted. The Delete Application Screen will be displayed (paragraph 288).

D “Status” Column

The “Status” column will be displayed with the status of the producer’s CCC-899, as follows.

If the application status is...	THEN the application...
“Active”	is active in the system.
“Suspended Active”	has been placed in a suspended state because of changes to basic program data (for example, the removal of a previously eligible disaster event). Suspended active applications must be accessed and modified to ensure that the most current data is on the application. A report is available that provides a listing of all suspended applications along with the reason for the suspension (see paragraph 366 for additional information).
“Suspended Inactive”	has been placed in a suspended state because of either of the following: <ul style="list-style-type: none"> • SCIMS duplicate resolution merge • farm records change that caused the applicant to no longer be associated with a farm in the program year. Suspended inactive applications cannot be accessed.

274-285 (Reserved)

Subsection 1 Creating and Deleting CCC-899's

286 Creating Applications

A Overview

After users have clicked “Create TAP Application” and a producer is selected from SCIMS, the Add New Stand (PART B) Screen will be displayed.

The Add New Stand (PART B) Screen allows users to add stand information to a producer's application.

B Add New Stand (PART B) Screen

Following is an example of the Add New Stand (PART B) Screen.

Add New Stand (PART B)

State: **Mississippi**
County: **Coahoma**
Year: **2013**

Applicant's Name: **ANY 1 PRODUCER**

Stand Number:

Disaster Event: Hurricane ▼

Disaster Start Date:

Disaster End Date:

Crop: Almonds ▼

Applicant's Share: %

Total Acres in Stand:

Total Acres Damaged:

Total Trees in Stand:

Total Trees Lost:

Total Trees Damaged:

Total Replanted Trees:

Producer Planting Certification Indicator:

☐ I am an orchardist or nursery tree grower that planted trees for commercial use

☐ I did not plant the trees but have a production history for commercial purposes on the planted or existing trees.

Save Stand
Cancel

286 Creating Applications (Continued)

C Field Descriptions and Actions

The following table provides the field descriptions and actions for the Add New Stand (PART B) Screen.

Field/Button	Description	Action
State	Displays State selected on the State, County and Program Year Selection Screen.	
County	Displays county selected on the State, County and Program Year Selection Screen.	
Year	Displays calendar year selected on the State, County and Program Year Selection Screen.	
Applicant's Name	Displays name of the producer for which the application is being updated.	
Stand Number	Manual entry.	Enter County Office-assigned sequential stand number. Note: Stand numbers can be duplicated only if the stand suffers multiple losses within the same program year.
Disaster Event	Manual selection for the disaster event that caused the tree loss.	Select disaster event that caused the tree loss.
Disaster Start Date	Manual selection for the start date of the disaster event.	Select start and end date of the disaster event by either: <ul style="list-style-type: none"> selecting the date from the drop-down lists using the calendar option. A start date is always required; however, an end date is not required unless the disaster event continued over multiple days.
Disaster End Date	Manual selection for the end date of the disaster event.	

286 Creating Applications (Continued)

C Field Descriptions and Actions (Continued)

Field/Button	Description	Action
Crop	Manual selection.	Select crop that sustained a loss during the selected disaster event.
Applicant's Share	Manual entry.	Enter applicant's share.
Total Acres in Stand	Manual entry.	Enter in tenths, the total acres that the applicant reports in the stand.
Total Acres Damaged	Manual entry.	Enter in tenths, the total acres that the applicant reports are damaged in the stand.
Total Trees in Stand	Manual entry.	Enter in whole numbers, the total trees that the applicant reports in the stand.
Total Trees Lost	Manual entry.	Enter in whole numbers, the total trees that the applicant reports are lost in the stand.
Total Trees Damaged	Manual entry.	Enter in whole numbers, the total trees that the applicant reports are damaged in the stand.
Total Replanted Trees	Manual entry.	Enter in whole numbers, the total trees that were replanted in the stand since the last loss was reported. Note: Only applicable if a loss has already been reported for the same stand of trees in the same program year.
Producer Planting Certification Indicator	Manual selection.	Click radio button for which of the following applies to the applicant: <ul style="list-style-type: none"> • "I am an orchardist or nursery tree grower that planted trees for commercial use" • "I did not plant the trees, but have a production history for commercial purposes on the planted or existing trees."

286 Creating Applications (Continued)

C Field Descriptions and Actions (Continued)

Field/Button	Description	Action
Save Stand	Saves all data entered on the Add New Stand (PART B) Screen. Stand Summary Screen will be displayed (paragraph 287).	
Cancel	TAP Application Summary Screen will be displayed without saving data entered on the Add New Stand (PART B) Screen.	

D Practice Information

The stand will **not** be complete until practice information is added. To add practice information, on the Stand Summary Screen, CLICK “**Add New Practice for Request**” according to paragraph 287.

287 Stand Summary**A Overview**

The Stand Summary Screen provides a summary of data that has been entered for an application. The Stand Summary Screen is used to:

- add:
 - stands
 - COC determinations
 - payment eligibility
 - practices to existing:
 - stands
 - COC determinations
 - payment eligibility
 - applicant signature dates
 - COC signature dates
- edit:
 - stand information
 - COC determinations
 - payment eligibility
 - practice information
- delete:
 - existing stands
 - practices.

287 Stand Summary (Continued)

B Stand Summary Screen

Following is an example of the Stand Summary Screen.

*--

Stand Summary			
State: Mississippi		County: Coahoma	Year: 2013
Applicant's Name: ANY 3 PRODUCER			
Add a new Stand		Sort By: Stand By Ascending	
Expand All		Collapse All	
Stand#: 123	Hurricane	06/01/2013-06/03/2013	Edit Delete Collapse
Crop: Apples			
Stand Information (PART B) Edit			
Applicant's Share: 100.00		Total Acres in Stand: 6.0	Total Acres Damaged: 3.0
Total Trees in Stand: 500.0		Total Trees Lost: 250.0	
Total Trees Damaged: 0.0		Total Replanted Trees: 250.0	
Practice Code	Practice Code Description	Trees/Acres Requested	
01	Fruit and nut tree replacement	250	Edit Delete
10	Planting cost	250	Edit Delete
14	Site preparation	3.0	Edit Delete
Add New Practice for Request			
COC Determined (PART D & PART E) Edit			
Total Determined Acres in Stand: 6.0		Total Determined Damaged Acres in Stand: 3.0	Total Determined Acres for payment: 2.5
Total Determined Trees in Stand: 500		Total Determined Trees Lost: 250	Total Determined Trees Lost for Payment: 205
Total Determined Trees Damaged: 0		Total Determined Trees Damaged for payment: 0	Determined Replanted Trees Count: 250
Practice Code	Practice Code Description	Trees/Acres Determined	
01	Fruit and nut tree replacement	205	Edit Delete
10	Planting cost	205	Edit Delete
14	Site preparation	2.5	Edit Delete
Add New Practice for Determination			
COC Signature Date: 09/30/2014 <input checked="" type="radio"/> Approve <input type="radio"/> Disapprove			
30			
Payment Eligibility (PART F & PART G) Edit			
Practice Code	Practice Code Description	Trees/Acres Completed	
01	Fruit and nut tree replacement	205	Edit
10	Planting cost	205	Edit
14	Site preparation	2.5	Edit
Producer Payment Eligibility Signature Date: 09/30/2014			
Type Of Signature : Paper			
COC Payment Eligibility Signature Date: 09/30/2014			
<input checked="" type="radio"/> Approve <input type="radio"/> Disapprove			
Applicant's Signature Date: 09/30/2014 Type Of Signature : Paper			
Part E Approval Date: 09/30/2014			
<input type="button" value="Submit"/> <input type="button" value="Cancel"/> <input type="button" value="Print"/>			

--*

287 Stand Summary (Continued)

C Field Descriptions and Actions

The following table provides the field descriptions and actions for the Stand Summary Screen.

Field/Button	Description	Action
Basic Functionality		
State	Displays State selected on the State, County and Program Year Selection Screen.	
County	Displays county selected on the State, County and Program Year Selection Screen.	
Year	Displays calendar year selected on the State, County and Program Year Selection Screen.	
Applicant's Name	Displays name of the producer for which the application is being updated.	
Add a New Stand	Manual selection.	Add New Stand (PART B) Screen will be displayed (see paragraph 286 for additional information).
Sort By	Manual selection. The options are: <ul style="list-style-type: none"> • “Stand by Ascending” • “Stand by Descending” • “Disaster Date by Ascending” • “Disaster Date by Descending” • “Disaster Event by Ascending” • “Disaster Event by Descending”. 	Select the desired sort order. The stands will be resorted according to the sort order selected. The sort order is defaulted to “Stand by Ascending”.
Expand All	Manual selection to expand all stands.	Displays an expanded view of all stands on the application.
Collapse All	Manual selection to collapse all stands.	Displays a collapsed view of all stands on the application.
Edit Stand	Manual selection to edit the stand.	Edit Stand (PART B) Screen will be displayed (see paragraph 296 for additional information).
Delete Stand	Manual selection to delete the stand.	Delete Stand Screen will be displayed (see paragraph 297 for additional information).
Expand Stand	Manual selection to expand the stand. Note: The “Expand” link is only displayed when the stand is collapsed.	Displays an expanded view of the selected stand.

287 Stand Summary (Continued)

C Field Descriptions and Actions (Continued)

Field/Button	Description	Action
Collapse Stand	Provides the ability to collapse the stand. Note: The “Collapse” link is only displayed when the stand is expanded.	Displays a collapsed view of the selected stand.
Applicant’s Signature Date	Manual selection. Note: This signature date only applies to Part B – Stand Information.	Select the month, day, and year from the drop-down lists.
--Part E Approval Date	Manual entry of date for COC Approval from CCC-899, Part E.	Enter COC approval date from CCC-899, Part E. If there are multiple Part E approval dates, enter the earliest date. Note: This field is used by the system to calculate the correct sequestration factor.--
Type of Signature	Manual selection from a list of applicable signature types.	Select the signature type from the drop-down list.
Cancel	Cancels modification of the selected application. TAP Application Summary Screen will be displayed (see paragraph 274 for additional information).	
Submit	Submits changes. Stand Summary Screen will be redisplayed with the message, “Stand Summary Information has been successfully saved.”	
Stand Information Functionality (Only available when the stand is expanded.)		
Edit Stand Information	Manual selection to edit stand information for the selected stand.	Edit Stand (PART B) Screen will be displayed (see paragraph 296 for additional information).
Edit Practice	Manual selection to edit the selected practice.	Edit Practice Information (PART B) Screen will be displayed (see paragraph 298 for additional information).
Delete Practice	Manual selection to delete the selected practice.	Delete Practice Information Screen will be displayed (see paragraph 299 for additional information).
Add New Practice for Request	Manual selection to add a new practice to the stand information.	Add Practice Information (PART B) Screen will be displayed (see paragraph 300 for additional information).

287 Stand Summary (Continued)

C Field Descriptions and Actions (Continued)

Field/Button	Description	Action
COC Determination Functionality (Only available when the stand is expanded.)		
Edit COC Determination	Manual selection to edit COC determination for the selected stand.	Edit Stand For COC Action/ Determination Screen will be displayed (see paragraph 311 for additional information).
Edit Practice	Manual selection to edit the selected practice.	Edit Practice Information for COC Action/Determination Screen will be displayed (see paragraph 312 for additional information).
Delete Practice	Manual selection to delete the selected practice.	Delete Practice Information for COC Action/Determination Screen will be displayed (see paragraph 313 for additional information).
Add New Practice for Request	Manual selection to add a new practice to COC determination.	Add Practice Information for COC Action/Determination Screen will be displayed (see paragraph 314 for additional information).
COC Signature Date	Manual selection.	Select the month, day, and year from the drop-down lists.
Approve/Disapprove	Manual selection.	Click “Approve” or “Disapprove” radio button.
Payment Eligibility Functionality (Only available when the stand is expanded.)		
Edit Payment Eligibility	Manual selection to edit Payment Eligibility for the selected stand.	Edit Payment Eligibility Screen will be displayed (see paragraph 326 for additional information).
Edit Practice	Manual selection to edit the selected practice.	Edit Practice Code Payment Eligibility Screen will be displayed (see paragraph 327 for additional information).
Producer Payment Eligibility Signature Date	Manual selection.	Select the month, day, and year from the drop-down lists.
Type of Signature	Manual selection of a list of applicable signature types.	Select the signature type from the drop-down list.
COC Payment Eligibility Signature Date	Manual selection.	Select the month, day, and year from the drop-down lists.
Approve/Disapprove	Manual selection.	Click “Approve” or “Disapprove” radio button.

CLICK “**Delete**” link next to the application to be deleted to delete applications on the TAP Application Summary Screen. The Delete Application Screen will be displayed.

B Delete Application Screen

Delete Application

State:Mississippi

County:Coahoma

Year:2013

Applicant's Name: ANY 2 PRODUCER

Expand All

Collapse All

Stand#: 1

Hurricane

05/01/2013

Collapse

Crop:Almonds

Requested (PART B)

Applicant's Share: 100.00

Total Acres in Stand:5.0

Total Acres Damaged:3.0

Total Trees in Stand: 250.0

Total Trees Lost:100.0

Total Trees Damaged: 50.0

Total Replanted Trees:0.0

Practice Code

Trees/Acres Requested

COC Determined (PART D & PART E)

Total Determined Acres in Stand:

Total Determined Damaged Acres in Stand:

Total Determined Damaged Acres in Stand:

Total Determined Trees in Stand:

Total Determined Trees Lost:

Total Determined Trees Lost for Payment:

Total Determined Trees Damaged:

Total Determined Trees Damaged for payment:

Practice Code

Trees/Acres Determined

COC Signature Date:

☐ Approve
☐ Disapprove

Payment Eligibility (PART F & PART G)

Practice Code

Trees/Acres Completed

Producer Payment Eligibility Signature Date:

Type Of Signature :

COC Payment Eligibility Signature Date:

☐ Approve
☐ Disapprove

Applicant's Signature Date:

Type Of Signature :

Confirm

Cancel

288 Deleting Applications (Continued)

C Field Descriptions and Actions

The following table provides the field descriptions and actions for the Delete Application Screen.

Field/Button	Description	Action
State	Displays State selected on the State, County and Program Year Selection Screen.	
County	Displays county selected on the State, County and Program Year Selection Screen.	
Year	Displays calendar year selected on the State, County and Program Year Selection Screen.	
Applicant's Name	Displays name of the producer for which the application is being deleted.	
Expand All	Manual selection to expand all stands.	Displays an expanded view of all stands on the application.
Collapse All	Manual selection to collapse all stands.	Displays a collapsed view of all stands on the application.
Expand	Manual selection to expand the stand. Note: "Expand" link is only displayed when the stand is collapsed.	Displays an expanded view of the selected stand.
Collapse	Provides the ability to collapse the stand. Note: "Collapse" link is only displayed when the stand is expanded.	Displays a collapsed view of the selected stand.
Confirm	TAP Application Summary Screen will be redisplayed with the message, "Application successfully deleted".	
Cancel	Returns to the TAP Application Summary Screen without deleting the application.	

289-295 (Reserved)

Subsection 2 Editing, Deleting, and Adding Stand Information

296 Editing Stands (Part B)

A Overview

After the “Edit” link next to the stand number is selected from the Stand Summary Screen, the Edit Stand (PART B) Screen will be displayed.

The Edit Stand (PART B) Screen provides the ability to edit stand information for an existing application.

B Edit Stand (PART B) Screen

Following is an example of the Edit Stand (PART B) Screen.

Edit Stand (PART B)

State: **Mississippi**
County: **Coahoma**
Year: **2013**

Applicant's Name: **ANY 3 PRODUCER**

Stand Status: **Completed**

Stand Number:

Disaster Event:

Disaster Start Date:

Disaster End Date:

Crop:

Applicant's Share: %

Total Acres in Stand:

Total Acres Damaged:

Total Trees in Stand:

Total Trees Lost:

Total Trees Damaged:

Total Replanted Trees:

Producer Planting Certification Indicator:

☒ I am an orchardist or nursery tree grower that planted trees for commercial use

☐ I did not plant the trees but have a production history for commercial purposes on the planted or existing trees.

Practice Code	Practice Code Description	Trees/Acres Requested		
14	Site preparation	3.0	Edit	Delete
10	Planting cost	250	Edit	Delete
01	Fruit and nut tree replacement	250	Edit	Delete

[Add new Practice](#)

296 Editing Stands (Part B) (Continued)

C Field Descriptions and Actions

The following table provides the field descriptions and actions for the Edit Stand (PART B) Screen.

Field/Button	Description	Action
State	Displays State selected on the State, County and Program Year Selection Screen.	
County	Displays county selected on the State, County and Program Year Selection Screen.	
Year	Displays calendar year selected on the State, County and Program Year Selection Screen.	
Applicant's Name	Displays name of the producer for which the application is being updated.	
Stand Status	Displays completion status of the stand. Following are the eligible status that may be displayed: <ul style="list-style-type: none"> • "Initiated" • "COC Determined" • "Applicant Signed for Payment" • "Completed". 	
Stand Number	Manual entry.	Edit the County Office-assigned sequential stand number. Note: Stand numbers can be duplicated only if the stand suffers multiple losses within the same program year.
Disaster Event	Manual selection for the disaster event that caused the tree loss.	Edit the disaster event that caused the tree loss.

296 Editing Stands (Part B) (Continued)

C Field Descriptions and Actions (Continued)

Field/Button	Description	Action
Disaster Start Date	Manual selection for the start date of the disaster event.	Edit the start and end date of the disaster event by either:
Disaster End Date	Manual selection for the end date of the disaster event.	<ul style="list-style-type: none"> selecting the date from the drop-down lists using the calendar option. <p>A start date is always required; however, an end date is not required unless the disaster event continued over multiple days.</p>
Crop	Manual selection.	Edit the crop that sustained a loss during the selected disaster event.
Applicant's Share	Manual entry.	Edit the applicant's share.
Total Acres in Stand	Manual entry.	Edit the total acres that the applicant reports in the stand.
Total Acres Damaged	Manual entry.	Edit the total acres that the applicant reports are damaged in the stand.
Total Trees in Stand	Manual entry.	Edit the total trees that the applicant reports in the stand.
Total Trees Lost	Manual entry.	Edit the total trees that the applicant reports are lost in the stand.
Total Trees Damaged	Manual entry.	Edit the total trees that the applicant reports are damaged in the stand.
Total Replanted Trees	Manual entry.	<p>Edit the total trees that were replanted in the stand since the last loss was reported.</p> <p>Note: Only applicable if a loss has already been reported for the same stand of trees in the same program year.</p>

296 Editing Stands (Part B) (Continued)

C Field Descriptions and Actions (Continued)

Field/Button	Description	Action
Producer Planting Certification Indicator	Manual selection.	<p>Edit which of the following applies to the applicant:</p> <ul style="list-style-type: none"> “I am an orchardist or nursery tree grower that planted trees for commercial use” “I did not plant the trees but have a production history for commercial purposes on the planted or existing trees.”
Edit Practice	Manual selection to edit the selected practice.	Edit Practice Information Screen will be displayed (see paragraph 298 for additional information).
Delete Practice	Manual selection to delete the selected practice.	Delete Practice Information Screen will be displayed (see paragraph 299 for additional information).
Add New Practice	Manual selection to add a new practice to the selected stand.	Add Practice Information (PART B) Screen will be displayed (see paragraph 300 for additional information).
Save Stand	Saves all data edited on the Edit Stand (PART B) Screen. The Stand Summary Screen will be displayed (paragraph 278).	
Cancel	Returns to the TAP Application Summary Screen without saving data edited on the Edit Stand (PART B) Screen.	

297 Deleting Stands

A Overview

After the “Delete” link is selected from the Stand Summary Screen, the Delete Stand Screen will be displayed.

The Delete Stand Screen provides the ability to delete stand information for an existing application.

B Delete Stand Screen

Following is an example of the Delete Stand Screen.

Delete Stand

State: **Mississippi**
County: **Coahoma**
Year: **2013**

Applicant's Name: **ANY 3 PRODUCER**
 Stand Status: **Completed**

Stand Number: 123

Disaster Event: Hurricane

Disaster Start Date: 06/01/2013

Disaster End Date: 06/03/2013

Crop: Apples

Applicant's Share: 100.00%

Total Acres in Stand: 6.0

Total Acres Damaged: 3.0

Total Trees in Stand: 500

Total Trees Lost: 250

Total Trees Damaged: 0

Total Replanted Trees: 250

Producer Planting Certification Indicator:

☒ I am an orchardist or nursery tree grower that planted trees for commercial use
☐ I did not plant the trees but have a production history for commercial purposes on the planted or existing trees.

Practice Code	Practice Code Description	Trees/Acres Requested
14	Site preparation	3.0
10	Planting cost	250
01	Fruit and nut tree replacement	250

297 Deleting Stands (Continued)

C Field Descriptions

The following table provides the field descriptions for the Delete Stand Screen.

Field/Button	Description
State	Displays State selected on the State, County and Program Year Selection Screen.
County	Displays county selected on the State, County and Program Year Selection Screen.
Year	Displays calendar year selected on the State, County and Program Year Selection Screen.
Applicant's Name	Displays name of the producer for which the application is being updated.
Stand Status	Displays completion status of the stand. Following are the eligible status that may be displayed: <ul style="list-style-type: none"> • "Initiated" • "COC Determined" • "Applicant Signed for Payment" • "Completed".
Stand Number	Displays stand number entered on the Add New Stand (PART B) Screen.
Disaster Event	Displays disaster event selected on the Add New Stand (PART B) Screen.
Disaster Start Date	Displays disaster start date entered on the Add New Stand (PART B) Screen.
Disaster End Date	Displays disaster end date entered on the Add New Stand (PART B) Screen.
Crop	Displays crop selected on the Add New Stand (PART B) Screen.
Applicant's Share	Displays applicant's share entered on the Add New Stand (PART B) Screen.

297 Deleting Stands (Continued)

C Field Descriptions (Continued)

Field/Button	Description
Total Acres in Stand	Displays total acres in stand entered on the Add New Stand (PART B) Screen.
Total Acres Damaged	Displays total acres damaged entered on the Add New Stand (PART B) Screen.
Total Trees in Stand	Displays total trees in stand entered on the Add New Stand (PART B) Screen.
Total Trees Lost	Displays total trees lost entered on the Add New Stand (PART B) Screen.
Total Trees Damaged	Displays total trees damaged entered on the Add New Stand (PART B) Screen.
Total Replanted Trees	Displays total replanted trees entered on the Add New Stand (PART B) Screen.
Producer Planting Certification Indicator	Displays producer planting certification indicator selected on the Add New Stand (PART B) Screen.
Practice Code	Displays practice code selected on the Add Practice Information (PART B) Screen.
Trees/Acres Requested	Displays trees/acres requested entered on the Add Practice Information (PART B) Screen.
Confirm	Stand Summary Screen will be redisplayed with the message, "Stand successfully deleted".
Cancel	Returns user to the TAP Application Summary Screen without deleting the stand.

298 Editing Practice Information (Part B)**A Overview**

After the “Edit” link next to the practice is selected from the Stand Summary Screen, the Edit Practice Information (PART B) Screen will be displayed.

The Edit Practice Information (PART B) Screen provides the ability to edit practice information for a stand.

B Edit Practice Information (PART B) Screen

Following is an example of the Edit Practice Information (PART B) Screen.

Edit Practice Information(PART B)

State: **Mississippi** County: **Coahoma** Year: **2013**

Applicant's Name: **ANY 3 PRODUCER**
Stand Status: **Completed** Stand Number **123**

Disaster Event: **Hurricane** Disaster Date: **06/01/2013-06/03/2013**
Crop: **Apples**

Practice Code: 01-Fruit and nut tree replacement ▼

Trees Requested: 250

298 Editing Practice Information (Part B) (Continued)

C Field Descriptions and Actions

The following table provides the field descriptions and actions for the Edit Practice Information (PART B) Screen.

Field/Button	Description	Action
State	Displays State selected on the State, County and Program Year Selection Screen.	
County	Displays county selected on the State, County and Program Year Selection Screen.	
Year	Displays calendar year selected on the State, County and Program Year Selection Screen.	
Applicant's Name	Displays name of the applicant.	
Stand Status	Displays completion status of the stand. Following are the eligible status that may be displayed: <ul style="list-style-type: none"> • "Initiated" • "COC Determined" • "Applicant Signed for Payment" • "Completed". 	
Stand Number	Displays stand number entered on the Add New Stand (PART B) Screen.	
Disaster Event	Displays disaster event selected on the Add New Stand (PART B) Screen.	
Disaster Date	Displays disaster dates entered on the Add New Stand (PART B) Screen.	
Crop	Displays crop selected on the Add New Stand (PART B) Screen.	
Practice Code	Manual selection.	Edit the displayed practice code.
Trees/Acres Requested	Manual entry.	Edit the number of trees or acres that the applicant is requesting.
Save Practice	Saves the practice information as edited. The Stand Summary Screen will be displayed (paragraph 287).	
Cancel	Returns to the TAP Application Summary Screen without saving data edited on the Edit Practice Information (PART B) Screen.	

299 Deleting Practice Information

A Overview

After the “Delete” link next to the practice is selected from the Stand Summary Screen, the Delete Practice Information Screen will be displayed.

The Delete Practice Information Screen provides the ability to delete practice information for an existing application.

B Delete Practice Information Screen

Following is an example of the Delete Practice Information Screen.

Delete Practice Information

State: **Mississippi** County: **Coahoma** Year: **2013**

Applicant's Name: **ANY 3 PRODUCER**
Stand Status: **Completed**
Stand Number **123**

Disaster Event: **Hurricane** Disaster Date: **06/01/2013-06/03/2013**
Crop: **Apples**

Practice Code: **Fruit and nut tree replacement**
Trees Requested: **250**

299 Deleting Practice Information (Continued)

C Field Descriptions

The following table provides the field descriptions for the Delete Practice Information Screen.

Field/Button	Description
State	Displays State selected on the State, County and Program Year Selection Screen.
County	Displays county selected on the State, County and Program Year Selection Screen.
Year	Displays calendar year selected on the State, County and Program Year Selection Screen.
Applicant's Name	Displays name of the producer for which the application is being updated.
Stand Status	Displays completion status of the stand. Following are the eligible status that may be displayed: <ul style="list-style-type: none"> • "Initiated" • "COC Determined" • "Applicant Signed for Payment" • "Completed"
Stand Number	Displays stand number entered on the Add New Stand (PART B) Screen.
Disaster Event	Displays disaster event selected on the Add New Stand (PART B) Screen.
Disaster Start Date	Displays disaster start date entered on the Add New Stand (PART B) Screen.
Disaster End Date	Displays disaster end date entered on the Add New Stand (PART B) Screen.
Crop	Displays crop selected on the Add New Stand (PART B) Screen.
Practice Code	Displays practice code selected on the Add Practice Information (PART B) Screen.
Trees/Acres Requested	Displays trees/acres requested entered on the Add Practice Information (PART B) Screen.
Confirm	Stand Summary Screen will be redisplayed with the message, "Practice Information successfully deleted".
Cancel	Returns to the TAP Application Summary Screen without deleting the practice.

300 Adding Practice Information (Part B)**A Overview**

After the “Add New Practice for Request” link under Stand Information is selected from the Stand Summary Screen, the Add Practice Information (PART B) Screen will be displayed.

The Add Practice Information (PART B) Screen provides the ability to add practice information to a stand.

B Add Practice Information (PART B) Screen

Following is an example of the Add Practice Information (PART B) Screen.

Add Practice Information(PART B)
State: **Mississippi** County: **Coahoma** Year: **2013**
Applicant's Name: **ANY 3 PRODUCER**
Stand Status: **Completed** Stand Number **123**
Disaster Event: **Hurricane** Disaster Date: **06/01/2013-06/03/2013**
Crop: **Apples**
Practice Code: 01-Fruit and nut tree replacement ▼
Trees Requested:

300 Adding Practice Information (Part B) (Continued)**C Field Descriptions and Actions**

The following table provides the field descriptions and actions for the Add Practice Information (PART B) Screen.

Field/Button	Description	Action
State	Displays State selected on the State, County and Program Year Selection Screen.	
County	Displays county selected on the State, County and Program Year Selection Screen.	
Year	Displays calendar year selected on the State, County and Program Year Selection Screen.	
Applicant's Name	Displays name of the applicant.	
Stand Status	Displays completion status of the stand. Following are the eligible status that may be displayed: <ul style="list-style-type: none"> • "Initiated" • "COC Determined" • "Applicant Signed for Payment" • "Completed". 	
Stand Number	Displays stand number entered on the Add New Stand (PART B) Screen.	
Disaster Event	Displays disaster event selected on the Add New Stand (PART B) Screen.	
Disaster Date	Displays disaster dates entered on the Add New Stand (PART B) Screen.	
Crop	Displays crop selected on the Add New Stand (PART B) Screen.	
Practice Code	Manual selection.	Select the practice code from the drop-down list.
Trees/Acres Requested	Manual entry.	Enter number of trees or acres being requested for the practice code.
Save Practice	Saves the practice information as entered. The Stand Summary Screen will be displayed (paragraph 287).	
Cancel	Returns to the TAP Application Summary Screen without saving data entered on the Add Practice Information (PART B) Screen.	

301-310 (Reserved)

Subsection 3 Editing, Deleting, and Adding COC Action/Determination

311 Editing Stands for COC Action/Determination

A Overview

*--To access the Edit Stand for COC Action/Determination Screen, from the Stand Summary Screen, CLICK “**Expand**”.

Welcome Dolores Bochenek Role:County User Sign Up TAP Home Page State County Selection Nationwide Customer Service COC Determination Bulk Approval COC Determination	Stand Summary		
	State: Mississippi County: Coahoma Year: 2013 Applicant's Name: ANY 3 PRODUCER		
	Add a new Stand Sort By: Stand By Ascending ▼		
	Expand All Collapse All		
	Stand#: 123 Hurricane 06/01/2013-06/03/2013 Crop: Apples	Edit Delete Expand	

--*

311 Editing Stands for COC Action/Determination (Continued)

A Overview (Continued)

*--The Stand Summary Screen will be redisplayed with the stand summary expanded on the screen. Scroll down and next to "COC Determined (PART D & PART E)", CLICK "Edit".

Stand Summary

State: **Mississippi**
County: **Coahoma**
Year: **2013**

Applicant's Name: **ANY 3 PRODUCER**

[Add a new Stand](#) **Sort By:** Stand By Ascending ▼

[Expand All](#) [Collapse All](#)

Stand#: 123 Hurricane 06/01/2013-06/03/2013
 Crop: Apples

[Edit](#) [Delete](#) [Collapse](#)

Stand Information (PART B)
[Edit](#)

Applicant's Share: 100.00

Total Acres in Stand: 6.0

Total Acres Damaged: 3.0

Total Trees in Stand: 500.0

Total Trees Lost: 250.0

Total Trees Damaged: 0.0

Total Replanted Trees: 250.0

Practice Code	Practice Code Description	Trees/Acres Requested	
01	Fruit and nut tree replacement	250	Edit Delete
10	Planting cost	250	Edit Delete
14	Site preparation	3.0	Edit Delete

[Add New Practice for Request](#)

COC Determined (PART D & PART E)
[Edit](#)

Total Determined Acres in Stand: 6.0

Total Determined Damaged Acres in Stand: 3.0

Total Determined Acres for payment: 2.5

Total Determined Trees in Stand: 500

Total Determined Trees Lost: 250

Total Determined Trees Lost for Payment: 205

Total Determined Trees Damaged: 0

Total Determined Trees Damaged for payment: 0

Determined Replanted Trees Count: 250

The Edit Stand for COC Action/Determination Screen will be displayed that provides the--* ability to edit COC determination for an existing application.

311 Editing Stands for COC Action/Determination (Continued)

B Edit Stand for COC Action/Determination Screen

Following is an example of the Edit Stand for COC Action/Determination Screen.

Edit Stand For COC Action/Determination

State: **Mississippi**
County: **Coahoma**
Year: **2013**

Applicant's Name: **ANY 3 PRODUCER**

Stand Status: **Completed**

COC Action/Determination for Stand# 123

Disaster Event: **Hurricane**
Disaster Date: **06/01/2013-06/03/2013**

Crop: **Apples**

Total Determined Trees in Stand:

Total Determined Trees Lost:

Total Determined Trees Lost for Payment : 205

Total Determined Trees Damaged:

Total Determined Trees Damaged for Payment: 0

Total Determined Acres in Stand:

Total Determined Damaged Acres in Stand:

Total Determined Acres for payment: 2.5

Total Replanted Trees:

Practice Code	Practice Code Description	Trees/Acres Determined	
14	Site preparation	2.5	Edit Delete
10	Planting cost	205	Edit Delete
01	Fruit and nut tree replacement	205	Edit Delete
Add new Practice			

COC Approval Date: ☒ **Approve** ☐ **Disapprove**

311 Editing Stands for COC Action/Determination (Continued)**C Field Descriptions and Actions**

The following table provides the field descriptions and actions for the Edit Stand for COC Action/Determination Screen.

Field/Button	Description	Action
State	Displays State selected on the State, County and Program Year Selection Screen.	
County	Displays county selected on the State, County and Program Year Selection Screen.	
Year	Displays calendar year selected on the State, County and Program Year Selection Screen.	
Applicant's Name	Displays name of the producer for which the application is being updated.	
Stand Status	Displays completion status of the stand. Following are the eligible status that may be displayed: <ul style="list-style-type: none"> • "Initiated" • "COC Determined" • "Applicant Signed for Payment" • "Completed". 	
Stand Number	Displays stand number selected from the Stand Summary Screen.	
Disaster Event	Displays disaster event selected for the stand.	
Disaster Start Date	Displays disaster dates entered for the stand.	
Crop	Displays crop from the selected stand.	
Total Determined Trees in Stand	Manual entry.	Enter number of trees in the stand as determined by COC.
Total Determined Trees Lost	Manual entry.	Enter number of damaged trees in the stand as determined by COC.

311 Editing Stands for COC Action/Determination (Continued)

C Field Descriptions and Actions (Continued)

Field/Button	Description		Action	
Total Determined Trees Lost for Payment	Calculated according to the following.			
	IF the loss is...	THEN...		
	the first loss of the calendar year for the stand	multiply: <ul style="list-style-type: none">Total Determined Trees in Stand, times15 percent plus normal mortality. Note: If the loss threshold has not been met, the Total Determined Trees Lost for Payment will be calculated as zero.		
	a subsequent loss for the stand	Step	Action	
		1	Multiply: <ul style="list-style-type: none">Total Determined Trees in Stand, times15 percent.	
		2	Multiply: <ul style="list-style-type: none">Total Replanted Trees from the current loss, timesnormal mortality rate.	
	3	Add: <ul style="list-style-type: none">step 1, plusstep 2. Note: If the loss threshold has not been met, the Total Determined Trees Lost for Payment will be calculated as zero. The system will not continue to step 4.		

311 Editing Stands for COC Action/Determination (Continued)

C Field Descriptions and Actions (Continued)

Field/Button	Description		Action
Total Determined Trees Lost for Payment (Continued)	IF the loss is...	THEN...	
	a subsequent loss for the stand (Continued)	Step	Action
		4	Add: <ul style="list-style-type: none"> • 15 percent, plus • normal mortality rate.
		5	Multiply: <ul style="list-style-type: none"> • Total Determined Trees Lost for the current loss, times • step 4.
		6	Subtract: <ul style="list-style-type: none"> • Total Determined Trees Lost, minus • step 5.
		7	Multiply: <ul style="list-style-type: none"> • step 6, times • applicant share.
Total Determined Trees Damaged	Manual entry.		Enter number of damaged trees in the stand as determined by COC.

311 Editing Stands for COC Action/Determination (Continued)

C Field Descriptions and Actions (Continued)

Field/Button	Description		Action	
Total Determined Trees Damaged for Payment (Continued)	IF the loss is...	THEN...		
	the first loss of the calendar year for the stand	multiply: <ul style="list-style-type: none">Total Determined Trees in Stand, times15 percent plus normal mortality. Note: If the loss threshold has not been met, the Total Determined Trees Damaged for Payment will be calculated as zero.		
	a subsequent loss for the stand	Step		Action
		1		Multiply: <ul style="list-style-type: none">Total Determined Trees in Stand, times15 percent.
		2		Multiply: <ul style="list-style-type: none">Total Replanted Trees from the current loss, timesnormal mortality rate.
		3		Add: <ul style="list-style-type: none">step 1, plusstep 2. Note: If the loss threshold has not been met, the Total Determined Trees Damaged for Payment will be calculated as zero. The system will not continue to step 4.

311 Editing Stands for COC Action/Determination (Continued)

C Field Descriptions and Actions (Continued)

Field/Button	Description		Action	
Total Determined Trees Damaged for Payment (Continued)	IF the loss is...	THEN...		
	a	Step	Action	
	subsequent loss for the stand (Continued)	4	Add: <ul style="list-style-type: none">15 percent, plusnormal mortality rate.	
		5	Multiply: <ul style="list-style-type: none">Total Determined Trees Damaged for the current loss, timesstep 4.	
		6	Subtract: <ul style="list-style-type: none">Total Determined Trees Damaged, minusstep 5.	
		7	Multiply: <ul style="list-style-type: none">step 6, timesapplicant share.	

311 Editing Stands for COC Action/Determination (Continued)

C Field Descriptions and Actions (Continued)

Field/Button	Description		Action
Total Determined Acres in Stand	Manual entry.		Enter number of acres in the stand as determined by COC.
Total Determined Damaged Acres in Stand	Manual entry.		Enter number of damaged acres in the stand as determined by COC.
Total Determined Acres for Payment	Calculated according to the following		
	Step	Action	
	1	Add: <ul style="list-style-type: none"> 15 percent, plus normal mortality rate 	
	2	Multiply: <ul style="list-style-type: none"> Total Determined Damaged Acres in Stand, times step 1. 	
	3	Subtract: <ul style="list-style-type: none"> Total Determined Damaged Acres in Stand, minus step 2. 	
Total Replanted Trees	Manual entry.		Enter number of trees that have been replanted since the last loss on the stand.

311 Editing Stands for COC Action/Determination (Continued)

C Field Descriptions and Actions (Continued)

Field/Button	Description	Action
Calculate and Save	Saves entries made on the screen and calculates: <ul style="list-style-type: none"> • Total Determined Trees Lost for Payment • Total Determined Trees Damaged for Payment • Total Determined Acres for Payment. 	
Edit Practice	Manual selection to edit the selected practice.	Edit Practice Information for COC Action/Determination Screen will be displayed (see paragraph 312 for additional information).
Delete Practice	Manual selection to delete the selected practice.	Delete Practice Information for COC Action/Determination Screen will be displayed (see paragraph 313 for additional information).
Add New Practice	Manual selection to add a new practice to the selected stand.	Add Practice Information for COC Action/Determination Screen will be displayed (see paragraph 314 for additional information).
COC Approval Date	Manual selection.	Select the month, day, and year from the drop-down lists.
Approve/Disapprove	Manual selection.	Click “Approve” or “Disapprove” radio button.
Save COC Action/Determination	Saves all data edited on the Edit Stand For COC Action/Determination Screen. The Stand Summary Screen will be displayed (paragraph 287).	
Cancel	Returns to the TAP Application Summary Screen without saving data edited on the Edit Stand For COC Action/Determination Screen.	

312 Editing Practice Information for COC Action/Determination

A Overview

After the “Edit” link next to the practice is selected from the Stand Summary Screen, the Edit Practice Information for COC Action/Determination Screen will be displayed.

The Edit Practice Information for COC Action/Determination Screen provides the ability to edit practice information for a stand.

B Edit Practice Information for COC Action/Determination Screen

Following is an example of the Edit Practice Information for COC Action/Determination Screen.

Edit Practice Information for COC Action/Determination

State: **Mississippi**
County: **Coahoma**
Year: **2013**

Applicant's Name: **ANY 3 PRODUCER**
Stand Status: **Completed**

Stand Number **123**

Disaster Event: **Hurricane**
Crop: **Apples**
Disaster Date: **06/01/2013-06/03/2013**

Total Determined Trees Lost for Payment: **205**
Total Determined Trees Damaged for Payment: **0**
Total Determined Acres for payment: **2.5**

Practice Code:

01-Fruit and nut tree replacement ▼

Trees Determined:

205

Save Practice

Cancel

312 Editing Practice Information for COC Action/Determination (Continued)

C Field Descriptions and Actions

The following table provides the field descriptions and actions for the Edit Practice Information for COC Action/Determination Screen.

Field/Button	Description	Action
State	Displays State selected on the State, County and Program Year Selection Screen.	
County	Displays county selected on the State, County and Program Year Selection Screen.	
Year	Displays calendar year selected on the State, County and Program Year Selection Screen.	
Applicant's Name	Displays name of the applicant.	
Stand Status	Displays completion status of the stand. Following are the eligible status that may be displayed: <ul style="list-style-type: none"> • "Initiated" • "COC Determined" • "Applicant Signed for Payment" • "Completed". 	
Stand Number	Displays stand number entered on the Add New Stand (PART B) Screen.	
Disaster Event	Displays disaster event selected on the Add New Stand (PART B) Screen.	
Disaster Date	Displays disaster dates entered on the Add New Stand (PART B) Screen.	
Crop	Displays crop selected on the Add New Stand (PART B) Screen.	

312 Editing Practice Information for COC Action/Determination (Continued)

C Field Descriptions and Actions (Continued)

Field/Button	Description	Action
Total Determined Trees Lost for Payment	Displays calculated Total Determined Trees Lost for Payment.	
Total Determined Acres for Payment	Displays calculated Total Determined Acres for Payment.	
Practice Code	Manual selection.	Edit the displayed practice code.
Trees/Acres Requested	Manual entry.	Edit the number of trees or acres that the applicant is requesting.
Save Practice	Saves the practice information as edited. The Stand Summary Screen will be displayed (paragraph 287).	
Cancel	Returns to the TAP Application Summary Screen without saving data edited on the Edit Practice Information for COC Action/Determination Screen.	

313 Deleting Practice Information for COC Action/Determination**A Overview**

After the “Delete” link next to the practice is selected from the Stand Summary Screen, the Delete Practice Information for COC Action/Determination Screen will be displayed.

The Delete Practice Information for COC Action/Determination Screen provides the ability to delete practice information for an existing application.

B Delete Practice Information for COC Action/Determination Screen

Following is an example of the Delete Practice Information for COC Action/Determination Screen.

Delete Practice Information for COC Action/Determination		
State: Mississippi	County: Coahoma	Year: 2013
Applicant's Name: ANY 3 PRODUCER		
Stand Status: Completed		
Stand Number 123		
Disaster Event: Hurricane	Disaster Date: 06/01/2013-06/03/2013	
Crop: Apples		
Total Determined Trees Lost for Payment: 205		
Total Determined Trees Damaged for Payment: 0		
Total Determined Acres for payment: 2.5		
Practice Code: Fruit and nut tree replacement		
Trees Determined: 205		
<input type="button" value="Confirm"/> <input type="button" value="Cancel"/>		

313 Deleting Practice Information for COC Action/Determination (Continued)

C Field Descriptions

The following table provides the field descriptions for the Delete Practice Information for COC Action/Determination Screen.

Field/Button	Description
State	Displays State selected on the State, County and Program Year Selection Screen.
County	Displays county selected on the State, County and Program Year Selection Screen.
Year	Displays calendar year selected on the State, County and Program Year Selection Screen.
Applicant's Name	Displays name of the producer for which the application is being updated.
Stand Status	Displays completion status of the stand. Following are the eligible status that may be displayed: <ul style="list-style-type: none"> • "Initiated" • "COC Determined" • "Applicant Signed for Payment" • "Completed"
Stand Number	Displays stand number entered on the Add New Stand (PART B) Screen.
Disaster Event	Displays disaster event selected on the Add New Stand (PART B) Screen.
Disaster Start Date	Displays disaster start date entered on the Add New Stand (PART B) Screen.
Disaster End Date	Displays disaster end date entered on the Add New Stand (PART B) Screen.
Crop	Displays crop selected on the Add New Stand (PART B) Screen.
Total Determined Trees Lost for Payment	Displays calculated total determined trees lost for payment.
Total Determined Acres for Payment	Displays calculated total determined acres for payment.
Practice Code	Displays practice code selected on the Add Practice Information for COC Action/Determination Screen.
Trees/Acres Requested	Displays trees/acres requested entered on the Add Practice Information for COC Action/Determination Screen.
Confirm	Stand Summary Screen will be redisplayed with the message, "Practice Information successfully deleted".
Cancel	Returns to the TAP Application Summary Screen without deleting the practice.

314 Adding Practice Information for COC Action/Determination**A Overview**

After the “Add New Practice for Request” link under Stand Information is selected from the Stand Summary Screen, the Add Practice Information for COC Action/Determination Screen will be displayed.

The Add Practice Information for COC Action/Determination Screen provides the ability to add practice information to a stand.

B Add Practice Information for COC Action/Determination Screen

Following is an example of the Add Practice Information for COC Action/Determination Screen.

Add Practice Information for COC Action/Determination

State: **Mississippi** County: **Coahoma** Year: **2013**

Applicant's Name: **ANY 3 PRODUCER**
Stand Status: **Completed**
Stand Number **123**

Disaster Event: **Hurricane** Disaster Date: **06/01/2013-06/03/2013**
Crop: **Apples**

Total Determined Trees Lost for Payment: **205**
Total Determined Trees Damaged for Payment: **0**
Total Determined Acres for payment: **2.5**

Practice Code: 01-Fruit and nut tree replacement ▼

Trees Determined:

314 Adding Practice Information for COC Action/Determination (Continued)

C Field Descriptions and Actions

The following table provides the field descriptions and actions for the Add Practice Information for COC Action/Determination Screen.

Field/Button	Description	Action
State	Displays State selected on the State, County and Program Year Selection Screen.	
County	Displays county selected on the State, County and Program Year Selection Screen.	
Year	Displays calendar year selected on the State, County and Program Year Selection Screen.	
Applicant's Name	Displays name of the applicant.	
Stand Status	Displays completion status of the stand. Following are the eligible status that may be displayed: <ul style="list-style-type: none"> • "Initiated" • "COC Determined" • "Applicant Signed for Payment" • "Completed". 	
Stand Number	Displays stand number entered on the Add New Stand (PART B) Screen.	
Disaster Event	Displays disaster event selected on the Add New Stand (PART B) Screen.	
Disaster Date	Displays disaster dates entered on the Add New Stand (PART B) Screen.	
Crop	Displays crop selected on the Add New Stand (PART B) Screen.	

314 Adding Practice Information for COC Action/Determination (Continued)**C Field Descriptions and Actions (Continued)**

Field/Button	Description	Action
Total Determined Trees Lost for Payment	Displays calculated Total Determined Trees Lost for Payment.	
Total Determined Acres for Payment	Displays calculated Total Determined Acres for Payment.	
Practice Code	Manual selection.	Select COC practice code.
Trees/Acres Requested	Manual entry.	Enter number of trees or acres that COC is approving.
Save Practice	Saves the practice information as entered. The Stand Summary Screen will be displayed (paragraph 287).	
Cancel	Returns to the TAP Application Summary Screen without saving data entered on the Add Practice Information for COC Action/Determination Screen.	

315-325 (Reserved)

Subsection 4 Editing Payment Eligibility and Practice Information

326 Editing Payment Eligibility

A Overview

After the “Edit” link next to Payment Eligibility (Part F & Part G) is selected from the Stand Summary Screen, the Edit Payment Eligibility Screen will be displayed.

The Edit Payment Eligibility Screen provides the ability to edit payment eligibility information for an existing application.

B Edit Payment Eligibility Screen

Following is an example of the Edit Payment Eligibility Screen.

Edit Payment Eligibility

State: **Mississippi**
County: **Coahoma**
Year: **2013**

Applicant's Name: **ANY 3 PRODUCER**
 Stand Status: **Completed**

Payment Eligibility for Stand# 123

Disaster Event: **Hurricane**
Disaster Date: **06/01/2013-06/03/2013**

Crop: **Apples**

Practice Code	Practice Code Description	Trees/Acres Completed	Actual Cost
14	Site preparation	2.5	\$2225.00 Edit
10	Planting cost	205	\$2475.00 Edit
01	Fruit and nut tree replacement	205	\$1325.00 Edit

Producer Payment Eligibility Signature Date:

Type Of Signature :

Paper ▼

COC Payment Eligibility Signature Date:

☒ **Approve**

 ☐ **Disapprove**

Save Payment Eligibility

Cancel

4-14-14

1-TAP (Rev. 4) Amend. 1

Page 10-101

326 Editing Payment Eligibility (Continued)

C Field Descriptions and Actions

The following table provides the field descriptions and actions for the Edit Payment Eligibility Screen.

Field/Button	Description	Action
State	Displays State selected on the State, County and Program Year Selection Screen.	
County	Displays county selected on the State, County and Program Year Selection Screen.	
Year	Displays calendar year selected on the State, County and Program Year Selection Screen.	
Applicant's Name	Displays name of the producer for which the application is being updated.	
Stand Status	Displays completion status of the stand. Following are the eligible status that may be displayed: <ul style="list-style-type: none"> • "Initiated" • "COC Determined" • "Applicant Signed for Payment" • "Completed". 	
Stand Number	Displays stand number selected from the Stand Summary Screen.	
Disaster Event	Displays disaster event selected for the stand.	
Disaster Date	Displays disaster dates entered for the stand.	
Crop	Displays crop from the selected stand.	
Practice Code	Displays COC approved practice codes	

326 Editing Payment Eligibility (Continued)

C Field Descriptions and Actions (Continued)

Field/Button	Description	Action
Trees/Acres Completed	If applicable, displays trees/acres previously entered on the Edit Payment Eligibility Screen.	
Actual Cost	If applicable, displays actual cost previously entered on the Edit Payment Eligibility Screen.	
Edit	Manual selection.	Edit Practice Code Payment Eligibility Screen will be displayed (see paragraph 327 for additional information).
Producer Payment Eligibility Signature Date	Manual selection.	Select the month, day, and year from the drop-down lists.
Type of Signature	Manual selection of a list of applicable signature types.	Select the signature type from the drop-down list.
COC Payment Eligibility Signature Date	Manual selection.	Select the month, day, and year from the drop-down lists.
Approve/Disapprove	Manual selection.	Click “Approve” or “Disapprove” radio button.
Save Payment Eligibility	Saves all data edited on the Edit Payment Eligibility Screen. The Stand Summary Screen will be displayed (paragraph 287).	
Cancel	Returns to the TAP Application Summary Screen without saving data edited on the Edit Payment Eligibility Screen.	

327 Editing Practice Code Payment Eligibility

A Overview

After the “Edit” link next to the practice is selected from the Stand Summary Screen, the Edit Practice Code Payment Eligibility Screen will be displayed.

The Edit Practice Code Payment Eligibility Screen provides the ability to edit practice information for a stand.

B Edit Practice Code Payment Eligibility Screen

Following is an example of the Edit Practice Code Payment Eligibility Screen.

*--

Edit Practice Code Payment Eligibility	
State: Mississippi County: Coahoma	Year: 2013
Applicant's Name: Any 3 Producer	
Stand Status: Completed	Stand Number 123
Disaster Event: Hurricane	Disaster Date: 06/01/2013-06/03/2013
Crop: Apples	
Total Determined Trees Lost for Payment: 205	
Total Determined Trees Damaged for Payment: 0	
Total Determined Acres for payment: 2.5	
Practice Code: 01 - Fruit & nut tree replacement per tree	
Replacement Crop:	Not Applicable ▼
Practice Rate:	8.00
Trees Completed:	205
Actual Cost:	1325.00
<input type="button" value="Save Practice"/> <input type="button" value="Cancel"/>	

--*

327 Editing Practice Code Payment Eligibility (Continued)

C Field Descriptions and Actions

The following table provides the field descriptions and actions for the Edit Practice Code Payment Eligibility Screen.

Field/Button	Description	Action
State	Displays State selected on the State, County and Program Year Selection Screen.	
County	Displays county selected on the State, County and Program Year Selection Screen.	
Year	Displays calendar year selected on the State, County and Program Year Selection Screen.	
Applicant's Name	Displays name of the applicant.	
Stand Status	Displays completion status of the stand. Following are the eligible status that may be displayed: <ul style="list-style-type: none"> • "Initiated" • "COC Determined" • "Applicant Signed for Payment" • "Completed". 	
Stand Number	Displays stand number entered on the Add New Stand (PART B) Screen.	
Disaster Event	Displays disaster event selected on the Add New Stand (PART B) Screen.	
Disaster Date	Displays disaster dates entered on the Add New Stand (PART B) Screen.	
Crop	Displays crop selected on the Add New Stand (PART B) Screen.	

327 Editing Practice Code Payment Eligibility (Continued)

C Field Descriptions and Actions (Continued)

Field/Button	Description	Action
Total Determined Trees Lost for Payment	Displays calculated total determined trees lost for payment.	
--Total Determined Trees Damaged for Payment	Displays calculated total determined trees damaged for payment.--	
Total Determined Acres for Payment	Displays calculated total determined acres for payment.	
Practice Code	Displays selected practice code.	
*--Replacement Crop	Drop-down list of TAP eligible crops.	Select replacement crop, as applicable, according to subparagraph 153 C.
Practice Rate	Prepopulated with the practice rate for the original crop. May be overridden with the practice rate for the replacement crop, only if there is a replacement crop selected. Overridden value cannot exceed the original practice rate	Enter practice rate, as applicable, according to paragraph 152.--*
Trees * * * Completed	Manual entry.	Enter number of trees or acres that the applicant completed for the selected practice.
Actual Cost	Manual entry.	Enter the actual cost for completing the practice.
Save Practice	Saves the practice information as edited. The Stand Summary Screen will be displayed (paragraph 287).	
Cancel	Returns to the TAP Application Summary Screen without saving data edited on the Edit Practice Code Payment Eligibility Screen.	

328-335 (Reserved)

Subsection 5 Nationwide Customer Service**336 Nationwide Customer Service Access****A Overview**

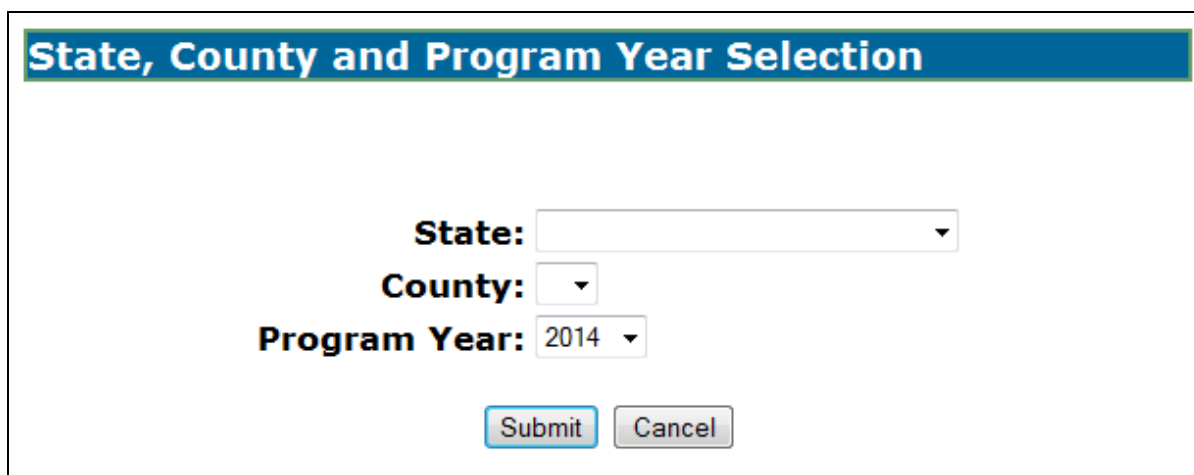
The web-based TAP software automatically allows for nationwide customer service for County Office users. County Office users will have the ability to access and load CCC-899's for any producer nationwide. This service will be extremely beneficial for travelers, absentee landowners, etc. County Office employees loading nationwide CCC-899's will have limited authority.

Nationwide customer service can be accessed by selecting "Nationwide Customer Service" from the menu bar. The State, County and Program Year Selection Screen will be displayed.

B State, County and Program Year Selection Screen

Following is an example of the State, County and Program Year Selection Screen.

Select the State, county, and program year and CLICK "**Submit**" to continue to the TAP application.



State, County and Program Year Selection

State:

County:

Program Year: 2014

336 Nationwide Customer Service Access (Continued)**C County Office Authority**

County Office employees that use Nationwide Customer Service have limited authority when entering a CCC-899. County Office users have the authority to enter the following:

- stand information
- applicant stand information signature date
- payment eligibility information
- applicant payment eligibility signature date.

County Office users do **not** have the authority to enter the following:

- COC determination information
- payment eligibility approval date.

All other functionality of the system remains the same.

D County Office Responsibilities

County Offices that process Nationwide Customer Service applications must:

- immediately FAX a copy of the signed CCC-899 to the producer's home county
- mail the original signed CCC-899 to the producer's home county
- maintain a copy of the signed CCC-899.

337-345 (Reserved)

Subsection 6 Bulk Approvals

346 COC Determination Bulk Approvals

A Overview

Users can enter the same COC Determination approval/disapproval date to multiple CCC-899's in the web-based software. To access the multiple COC Determination approval process, on the left navigation menu, CLICK "**COC Determination Bulk Approval**".

Note: The COC Determination approval/disapproval date can also be entered by specific CCC-899 on the Stand Summary or Edit Stand for COC Action/Determination Screen.

B Bulk COC Approval/Disapproval for TAP Payment Screen

Following is an example of the Bulk COC Approval/Disapproval for TAP Payment Screen.

Bulk COC Approval/Disapproval for TAP Payment

Program Year: **2013**

State: **Mississippi**

County: **Coahoma**

COC Signature
Date:

[Approve All](#)
[Disapprove All](#)

ProducerName: **ANY 1 PRODUCER**

Stand#2 Crop:Grapefru	Disaster Date: 08/20/13	Disaster Event: Light	<input type="checkbox"/>	Approve	<input type="checkbox"/>	Disapprove
-----------------------	-------------------------	-----------------------	--------------------------	---------	--------------------------	------------

ProducerName: **ANY 2 PRODUCER**

Stand#1 Crop:Amonds	Disaster Date: 05/01/13	Disaster Event: Hurri	<input type="checkbox"/>	Approve	<input type="checkbox"/>	Disapprove
---------------------	-------------------------	-----------------------	--------------------------	---------	--------------------------	------------

Submit

Cancel

346 COC Determination Bulk Approvals (Continued)

C Field Descriptions and Actions

The following table provides the field descriptions and actions for COC Determination Bulk Approval Screen.

Field/Button	Description	Action
Program Year	Displays State selected on the State, County and Program Year Selection Screen.	
State	Displays county selected on the State, County and Program Year Selection Screen.	
County	Displays calendar year selected on the State, County and Program Year Selection Screen.	
COC Signature Date	Manual entry.	Select the month, day, and year from the drop-down lists.
Approve All	Manual selection.	CLICK “ Approve All ” to approve all listed applications.
Disapprove All	Manual selection.	CLICK “ Disapprove All ” to disapprove all listed applications.
Producer Name	Displays name of the applicant.	
Stand Number	Displays stand number entered on the Add New Stand (PART B) Screen.	
Crop	Displays crop selected on the Add New Stand (PART B) Screen.	

346 COC Determination Bulk Approvals (Continued)

C Field Descriptions and Actions (Continued)

Field/Button	Description	Action
Disaster Date	Displays disaster dates entered on the Add New Stand (PART B) Screen.	
Disaster Event	Displays disaster event selected on the Add New Stand (PART B) Screen.	
Approve/Disapprove	Manual selection.	Click “Approve” or “Disapprove” to select individual applications for approval/disapproval.
Submit	The selected applications will be marked as approved or disapproved on the date that was entered. TAP Application Summary Screen will be displayed.	
Cancel	TAP Application Summary Screen will be displayed.	

347 Payment Eligibility Bulk Approvals

A Overview

Users can enter the same payment eligibility approval/disapproval date to multiple CCC-899's in the web-based software. To access the multiple payment eligibility approval process, on the left navigation menu, CLICK **"Payment Eligibility Bulk Approval"**.

Note: The payment eligibility approval/disapproval date can also be entered by specific CCC-899 on the Stand Summary or Edit Payment Eligibility Screen.

B Bulk Payment Eligibility Approval/Disapproval Screen

Following is an example of the Bulk Payment Eligibility Approval/Disapproval Screen.

Bulk Payment Eligibility Approval/Disapproval

Program Year: **2013**

State: **Mississippi**

County: **Coahoma**

COC Signature
Date:

[Approve All](#)
[Disapprove All](#)

ProducerName: ANY 1 PRODUCER

Stand#2 Crop:Grapefru	Disaster Date: 08/20/13	Disaster Event: Light	<input type="checkbox"/>	Approve	<input type="checkbox"/>	Disapprove
-----------------------	-------------------------	-----------------------	--------------------------	---------	--------------------------	------------

ProducerName: ANY 2 PRODUCER

Stand#1 Crop:Amonds	Disaster Date: 05/01/13	Disaster Event: Hurri	<input type="checkbox"/>	Approve	<input type="checkbox"/>	Disapprove
---------------------	-------------------------	-----------------------	--------------------------	---------	--------------------------	------------

Submit

Cancel

347 Payment Eligibility Bulk Approvals (Continued)

C Field Descriptions and Actions

The following table provides the field descriptions and actions for the Payment Eligibility Bulk Approval Screen.

Field/Button	Description	Action
Program Year	Displays State selected on the State, County and Program Year Selection Screen.	
State	Displays county selected on the State, County and Program Year Selection Screen.	
County	Displays calendar year selected on the State, County and Program Year Selection Screen.	
COC Signature Date	Manual entry.	Select the month, day, and year from the drop-down lists.
Approve All	Manual selection.	CLICK “ Approve All ” to approve all listed applications.
Disapprove All	Manual selection.	CLICK “ Disapprove All ” to disapprove all listed applications.
Producer Name	Displays name of the applicant.	
Stand Number	Displays stand number entered on the Add New Stand (PART B) Screen.	
Crop	Displays crop selected on the Add New Stand (PART B) Screen.	
Disaster Date	Displays disaster dates entered on the Add New Stand (PART B) Screen.	
Disaster Event	Displays disaster event selected on the Add New Stand (PART B) Screen.	
Approve/Disapprove	Manual selection.	Click “Approve” or “Disapprove” to select individual applications for approval/disapproval.
Submit	The selected applications will be marked as approved or disapproved on the date that was entered. TAP Application Summary Screen will be displayed.	
Cancel	TAP Application Summary Screen will be displayed.	

348-355 (Reserved)

Subsection 7 Electronic Approvals

356 COC Determination Electronic Approvals

A Overview

All County Office users can access COC determination electronic approval/disapprovals; however, only employees that are designated to approve/disapprove CCC-899's will have access to electronically approve/disapprove CCC-899's.

The approving official's name will be printed in the "COC Signature" signature block and the system date will be entered for the approval/disapproval date.

B Bulk Electronic COC Approval/Disapproval for TAP Payment Screen

Following is an example of the Bulk Electronic COC Approval/Disapproval for TAP Payment Screen.

Bulk Electronic COC Approval/Disapproval for TAP Payment

Program Year: **2013**
State: **Mississippi**
County: **Coahoma**

COC Signature Date: **03/27/2014** (Current Date) [Approve All](#) [Disapprove All](#)

ProducerName: **ANY 1 PRODUCER**

Stand#2 Crop:Grapefru	Disaster Date: 08/20/13	Disaster Event: Light	<input type="checkbox"/>	Approve	<input type="checkbox"/>	Disapprove
-----------------------	-------------------------	-----------------------	--------------------------	---------	--------------------------	------------

ProducerName: **ANY 2 PRODUCER**

Stand#1 Crop:Amonds	Disaster Date: 05/01/13	Disaster Event: Hurri	<input type="checkbox"/>	Approve	<input type="checkbox"/>	Disapprove
---------------------	-------------------------	-----------------------	--------------------------	---------	--------------------------	------------

356 COC Determination Electronic Approvals (Continued)

C Field Descriptions and Actions

The following table provides the field descriptions and actions for COC Determination Electronic Approval Screen.

Field/Button	Description	Action
Program Year	Displays State selected on the State, County and Program Year Selection Screen.	
State	Displays county selected on the State, County and Program Year Selection Screen.	
County	Displays calendar year selected on the State, County and Program Year Selection Screen.	
COC Signature Date	Displays current system date.	
Approve All	Manual selection.	CLICK “ Approve All ” to approve all listed applications.
Disapprove All	Manual selection.	CLICK “ Disapprove All ” to disapprove all listed applications.
Producer Name	Displays name of the applicant.	
Stand Number	Displays stand number entered on the Add New Stand (PART B) Screen.	
Crop	Displays crop selected on the Add New Stand (PART B) Screen.	
Disaster Date	Displays disaster dates entered on the Add New Stand (PART B) Screen.	
Disaster Event	Displays disaster event selected on the Add New Stand (PART B) Screen.	
Approve/Disapprove	Manual selection.	Click “Approve” or “Disapprove” to select individual applications for approval/disapproval.
Submit	The selected applications will be marked as approved or disapproved on the system date displayed. TAP Application Summary Screen will be displayed.	
Cancel	TAP Application Summary Screen will be displayed.	

357 Payment Eligibility Electronic Approvals

A Overview

All County Office users can access payment eligibility electronic approval/disapprovals; however, only employees that are designated to approve/disapprove CCC-899's will have access to electronically approve/disapprove CCC-899's.

The approving official's name will be printed in the "COC or Designee's Signature" signature block and the system date will be entered for the approval/disapproval date.

B Bulk Electronic Payment Eligibility Approval/Disapproval Screen

Following is an example of the Bulk Electronic Payment Eligibility Approval/Disapproval Screen.

Bulk Electronic Payment Eligibility Approval/Disapproval			
Program Year: 2013	State: Mississippi	County: Coahoma	
COC Signature Date: 03/27/2014 (Current Date) Approve All Disapprove All			
ProducerName: ANY 1 PRODUCER			
Stand#2 Crop:Grapefru	Disaster Date: 08/20/13	Disaster Event: Light	<input type="checkbox"/> Approve <input type="checkbox"/> Disapprove
ProducerName: ANY 2 PRODUCER			
Stand#1 Crop:Amonds	Disaster Date: 05/01/13	Disaster Event: Hurri	<input type="checkbox"/> Approve <input type="checkbox"/> Disapprove
		<input type="button" value="Submit"/>	<input type="button" value="Cancel"/>

357 Payment Eligibility Electronic Approvals (Continued)

C Field Descriptions and Actions

The following table provides the field descriptions and actions for the Payment Eligibility Electronic Approval Screen.

Field/Button	Description	Action
Program Year	Displays State selected on the State, County and Program Year Selection Screen.	
State	Displays county selected on the State, County and Program Year Selection Screen.	
County	Displays calendar year selected on the State, County and Program Year Selection Screen.	
COC Signature Date	Displays current system date.	
Approve All	Manual selection.	CLICK “ Approve All ” to approve all listed applications.
Disapprove All	Manual selection.	CLICK “ Disapprove All ” to disapprove all listed applications.
Producer Name	Displays name of the applicant.	
Stand Number	Displays stand number entered on the Add New Stand (PART B) Screen.	
Crop	Displays crop selected on the Add New Stand (PART B) Screen.	
Disaster Date	Displays disaster dates entered on the Add New Stand (PART B) Screen.	
Disaster Event	Displays disaster event selected on the Add New Stand (PART B) Screen.	
Approve/Disapprove	Manual selection.	Click “Approve” or “Disapprove” to select individual applications for approval/disapproval.
Submit	The selected applications will be marked as approved or disapproved on the system date displayed. TAP Application Summary Screen will be displayed.	
Cancel	TAP Application Summary Screen will be displayed.	

358-365 (Reserved)

Subsection 8 Reports

366 TAP Reports

A Overview

Several standard reports are available for County Offices to use as tools for TAP signup. To access the Select Report Screen, on the left navigation menu, CLICK “**Reports**”.

B Select Report Screen

Following is an example of the Select Report Screen.

Select Report

State: **Mississippi**
County: **Coahoma**
Year: **2013**

COUNTY OFFICE TAP Reports
Selection Criteria

☐ CCC-899

☐ 1. All Stands Approved for Payment

Approved Start Date:

Approved End Date:

☐ 2. All Applications Initiated but No Applicant Signature Date Entered

☐ 3. All Stands with an applicant Signature Date but No COC Representative Signature Date

☐ 4. All Stands with COC Representative Signature Date but No Stand Information Applicant Signature Date

☐ 5. All Stands with COC Representative Signature Date but No applicant Payment Signature Date Report

☐ 6. All Stands with applicant Payment Signature Date but no COC or Designee's Payment Approval Date Report

☐ 7. Deleted Stands Report

☐ 8. All Disapproved Stands Report

Disapproved Start Date:

Disapproved End Date:

☐ 9. Application Status Report

☐ 10. Applications Suspended Due to System Table Changes

State and County Selection

Create Report

366 TAP Reports (Continued)

C Description of Reports

The following table provides the report, action required, and data elements on the report. Only 1 report can be created at a time.

Report	Action	Result
CCC-899	Select report.	SCIMS Customer Search Screen will be displayed. After selecting the producer, the pre-filled CCC-899 will be displayed.
All Stands Approved for Payment	Select report. Note: The report can also be limited by month or date of approval.	Report will be displayed providing a list of all stands that are approved for payment in alphabetical order by applicant name.
	Select report and change sort order to sort by payment approval date. Note: The report can also be limited by month or date of approval.	Report will be displayed providing a list of all stands that are approved for payment in order of approval date, earliest to latest.
All Applications Initiated but No Applicant Signature Date Entered	Select report.	Report will be displayed identifying applications that have been entered into the system, but are missing the Stand Information signature date.
All Stands with an Applicant Signature Date but No COC Representative Signature Date	Select report.	Report will be displayed identifying stands that are missing a COC Determination Date.
All Stands with COC Representative Signature Date but No Stand Information Applicant Signature Date	Select report.	Report will be displayed identifying stands that contain a COC Determination Date but are missing a Stand Information signature date.
All Stands with COC Representative Signature Date but No Application Payment Signature Date Report	Select report.	Report will be displayed identifying stands that are missing a Payment Eligibility Signature Date.

366 TAP Reports (Continued)

C Description of Reports (Continued)

Report	Action	Result
All Stands with Applicant Payment Signature Date but no COC or Designee's Payment Approval Date Report	Select report.	Report will be displayed identifying stands that are missing a COC or Designee's Payment Eligibility Approval Date.
Deleted Stands Report	Select report.	Report will be displayed identifying all stands that have been deleted.
All Disapproved Stands Report	Select report. Note: The report can also be limited by month or date of disapproval.	Report will be displayed providing a list of all stands that are disapproved for payment in alphabetical order by applicant name.
	Select report and change sort order to sort by payment disapproval date. Note: The report can also be limited by month or date of disapproval.	Report will be displayed providing a list of all stands that are disapproved for payment in order of disapproval date, earliest to latest.
Application Status Report	Select report.	Report will be displayed providing a summary of the application status for all applications in the county.
Applications Suspended Due to System Table Changes	Select report.	Report will be displayed identifying applications that have been suspended.
State Summary Report Note: This report is only available to State Office users.	Select report.	Report will be displayed providing a summarization, by county, of the status of all applications.

367-375 (Reserved)

Section 2 State Office Administrative Access

376 State Office Administrative Access to TAP Web Site

A Overview

State Office employees have access to the CCC-899 through Nationwide Customer Service. State Office employees shall follow procedure in paragraph 336 to use the CCC-899 software.

State Office employees who have been authorized by SED to load TAP mortality rates into the system will need to request access as a State Office Administrative user.

B Requesting State Office Administrative Access

If State Office administrative access has not already been requested for users within a State Office, requests shall be made according to the following:

- provide the National Office with all State employees who are to have access, and include the following:
 - State name
 - employee's legal first and last name
 - employee's USDA eAuthentication user ID
- e-mail information to Neeru Gulati at **neeru.gulati@wdc.usda.gov**

Note: Include in the e-mail that the request is for TAP State Office administrative access.

- contact PECD, Common Provisions Branch at 202-720-3464 with any questions or concerns.

Note: Additional employees can be added at any time by requesting access according to this subparagraph.

376 State Office Administrative Access to TAP Web Site (Continued)

C Accessing the TAP Web Site

Access the TAP Home Page from the FSA Applications Intranet web site at
 *--<http://fsaintranet.sc.egov.usda.gov/fsa/applications.asp>. From the FSA Intranet Screen, under “FSA Applications” “Applications Directory”, CLICK “**P-Z**”. The FSA Intranet Screen will be redisplayed with applications with names started from P to Z. Scroll down--* and CLICK “**TAP – Tree Assistance Program**”.

Note: Internet Explorer shall be used when accessing the TAP Home Page.

D TAP Login Screen

State Office users will be prompted with the following TAP Home Page. CLICK “**Enter TAP**” to continue.



376 State Office Administrative Access to TAP Web Site (Continued)

E USDA eAuthentication Login Screen

After users click “Enter TAP”, the following USDA eAuthentication Login Screen will be displayed. To login do one of the following:

- Click “Click Here to Log In With your LincPass (PIV)”
- Enter User ID and Password and Click “Login”.

USDA United States Department of Agriculture
USDA eAuthentication

login :
Password :

Home About eAuthentication Help Contact Us Find an LRA

You are here: eAuthentication Home > eAuthentication Login

eAuthentication Login

Quick Links

- ▶ What is an account?
- ▶ Create an account
- ▶ Update your account

Administrator Links

- ▶ Local Registration Authority Login

LincPass (PIV) ?

CLICK HERE TO
LOG IN
WITH YOUR
LincPass (PIV)

User ID & Password ?

User ID:

Password:

I forgot my [User ID](#) | [Password](#)

REGISTER **LOGIN**

[Change my Password](#)

WARNING

Upon Login You Agree to the Following Information:

- You are accessing a U.S. Government information system, which includes (1) this computer, (2) this computer network, (3) all computers connected to this network, and (4) all devices and storage media attached to this network or to a computer on this network. This information system is provided for U.S. Government-authorized use only.
- Unauthorized or improper use of this system may result in disciplinary action, as well as civil and criminal penalties.
- By using this information system, you understand and consent to the following:
 1. You have no reasonable expectation of privacy regarding any communications or data transiting or stored on this information system. At any time, the government may for any lawful government purpose monitor, intercept, search and seize any communication or data transiting or stored on this information system.
 2. Any communications or data transiting or stored on this information system may be disclosed or used for any lawful government purpose.
 3. Your consent is final and irrevocable. You may not rely on any statements or informal policies purporting to provide you with any expectation of privacy regarding communications on this system, whether oral or written, by your supervisor or any other official, except USDA's Chief Information Officer.

377 State, County, and Program Year Selection

A Overview

After users have logged in and have been authenticated, for State Office administrative users the State, County and Program Year Selection Screen will be displayed.

B State, County and Program Year Selection Screen

Following is an example of the State, County and Program Year Selection Screen.

At the bottom of the State, County and Program Year Selection Screen, State Office administrative users shall CLICK “**Admin Menu**” to access the TAP mortality rate table. The Administrator Main Menu will be displayed.

State, County and Program Year Selection

State:

County:

Program Year: 2014

Screen Id: TAPSGNUP_000

[National User Menu](#) | [ASG Menu](#) | [Admin Menu](#) | [FSA Internet](#) | [FSA Intranet](#) | [USDA.gov](#) | [Privacy Policy](#) | [Non-Discrimination Statement](#) | [Information Quality](#) | [FirstGov](#) | [White House](#)

***--Note:** Program year 2011 is split into 2 program years, as follows:

- 2011A applies to losses from January 1 through September 30, 2011
- 2011B applies to losses from October 1 through December 31, 2011.--*

378 Administrator Main Menu

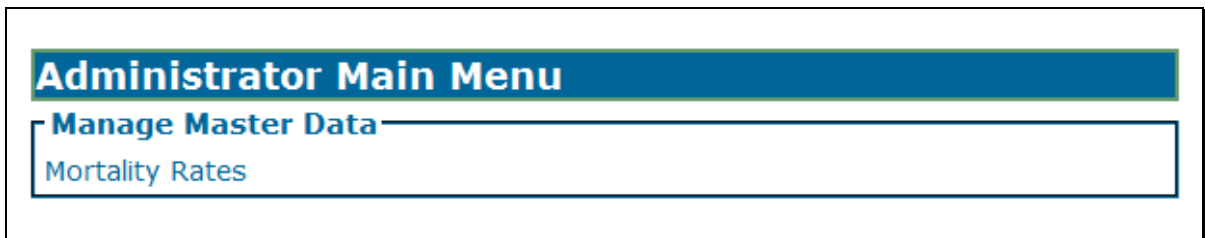
A Overview

The Administrator Main Menu provides a link that allows State Office Administrative users the ability to add, update, modify, and view TAP normal mortality rates.

B Administrator Main Menu Screen

Following is an example of the Administrator Main Menu Screen.

State Office administrative users shall CLICK “**Mortality Rates**”. The Mortality Rate Maintenance Screen will be displayed.



379 Mortality Rate Maintenance

A Overview

The Mortality Rate Maintenance Screen provides for:

- State, county, and year selection
- adding mortality rates
- editing and/or deleting existing mortality rates.

B Mortality Rate Maintenance Screen

Following is an example of the Mortality Rate Maintenance Screen.

Mortality Rate Maintenance

State: Mississippi ▼

County: Adams ▼

Program Year: 2013 ▼

FSA Code	Active Status	Approval Status	Crop Name	Mortality Rate	Action
0463	Active	Pending	Kiwifruit	3.00%	Edit
0997	Active	Pending	Atemoya	3.00%	Edit
0028	Active	Pending	Almonds	3.00%	Edit

[Add a New Mortality Rate](#)

379 Mortality Rate Maintenance (Continued)

C Field Descriptions and Actions

The following table provides field descriptions and actions to be taken on the Mortality Rate Maintenance Screen.

Field/Button	Description	Action	
State		Select State to be updated.	
County		Select county to be updated.	
Program Year		Select program year to be updated.	
FSA Code	Crop code assigned to the listed crop will be displayed.		
Active Status	Indicates either “Active” or “Inactive”. Mortality rates cannot be deleted.	IF...	THEN...
		If the rate is in an inactive status	applications cannot be taken for that crop; applications can only be taken for crops with active approved mortality rates.
		If a mortality rate no longer applies	the active status should be changed to inactive through the edit mortality rate process.
Approval Status	Indicates either “Pending” or “Approved”.	If rate is in a pending status, applications cannot be taken for that crop; applications can only be taken for crops with active approved mortality rates.	
Crop Name	Type of tree will be displayed.		
Mortality Rate	Mortality rate that was entered for the crop will be displayed.		
Action	Users can edit an existing rate.	See paragraph 380 for additional information on editing existing rates.	
Add a New Mortality Rate	Add Mortality Rate Screen will be displayed. Users can add additional mortality rates.	See paragraph 381 for additional information on adding mortality rates.	
Go Back to the Admin Menu	Administrator Main Menu will be displayed.		

380 Editing Mortality Rates

A Overview

The Edit Mortality Rate Screen allows State Office users to edit existing mortality rates for a particular type of tree.

B Edit Mortality Rate Screen

Following is an example of the Edit Mortality Rate Screen.

User can edit the existing mortality rate by typing the new mortality rate in the “Mortality Rate” box and then do any of the following:

- click “Save” to update the mortality rate to the county that is displayed
- check (✓) “Select All” to update the mortality rate to all counties in the State
- check (✓) next to the county names listed in the Multi-County Selection box to update the mortality rate to individual counties within the State
- click “Cancel” to cancel the mortality rate edit.

Edit Mortality Rate

⚠ Warning: Selecting multiple counties will override the data if it already exists for that county

Program Year: 2013
State: Mississippi
County: Adams

Multi-County Selection ☐ Select All

<input checked="" type="checkbox"/> Adams	<input type="checkbox"/> Alcorn	<input type="checkbox"/> Amite	<input type="checkbox"/> Attala
<input type="checkbox"/> Benton	<input type="checkbox"/> Bolivar	<input type="checkbox"/> Calhoun	<input type="checkbox"/> Carroll
<input type="checkbox"/> Chickasaw	<input type="checkbox"/> Choctaw	<input type="checkbox"/> Claiborne	<input type="checkbox"/> Clarke

Crop Name: Kiwifruit
Mortality Rate: %
Status: Active ☒ InActive ☐

380 Editing Mortality Rates (Continued)

C Editing Approved Mortality Rates

If an approved mortality rate is edited, the updated mortality rate will be placed in a “Pending” status. The approved mortality rate will continue to be used until the updated mortality rate is approved.

Following is an example of the Mortality Rate Maintenance Screen when an approved mortality rate is edited.

Mortality Rate Maintenance

State: Mississippi ▼

County: Adams ▼

Program Year: 2013 ▼

FSA Code	Active Status	Approval Status	Crop Name	Mortality Rate	Action
0463	Active	Pending	Kiwifruit	3.00%	Edit Delete
	Active	Approved	Kiwifruit	4.00%	-- --
0997	Active	Approved	Atemoya	3.00%	Edit Delete
0028	Active	Approved	Almonds	3.00%	Edit Delete

[Add a New Mortality Rate](#)

381 Adding Mortality Rates

A Overview

The Add Mortality Rate Screen allows users to add a new mortality rate for each type of tree.

B Add Mortality Rate Screen

Following is an example of the Add Mortality Rate Screen.

Use the drop-down lists to select the applicable county and crop name.

Note: The “County” drop-down list includes a “Select Many” option. If “Select Many” is chosen, the user has the ability to select more than 1 county to which the rates will apply (see subparagraph C for additional information).

User shall enter the mortality rate applicable to the selected county and type of tree and click status radio button as to whether the mortality rate shall be updated as “Active” or “Inactive”.

When users click “**Save**”, the Mortality Rate Maintenance Screen will be redisplayed (see paragraph 379 for additional information on the Mortality Rate Maintenance Screen).

Add Mortality Rate

Program Year: 2013

State: Mississippi

County: Adams ▼

Crop Name: Almonds ▼

Mortality Rate: . %

Status: Active ☒ InActive ☐

381 Adding Mortality Rates (Continued)

C Select Many

If users choose “Select Many” from the “County” drop-down list, the following Add Mortality Rate Screen will be displayed.

Users can check (✓) either of the following:

- “Select All”, to add the mortality rate to all counties in the State
- next to the county names listed in the Multi-County Selection box, to add the mortality rate to individual counties within the State.

Add Mortality Rate

Program Year: 2013

State: Mississippi

County: Select Many

Crop Name: Almonds

Multi-County Selection ☐ Select All

<input type="checkbox"/> Adams	<input type="checkbox"/> Alcorn	<input type="checkbox"/> Amite	<input type="checkbox"/> Attala
<input type="checkbox"/> Benton	<input type="checkbox"/> Bolivar	<input type="checkbox"/> Calhoun	<input type="checkbox"/> Carroll
<input type="checkbox"/> Chickasaw	<input type="checkbox"/> Choctaw	<input type="checkbox"/> Claiborne	<input type="checkbox"/> Clarke

Mortality Rate: . %

Status: Active ☒ InActive ☐

382-400 (Reserved)

Part 11 TAP Automation Payment Provisions**Section 1 Basic TAP Payment Processing****401 General Payment Provisions****A Introduction**

This section contains payment provisions that apply to 2012 and future TAP.

B Obtaining FSA-325's

FSA-325's shall be completed, according to 1-CM, by individuals or entities requesting payment **earned** by a producer who has died, disappeared, or been declared incompetent subsequent to applying for 2008-2011 TAP benefits. Payment shall be issued to the individuals or entities requesting payment using the deceased, incompetent, or disappeared producer's ID number. A revised CCC-899 is **not** required to be completed when payments are issued under the deceased, incompetent, or disappeared producer's TIN.

C Administrative Offset

TAP payments are subject to administrative offset provisions.

D Assignments

A producer entitled to a TAP payment may assign payments according to 63-FI.

E Bankruptcy

Bankruptcy status does **not** exclude a producer from requesting * * * TAP benefits.

State and County Offices shall contact the OGC regional attorney for guidance on issuing TAP payments on all bankruptcy cases.

401 General Payment Provisions (Continued)

F Determining Payment Eligibility

The payment process reads the web-based eligibility system, for the applicable year associated with CCC-899, to determine whether a producer or member of a joint operation is eligible to be paid. If the producer or member is ineligible to be paid, then the individual or entity will be listed on the Nonpayment Register with the applicable message. Eligibility flags **must** be updated **before** the producer or member can be paid. These flags should accurately reflect COC determinations.

The following identifies web-based eligibility determinations applicable to TAP and how the system will use the web-based subsidiary eligibility data for payment processing.

Eligibility Determination	Value	Eligible for TAP
AD-1026	Certified	Yes
	Not Filed	No
	Good Faith Determination	Yes
	COC Exemption	Yes
	Awaiting Affiliate Certification	No
	Affiliate Violation	No
AGI Note: The average AGI of an individual or legal entity cannot exceed \$900,000.	Compliant - Producer	Yes
	Compliant – Agent	Yes
	Exempt	Yes
	Not Filed	No
	Not Met – COC	No
	Not Met – Producer	No

401 General Payment Provisions (Continued)**F Determining Payment Eligibility (Continued)**

Eligibility Determination	Value	Eligible for TAP
AGI - 2002 Farm Bill	Compliant – CCC-526	No
	Compliant – Agent	No
	Exempt	No
	Not Filed	No
	Not Met – COC	No
	Not Met – Producer	No
Conservation Compliance - Farm/Tract Eligibility	In Compliance	Yes
	Partial Compliance	Yes
	In Violation	No
	No Association	Yes
	Past Violation	Yes
	Reinstated	Yes
Controlled Substance	No Violation	Yes
	Growing	No
	Trafficking	No
	Possession	No
FCIC Fraud	Compliant	Yes
	Not Compliant	No
Person Eligibility - 2002 Farm Bill	COC Determination Completed	No
	Not Filed	No
	Awaiting Determination	No
	Awaiting Revision	No

G Eligibility Condition Priority

If a producer has multiple invalid subsidiary eligibility conditions, only the highest priority ineligible condition will be printed on the Nonpayment Register. The following is the priority of conditions:

- fraud
- conservation compliance
- controlled substance
- AD-1026.

401 General Payment Provisions (Continued)**H Payments Less Than \$1**

The TAP payment processes will:

- issue payments that round to at least \$1
- **not** issue payments less than 50 cents.

I Prompt Payment Due Dates

TAP payments are subject to the Prompt Payment Act. A prompt payment interest penalty shall apply when payment is **not** issued more than 30 calendar days after:

- date the producer provides a properly completed CCC-899 and all supporting documentation required to issue the payment
- all OGC referrals are completed
- participant appeals are finalized.

See 61-FI for additional information on handling prompt payment interest penalties.

J Payment Limitation Rules

*--Payment limitation is limited to \$125,000 for TAP 2011-2016.

The Bipartisan Act of 2018 removed the payment limitation for 2017 and future TAP payments.--*

The \$125,000 payment limitation is limited by person or legal entity and will be attributed through direct attribution. See 5-PL, paragraph 17 for payment limitation amounts for a person or legal entity.

As each payment is processed through the integrated payment process the available payment limitation for the person or legal entity will be reduced until the maximum payment limitation has been attributed to a person.

Note: Applicable to losses sustained during program year 2011 B (October 1 through December 31, 2011), and future years. Program year 2011 B TAP will use the program year 2011A payment limitation record that is \$100,000. If a producer will exceed \$100,000 in 2011, the producer's payment limitation record **must** be manually increased.

402 Funds Control**A eFunds Account**

Funding for TAP has been established in eFunds with a national allocation that does **not** require State or county allotments.

Note: Because TAP has a national allocation, State Office specialists do **not** have to monitor or request funds for their State.

B eFunds Allotment and Access

If the national eFunds allocation is ever depleted, PECD will work with OBF to obtain additional funds, if possible. PECD will send an e-mail message to all applicable State Office specialists advising them of the situation.

If a County Office reports that producer payments are being displayed on the Insufficient Funds Report and no information has been received by PECD, State Offices shall advise PECD of the situation by contacting **all** of the following employees:

- Lisa Berry by e-mail to **lisa.berry@wdc.usda.gov**
- Alison Groenwoldt by e-mail to **alison.groenwoldt@wdc.usda.gov**
- Tina Nemec by e-mail to **tina.nemec@wdc.usda.gov**
- Lenior Simmons by e-mail to **lenior.simmons@wdc.usda.gov**.

403 Payment Processing

A Supporting Files for Integrated Payment Processing

The TAP payment process is a web-based integrated process that reads a wide range of information from other program determinations and values to determine whether a payment should be issued, the amount of the gross payment, reductions, and net payment amount. For payments to be calculated correctly, all supporting files **must** be updated correctly, including the following.

Type of Information	How Information is Used for Payment Processing	Source
CCC-899 Data	To compute the payment amount for the producer.	Web-Based TAP Application Software
Payment Eligibility Information	To determine whether the producer and members of a joint operation are eligible for payment for the year in which CCC-899 was filed.	Web-Based Eligibility System
General Name and Address Information	To determine the producer's business type and general name and address information.	SCIMS
Entity and Joint Operation Information	To determine the following for the year in which CCC-899 is filed: <ul style="list-style-type: none"> • member contribution value • substantive change value • members and members share of the following: <ul style="list-style-type: none"> • general partnership • joint ventures • entities. 	Business File System
Combined Producer Information	To: <ul style="list-style-type: none"> • determine whether the TAP producer or members of entities or joint operations are combined with other producers • ensure that the payment limitation is controlled properly. 	Combined Producer System
Available Payment Limitation	To determine payment limitation availability.	Payment Limitation System
Financial Related Information	Calculated payment information is provided to NPS. Determined overpayment amount is provided to NRRS.	NPS or NRRS

403 Payment Processing (Continued)

B Prerequisites for Issuing Payments

Before issuing any payments, certain actions **must** be completed to ensure that the producer is eligible for payment. The following provides actions that **must** be completed **before** issuing payments. COC, CED, or designee shall ensure that the actions are completed.

Step	Action
1	Ensure that CCC-899 has been approved and approval date has been recorded into the system according to Part 10, subsections 6 and 7.
2	Ensure that: <ul style="list-style-type: none"> • AD-1026 is on file for the applicable year for producers seeking benefits • eligibility information is recorded in the web-based eligibility system.
3	Ensure that CCC-901 is on file for legal entities according to 5-PL.
4	For producers seeking benefits, ensure that that certification information is recorded in the web-based eligibility system and CCC-941 is on file.
5	Ensure that all eligibility determinations have been updated according to the determinations made by COC for producers and members of joint operations. Note: See 3-PL (Rev. 1).
6	Ensure that the Business File System is updated correctly for the applicable year according to 5-PL.
7	Ensure that member contribution and substantive change values are updated according to 5-PL.
8	Ensure that combined producer files are updated correctly for the applicable year. Note: See 3-PL (Rev. 1).
9	Ensure that all adjustments to payment limitation have been updated for the producer or members of joint operations. Note: See 3-PL (Rev. 1).
10	Ensure that all assignment and joint payees have been updated in FSA Financial Services if CCC-36, CCC-37, or both are filed.

403 Payment Processing (Continued)**C TAP Payment Rates**

Payment rates have been established by DAFP as the maximum rates payable by practice to eligible owners. DAFP-established maximum payment rates are displayed in subparagraph 152 A.

Note: STC may establish rates lower than the rates established in subparagraph 152 A, but the rates established by STC shall **not** exceed the maximum rates established by DAFP.

D TAP Payment Calculations

An eligible CCC-899 **must** exceed a 15 percent threshold plus normal mortality as outlined in subparagraph 64 A. The amount of the TAP payment is the lesser of the following:

- Actual Cost **times** Producer Share **times** Payment Level
- Number of Lost/Damaged Trees/Acres **times** Producer Share **times** Practice Payment Rate.

403 Payment Processing (Continued)**E Computing Payment and Overpayment Amounts**

The TAP payment process is an integrated process that reads a wide range of files to determine the payment and overpayment amount. The following is a high-level processing sequence to calculate TAP payments for producers.

Step	Action
1	Payment is triggered according to paragraph 404.
2	Determine if there is an unsigned TAP payment for the producer in NPS, and if so, cancel the payment in NPS.
3	Determine the gross payment amount for the producer according to subparagraph 403 D.
4	Determine if the producer is an entity or joint operation, and if so, obtain member information.
5	Determine if the producer and/or members are eligible for payment.
6	Provide the following to the direct attribution process for producer: <ul style="list-style-type: none"> • gross payment amount • 1 reason producer is ineligible because of subsidiary eligibility provisions, if applicable.
7	Direct attribution will determine the following: <ul style="list-style-type: none"> • reduction amounts • payment limitation availability • net payment or overpayment amount • reasons for nonpayment or overpayment.
8	All net payment and overpayment amounts will be totaled to determine the net payment for the farm and producer.
9	Provide the payment or overpayment amount, as applicable, to either of the following: <ul style="list-style-type: none"> • NPS • NRRS.
10	Update the Nonpayment Register with applicable information.
11	Update the Payment History with applicable information.

404 Issuing TAP Payments

A Triggering Payments

Payments will be triggered through events that occur throughout the system. As a result, processing will now be behind the scenes for the most part. Calculations and determinations will occur during the evening and nighttime hours **without** user intervention.

B Types of Triggers

The following is an explanation of the types of triggers that will occur during payment processing.

Trigger	Description
Initial	After release of the payment software, a process will automatically run to determine all CCC-899's that are approved for payment. This will initiate the process described in subparagraph 403 E and does not require any County Office user interaction. The following will occur automatically: <ul style="list-style-type: none"> • payments will be sent to NPS for certification and signature • overpayments will be sent to NRRS.
Primary	After the initial payments are triggered, subsequent payments will be initiated when County Office users approve CCC-899's. Entering the COC approval date initiates the payment process for the selected CCC-899's.
Secondary	Payments that cannot be issued during any payment process are sent to the Nonpayment Report. If a condition causing the producer to be on the Nonpayment Report is corrected, the payment will be triggered to reprocess to determine if the payment can be issued. Note: See 9-CM, paragraph 66 for information about the Nonpayment Report.
Tertiary	The TAP payment system will periodically recalculate all payments.

*--C Sequestering TAP Payments

The Balanced Budget and Emergency Deficit Control Act of 1985, as amended by the Budget Control Act of 2011, requires a reduction in payments, also known as a sequester. Whether a payment is sequestered or not depends on when the funding was "obligated". Obligations are a behind-the-scenes process where the funding is reserved based on what the total possible expenditures of the program will be or the value of the contract or application when it is approved.

Applying sequestration is the last step in the payment process after all reductions have been applied, including payment limitation, and before the payment amount is sent to NPS. The amount is applied at the payment entity level and is not attributed to members.

Note: The sequestration reduction amount will be displayed on the Payment History Report.--*

404 Issuing TAP Payments (Continued)***--D Sequestration Percentage**

The sequestration percentage is based on the original approval date of the TAP application. This table provides the sequestration percentage based on the applicable original approval date for the TAP application regardless of the program year of the contract.

Original Approval Date	Sequestration Percentage
October 1, 2014 to September 30, 2015	7.3 percent
October 1, 2015 to September 30, 2016	6.8 percent
October 1, 2016 to September 30, 2017	6.9 percent
October 1, 2017 to September 30, 2018	6.6 percent

--*

405-410 (Reserved)

Section 2 Report CCC-899E, Estimated Calculated Payment Report

411 Information Displayed on ECPR

A Overview

ECPR's are computer-generated documents that print summarized estimated calculated payment amounts for producers based on data loaded from CCC-899.

B ECPR Content

The following information will be displayed on ECPR's.

Note: One page will be display or print for each stand.

Field	Description	CCC-899 Item
Program Year	Year associated with CCC-899 that was filed by the affected producer.	1C
Program Name	Defaults to Tree Assistance Program.	
State	State as selected.	
County	County as selected.	
Report ID	Defaults to CCC-899E.	
Applicant's Name	Name of the applicant associated with the selection. Note: The producer's name will only be displayed on the first page, if multiple pages exist for a producer.	2A
Applicant's Address	Address of the applicant associated with the selection.	2B
Application Number	Number assigned by the system.	
Notice of Loss #	Notice of Loss number associated with CCC-899.	
Stand Number	Stand number associated with the loss.	7
Disaster Event	Disaster event.	4
Disaster Dates	Date associated with the disaster event.	5
Crop Name	Crop for which the producer is applying for a TAP payment	6
Stand Status	The completion status of the stand. One of the following will be displayed: <ul style="list-style-type: none"> • "Initiated" • "COC Determined" • "Applicant Signed for Payment" • "Completed". 	
Normal Mortality	The normal mortality rate for the crop.	

411 Information Displayed on ECPR (Continued)

B ECPR Content (Continued)

Field	Description	CCC-899 Item
Total Determined Trees in Stand	Number of trees in stand as determined by COC.	22
Total Determined Lost Trees in Stand	Number of trees lost in stand as determined by COC.	23
Total Determined Lost Trees for Payment	Total Determined Trees in Stand times 15 Percent plus normal mortality. Note: See paragraph 311 for an explanation of this determination made on CCC-899.	24
Total Determined Damaged Trees in Stand	Number of trees damaged in stand as determined by COC.	25
Total Determined Damaged Trees for Payment	Total Determined Trees in Stand times 15 Percent plus normal mortality. Note: See paragraph 311 for an explanation of this determination made on CCC-899.	26
Total Determined Acres in Stand	Number of acres in stand as determined by COC.	27
Total Determined Damaged Acres in Stand	Number of damaged acres as determined by COC.	28
Total Determined Acres for Payment	Total Determined Trees in Stand times 15 Percent plus normal mortality minus Total Demined Damaged Acres in Stand.	29
Practice Code	COC determined practice code for the stand.	31
Maximum Practice Rate Approved Trees/Acres for Practice	Maximum rate approved for the practice.	

411 Information Displayed on ECPR (Continued)

B ECPR Content (Continued)

Field	Description	CCC-899 Item
Approved Trees/Acres for Practice	Number of trees/acres approved by COC for each practice.	32
Producer Share	Producer's share of the stand.	8
Maximum Projected Payment Amount	Maximum amount of the payment calculated for each practice. The amount is calculated by multiplying the following: <ul style="list-style-type: none"> Approved Trees/Acres for Payment times Producer Share times Maximum Practice Rate for practice. 	
The following will be displayed after the actual costs have been entered on CCC-899.		
Tree/Acres Completed	Number of trees/acres completed by the producer for each practice.	40
Actual Cost	Actual cost for the practice based on documentation received from the producer.	41
Producers Share	Producer's share of the stand.	8
Payment Level	Payment level approved for the practice.	
Actual Cost for Practice	Amount of the actual costs eligible for payment. The amount is calculated by the following: <ul style="list-style-type: none"> Actual Costs times Producer Share times Payment Level. 	
Total Estimated Payment Amount	Lesser of the "maximum projected payment" and the "actual cost for practice", per practice code line item, are totaled. Note: If no "actual costs" have been entered, this amount will be the total of the maximum projected payment amounts for each practice.	
Calculation Explanation	The explanation will be displayed on the last ECPR printed for the producer.	

411 Information Displayed on ECPR (Continued)

*--C Example of ECPR

The following is an example of the TAP ECPR.

Page: 3 of 6
Date: 06/26/2018

State: FL
 County: Dade, Monroe
 Report ID: CCC-899E

United States Department of
Farm Service Agency
2017 Tree Assistance Program
Estimated Calculated Payment Report

Application Number: 5446

Ima Farmer
 1212 Farmer Lane
 Kansas City, KS 66111

Notice of Loss # 1

Stand Number: 210
 Disaster Dates: 01/21/2017 to 01/21/2017
 Stand Status: Completed

Disaster Event: Fire
 Crop Name: Almonds
 Normal Mortality: 3.0

Trees		Acres	
Total Determined Trees in Stand	1,000	Total Determined Acres in Stand	10
Total Determined Lost Trees in Stand	750	Total Determined Damaged Acres in Stand	10
Total Determined Lost Trees for Payment	615	Total Determined Acres for Payment	8.2
Total Determined Damaged Trees in Stand	200		
Total Determined Damaged Trees for Payment	164		

Practice Code	Maximum Practice Rate (\$)	Approved Trees/Acres for Practice	Producer Share (%)	Maximum Projected Payment Amount (\$)	Trees/Acres Completed	Actual Cost (\$)	Producer Share (%)	Payment Level (%)	Actual Cost for Practice (\$)
01	\$ 8.00	615	100 %	\$ 4,920.00	615	\$ 4,950.00	100 %	65 %	\$ 3,217.50
02	\$ 15.00	164	100 %	\$ 2,460.00	164	\$ 2,500.00	100 %	50 %	\$ 1,250.00
10	\$ 2.00	615	100 %	\$ 1,230.00	615	\$ 1,250.00	100 %	65 %	\$ 812.50
11	\$ 7.00	164	100 %	\$ 1,148.00	164	\$ 1,175.00	100 %	50 %	\$ 587.50
14	\$ 500.00	8.2	100 %	\$ 4,100.00	8.2	\$ 4,500.00	100 %	50 %	\$ 2,250.00

Estimated Payment Amount - \$ 8,118.00

Total Estimated Payment for All Approved \$8,118.00

Calculation Explanation:
 Maximum Projected Payment Determined by multiplying "Maximum Practice rate" times "Approved Trees/Acres for Practices" times "Producer Share"
 Actual Costs for Determined by multiplying "Actual Cost" times "Producer Share" times "Payment Level"
 Estimated Payment Determined by adding the lesser of the "Maximum Projected Payment Amount" and "Actual Cost for Practice" for each Practice Code.

DISCLAIMER: The payment data reflected on this report includes estimated payment amounts and may vary due to changes in tree losses, share, producer program eligibility, and payment limitation.

The distribution of this report does not in any way obligate FSA to disburse the payment amounts reflected.


412 TAP Payment Reports

A Overview

A Common Payment Reporting System has been developed to provide a central location for generating reports. The common reports provide a standardized set of reports that can be used to assist with payment reconciliation issues. The following common reports are available for TAP and can be accessed from the Common Payment Reporting System.



Notes:  Indicates that the report's data is live.

 Indicates that the reports data is from a reporting database. The last update will be displayed.

B Accessing Common Payment Reports

See 9-CM, Part 5 for instructions on accessing the Common Payment Reporting System and details about the other common payment reports.

413-424 (Reserved)

Section 3 Canceling TAP Payments**425 General Provisions****A Canceling Payments**

After payment processing has been completed, County Offices shall review the NPS Payment Worklist to ensure that the correct payments have been generated. If an error is determined, users shall:

- **not** sign the payment in NPS
- correct condition causing the incorrect payment.

B User Intervention

User intervention is **not** allowed for the cancellation process. If the condition causing the incorrect payment is corrected, the system will automatically cancel the unsigned payment and recalculate the payment amount owed.

If the payment amount is determined to be incorrect and the payment has been signed in NPS, the payment **cannot** be canceled. The producer will be underpaid or overpaid after the condition causing the incorrect payment has been corrected.

426-430 (Reserved)

Section 4 Overpayment Processing

431 General Provisions

A Overview

Overpayments will be determined during the TAP payment calculation process. See paragraph 432 for information on transferring overpayments to NRRS.

B Overpayments Due Dates

Overpayments can occur for a number of reasons and County Offices are **required** to take necessary action to collect overpayments. The following table lists situations that may cause overpayment and the overpayment due dates.

Time of Determination	Situation	Overpayment Due Date
Anytime.	Payment was issued to the wrong producer.	Immediately
After something affecting the payment amount is changed on CCC-899.	The payment was issued and later something occurred that changed the amount on CCC-899.	Immediately
After producer misrepresentation is determined.	The producer received a TAP payment and the COC determines that the producer misrepresented their interest on CCC-899.	Immediately
After payment limitation is exceeded.	It is determined that payments have been issued exceeding the producer's effective payment limitation amount.	Immediately
After an eligibility value changes that makes the producer ineligible for payment.	Producer's eligibility value changes making the producer ineligible for payment.	Immediately
Anytime CCC-899 is canceled.	CCC-899 was canceled after payments were issued to the producer.	Immediately.

432 Charging Interest

A Introduction

Program interest shall be charged on all TAP overpayments to producers when the:

- producer becomes ineligible after payments have been issued
- COC determines fraud, scheme, or device for the producer.

B When Program Interest Applies

A producer will be charged program interest if COC determines that the producer is ineligible for payment. Reasons for ineligibility include, but are **not** limited to, the following:

- erroneously or fraudulently representing any fact affecting a determination
- knowingly adopting a scheme or device that tends to defeat the purposes of TAP
- misrepresenting interest and subsequently receiving a TAP payment
- **not** meeting commensurate contribution requirements for person
- **not** meeting conservation compliance provisions
- **not** meeting controlled-substance provisions.

Program interest for ineligible producers shall be charged from the date of disbursement. The system will compute this interest when the overpayment is transferred to NRRS.

C When Not to Charge Program Interest

Program interest shall **not** be charged if the producer:

- is not determined ineligible according to subparagraph B
- returns check without being cashed
- refunds the payment voluntarily.

Reports, Forms, Abbreviations, and Delegations of Authority

Reports

None

Forms

This table lists all forms referenced in this handbook.

Number	Title	Display Reference	Reference
AD-1026	Highly Erodible Land Conservation (HELC) and Wetland Conservation (WC) Certification		123, 401, 403
CCC-36	Assignment of Payment		403
CCC-37	Joint Payment Authorization		403
CCC-526	2008 Payment Eligibility Average Adjusted Gross Income Certification		401
CCC-770	TAP Checklist	155	155
CCC-899	Tree Assistance Program Application for Trees, Bushes, and Vines	61	Text
CCC-901	Members Information 2009 and Subsequent Years		403
CCC-941	Average Adjusted Gross Income (AGI) Certification and Consent to Disclosure of Tax Information - Agricultural Act of 2014		403
FSA-325	Application for Payment of Amounts Due Persons Who Have Died, Disappeared, or Have Been Declared Incompetent		91, 401
FSA-578	Report of Acreage		122

Reports, Forms, Abbreviations, and Delegations of Authority (Continued)

Abbreviations Not Listed in 1-CM

The following abbreviations are not listed in 1-CM.

Approved Abbreviations	Term	Reference
2002 Farm Bill	The Farm Security and Rural Investment Act of 2002 (Pub. L. 107-171)	401
2014 Farm Bill	Agricultural Act of 2014 (Pub. L. 113-79)	1, 2, 121
ECPR	Estimated Calculated Payment Report	411
HTML	hyper-text markup language	271,376

Redelegations of Authority

This table lists redelegations of authority in this handbook.

Redelegation	Reference
CED may redelegate approval authority to PT's for routine cases.	5, 61
Note: PT's shall not be delegated authority to disapprove any CCC-899's.	

Definitions of Terms Used in This Handbook

Bush

Bush means a low, branching, woody plant from which, at maturity of the bush, an annual fruit or vegetable crop is produced for commercial purposes, such as a blueberry bush. The definition does not cover plants that produce a bush after the normal crop is harvested such as asparagus.

Commercial Use

Commercial use means used in the operation of a business activity engaged in as a means of livelihood for profit by an eligible grower.

County Committee (COC)

COC means the respective FSA COC.

County Office

County Office means the FSA or USDA Service Center that is responsible for servicing the farm on which trees, bushes, or vines are located.

Cutting

Cutting means a piece of vine which was planted in the ground to propagate a new vine for the commercial production of fruit, such as grapes, kiwi fruit, passion fruit or similar fruit.

Eligible Nursery Tree Grower

Eligible Nursery Tree Grower means a person or legal entity that produces nursery, ornamental, fruit, nut, or Christmas trees for commercial sale.

Eligible Orchardist

Eligible orchardist means a person or legal entity that produces annual crops from trees, bushes, or vines for commercial purposes.

Farm

--Farm means, for determining TAP eligibility, a tract or tracts of land that are considered to be a separate operation. Where multiple tracts of land are to be treated as 1 farm, the tracts must have the same operator, and must also have the same owner, except that tracts of land having different owners may be combined if all owners agree to the treatment of multiple tracts as 1 farm. Each farm has an identifier of "farm serial number". See 10-CM.--

Definitions of Terms Used in This Handbook (Continued)**Fruit Tree**

Fruit tree means a woody perennial plant having a single main trunk, commonly exceeding 10 feet in height and usually devoid of branches below, but bearing a head of branches and foliage or crown of leaves at the summit that is grown for the production of an annual crop, including nuts, for commercial market.

* * *

Lost

--Lost means, with respect to the extent of damage to a tree or other plant, that the plant is destroyed or the damage is such that it would, as determined by FSA, be more cost effective-- to replace the tree or other plant than to leave it in its deteriorated, low-producing state.

Mortality

Mortality means tree, bush, or vines that died * * * during a specific growing period, because of natural disaster.

Natural Disaster

Natural disaster means:

- drought
- excessive rain and wind damage
- earthquake
- fire
- flood
- freeze

Definitions of Terms Used in This Handbook (Continued)

Natural Disaster (Continued)

- hail
- high winds
- hurricane
- insect infestation
- lightning
- plant disease
- straight line winds
- tornado
- vog (volcanic emissions)
- *--other occurrences, as determined by the Deputy Administrator.--*

Note: STC's and State Offices are responsible for determining what constitutes plant disease and insect infestation. Information from a qualified expert may be requested from an applicant to help COC or STC determine cause and extent of loss regardless of whether an expert provides information, the decision about what constitutes a legitimate natural disaster is always FSA's.

*--Normal Damage

Normal damage means the percentage, as established for the area by the FSA STC, of trees, bushes, or vines in the stand that would normally be damaged during a calendar year for a producer.

Normal Mortality

Normal mortality means the percentage, as established for the area by the FSA STC, of expected lost trees, bushes, or vines in the stand that normally occurs during a calendar year for a producer. This term refers to the number of whole trees, bushes, or vines that are destroyed or damaged beyond rehabilitation. Mortality does **not** include partial damage such as lost tree limbs.--*

* * *

Ornamental

Ornamental means, for TAP purposes, eligible nursery stock, including deciduous shrubs, broadleaf evergreens, coniferous evergreens, and shade and flowering trees planted for commercial purposes. This includes Christmas trees, ornamental trees, bushes, and vines, including nursery trees, and potted trees, fruit and nut tree seedlings planted for sale and transplanted in a commercial orchard operation growing the fruit, nut, or Christmas trees, but does not include plants grown for timber or pulp operations.

Definitions of Terms Used in This Handbook (Continued)**Owner**

Owner means a grower or successor-owner who has legal ownership of the trees, bushes, or vines where benefits are requested and suffered eligible losses of trees because of an eligible natural disaster.

Program Year

Program year means a 12-month calendar year.

Seedling

Seedling means an immature tree, bush or vine that was planted in the ground or other growing medium to grow a new tree, bush, or vine for commercial purposes.

Stand

Stand means a contiguous acreage of the same type of trees (including Christmas trees, ornamental trees, nursery trees, and potted trees), bushes (including shrubs), or vines.

Timber

Timber means growing trees on woodland that were planted with the intention of producing crops for timber or pulp from trees for commercial purposes.

Tree

Tree means a tall, woody plant having comparatively great height, and a single trunk from which an annual crop is produced for commercial purposes, such as a maple tree for syrup, papaya tree, or orchard tree. Trees used for pulp or timber are not considered eligible trees under TAP. * * *

Vine

Vine means a perennial plant grown in the field under normal conditions from which an annual fruit crop is produced for commercial market for human consumption, such as grape, kiwi, or passion fruit that has a flexible stem supported by climbing, twining, or creeping along a surface. Perennials that are normally propagated as annuals such as tomatoes, biennials such as strawberries, and annuals such as pumpkins, squash, cucumbers, watermelon, and other melons, are excluded from the term vine under TAP.

Menu and Screen Index

This table lists the screens displayed in this handbook.

Menu or Screen	Title	Reference
	Add Mortality Rate Screen	381
	Add New Stand (PART B) Screen	286
	Add Practice Information (PART B)	300
	Add Practice Information for COC Action/Determination Screen	314
	Administrator Main Menu Screen	378
	Bulk COC Approval/Disapproval for TAP Payment Screen	346
	Bulk Electronic COC Approval/Disapproval for TAP Payment Screen	356
	Bulk Electronic Payment Eligibility Approval/Disapproval Screen	357
	Bulk Payment Eligibility Approval/Disapproval Screen	347
	Delete Application Screen	288
	Delete Practice Information for COC Action/Determination Screen	313
	Delete Practice Information Screen	299
	Delete Stand Screen	297
	eAuthentication Login Screen	271, 376
	Edit Mortality Rate Screen	380
	Edit Payment Eligibility Screen	326
	Edit Practice Code Payment Eligibility Screen	327
	Edit Practice Information (PART B)	298
	Edit Practice Information for COC Action/Determination Screen	312
	Edit Stand (PART B) Screen	296
	Edit Stand For COC Action/Determination Screen	311
	Mortality Rate Maintenance Screen	379, 380
	Select Report Screen	366
	Stand Summary Screen	287
	State, County and Program Year Selection Screen	272, 336, 377
	TAP Application Summary Screen	273
	TAP Home Page	271, 376

