

UNITED STATES DEPARTMENT OF AGRICULTURE

Farm Service Agency
Washington, DC 20250

Price Support Commodity Loan Processing System Automation for 2015 and Subsequent Years 16-PS (Revision 1)	Amendment 5
---	--------------------

Approved by: Deputy Administrator, Farm Programs



Amendment Transmittal

A Background

The 2018 Farm Bill removed the payment limitation rules for 2019 and subsequent years for MAL's. Payment limitation no longer applies.

Enhancements to the CLPS application allow users to validate the warehouse receipts at the time of loan making. For a receipt to be accepted for loan, the receipt is to be valid and include all required information.

B Reasons for Amendment

Subparagraph 104:

- B has been amended to update the Commodity Information Screen
- C has been amended to update the descriptions and actions for warehouse search options.

Subparagraph 107:

- B has been amended to update the Storage Information Screen
- C has been amended to:
 - update the descriptions and actions for warehouse receipts
 - remove the reference to payment limitation for market price and commodity certificate repayments.

Subparagraph 803:

- B has been amended to update the Forfeiture Details Screen
- C has been amended to update the table for forfeiture details.

Amendment Transmittal (Continued)

B Reasons for Amendment (Continued)

Subparagraphs 904:

- B has been amended to update the Farm to Warehouse Storage Information Screen
- C has been amended to update the field descriptions and actions for the Warehouse Storage Information Screen.

Page Control Chart		
TC	Text	Exhibit
	4-11 through 4-16 4-19, 4-20 4-20.5, 4-20.6 (add) 4-21, 4-22 7-21, 7-22 8-5 through 8-8 9-9 through 9-18	1, pages 1, 2 2, pages 1, 2

103 Commodity Information Screen for Farm-stored Loan (Continued)

C Field Descriptions and Actions for Commodity Loan Screen for Farm-Stored Loan (Continued)

Field/Button	Description	Action
Condition	Indicates the condition for the loan: Users can select from any of the following conditions: <ul style="list-style-type: none"> • None • Contaminated • Harvested other than grain • Low quality. Note: “None” is defaulted.	Using the “Condition” drop-down list, select the applicable condition when condition is other than “None”.
Ear	When the commodity selected is “Corn”, this field is displayed.	CLICK “ Ear ” when the loan is for ear corn.
Continue		CLICK “ Continue ” to proceed to the next screen.
Back		CLICK “ Back ” to return to previous screen.
Cancel		CLICK “ Cancel ” to cancel the process and return to the Results Loans Screen.

104 Commodity Information Screen for Warehouse-Stored Loan

A Overview

The Commodity Information Screen allows the user to complete the information from the CCC-666 Commodity Loan Request and warehouse receipt, which includes the following sections:

- Loan Type
- Commodity
- Warehouse
- Conditions.

104 Commodity Information Screen for Warehouse-Stored Loan (Continued)

B Example of Commodity Information Screen for Warehouse-Stored Loan

Following is an example of the Commodity Information Screen for a warehouse-stored loan.

*__

Commodity Information	
Status:	Producer Type: PRODUCER
State: ARKANSAS	County: ASHLEY
Loan Number:	Crop Year: 2019
Commodity:	Loan Type:
Contact: IM Farmer	
Loan Type	
*Storage: <input checked="" type="radio"/> Warehouse <input type="radio"/> Farm *Funding Type: <input checked="" type="radio"/> Non-recourse <input type="radio"/> Recourse <input type="checkbox"/> Distress Loan	
Commodity	
*Commodity: <input type="text" value="<Select Commodity>"/> Class/Variety/Type: <input type="text" value="<Select Class/Variety/Type>"/> Subclass: <input type="text" value="<Select Subclass>"/> Unit of Measure:	
Warehouse	
Warehouse Search Option: <input type="text" value="<Select Search Option>"/> Enter Search Criteria: <input type="text"/> <input type="button" value="Select Warehouse"/> *Warehouse Name: <input type="text" value="<Location Name>"/> Warehouse State: Warehouse County:	
Conditions	
*Structure: <input type="radio"/> Measurable <input type="radio"/> Non-measurable Condition: <input type="text" value="None"/>	
<input type="button" value="Continue"/> <input type="button" value="Back"/> <input type="button" value="Cancel"/>	

--*

104 Commodity Information Screen for Warehouse-Stored Loan (Continued)

C Field Descriptions and Actions for Commodity Loan Screen for Warehouse-Stored Loan

The following table provides the field descriptions and actions for the Commodity Information Screen for a warehouse-stored loan.

Field/Button	Description	Action
Loan Type		
Storage	The type of storage for the loan.	CLICK “Warehouse”.
Funding Type	The type of funding for the commodity. “Non-recourse” is defaulted.	CLICK: <ul style="list-style-type: none"> • “Non-recourse” for a non-recourse loan • “Recourse” for a recourse loan.
Distress Loan	Indicates if the loan is a distressed loan. Note: Warehouse-stored loans are not eligible for distressed loans.	
Commodity		
Commodity	The commodity being placed under loan. Note: CLPS will only display eligible commodities based on the producer’s established customer profile.	Using the “Commodity” drop-down list, select the commodity.
Class/Variety/Type	The class/variety/type for the commodity.	Using the “Class/Variety/Type” drop-down list, select the class/variety/type.
Unit of Measure	Displays the unit of measure for the commodity.	
Warehouse		
--Warehouse Search Options	Available search options for selecting warehouse.	Use the drop-down menu to select either of the following options: <ul style="list-style-type: none"> • “Search by Warehouse Code” • “Search by Warehouse Name” • “Search Favorites”.--

104 Commodity Information Screen for Warehouse-Stored Loan (Continued)

C Field Descriptions and Actions for Commodity Loan Screen for Warehouse-Stored Loan (Continued)

Field/Button	Description	Action
Warehouse (Continued)		
*--Enter Search Criteria	Freeform field to enter applicable warehouse search criteria.	Enter one of the following: <ul style="list-style-type: none"> • warehouse code • warehouse name.
Search for Warehouse		CLICK "Search for Warehouse".
Warehouse Name	Drop-down menu of search results.	Select warehouse that commodity is being transferred to.
Warehouse Address	Address of the selected warehouse.	
Warehouse City/State/Zip	City, State, and ZIP of the selected warehouse.	
Warehouse Phone	Phone number of the selected.--*	
Conditions		
Structure	Identifies if the structure can be measured. Note: This field defaults to "Measurable".	
Condition	The warehouse receipt may note the condition of the commodity. Note: "None" is defaulted.	Using the "Condition" drop-down list, select the applicable condition when condition is other than "None".
Continue		CLICK " Continue " to proceed to the next screen.
Back		CLICK " Back " to return to previous screen.
Cancel		CLICK " Cancel " to cancel the process and return to the Search Results Screen.

105 Farms Screen

A Overview

The Farms Screen displays the farm number(s) from the producer's eLDP Customer profile for commodity selected on the Commodity Loan Screen.

Loans can be disbursed before the final crop reporting date. CLPS will display all farms where the producer has a share and all farms will be listed regardless if the farm has been fully certified.

Important: All cropland on a farm **must** be fully reported for any production from that farm to be eligible for MAL. Do **not** select a farm that will not be fully certified by the final crop reporting date.

County Offices **must** reduce all reasonable and allocated quantities on an ineligible farm to zero for the producer's customer profile according to 15-PS. Failure to do so will result in an improper disbursement.

B Example of Farms Screen

Following is an example of the Farms Screen.

Farms

Status:

State: NEBRASKA

Loan Number:

Commodity: CORN - YC

Contact: IM Farmer

Producer Type: PRODUCER

County: CHASE

Crop Year: 2016

Loan Type: WAREHOUSE

Farms

Select	State	County	Farm
<input type="checkbox"/>	NE	CHASE	312
<input type="checkbox"/>	NE	CHASE	315
<input type="checkbox"/>	NE	CHASE	487
<input type="checkbox"/>	NE	CHASE	174
<input type="checkbox"/>	NE	CHASE	902
<input type="checkbox"/>	NE	CHASE	905
<input type="checkbox"/>	NE	CHASE	284

105 Farms Screen (Continued)**C Action**

On the Farms Screen:

- CLICK the “**Select**” box next to the applicable farm numbers where the commodity was produced
- CLICK “**Continue**” to proceed to the next screen
- “**Back**” to return to previous screen
- “**Cancel**” cancel the process and return to the Search Results Screen.

106 Storage Information Screen for Farm-Stored Loan**A Overview**

The Storage Information Screen allows users to enter storage information.

CLPS automatically:

- displays available quantity
- adds the quantity in each bin to the loan to determine the requested quantity
- subtracts the requested quantity from the available quantity.

Note: A message is displayed when the requested quantity exceeds the available quantity. Users will need to adjust the requested loan quantity before proceeding.

106 Storage Information Screen for Farm-Stored Loan (Continued)**C Field Descriptions and Actions for Storage Information Screen for Farm-Stored Loan (Continued)**

Field/Button	Description	Action
Clear		CLICK “ Clear ” to remove the data entered.
Save & Continue		CLICK “ Save and Continue ” to save information and proceed to the next screen.
Back		CLICK “ Back ” to return to the previous screen.
Cancel		CLICK “ Cancel ” to cancel the process and return to the Search Results Screen.

107 Storage Information Screen for Warehouse-Stored Loan**A Overview**

The Storage Information Screen allows users to enter storage information.

CLPS automatically:

- displays available quantity
- adds the quantity from each warehouse receipt to the loan to determine the requested quantity
- subtracts the requested quantity from the available quantity.





Note: A message is displayed when the requested quantity exceeds the available quantity. Users will need to adjust the requested loan quantity before proceeding.

107 Storage Information Screen for Warehouse-Stored Loan (Continued)

B Example of the Storage Information Screen for Warehouse-Stored Loan

*--Following is an example of the Storage Information Screen for warehouse-stored loans, "Add Receipt".

Storage Information	
Status:	Producer Type: PRODUCER
State: ARKANSAS	County: ASHLEY
Loan Number:	Crop Year: 2019
Commodity: CORN / YC	Loan Type: WAREHOUSE
Contact: IM Farmer	

Add Receipt	Quality Factors
Loan Rate: \$2.43	
*Receipt Issue Date: <input type="text"/> 	
*Warehouse Receipt Number: <input type="text"/>	
*Net Weight: <input type="text"/> LB	
*Net Quantity: <input type="text"/> BU	
*Gross Weight(Inc Dockage): <input type="text"/> LB	
*Gross Quantity: <input type="text"/> BU	
*Grade: <Select a Grade> 	
*Date Commodity Received: <input type="text"/> 	
*Storage Paid Through Date: <input type="text"/> 	
*Have In-Handling Charges been Paid or Provided for? <input type="radio"/> Yes <input type="radio"/> No	
*Has receipt been signed by warehouseman? <input type="radio"/> Yes <input type="radio"/> No	
*Commodity Received By <input type="radio"/> Barge <input type="radio"/> Rail <input type="radio"/> Truck	
<input type="radio"/> Truck-Barge	
<input type="button" value="Continue"/>	

--*

107 Storage Information Screen for Warehouse-Stored Loan (Continued)

B Example of the Storage Information Screen for Warehouse-Stored Loan (Continued)

*--Following is an example of the Storage Information Screen for warehouse-stored loans, "Quality Factors".

Storage Information	
Status:	Producer Type: PRODUCER
State: ARKANSAS	County: ASHLEY
Loan Number:	Crop Year: 2019
Commodity: CORN / YC	Loan Type: WAREHOUSE
Contact: IM Farmer	

Add Receipt	Quality Factors
*Test Weight (pounds): <input type="text"/>	
*Dockage (%): <input type="text"/>	
*Moisture (%): <input type="text"/>	
If moisture exceeds acceptable level, has applicable KC-350 been provided?: <input type="checkbox"/>	
*Heat Damage (%): <input type="text"/>	
*Total Damage (%): <input type="text"/>	
*Stones (%): <input type="text"/>	
*Broken and Foreign Material (%): <input type="text"/>	
Animal Filth (%): <input type="text"/>	
Glass (count): <input type="text"/>	
Castor Beans (count): <input type="text"/>	
Cockleburs (count): <input type="text"/>	
Crotalaria Seeds (count): <input type="text"/>	
Unknown Foreign Substance (count): <input type="text"/>	
COFO: <input type="checkbox"/>	
Distinctly Low Quality: <input type="checkbox"/>	
Ear Corn: <input type="checkbox"/>	
Flint: <input type="checkbox"/>	

--*

107 Storage Information Screen for Warehouse-Stored Loan (Continued)

C Field Descriptions and Actions for Storage Information Screen for Warehouse-Stored Loan

The following table provides the field descriptions and actions for warehouse-stored loans.

Field/Button	Description	Action
Add Receipt		
Rate	Displays the loan rate for the commodity based on the state and county location for the warehouse that was selected on the Commodity Information Screen.	
Receipt Issue Date	The date the receipt was issued. Note: Cannot be a future date and cannot be before "Date Commodity Received".	Enter the applicable information from the warehouse receipt.
Warehouse Receipt Number	The numeric warehouse receipt number.	
*--Net Weight (lbs.)	The net weight for the commodity.	
Net Quantity (bu.)	The net quantity for the commodity in the standard UOM.	
Gross Weight (Inc Dockage)	The gross weight including dockage for the commodity.	
Grade	The grade determined for the commodity.--*	
Date Commodity Received	The date the commodity was received in the warehouse.	
Storage Paid Through Date	The date that storage has been paid through. The date cannot be before "Date Commodity Received". Note: If the receipt has a statement indicating that storage is paid or provided for, the date must be the same as the projected loan maturity date.	Select applicable answer based on what is indicated on the warehouse receipt. Note: When "No" is selected, the system will block the receipt from being included in the loan.
Have In-Handling Charges been Paid or Provided for?	Indicates whether the in-handling charges have been paid or provided by the producer. Note: Receipts in which the producer has not paid or provided for are not eligible to be placed under loan.	

107 Storage Information Screen (Continued)

C Field Descriptions and Actions for Storage Information Screen for Warehouse-Stored Loan (Continued)

*--

Field/Button	Description	Action
Has receipt been signed by warehouseman?	Indicates whether the receipt has been signed by an authorized individual at the issuing warehouse. Note: Receipts not signed by the warehouseman are not eligible to be placed under loan.	Select applicable answer based on if signature is present on warehouse receipt. Note: When “No” is selected, the system will block the receipt from being included in the loan.
Commodity Received By	Indicates how the commodity was delivered to the warehouse. Options Include: <ul style="list-style-type: none">• barge• rail• truck• truck-barge.	Select the applicable option based on what is indicated on the warehouse receipt. Note: This is a required field.
Continue	Allows the user to continue to the “Quality Factors” tab.	CLICK “Continue”.
Quality Factors		
Test Weight (pounds)	The test weight of the commodity. Note: This is a required field.	Enter the applicable test weight.
Dockage (%)	The dockage percentage for the commodity. Note: This is a required field.	Enter the applicable dockage percentage. Note: “0” is an acceptable entry.
Moisture (%)	The moisture percentage for the commodity. Note: This is a required field.	Enter the applicable moisture.

--*

107 Storage Information Screen (Continued)

C Field Descriptions and Actions for Storage Information Screen for Warehouse Stored Loan (Continued)

Field/Button	Description	Action
*--If moisture exceeds acceptable level, has applicable KC-350 been provided?	Indicates whether receipts with moisture exceeding the acceptable level have KC-350 from the warehouse. Note: If moisture is above the acceptable level and a KC-350 has not been provided, receipt is not eligible for loan.	Check the box only if KC-350 has been provided.
	Additional quality factors listed are applicable to the commodity selected for loan. Note: Quality Factors with “*” indicate required entries.	Enter applicable quality factors based on what is indicated on the warehouse receipt. Note: If required entries are not addressed, the receipt will not be eligible for loan.--*
Add	Adds warehouse receipt information to the loan. The warehouse information is displayed on the “Receipts” section of the screen each time a receipt is added. Note: User can add multiple receipts to the loan application.	CLICK “ Add ”.
Clear		CLICK “ Clear ” to clear information.
Save & Continue	Saves the storage information added to the loan. The “Save and Continue” button can be selected at any time in the process and will save all information entered to date. Note: After the loan is saved, the loan status is set to “Draft” and the loan number is assigned to the loan.	CLICK “ Save & Continue ” to display the Loan Calculations Screen.
Back		CLICK “ Back ” to return to the previous screen.
Cancel		CLICK “ Cancel ” to cancel the process and return to the Search Results Screen.

Section 2 Repayments

710 Initial Repayment Screen


A Overview

Repayments can be processed for any of the following:

- regular (principal plus interest)
- market price
- commodity certificate exchanges (CCE)
- full repayments
- partial repayments
- lump sum repayments
- adjustments for small balances due.

B Example of Repayment Screen

Following is an example of the Repayment Screen

Repayment	
Status: Disbursed	Producer Type: PRODUCER
State: KANSAS	County: CRAWFORD
Loan Number: 10055	Crop Year: 2016
Commodity: WHEAT - SRW	Loan Type: FARM
Contact: IM FARMER	
Repayment Type:	
Disbursement Date: 09/28/2016 Interest Rate: 1.5000%	
Outstanding Quantity	
Maturity Date: 06/30/2017	
Quantity Remaining: 8,050.00 BU	
Principal Remaining: \$19,481.00	
Repayment Type	
<input type="radio"/> Regular (P&I) <input type="radio"/> Market Price <input type="radio"/> Commodity Certificate	
Repayment Options	
<input type="radio"/> Full <input type="radio"/> Partial <input type="radio"/> Lump Sum	
Repayment Detail	
* Are there Lock-Ins on file? <input type="radio"/> Yes <input checked="" type="radio"/> No * Was this repayment received prior to today? <input type="radio"/> Yes <input type="radio"/> No * Repayment Date: <input type="text"/>  * Reason: <input type="text" value="Select Reason"/>	
<input type="button" value="Continue"/>	<input type="button" value="Cancel"/>

710 Initial Repayment Screen (Continued)

C Field Descriptions and Actions for Loan Servicing Screen

The following table provides field descriptions and actions on the Loan Servicing Screen.

Field/Button	Description	Action
Outstanding Quantity		
Maturity Date	Displays the maturity date.	
Quantity Remaining	Displays the outstanding quantity.	
Principal Remaining	Displays the outstanding principal.	
Repayment Type		
Regular	Repayment is calculated at principal and interest.	CLICK “Regular”.
Market Price	Repayment is calculated using the applicable market price for the commodity. * * *	CLICK “Market Price”.
Commodity Certificate	This option is used when the producer has purchased an electronic commodity certificate for immediate exchange of quantity. Repayment is calculated using the market price for the commodity. * * *	CLICK “Commodity Certificate”.
Repayment Options		
Full	Repays the remaining outstanding quantity of the loan.	CLICK “Full”.
Partial	Repays a partial quantity. Note: Warehouse loans must repay an entire receipt.	CLICK “Partial”.
Lump Sum	Repays a specific quantity. Notes: This option is not available for: <ul style="list-style-type: none">• warehouse loans• market price repayments• CCC repayments.	CLICK “Lump Sum”.

803 Forfeiture Detail Screen (Continued)

B Example of Forfeiture Details Screen

Following is an example of the Forfeiture Details Screen.

*--

Forfeiture Details

Loan Status: Disbursed
State: ARKANSAS
Loan Number: 10152
Commodity: CORN - YC
Contact: IM Farmer
Forfeiture Status: Draft

Producer Type: PRODUCER
County: ASHLEY
Crop Year: 2019
Loan Type: WAREHOUSE

Maturity Date: 02/29/2020

Acquisition Date:

Subclass:

Other Credits (\$):

Other Charges (\$):

Receipt Details

Quality Factors

Loan Rate:

Warehouse Receipt Number:

Net Weight: LB

Net Quantity: BU

Gross Weight(Inc Dockage): LB

Gross Quantity: BU

Grade:

Date Commodity Received:

Storage Start Date:

Storage Paid Through Date:

Forfeiture Rate (\$):

Receipts

Receipt	Net Quantity	Forfeiture Rate	Details Entered	Action
10350	4,000.00 BU		No	Edit

--*

803 Forfeiture Detail Screen (Continued)

C Field Descriptions and Actions for the Forfeiture Details Screen

The following table provides the field descriptions and actions for the Remittance Confirmation Screen. County Offices shall complete this section using information from the warehouse receipt.

Field/Button	Description	Action
Maturity Date	Displays the loan maturity date.	
Acquisition Date	The new loan maturity date.	Enter the new loan maturity date.
Subclass	The subclass of the commodity.	Using the “Subclass” drop-down, select the applicable subclass. Note: Select “N/A” for commodities without a subclass.
Other Credits	Currently Other Credits are not applicable to forfeitures.	
Other Charges	Currently Other Charges are not applicable to forfeitures.	
Edit Receipt Details		
Warehouse Receipt Number	Displays the warehouse receipt number when editing the receipt.	
*--Net Weight	Displays the net weight in pounds of the receipt when editing the receipt.	
Net Quantity	Displays the net quantity in standard UOM of the receipt when editing the receipt.	
Gross Weight (Inc Dockage)	Displays the gross weight including dockage of the receipt when editing the receipt.	
Date Commodity Received	Displays the date the commodity was received when editing the receipt.	
Storage Start Date	Displays the storage start date when editing the receipt.	
Forfeiture Rate	The calculated forfeiture rate from the forfeiture worksheet.	Add the forfeiture rate from the worksheet. Note: The rate is highlighted in yellow.
Test Weight	The test weight of the commodity in lbs.	Enter the applicable grading factors from the warehouse receipt.
Gross Weight	The gross weight of the commodity in lbs.	Note: All previously entered data will be auto populated as read only.--*
Dockage %	The percentage of dockage for the commodity.	
Foreign Material %	The percentage of foreign material.	
Moisture %	The percentage of moisture.	

803 Forfeiture Detail Screen (Continued)

C Field Descriptions and Actions for the Forfeiture Details Screen (Continued)

Field/Button	Description	Action
Edit Receipt Details (Continued)		
Total Damage %	The percentage of total damage.	Enter the applicable grading factors from the warehouse receipt. *--Note: All previously entered data will be auto populated as read only.--*
Grade	The grade of the commodity.	
Storage Paid through Date	The date the storage was paid through.	
Receipts		
Receipt	Displays the warehouse receipt.	
Net Quantity	Displays the net quantity of the receipt.	
Forfeiture Rate	Displays the forfeiture rate entered.	
Details Entered	Indicates if the warehouse receipt has the applicable details entered. Note: All receipts must have a “Yes” before CLPS will allow the user to continue with the forfeiture process.	
Action	Allows users to add the warehouse receipt grading factors.	CLICK “Edit” to add/change the warehouse receipt grading factors.
Save & Continue		CLICK “Save & Continue” to proceed to the next screen.
Cancel		CLICK “Cancel” to cancel the process and return to the Loan Servicing Screen.

804 Forfeiture Summary Screen

A Overview

The Forfeiture Summary Screen:

- displays the summary of the forfeiture details entered
- allows for a 2nd party review
- allows for COC approval
- print forfeiture summary.

804 Forfeiture Summary Screen (Continued)

B Example of Forfeiture Summary Screen

Following is an example of the Forfeiture Summary Screen.

Forfeiture Summary			
Loan Status: Disbursed		Producer Type: PRODUCER	
State: KANSAS		County: HAMILTON	
Loan Number: 1		Crop Year: 2016	
Commodity: WHEAT - HRW		Loan Type: WAREHOUSE	
Contact: IM FARMER			
Forfeiture Status: Pending 2nd Party Review			
Maturity Date: 04/30/2017			
Forfeiture Details			
Acquisition Date: 05/02/2017			
Subclass: N/A			
Receipt	Net Quantity	Details Entered	
356	10,546.42 BU	Yes	
Edit			
Forfeited Loan Value			
Loan Quantity: 10,546.42 BU			
Forfeited Quantity: 10,546.42 BU			
Receipt	Forfeiture Quantity	Forfeiture Rate	Forfeiture Value
356	10,546.42 BU	\$2.940000	\$31,006.47
Forfeited Loan Value: \$31,006.47			
Total Credits: \$0.00			
Principal Remaining: \$31,533.80			
Total Charges: \$0.00			
Amount Due CCC: \$527.33			
Interest Due CCC: \$7.38			
Forgiven Interest: \$433.88			

2nd Party Review	
*Review Date:	<input type="text"/>
Reviewer:	<input type="text"/>
Submit	
Certification and Approval	
Forfeiture Completion Date:	08/09/2017
COC Date:	<input type="text"/>
*For CCC By:	<input type="text"/>
Approve	
<input type="button" value="Print Forfeiture Summary"/> <input type="button" value="Cancel"/>	

805 Completing Forfeiture Process

A Overview

After the forfeiture details have been entered, the next step is to:

- 2nd party review the information entered
- close out the loan in CLPS
- send amount due CCC to NRRS, when applicable
- send amount due producer to NPS, when applicable.

904 Storage Information Screen for Farm-Stored to Warehouse-Stored Transfer

A Overview

The Commodity Information Screen for farm-stored to warehouse-stored transfer allows users to enter the warehouse location.

B Example of Storage Information Screen for Farm-Stored to Warehouse-Stored Transfer

The following is an example of the Commodity Information Screen for a farm-stored to *--warehouse-stored transfer, add receipt.

Storage Information

Status: Draft
State: ARKANSAS
Loan Number: 10157
Commodity: CORN / YC
Contact: IM Farmer

Producer Type: PRODUCER
County: ASHLEY
Crop Year: 2019
Loan Type: WAREHOUSE

Original Farm-Stored loan: 10144

Add Receipt
Quality Factors

Loan Rate: \$2.36

***Receipt Issue Date:**

***Warehouse Receipt Number:**

***Net Weight:** LB

***Net Quantity:** BU

***Gross Weight(Inc Dockage):** LB

***Gross Quantity:** BU

***Grade:** <Select a Grade>

***Date Commodity Received:**

***Storage Paid Through Date:**

***Have In-Handling Charges been Paid or Provided for?** ☐ Yes ☐ No

***Has receipt been signed by warehouseman?** ☐ Yes ☐ No

***Commodity Received By** ☐ Barge ☐ Rail ☐ Truck
☐ Truck-Barge

Continue

Add
Clear

Receipts

Receipt	Loan Rate	Net Weight	Net Quantity	Action
None				
Allocated Quantity:			7,000.00 BU	
Requested Quantity:			0.00 BU	

Save & Continue
Back
Cancel

--*

904 Storage Information Screen for Farm-Stored to Warehouse-Stored Transfer (Continued)

B Example of Storage Information Screen for Farm-Stored to Warehouse-Stored Transfer (Continued)

The following is an example of the Commodity Information Screen for a farm-stored to
*--warehouse-stored transfer, quality factors.

Storage Information				
Status: Draft		Producer Type: PRODUCER		
State: ARKANSAS		County: ASHLEY		
Loan Number: 10157		Crop Year: 2019		
Commodity: CORN / YC		Loan Type: WAREHOUSE		
Contact: IM Farmer				
<u>Original Farm-Stored loan: 10144</u>				
<div> Add Receipt Quality Factors </div>				
*Test Weight (pounds): <input type="text"/>				
*Dockage (%): <input type="text"/>				
*Moisture (%): <input type="text"/>				
If moisture exceeds acceptable level, has applicable KC-350 been provided?: <input type="checkbox"/>				
*Heat Damage (%): <input type="text"/>				
*Total Damage (%): <input type="text"/>				
*Stones (%): <input type="text"/>				
*Broken and Foreign Material (%): <input type="text"/>				
Animal Filth (%): <input type="text"/>				
Glass (count): <input type="text"/>				
Castor Beans (count): <input type="text"/>				
Cockleburrs (count): <input type="text"/>				
Crotalaria Seeds (count): <input type="text"/>				
Unknown Foreign Substance (count): <input type="text"/>				
COFO: <input type="checkbox"/>				
Distinctly Low Quality: <input type="checkbox"/>				
Ear Corn: <input type="checkbox"/>				
Flint: <input type="checkbox"/>				
<div> Add Clear </div>				
Receipts				
Receipt	Loan Rate	Net Weight	Net Quantity	Action
None				
Allocated Quantity:			7,000.00 BU	
Requested Quantity:			0.00 BU	
<div> Save & Continue Back Cancel </div>				

--*

904 Storage Information Screen for Farm-Stored to Warehouse-Stored Transfer

C Field Descriptions and Actions for Warehouse-stored Information Screen

The following table provides the field descriptions and actions for the Warehouse-stored Commodity Information Screen.

*--

Field/Button	Description	Action
Add Receipt		
Rate	Displays the loan rate for the commodity based on the State and county location for the warehouse that was selected on the Commodity Information Screen.	
Receipt Issue Date	The date the receipt was issued. Note: Cannot be a future date and cannot be before "Date Commodity Received".	Enter the applicable information from the warehouse receipt.
Warehouse Receipt Number	The numeric warehouse receipt number.	
Net Weight (lbs.)	The net weight for the commodity.	
Net Quantity (bu.)	The net quantity for the commodity in the standard UOM.	
Gross Weight (Inc Dockage)	The gross weight including dockage for the commodity.	
Gross Quantity	The gross quantity for the commodity in the standard UOM.	
Grade	The grade determined for the commodity.	
Date Commodity Received	The date the commodity was received in the warehouse.	
Storage Paid Through Date	The date that storage has been paid through. The date cannot be before "Date Commodity Received". Note: If the receipt has a statement indicating that storage is paid or provided for, the date must be the same as the projected loan maturity date.	Select applicable answer based on what is indicated on the warehouse receipt. Note: When "No" is selected, the system will block the receipt from being included in the loan.
Has receipt been signed by warehouseman?	Indicates whether the receipt has been signed by authorized individual at the issuing warehouse. Note: Receipts not signed by the warehouseman are not eligible to be placed under loan.	

--*

904 Storage Information Screen for Farm-Stored to Warehouse-Stored Transfer

C Field Descriptions and Actions for Warehouse-stored Information Screen (Continued)

*--

Field/Button	Description	Action
Add Receipt		
Commodity Received By	Indicates how the commodity was delivered to the warehouse. Options Include: <ul style="list-style-type: none">• barge• rail• truck• truck-Barge.	Select the applicable option based on what is indicated on the warehouse receipt. Note: This is a required field.
Continue	Allows the user to continue to the Quality Factors tab.	CLICK "Continue"
Quality Factors		
Test Weight (pounds)	The test weight of the commodity. Note: This is a required field.	Enter the applicable test weight.
Dockage (%)	The dockage percentage for the commodity. Note: This is a required field.	Enter the applicable dockage percentage. Note: "0" is an acceptable entry.
Moisture (%)	The moisture percentage for the commodity. Note: This is a required field.	Enter the applicable moisture.
If moisture exceeds acceptable level, has applicable KC-350 been provided?	Indicates whether receipts with moisture exceeding the acceptable level have KC-350 from the warehouse. Note: If moisture is above the acceptable level and KC-350 has not been provided, receipt is not eligible for loan.	Check the box only if the KC-350 has been provided.
	Additional quality factors listed are applicable to the commodity selected for loan. Note: Quality Factors with "*" indicate required entries.	Enter applicable quality factors based on what is indicated on the warehouse receipt. Note: If required entries are not addressed, the receipt will not be eligible for loan.

--*

904 Storage Information Screen for Farm-Stored to Warehouse-Stored Transfer

C Field Descriptions and Actions for Warehouse-stored Information Screen (Continued)

Field/Button	Description	Action
Add	Adds warehouse receipt information to the loan. The warehouse information is displayed on the “Receipts” section of the screen each time a receipt is added. Note: User can add multiple receipts.	CLICK “ Add ”.
Clear		CLICK “ Clear ” to clear information.
Save & Continue	Saves the storage information added to the loan. The “Save and Continue” button can be selected at any time in the process and will save all information entered to date. Note: After the loan is saved, the loan status is set to “Draft” and the Loan number is assigned to the loan.	CLICK “ Save & Continue ” to display the Loan Calculations Screen.
Back		CLICK “ Back ” to return to the previous screen.
Cancel		CLICK “ Cancel ” to cancel the process and return to the Search Results Screen.

905 Loan Calculation Screen

A Overview

The Loan Calculation Screen will calculate and display the loan details for the transferred loan.

B Example of Loan Calculation Screen

Following is an example of the Loan Calculation Screen.

Loan Calculation

Status: Draft

State: TEXAS

Loan Number: 10038

Commodity: BRLY - BRL

Contact: IM FARMER

Producer Type: PRODUCER

County: COCHRAN

Crop Year: 2017

Loan Type: WAREHOUSE

Loan Amount

Requested Quantity:

30,000.00 BU

Receipt	Loan Quantity	Rate	Loan Amount
12345	30,000.00 BU	\$1.98	\$59,400.00

Loan Amount: \$59,400.00

Service Fee:

\$45.00

Override(\$):

Reason: <Select Reason> ▼

C Action

On the Loan Calculation Screen:

- Verify service fee is correct

Important: County Offices must **not** override service fees without national office authorization.

Note: State and/or National assessments are not applicable to loan transfers. Assessments are paid at the time of the original loan.

- CLICK “**Save & Continue**” to complete the process
- CLICK “**Back**” to return to the previous screen
- CLICK “**Cancel**” to cancel the process.

906 Service Fee Screen**A Overview**

An additional service fee is required before the loan can be transferred in CLPS and must be collected from the producer **before** processing the transfer in CLPS.

Note: Services cannot be deducted as part of the transfer since no additional monies are being disbursed.

B Example of Service Fee Payment Screen

Following is an example of the Service Fee Payment Screen.

Service Fee Payment

Status: Draft	Producer Type: PRODUCER
State: TEXAS	County: COCHRAN
Loan Number: 10038	Crop Year: 2017
Commodity: BRLY - BRL	Loan Type: WAREHOUSE
Contact: IM FARMER	

Add Payment

Amount Due: \$45.00

*Payment Date: 08/06/2018

*Payment Method: Personal Check

*Check Number: 1234

*Payment Amount: 45.00

*Payee Name: IM FARMER

Select Payee from SCIMS

*State/Office: TEXAS / COCHRAN COUNTY FARM SERVICE AGENCY

Save & Continue

Back

Cancel

906 Service Fee Screen (Continued)

C Field Descriptions and Actions for Service Fee Payment Screen

The following table provides the field descriptions and actions for the Service Fee Payment Screen.

Field/Button	Description	Action
Amount Due	Displays the amount of the service fee that is due.	
Payment Date	Manual entry of the date the payment was received in the county office.	Enter the payment date.
Payment Method	Manual selection of the type of remittance. See 64-FI for additional information on remittance types.	Using the “Payment Method” drop-down, click one of the following: <ul style="list-style-type: none"> • “Personal Check” • “Cashier Check” • “Money Order” • “Multi-Party Check” • “Cash & Coin”.
Check Number	Manual entry of the Check Number.	Enter the check number.
Payment Amount	Manual entry of the amount of the service fee.	Enter payment amount.
Payee Name	Displays name of the person issuing the repayment. Note: Automatically populated based on the name selected from SCIMS.	

906 Service Fee Screen (Continued)

C Field Descriptions and Actions for Service Fee Payment Screen (Continued)

Field/Button	Description	Action
Select Payee from SCIMS		<ul style="list-style-type: none"> CLICK “Select Remitter from SCIMS”. SCIMS Search Page will be displayed. select the remitter from SCIMS.
Clear		CLICK “Clear” to clear information.
Save & Continue		CLICK “Continue” to proceed to the next screen.
Back		CLICK “Back” to return to previous screen.
Cancel		CLICK “Cancel” to cancel the process.

907 Approving Farm-Stored to Warehouse-Stored Transfers**A Overview**

Farm-stored to warehouse-stored loans require a 2nd party review before generating the note and security agreement. After the review is complete, the user will complete the transfer according to paragraphs 115 through 118.

B Action

The second party review will be completed from the original farm-stored loan. On the Search Results Screen:

- CLICK **“Service”** and the Loan Servicing Screen will be displayed
- CLICK **“Edit”** on the “Transaction” section and CLPS will display the warehouse-stored loan details.

Follow paragraph:

- 114 to complete the second party review
- 115 through 117 to generate the note and security agreement.

908 Corrections to Farm-Stored to Warehouse-Stored Transfers**A Overview**

Farm-stored to warehouse-stored transfers can be:

- edited before approval
- deleted after approval.

B Action

Corrections to transfers will be initiated from the “Transaction” section of the Loan Summary Screen.

If the loan:

- has not been approved, click **“Edit”**
- has been approved, click **“Delete”**.

Note: All corrections can only be initiated from the original farm-stored loan.

909-999 (Reserved)**Part 10 (Reserved)****1000-1099 (Reserved)**

Reports, Forms, Abbreviations, and Redelegations of Authority

Reports

None.

Forms

This table lists the forms referenced in this handbook.

Number	Title	Display Reference	Reference
CCC-10	Representations for Commodity Credit Corporation or Farm Service Agency Loans and Authorization to File a Financing Statement and Related Documents		20, 113
CCC-500M	Loan Payment Receipt	718	700, 718, 733
CCC-633 Honey	Honey Nonrecourse Market Assistance Loan Certification and Worksheet		260, 261
CCC-633WM	Wool and Mohair Loan Quantity Certification and Worksheet		280, 281
CCC-666	Commodity Loan Request		100, 114
CCC-677	Farm Storage Note and Security Agreement	Ex. 11, 20	
CCC-677-1	Farm Storage Loan Worksheet		108, 109, 115, 116, 117, 118, 1104
CCC-678	Warehouse Storage Note and Security Agreement	Ex. 12	115, 116, 117, 118, 1104
CCC-679	Lien Waiver		111
CCC-681	Authorization to Move Loan Collateral or Designated Additional Storage		841, 848, 846, 848, 901
CCC-681-1	Authorization for Delivery of Loan Collateral for Sale		841, 845, 846, 848
CCC-694-2	Acknowledgment of Commodity Certificate Purchase		710
CCC-697	Request to Lock in a Market Loan Repayment Rate		111, 710
CCC-877	Seed Cotton Loan Worksheet		242
FSA-13-A	Data Security Access Authorization Form		20
FSA-578	Report of Acreage		20
KC-350	Warehouse Operators Supplemental Certificate		107, 904
UCC-1	Financing Statement		117

Reports, Forms, Abbreviations, and Delegations of Authority (Continued)

Abbreviations Not Listed in 1-CM

The following abbreviations are not listed in 1-CM.

Approved Abbreviation	Term	Reference
AWP	Adjusted World Price	730
CCR	Centralized Cotton Redemption	730, 731, 732
CLPS	Commodity Loan Processing System	Text, Ex. 10
COPS	Cotton Operating System	240, 730, 731, 733
eLDP	electronic Loan Deficiency Payment	105
EWR	Electronic Warehouse Receipt	200, 201, 202, 203, 220, 221, 222, 241, 750
UOM	unit of measure	107, 803, 904

Delegations of Authority

None.

Definitions of Terms Used in This Handbook

Associated County

Associated county means, in Business Partner, linking a County Office to “FSA & NRCS & RD Administrative Office & USDA ARS”.

Note: Payments will fail if an entity is **not** associated to the county making the payment.

CCR

CCR means Centralized Cotton Redemption and is a web-based system used for the repayment of cotton by cotton merchants, CMAs, and LSA.

Commodity Certificate Exchange (CCE)

CCE is an electronic commodity certificate that can be purchases and immediately exchanged for outstanding commodity on a loan.

Customer Profile

Customer Profile means in the eLDP system a producer’s record of the eligible quantity that ven used for either LDP or to be placed under loan.

“Date Documents Received” Date

“Date Documents Received” date means the date all required loan documents are received by the County Office.

Electronic Loan Deficiency Payment (eLDP)

eLDP is a web-based service that provides an **additional** means of farm program delivery to FSA customers (producers) and County Offices to file an application for LDP. Included in this service is the ability to establish and maintain customer profiles.

EWR

“EWR” means a warehouse receipt authorized by DACO to be issued or transmitted under USWA in the form of an electronic document. EWR is also referred to as the web-based repository for processing EWRs.

Holder

Holder means a person that has possession in fact or by operation of law of a warehouse receipt, USWA electronic document, or any electronic document.

Definitions of Terms Used in This Handbook (Continued)

Market Gain

Market Gain means the repayment of a commodity is less than the loan rate. * * *

National Payment Service (NPS)

NPS is a centralized, web-based accounting application that interfaces with web-based program applications to complete payment processes.

National Receipts and Receivables (NRRS)

NRRS is a centralized, web-based accounting application that interfaces with web-based program applications to complete repayment processes.

Research and Promotion Fee

Research and promotion fee is a fee paid to the Cotton Board deducted from loan proceeds. This fee is centrally collected and remitted to the Cotton Board from Kansas City.