

UNITED STATES DEPARTMENT OF AGRICULTURE

Farm Service Agency
Washington, DC 20250

**Emergency Assistance for Livestock,
Honeybees, and Farm-Raised Fish Program
1-ELAP**

Amendment 4

Approved by: Deputy Administrator, Farm Programs



Amendment Transmittal

A Reasons for Amendment

Subparagraph 33 A has been amended to provide the \$1.06 daily payment rate per AU for all eligible livestock kinds/types for 2020 program year.

Subparagraph 52 B has been amended to include the daily water requirement per AU for nonadult less than 500 pounds weight range for Beef and Dairy Livestock.

Subparagraph 64 B has been amended to provide guidance for a signed certification statement on CCC-870 requires presence of at least 3 out of 5 CCD symptoms.

Subparagraphs 104 A and 104 E have been amended to provide additional guidance regarding CCC-870 for CCD.

Subparagraph 123 A has been amended to provide revised CCC-851-1 instructions.

Subparagraph 159 D has been amended to provide an updated screenshot of the ELAP Payment Calculation Worksheets main menu.

Subparagraph 164 C has been amended to correct form number references to CCC-936-A with CCC-934-A for CCC-934-1, Part C Instructions.

Subparagraph 166 C has been amended to correct form number references to CCC-936-A with CCC-934-A for CCC-934-1, Part F Instructions.

Subparagraph 170 B has been amended to provide an updated screenshot of the automated CCC-851-1, Part A, livestock forage information grazing loss non-fire screen.

Subparagraph 171 B has been amended to provide an updated screenshot of the automated CCC-851-1, Part B, forage information grazing loss non-fire, owned or cash-leased land screen.

Amendment Transmittal (Continued)

A Reasons for Amendment (Continued)

Subparagraph 171 C has been amended to provide revised instructions for automated CCC-851-1, Part-B grazing loss calculation for non-fire owned or cash-leased land.

Subparagraph 172 A has been amended to provide the correct CCC-851 references used to complete Automated CCC-851-1.

Subparagraph 172 B has been amended to provide an updated screenshot of the automated CCC-851-1, Part C, forage information grazing loss non-fire, AUM or animal unit leased land screen.

Subparagraph 172 C has been amended to provide revised instructions for automated CCC-851-1, Part-C grazing loss calculation for non-fire AUM or animal unit leased land.

Subparagraph 173 C has been amended to correct CCC-851 references in automated CCC-851-1 instructions for Part D, net payment calculation for forage, non-fire.

Subparagraph 174 A has been amended to provide the correct CCC-851 references used to complete Automated CCC-851-1.

Subparagraph 174 B has been amended to provide an updated screenshot of the automated CCC-851-1, Part E, forage information grazing loss fire screen.

Subparagraph 174 C has been amended to provide revised instructions for automated CCC-851-1, Part-E grazing loss calculation for fire.

Subparagraph 175 A has been amended to provide the correct CCC-851 references used to complete Automated CCC-851-1.

Subparagraph 175 C has been amended to provide revised instructions for automated CCC-851-1, Part-F purchased and produced, feed lost and additional expenses.

Subparagraph 176 A has been amended to provide the correct CCC-851 references used to complete Automated CCC-851-1.

Subparagraph 176 C has been amended to provide revised instructions for automated CCC-851-1, Part-G additional feed purchased above normal screen.

Subparagraph 178 A has been amended to provide the correct CCC-851 references used to complete Automated CCC-851-1.

Subparagraph 178 C has been amended to provide revised instructions for automated CCC-851-1, Part-I water transporting screen.

Subparagraph 179 A has been amended to provide the correct CCC-851 references used to complete Automated CCC-851-1.

Amendment Transmittal (Continued)

A Reasons for Amendment (Continued)

Subparagraph 179 C has been amended to provide revised instructions for automated CCC-851-1, Part-J cattle tick fever screen.

Subparagraph 181 B has been amended to update the screenshots with current CCC-851-1.

| Page Control Chart | | |
|---------------------------|--|----------------|
| TC | Text | Exhibit |
| 3, 4 | 2-63, 2-64 2-177, 2-178 3-6.5, 3-6.6 5-11, 5-12 5-12.5, 5-12.6 (add) 5-13, 5-14 5-97, 5-98 6-1, 6-2 6-17, 6-18 6-27, 6-28 6-45, 6-46 6-51, 6-52 6-52.5, 6-52.6 (add) 6-53 through 6-60 6-60.5, 6-60.6 (add) 6-61 through 6-66 6-69 through 6-74 6-77 through 6-86 6-86.5, 6-86.6 (add) 6-87, 6-88 | 1, pages 1, 2 |

Table of Contents (Continued)

Page No.

Part 4 Farm-Raised Fish

| | | |
|--------|--|------|
| 76 | General Eligibility..... | 4-1 |
| 77 | Eligible Farm-Raised Fish Losses | 4-4 |
| 78 | Eligible Loss Conditions..... | 4-5 |
| 79 | Farm-Raised Fish Physical Losses..... | 4-5 |
| 80 | Farm-Raised Fish Feed Losses | 4-10 |
| 81-101 | (Reserved) | |

Part 5 Application Process

| | | |
|---------|---|-------|
| 102 | Applying for Benefits | 5-1 |
| 103 | Application for Payment | 5-7 |
| 104 | Acting on CCC-851 or CCC-934 | 5-11 |
| 105-119 | (Reserved) | |
| 120 | CCC-851, Emergency Loss Assistance for Livestock Application | 5-43 |
| 121 | CCC-934, Emergency Loss Assistance for Honeybees/Farm-Raised Fish Application | 5-63 |
| 122 | CCC-934-1, Emergency Loss Assistance for Honeybees and Farm-Raised Fish Losses Payment Calculation Worksheet | 5-80 |
| 123 | CCC-851-1, Emergency Loss Assistance for Livestock Payment Calculation Worksheet | 5-92 |
| 124 | ELAP Checklists | 5-114 |
| 125 | CCC-770 ELAP-1 for Livestock Losses | 5-116 |
| 126 | CCC-770 ELAP-2 for Honeybee Losses | 5-119 |
| 127 | CCC-770 ELAP-3 for Farm-Raised Fish Losses | 5-122 |
| 128-158 | (Reserved) | |

Part 6 Automated Payment Calculation Worksheets

| | | |
|-----|--|-----|
| 159 | Accessing the Automated CCC-934-1 and CCC-851-1 | 6-1 |
| 160 | Navigating and Saving the Automated CCC-934-1 | 6-4 |
| 161 | CCC-934-1 Application Information Screen | 6-5 |
| 162 | CCC-934-1, Part A - Colony Loss Calculation Screen | 6-8 |

Table of Contents (Continued)

| | | Page No. |
|---------------|---|-----------------|
| Part 6 | Automated Payment Calculation Worksheets (Continued) | |
| 163 | CCC-934-1, Part B – Honeybee Hive Loss Calculation Screen | 6-13 |
| 164 | CCC-934-1, Part C – Honeybee Purchased Feed Lost and/or Additional Expense Calculation Screen | 6-17 |
| 165 | CCC-934-1, Part D – Additional Honeybee Feed Purchased Calculation Screen | 6-20 |
| 166 | CCC-934-1, Part F – Farm-Raised Fish Death Loss Calculation Screen | 6-26 |
| 167 | CCC-934-1, Part G – Farm-Raised Fish Purchased Feed Lost and/or Additional Expense Calculation Screen | 6-30 |
| 168 | Submitting, Saving, and Printing the Automated CCC-934-1 | 6-35 |
| 169 | CCC-851-1 Application Information Screen | 6-43 |
| 170 | CCC-851-1, Part A - Livestock Forage Information - Grazing Loss - Non-Fire Screen | 6-46 |
| 171 | CCC-851-1, Part B - Forage Information - Grazing Loss - Non-Fire - Owned or Cash Leased Land Screen | 6-51 |
| 172 | CCC-851-1, Part C - Forage Information - Grazing Loss - Non-Fire - AUM or Animal Unit Leased Land Screen | 6-55 |
| 173 | CCC-851-1, Part D - Net Payment Calculation for Forage - Non-Fire | 6-57 |
| 174 | CCC-851-1, Part E - Forage Information - Grazing Loss - Fire Screen | 6-60 |
| 175 | CCC-851-1, Part F - Purchased and Produced, Feed Lost and Additional Expenses Screen | 6-64 |
| 176 | CCC-851-1, Part G - Additional Feed Purchased Above Normal Screen | 6-69 |
| 177 | CCC-851-1, Part H - Grazing Loss Versus Additional Feed Purchased Above Normal Screen | 6-76 |
| 178 | CCC-851-1, Part I - Water Transporting Screen | 6-78 |
| 179 | CCC-851-1, Part J - Cattle Tick Fever Screen | 6-81 |
| 180 | CCC-851-1, Part K – Payments | 6-83 |
| 181 | Submitting, Saving, and Printing the Automated CCC-851-1 | 6-84 |
| 182-199 | (Reserved) | |

33 Livestock Payment Rates and National Payment Factors**A Payment Rates for Eligible Livestock for Grazing Losses**

The daily livestock payment rates per AU for eligible livestock is based, in part, on the number of pounds of corn equivalent per head, as established by FSA, determined necessary to provide the energy requirements for the specific kind/type of livestock for 1 calendar day.

--The daily payment rate per AU for all eligible livestock kinds/types for 2020 program year is \$1.06.--

B National Payment Factor

Payments for livestock grazing and feed losses, and losses resulting from transporting water and gathering livestock for treatment and inspection of cattle tick fever, will be based on a national payment factor of either of the following:

- 60 percent of the calculated payment
- 90 percent of the calculated payment, for producers who meet the definition of beginning farmer or rancher, SDA farmer or rancher, limited resource farmer or rancher or veteran farmer or rancher as defined in Exhibit 2.

34 Per Acre Leased Grazing Losses -Excluding Fire

A Payment Calculation

Payments for grazing losses, except for losses because of wildfires on non-Federal land, will be calculated based on a national payment factor of 60 to 90 percent, as determined in paragraph 33, of the lesser of:

- *--the total value of the feed cost for all eligible AU's owned by the eligible livestock owner on the eligible grazing land based on the number of days grazing was lost, **not** to exceed 150 calendar days of daily feed cost for all eligible AU's
- the total value of grazing lost for all eligible AU's, as determined in subparagraph 31 D, based on the normal carrying capacity of the eligible grazing land of the eligible livestock owner for the number of grazing days lost, **not** to exceed 150 calendar days of lost grazing.

Note: An eligible livestock owner's payment for grazing losses will be reduced by--* the amount the producer has received under any other supplemental disaster assistance program for the same loss, specifically LFP.

--An eligible livestock owner will only be compensated for the number of days that grazing-- was lost, **not to exceed 150 calendar days**, in a program year for the same livestock.

Important: Calculation of benefits for eligible livestock will be on an AU basis and will require different types of livestock to be converted to an AU basis according to Exhibit 16.

Section 4 Water Transportation

51 General Provisions

A Eligibility

To be considered eligible for losses resulting from transporting water to eligible livestock, all of the following must be met:

- Water must be transported to eligible livestock, as defined in paragraph 24, that are on eligible grazing land, as defined in paragraph 25
- Additional cost of transporting water must be due to an eligible drought, as defined in *--Exhibit 2, or an eligible adverse weather event as approved by DAFP (see subparagraph C)--*
- Water is being transported to eligible grazing lands that normally does not require water to be transported to.

B Required Documentation

When a participant claims additional cost resulting from transporting water to eligible livestock, the participant **must**, provide verifiable or reliable documentation of the cost to transport water, as determined acceptable by COC.

Verifiable records include those that can be verified by COC through an independent source and are used to substantiate the cost to transport water. Reliable records may be considered acceptable, as determined by COC.

Important: COC **must** follow procedure established in paragraph 104 when acting on supporting documentation, such as verifiable and reliable records and producer's certification statements.

*--C Eligible Adverse Weather Event

The STC can request a determination from DAFP if a specific eligible adverse weather event may be deemed as an eligible loss condition for water transportation. STC will ensure COC thoroughly documents when COC determines an eligible adverse weather event required the transportation of water to eligible livestock on eligible grazing lands.--*

52 Water Transportation Payment Calculation

A National Average Price

The following table provides the established national average prices to transport a gallon of water, based on the method the producer uses to transport water in the applicable program year.

| Method of Transporting Water | National Average Price/Gallon |
|---------------------------------|-------------------------------|
| Personal labor/equipment | \$0.035 |
| Hired labor/rented equipment | \$0.05 |
| Contracted water transportation | \$0.07 |

Note: Personal labor includes those laborers normally involved in the farming or ranching operation.

DAFP may consider approving higher average prices per gallon to transport water for a State or region of a State, based on a recommendation from STC, if the State can document a higher rate for transportation exists.

B Daily Water Requirement

The daily water requirements for livestock, per head and AU, to be used in the calculations are as follows.

| Kind | Type | Weight Range | Daily Water Requirement Per Head (Gallons Per Day) | Daily Water Requirement Per AU (Gallons Per Day) |
|--------|-------------|----------------------|--|--|
| Beef | Adult | Cows and Bulls | 18 | 18 |
| | Nonadult | 500 pounds or more | 9 | 18 |
| | *--Nonadult | Less than 500 pounds | 9 | 18--* |
| Dairy | Adult | Cows and Bulls | 30 | 15 |
| | Nonadult | 500 pounds or more | 15 | 15 |
| | *--Nonadult | Less than 500 pounds | 15 | 15--* |
| Equine | All | | 12 | 12 |
| Goats | All | | 4 | 16 |
| Sheep | All | | 4 | 16 |

Important: Calculating benefits for eligible livestock will be on an AU basis and will require different types of livestock to be converted to an AU basis according to Exhibit 16.

64 Honeybee Colony and Hive Losses (Continued)**B Required Documentation for Colony Losses**

In addition to the required documentation in subparagraph A, for eligible honeybee colony losses, the participant must provide:

- a signed certification statement on CCC-870 from the honeybee producer certifying to the *--observation and presence of at least 3 out of 5 CCD symptoms at the time honeybee--* colony losses were first apparent to the producer
- proof that the participant is following best management practices as determined by COC, such as, but **not** limited to suggested honeybee good management practices provided in Exhibit 17
- any additional documentation the producer may have, such as State health certifications for varroa mite or nosema levels reflecting the lack of mites or disease
- of leased hives, the producer must provide a written lease or statement from the lessor, that shows the producer has risk and control of the honeybees. Only one producer can claim the lost colony.

64 Honeybee Colony and Hive Losses (Continued)

C National Payment Factors

For an eligible honeybee producer, payments for **honeybee colony and hive losses** will be based on a national payment factor of either of the following:

- 75 percent of the calculated payment
- 90 percent of the calculated payment, for producers who meet the definition of beginning farmer or rancher, SDA farmer or rancher, limited resource farmer or rancher or veteran farmer or rancher, as defined in Exhibit 2.

D Payment Rates

The payment rates for honeybee colonies and hives are based on the average fair market values of honeybee colonies and/or hives in the program year in which the loss occurred. FSA has established the following average fair market values for honeybee losses.

| Program Year | Honeybee Colonies | Honeybee Hives |
|---------------------|--------------------------|-----------------------|
| * * * | * * * | * * * |
| 2018 | \$140 | \$258 |
| 2019 | \$140 | \$258 |
| *--2020 | \$110 | \$190--* |

E Normal Mortality Rate for Honeybee Colony Losses

ELAP compensates eligible honeybee producers for eligible honeybee colony losses that occur in excess of normal mortality because of an eligible loss condition during the program *--year. FSA has established the normal mortality rates for honeybee colony losses of 22.0 percent for the 2018 through 2020 program years.--*

* * *

104 Acting on CCC-851 or CCC-934**A Acting on Supporting Documentation**

COC will:

- for verifiable and reliable records:
 - review all records provided by the producer and determine whether the records support the producer's loss as certified on the application
 - make a determination whether or **not** the record is considered an acceptable verifiable or reliable record
 - document in the COC minutes the COC determination to accept or reject the producer's verifiable or reliable records and document any COC adjustments made on the application
 - if the reliable records are considered acceptable, document in the COC minutes that the application is approved based on the reliable records
 - if the reliable records are considered **not** acceptable, document in the COC minutes why the records are considered unacceptable and document why the application is disapproved
- for applicants that only provide a producer's certification of feed losses, COC will:
 - make a determination if other similar producers have comparable losses because of the same eligible adverse weather or loss condition during the same time period in the program year
 - review the producer's certification statement of losses and determine whether the certification statement support the producer's loss as certified on the application
 - document in the COC minutes the COC determination to accept or reject the producer's certification statement and document any COC adjustments made on the application

104 Acting on CCC-851 or CCC-934 (Continued)

A Acting on Supporting Documentation (Continued)

- if the certification statement is considered acceptable, document in the COC minutes that the application is approved based on the certification statement
 - if the certification statement is considered **not** acceptable, document in the COC minutes why the certification statement is considered unacceptable and document why the application is disapproved
 - provide appeal rights, according to 1-APP if an applicant's application is disapproved or in cases where COC makes adjustments to the application.
- *--for honeybee applicants that provide a CCC-870, COC's will:
- review the CCC-870 and determine whether the producer certified to at least 3 out of the 5 CCD symptoms were observed at the time of the colony losses certified on the application
 - document in the COC minutes the COC determination to accept or reject the CCC-870 and document the number of CCD symptoms certified to on producer's certification statement
 - if the CCC-870 is considered acceptable (producer certified to at least 3 out of 5 CCD symptoms), document in the COC minutes that the application is approved based on the CCC-870, assuming all other eligibility and documentation requirements are met
 - if the CCC-870 is considered not acceptable, document in the COC minutes why the CCC-870 is considered unacceptable and document why the application is disapproved
 - provide appeal rights, according to 1-APP if an applicant's application is disapproved, or in cases where COC makes adjustments to the application.--*

Note: COC's will **not** require tax records; however, participant may voluntarily provide tax records.

When contacting agencies, organizations, or facilities to verify data provided by a producer, the County Office must be specific in the information requested. The request should include, but is **not** limited to, the following:

- participant's name and address
- animal kind and type
- why the request is being made
- what information is being requested.

104 Acting on CCC-851 or CCC-934 (Continued)**B Acting on Notices of Loss**

COC must act on all completed and signed CCC-851 or CCC-934, Parts A and B, notice of loss, submitted. Notice of loss, as certified by the participant must be approved or disapproved in Part C.

When acting on the notice of loss, COC must determine if the:

- cause of loss is an eligible loss condition
- notice of loss is timely filed.

Important: Except for notices of loss for honeybee colony losses because of CCD, the administrative County Office must:

- work with the physical location county where the loss occurred to verify that an eligible loss condition occurred
- document in the COC minutes whether the eligible loss condition occurred as verified by the physical location county
- only act on notice of loss (approve or disapprove) after verification from the physical location county that the eligible loss condition occurred.

104 Acting on CCC-851 or CCC-934 (Continued)

C Approving Notice of Loss

* * *

If COC approves CCC-851 or CCC-934, Parts A and B, Notice of Loss, as certified by the participant and the participant has completed all other parts of CCC-851 or CCC-934 and filed the application:

- notify the participant of approval
- thoroughly document the reasons for approving the notice of loss in the COC minutes.

***--Note:** Except for notices of loss filed for honeybee colony losses, COC must follow procedure in subparagraph B before approving a notice of loss.--*

D Disapproving Notice of Loss

COC will disapprove CCC-851 or CCC-934, Parts A and B, Notice of Loss, when the participant:

- claims losses because of an ineligible loss condition
- files a late-file notice of loss.

If COC disapproves CCC-851 or CCC-934, Parts A and B, Notice of Loss, and the participant **has completed** all other parts of CCC-852 and filed the application for payment:

- notify participant of disapproval
- the participant will be provided appeal rights according to 1-APP
- thoroughly document reason for disapproval in the COC minutes.

If COC disapproves CCC-851 or CCC-934, Parts A and B, Notice of Loss, and the participant **has not completed** all other parts of CCC-852 or CCC-934 and filed the application for payment:

- notify participant of disapproval (see Exhibit 11)
- thoroughly document reason for disapproval in the COC minutes
- do not provide the participant appeal rights.

Notes: Once the participant files the application for payment, the participant will be provided appeal rights according to 1-APP.

***--**Except for notices of loss filed for honeybee colony losses because of CCD, COC must follow procedure in subparagraph B before disapproving a notice of loss.--*

104 Acting on CCC-851 or CCC-934 (Continued)

E Approving and Disapproving CCC-851 or CCC-934

COC **must** act on **all** completed and signed CCC-851's or CCC-934's, applications for payment submitted. COC may redelegate approval authority to the CED for routine cases (applications with only verifiable supporting documentation). CED's may redelegate approval authority to PT's for routine cases.

CED's and PT's must **not** be delegated authority to act on any CCC-851 or CCC-934 when reliable records or a producer's self-certification is provided as supporting documentation.

Important: The administrative County Office must:

- ensure DD review of initial CCC-851's or CCC-934's is completed according to subparagraph F before CCC-851's or CCC-934's may be approved or disapproved
- *--for honeybee colony losses due to CCD, ensure that the producer certified to at least 3 out of the 5 symptoms of CCD on CCC-870--*
- except for applications for payment filed for honeybee colony losses because of CCD:
 - work with the physical location county where the loss occurred to verify that other producers in the same county suffered similar losses due to the same eligible loss condition
 - document in the COC minutes whether other producers in the same county suffered similar losses due to the same eligible loss condition, as verified by the physical location county
 - only act on applications for payment (approve or disapprove) after verification from the physical location county that other producers in the same county suffered similar losses due to the same eligible loss condition, as verified by the physical location county.

123 CCC-851-1, Emergency Loss Assistance for Livestock Payment Calculation Worksheet (Continued)

A Completing Manual CCC-851-1 (Continued)

| Item | Instruction |
|---|--|
| Part D – Net Payment Calculation For Forage – Non-Fire, Cont. (Part D must not be completed when a producer only has a feed loss.) | |
| 36 | Enter the amount of compensation, included in the total amount of reductions from CCC-851, item 82, received from other disaster assistance programs for the same grazing losses on the pasture types listed in item 16 and 25. |
| 37 | Enter the net grazing loss calculated payment amount, non-fire, by subtracting: <ul style="list-style-type: none"> • item 35, minus • item 36. If the result is less than zero, enter zero in item 37. |
| Part E – Forage Information – Grazing Loss – Fire | |
| 38 | Enter the sequential corresponding letter from CCC-851, item 37. |
| 39 | Enter all pasture types affected by fire on all non-Federal managed lands, from CCC-851, item 38. |
| 40A | Enter the number of total acres * * *, by physical location county, for the applicable pasture types listed in item 39, determined by multiplying: <ul style="list-style-type: none"> • CCC-851, item 39A times • CCC-851, item 40. Note: If an entry is entered in CCC-851, item 43A, then item 43A, for the specific pasture type, must be used instead of CCC-851, item 39A. |
| 40B | Enter the number of acres affected by wildfire, by physical location county, for the applicable pasture types listed in item 39, from CCC-851, item 39B. Note: If an entry is entered in CCC-851, item 43B, then item 43B, for the specific pasture type, must be used instead of CCC-851, item 39B. |
| 40C | Enter the number of acres unaffected by wildfire, by physical location county, associated with each pasture type entered in item 39 determined by subtracting: <ul style="list-style-type: none"> • item 40A, minus • item 40B. |
| 41 | Enter the carrying capacity from CCC-851, item 42, for the applicable pasture types listed in item 39. |
| 42A | Enter the maximum AU's on total acres for each pasture type entered in item 16 calculated by dividing: <ul style="list-style-type: none"> • item 40A, by • item 41. |

123 CCC-851-1, Emergency Loss Assistance for Livestock Payment Calculation Worksheet (Continued)

A Completing Manual CCC-851-1 (Continued)

*--

| Item | Instruction |
|---|--|
| Part E – Forage Information – Grazing Loss – Fire, Cont. | |
| 42B | Enter the maximum AU’s on unaffected acres for each pasture type entered in item 16 calculated by dividing: <ul style="list-style-type: none"> • item 40C, by • item 41. Round the result to 2 decimal places. |
| 42C | Enter the total AU’s in inventory determined by the smaller of: <ul style="list-style-type: none"> • the result of multiplying: <ul style="list-style-type: none"> • item 7, times • item 8. • maximum AU’s on total acres, item 42A. |
| 42D | Enter the eligible AU’s calculated by subtracting: <ul style="list-style-type: none"> • item 42C, minus • item 42B. Important: If the result is negative, enter zero. |
| 43 | Enter the actual number of calendar days from CCC-851, item 41, that the producer’s eligible livestock were unable to graze for each specific type of pasture entered in item 39 because of wildfires, not to exceed 180 calendar days per program year. Note: If an entry is entered in CCC-851, item 44, then item 44 for the specific pasture type must be used instead of CCC-851 item 41, not to exceed 180 calendar days per program year. |
| 44 | Enter the daily payment rate per head for each livestock kind, type, and weight range from subparagraph 33 A for the program year in which the loss occurred. |
| 45 | Enter the value of grazing lost because of wildfire on non-Federal land calculated by multiplying: <ul style="list-style-type: none"> • item 42D, times • item 43, times • item 44. The result will be rounded to the nearest whole number. |

--*

Part 6 Automated Payment Calculation Worksheets

159 Accessing the Automated CCC-934-1 and CCC-851-1

A Introduction

Because an automated application process is **not** available, the data captured on CCC-934 and CCC-851 **must** be recorded by the County Office in the automated CCC-934-1 and CCC-851-1 payment calculation worksheets developed in Microsoft InfoPath.

B Accessing the ELAP Payment Calculation Worksheets Main Menu

Access the ELAP Payment Calculation Worksheets Main Menu according to this table.

| Step | Action |
|------|--|
| 1 | Go to FSA’s Intranet DAFP web site at https://inside.fsa.usda.gov/program-areas/dafp/index . |
| 2 | On the FSA Intranet DAFP Screen, scroll down and CLICK “ELAP Payment Calculation Worksheets” . Note: Internet Explorer must be used when accessing the ELAP payment calculation worksheets. |
| 3 | The ELAP Payment Calculation Worksheets Main Menu will be displayed. |
| 4 | Select the program year. |

159 Accessing the Automated CCC-934-1 and CCC-851-1 (Continued)

C ELAP Payment Calculation Worksheets Main Menu

The ELAP Payment Calculation Worksheets Main Menu provides the user with the following options:

- “Complete and Submit NEW CCC-934-1 for Honeybee And Farm-Raised Fish Losses”
- “EDIT CCC-934-1 for Honeybees and Farm-Raised Fish Losses”
- “Complete and Submit NEW CCC-851-1 for Livestock Losses”
- “EDIT CCC-851-1 for Livestock Losses”
- “Approved ELAP Gross Payment Report – HBFRF”
- “Approved ELAP Gross Payments Report – Livestock”.

D Example of ELAP Payment Calculation Worksheets Main Menu

The following is an example of the ELAP Payment Calculation Worksheets Main Menu.

*--

Emergency Assistance for Livestock Payment Calculation Worksheets (Automated)

Workbooks

Select the Program Year: ▾

Honey Bee and Farm Raised Fish

[Complete and Submit NEW CCC-934-1 for Honeybee and Farm-Raised Fish Losses](#)
[EDIT CCC-934-1 for Honeybees and Farm-Raised Fish Losses](#)

Livestock - 2019

[Complete and Submit NEW CCC-851-1 for Livestock Losses](#)
[EDIT CCC-851-1 for Livestock Losses](#)

Reports

[Approved ELAP Gross Payments Report - HBFRF](#)
[Approved ELAP Gross Payments Report - Livestock](#)

--*

164 CCC-934-1, Part C – Honeybee Purchased Feed Lost and/or Additional Expense Calculation Screen

A Introduction

The Part C – Honeybee Purchased Feed Lost and/or Additional Expense Calculation Screen allows users to enter information for honeybee feed losses from CCC-934, Part G, items 14A through 14F, as applicable.

Important: Only line entries on CCC-934, Part G, that have “H” entered in item 14B, must be entered in CCC-934-1, Part C, for honeybee purchased feed lost and/or additional expenses. See paragraph 129 for entering data from line entries on CCC-934, Part G, that have “F” entered in item 14B, for farm-raised fish purchased feed lost and/or additional expenses.

B Example of Part C – Honeybee Purchased Feed Lost and/or Additional Expense Calculation Screen

The following is an example of the Part C – Honeybee Purchased Feed Lost and/or Additional Expense Calculation Screen.


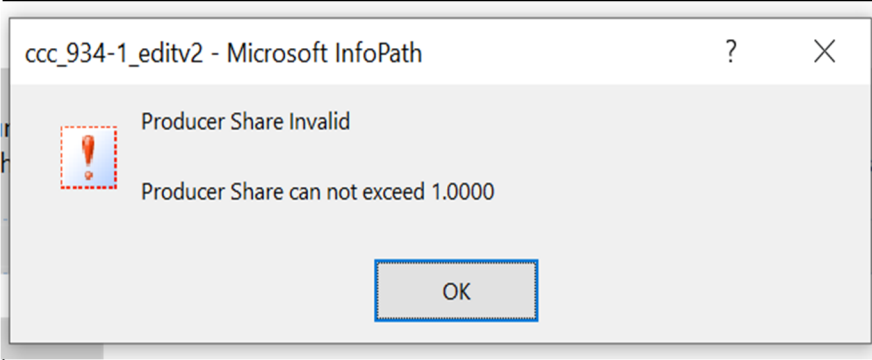
| Emergency Assistance for Honeybee and Farm-Raised Fish Losses Payment Calculation Worksheet (CCC-934-1 Automated) | | | | | | | |
|---|---|--|---------------------|--------------------------|--|------------|-------------------|
| Application In/ | Part A | Part B | Part C | Part D & E | Part F | Part G & H | Submit/Save/Print |
| Part C - Honeybee Purchased Feed Lost and/or Additional Expense Calculation | | | | | | | |
| | | State Code - County Code: | Participant's Name: | Program Year: | Application No: | | |
| | | 01 . 001 | Producer A | 2019 | 1 | | |
| If applicable, enter the application data for Honeybee Purchased Feed Lost and/or Additional Expense Calculation below: | | | | | | | |
| Note: Click <input type="button" value="+"/> and then "Insert tbl_ccc934 after" to add another line. | | | | | | | |
| 31. Loss Event Number | 32. Type of Purchased Feed Lost/Additional Expense Incurred | 33. Value of Purchased Feed Lost/Additional Expense Incurred | 34. Producer Share | 35. Payment Factor | 36. Feed Losses/Additional Expenses Incurred | | |
| 3 | Sugar Water | \$1,000.00 | 0.2500 | 0.6000 | \$150 | | |
| 37. Subtotal Eligible Purchased Feed/Additional Expenses Incurred | | \$150 | | | | | |
| 38. Purchased Feed Loss Payment Reduction | | \$0 | | | | | |
| 39. Total Eligible Purchased Feed Loss/Additional Expenses | | \$150 | | | | | |
| | | | < Back to Part B | Continue to Part D & E > | | | |

164 CCC-934-1, Part C – Honeybee Purchased Feed Lost and/or Additional Expense Calculation Screen (Continued)

C Action

The following table provides instructions for completing the Honeybee Purchased Feed Lost and/or Additional Expense Calculation Screen.

*--

| Item | Instruction |
|---|--|
| Part C – Honeybee Purchased Feed Lost and/or Additional Expenses Calculation | |
| 31 | Enter corresponding loss event number from CCC-934 or CCC-934-A, item 14A. |
| 32 | Enter type of purchased feed lost/additional expense incurred from CCC-934 or CCC-934-A, item 14C, for the corresponding loss event number entered in item 31. |
| 33 | Enter value of purchased feed lost/additional expense incurred from CCC-934 or CCC-934-A, item 14D, for the corresponding loss event number entered in item 31. Note: If entry is entered on CCC-934 or CCC-934-A, item 14F, then item 14F must be entered instead of item 14D. |
| 34 | Enter producers share from CCC-934 or CCC-934-A, item 14E for the corresponding loss event number entered in item 31. Note: If the participant has multiple shares, on the left of the screen, CLICK “  ” and select “ Insert tbl_ccc934 after ”. An additional line will be displayed to enter differing shares from CCC-934-A. Important: Producer’s share must be entered using 4 decimal places. For example, 100 percent interest is entered as “1.0000” and 55 percent interest is entered as “.5500”. If the producer’s share exceeds 1.0000, an error box will appear.  |

--*

166 CCC-934-1, Part F – Farm-Raised Fish Death Loss Calculation Screen (Continued)


C Action

The following table provides instructions for completing the Farm-Raised Fish Death Loss Calculation Screen.

| Item | Instruction |
|---|---|
| Part F – Farm-Raised Fish Death Loss Calculation | |
| 54 | Enter loss event numbers from CCC-934 or CCC-934-A, item 12A. |
| 55 | Enter type/kind/size from CCC-394 or CCC-934-A, item 12B. |
| 56 | Enter beginning inventory from CCC-934 or CCC-934-A, item 12D. Note: If entry is provided in CCC-934 or CCC-934-A, item 12H, then enter item 12H instead of item 12D. |
| 57 | Enter ending inventory from CCC-934 or CCC-934-A, item 12E. Note: If entry is provided in CCC-934 or CCC-934-A, item 12I, then enter item 12I instead of item 12E. |
| 58A | Enter normal mortality established by STC for the type, kind, and size, as established in paragraph 79. |
| 58 B | No entry required by user. Minimum fish loss threshold is calculated by multiplying: <ul style="list-style-type: none"> • item 56, times • item 58 A. <p>The result is rounded to the nearest whole number.</p> |
| 59 | Enter ineligible inventory lost from CCC-934 or CCC-934-A, item 12F. Note: If entry is provided in CCC-934 or CCC-934-A, item 12J, then enter item 12J instead of item 12F. |

166 CCC-934-1, Part F – Farm-Raised Fish Death Loss Calculation Screen (Continued)

C Action (Continued)

| Item | Instruction |
|------|---|
| 60 | <p>No entry required by user. Eligible inventory lost is calculated by subtracting the following:</p> <ul style="list-style-type: none"> • result of subtracting: <ul style="list-style-type: none"> • item 56, minus • item 57 • minus, item 58B • minus, item 59. <p>The result is rounded to the nearest whole number.</p> |
| 61 | <p>Enter producer’s share from CCC-934 or CCC-934-A, item 12G.</p> <p>Note: If the participant has multiple shares, on the left of the screen, CLICK “” and select “Insert tbl_ccc934 after”. An additional line will be *--displayed to enter differing shares from CCC-934-A.--*</p> <p>Important: Producer’s share must be entered using 4 decimal places. For example, 100 percent interest is entered as “1.0000” and 55 percent interest is entered as “.5500”. If the producer’s share exceeds 1.0000, an error box will appear.</p> <div data-bbox="609 1239 1445 1533" style="border: 1px solid gray; padding: 5px; margin-top: 10px;"> <p style="font-size: small;">ccc_934-1_edity2 - Microsoft InfoPath</p> <div style="display: flex; justify-content: space-between; align-items: center;"> ! <div> <p>Producer Share Invalid</p> <p>Producer Share can not exceed 1.0000</p> </div> </div> <div style="text-align: center; margin-top: 10px;"> <input type="button" value="OK"/> </div> </div> |

169 CCC-851-1 Application Information Screen (Continued)

D Action

The following table provides instructions for completing the Application Information Screen.

| Item | Instructions |
|--------------------------------------|--|
| “Physical Location State” | From the drop-down list, select the physical location State where the loss occurred from CCC-851, item 1 for the applicable loss event. |
| “Physical Location County” | From the drop-down list, select the physical location county where the loss occurred from CCC-851, item 1 for the applicable loss event. |
| “Administrative State” | From the drop-down list, select the administrative State from CCC-851, item 1. |
| “Administrative County” | From the drop-down list, select the administrative county from CCC-851, item 1. |
| “Participant Name” | Enter participant’s name from CCC-851, item 5A. The name must be entered exactly as displayed in SCIMS. |
| “SDA, LR, BF or Veteran participant” | Click either of the following as applicable: <ul style="list-style-type: none"> • “YES”, if the producer checked (✓) CCC-851, item 5B, “YES” • “NO”, if the producer checked (✓) CCC-851, item 5B, “NO”. <p>Note: Item default is “NO”.</p> |
| “Customer ID” | Enter participant’s tax ID number (no dashes) from SCIMS. |
| “Program Year” | From the drop-down list, select the applicable program year in which the loss occurred from CCC-851, item 2. |
| “Application No.” | Enter application number from CCC-851, item 4, and PRESS “ Tab ” key. |
| | Click either of the following at the: <ul style="list-style-type: none"> • bottom of the screen, “Enter Part A”, to go to CCC-851-1, Part A - Livestock Forage Information - Grazing Loss - Non-Fire Screen • top of the screen, the appropriate tab to enter additional loss data. |

170 CCC-851-1, Part A - Livestock Forage Information - Grazing Loss - Non-Fire Screen

A Introduction

After all of the required fields on the Application Information Screen have been completed, Part A - Livestock Forage Information - Grazing Loss - Non-Fire Screen will be displayed that allows the user to enter information for livestock grazing losses from CCC-851, Part D, items 16 through 21 and the number of lost grazing days, as applicable.

Important: Part A must be completed for the following types of livestock losses:

- grazing losses - non-fire
- feed losses/additional expenses
- water transportation.

B Example of Part A - Livestock Forage Information - Grazing Loss - Non-Fire Screen

The following is an example of the Part A - Livestock Forage Information - Grazing Loss - Non-Fire Screen.

*--

--*

171 CCC-851-1, Part B - Forage Information - Grazing Loss - Non-Fire - Owned or Cash-Leased Land Screen

A Introduction

The Part B - Forage Information - Grazing Loss - Non-Fire - Owned or Cash-Leased Land Screen allows users to enter information for grazing losses on owned or cash-leased land because of an eligible nonfire adverse weather event or loss condition from CCC-851, Part E, items 22 through 29, as applicable.

B Example of Part B - Forage Information - Grazing Loss - Non-Fire - Owned or Cash-Leased Land Screen

The following is an example of the Part B - Forage Information - Grazing Loss - Non-Fire - Owned or Cash-Leased Land Screen.

*__

| Application Info | Part A | Part B | Part C & D | Part E | Part F | Part G & H | Part I | Part J & K | Submit/Save/Print | | | |
|---|------------------|------------------|---------------------------|-----------------------|---|----------------------------------|--|---|-----------------------------------|--|---------------------------------|--|
| PART B – FORAGE INFORMATION – GRAZING LOSS – Non-Fire – OWNED OR CASH LEASED LAND | | | | | | | | | | | | |
| | | | State Code - County Code: | | Participant's Name: | | Program Year: | | Application No: | | | |
| | | | 01 . 001 | | Producer A | | 2020 | | 1 | | | |
| If applicable, enter the application data for FORAGE INFORMATION – GRAZING LOSS – Non-Fire – OWNED OR CASH LEASED LAND below: | | | | | | | | | | | | |
| Note: Click <input type="button" value="+"/> and then "Insert tbl_ccc851 after" to add another line. | | | | | | | | | | | | |
| 15. Livestock Group | 16. Pasture Type | 17A. Total Acres | 17B. Affected Acres | 17C. Unaffected Acres | 18. Carrying Capacity | 19A. Maximum Animal Units (AU's) | 19B. Maximum Animal Units (AU's) on Unaffected Acres | 19C. Total Animal Units (AU's) in Inventory (NTE Item #19A) | 19D. Eligible Animal Units (AU's) | 20. Number of Days Grazing Lost (NTE 150 Days) | 21. Daily Payment Rate Per Head | 22. Value of Grazing Lost Based on Carrying Capacity |
| A | Improved | 200.00 | 100 | 100.00 | 110.00 | 1.82 | 0.91 | 1.82 | 0.91 | 60 | \$0.978 | \$53 |
| 23. Total Value of Grazing Lost - Carrying Capacity – Excluding Fire - Owned or Cash Leased Land: | | | | | \$53 | | | | | | | |
| <input type="button" value=" < Back to Part A"/> | | | | | <input type="button" value=" Continue to Part C & D >"/> | | | | | | | |

--*

171 CCC-851-1, Part B - Forage Information - Grazing Loss - Non-Fire - Owned or Cash-Leased Land Screen (Continued)

C Action

The following table provides instructions for completing the Part B - Livestock Forage Information - Grazing Loss - Non-Fire - Owned or Cash-Leased Land Screen.

*--

| Item | Instruction |
|------|---|
| 15 | Enter sequential corresponding letter from CCC-851, item 22, for each livestock kind, type, and weight range that are grazing or would have been grazing the specific type of pasture entered in item 16. Note: More than one livestock group may be entered. |
| 16 | From the drop-down list, select the pasture type provide on CCC-851, item 23. |
| 17A | Enter the total number of acres by physical location county, associated with each pasture type entered in item 23 determined by multiplying: <ul style="list-style-type: none"> • CCC-851, item 24A, times • CCC-851, item 25. Note: If an entry is entered in CCC-851, item 28A, then for the specific pasture type, item 28 will be used instead of item 24A in this calculation. Important: The number of acres to enter is not equal to acres in item 24, but instead is equal to the number of acres (item 24) times the producer’s share (item 25). |
| 17B | Enter the number of acres affected by the eligible loss condition, by physical location county, associated with each pasture type entered in item 16 determined by multiplying: <ul style="list-style-type: none"> • CCC-851, item 24B, times • CCC-851, item 25. Note: If an entry is entered in CCC-851, item 28B, then 28B for specific pasture type, must be used instead of item 24B in the calculation above. |
| 17C | No entry required by user. The number of acres unaffected by the eligible loss condition, by physical location county, associated with each pasture type entered in item 16 is calculated by subtracting: <ul style="list-style-type: none"> • item 17A, minus • item 17B. |

--*

171 CCC-851-1, Part B - Forage Information - Grazing Loss - Non-Fire - Owned or Cash-Leased Land Screen (Continued)

C Action (Continued)


*--

| Item | Instruction |
|------|--|
| 18 | Enter applicable carrying capacity from CCC-851, item 27, for each pasture type entered in item 16. |
| 19A | <p>No entry required by user. The maximum AU's on total acres for each pasture type entered in item 16 is calculated by dividing:</p> <ul style="list-style-type: none"> • item 17A, by • item 18. <p>Round the result to 2 decimal places.</p> |
| 19B | <p>No entry required by user. The maximum AU's on unaffected acres for each pasture type entered in item 16 is calculated by dividing:</p> <ul style="list-style-type: none"> • item 17C, by • item 18. <p>Round the result to 2 decimal places.</p> |
| 19C | <p>No entry required by user. The total AU's in inventory determined by the smaller of:</p> <ul style="list-style-type: none"> • the result of multiplying: <ul style="list-style-type: none"> • item 7, times • item 8 • maximum AU's on total acres, item 19A. |
| 19D | <p>No entry required by user. The eligible AU's calculated by subtracting:</p> <ul style="list-style-type: none"> • item 19C, minus • item 19B. <p>Note: If the result is negative, zero will display.</p> |
| 20 | <p>Enter actual number of calendar days the producer's eligible livestock were unable to graze each specific type of pasture from CCC-851, item 26, not to exceed 150 calendar days per program year.</p> <p>Note: If an entry is entered in CCC-851, item 29, then for the specific pasture type, item 29 will be used instead of item 26, not to exceed 150 calendar days per program year.</p> |

--*

171 CCC-851-1, Part B - Forage Information - Grazing Loss - Non-Fire - Owned or Cash-Leased Land Screen (Continued)

C Action (Continued)

| Item | Instruction | |
|------|---|---|
| 21 | <p>No entry required by user. The daily payment rate per head is displayed for each livestock kind, type, and weight range from subparagraph 33 A for the program year in which the loss occurred.</p> | |
| 22 | <p>No entry required by user. Value of grazing lost based on carrying capacity of eligible grazing land is calculated by multiplying:</p> <ul style="list-style-type: none"> • *--item 19D, times--* • item 20, times • item 21. <p>The result should be rounded to the nearest whole dollar.</p> | |
| | <p>To enter another “Pasture Type”:</p> <ul style="list-style-type: none"> • on the left of the screen, CLICK “23 | <p>No entry required by user. Total value of grazing lost based on carrying capacity for all owned or cash-leased land is calculated by adding the results in item 22.</p> |
| | <p>Click 1 of the following at the:</p> <ul style="list-style-type: none"> • bottom of the screen, click either of the following: <ul style="list-style-type: none"> • “Continue to Part C & D”, to go to Part C - Forage Information - Grazing Loss - Non-Fire - AUM or Animal Unit Leased Land Screen and/or Part D - Net Payment Calculation for Forage Non-Fire Screen • “Back to Part A”, to go to Part A - Livestock Forage Information - Grazing Loss - Non-Fire Screen • top of the screen, the appropriate tab to enter applicable loss data into another CCC-851-1 part. | |

172 CCC-851-1, Part C - Forage Information - Grazing Loss - Non-Fire - AUM or Animal Unit Leased Land Screen

A Introduction

The Part C - Forage Information - Grazing Loss - Non-Fire - AUM or Animal Unit Leased Land Screen allows users to enter information for grazing losses on AUM or AU leased land because of an eligible nonfire adverse weather event or loss condition from CCC-851, Part E, *--items 30 through 36, as applicable.--*

B Example of Part C - Forage Information - Grazing Loss - Non-Fire - AUM or Animal Unit Leased Land Screen

The following is an example of the Part C - Forage Information - Grazing Loss - Non-Fire - AUM or Animal Unit Leased Land Screen.

*--

| | | | | | | | | | |
|------------------|--------|--------|------------|--------|--------|------------|--------|------------|-------------------|
| Application Info | Part A | Part B | Part C & D | Part E | Part F | Part G & H | Part I | Part J & K | Submit/Save/Print |
|------------------|--------|--------|------------|--------|--------|------------|--------|------------|-------------------|

PART C – FORAGE INFORMATION – GRAZING LOSS – Non-Fire – AUM OR ANIMAL UNIT LEASED LAND

State Code - County Code: 01 . 001 Participant's Name: Producer A Program Year: 2020 Application No: 1

If applicable, enter the application data for FORAGE INFORMATION – GRAZING LOSS – Non-Fire – AUM OR ANIMAL UNIT LEASED LAND below:

Note: Click and then "Insert tbl_ccc851 after" to add another line.

| 24. Livestock Group | 25. Pasture Type | 26A. Total Acres | 26B. Affected Acres | 26C. Animal Units (AU's) on Total Acres | 26D. Prorated Affected Animal Units (AU's) | 27. Number of Days Grazing Lost (NTE 150 Days) | 28. Daily Payment Rate Per Head | 29. Value of Grazing Lost Based on Carrying Capacity |
|---------------------|------------------|------------------|---------------------|---|--|--|---------------------------------|--|
| A | Small Grains | 200.00 | 50.00 | 200.00 | 50.00 | 30 | \$0.978 | \$1,467 |

30. Total Value of Grazing Lost - Carrying Capacity – Excluding Fire – AUM/ AU Leased Land: \$1,467

*--

172 CCC-851-1, Part C - Forage Information - Grazing Loss - Non-Fire - AUM or Animal Unit Leased Land Screen (Continued)

C Action

The following table provides instructions for completing the Part C - Livestock Forage Information - Grazing Loss - Non-Fire - AUM or Animal Unit Leased Land Screen.


*--

| Item | Instruction |
|------|---|
| 24 | Enter sequential corresponding letter from CCC-851, item 30, for each livestock kind, type, and weight range that are grazing or would have been grazing the specific type of pasture entered in item 25. Note: More than 1 livestock group may be entered. |
| 25 | From the drop-down list, select the pasture type from CCC-851, item 31, for AUM or AU leased land. |
| 26A | Enter the total number of acres, by physical location county, from CCC-851, item 32A, associated with each pasture type, entered in item 25. |
| 26B | Enter the total number of affected acres, by physical location county, from CCC-851, item 32B, associated with each pasture type entered in item 25. |
| 26C | Enter number of AU's, from CCC-851, item 33, allowed by the pasture type selected in item 25. Note: If an entry is entered in CCC-851, item 35C, then for the specific pasture type, item 35C must be used instead of item 33. |
| 26D | No entry required by user. The prorated AU's on affected acres is calculated by dividing: <ul style="list-style-type: none"> • item 26B, by • item 26A. Then multiplying the result by item 26C. |

--*

172 CCC-851-1, Part C - Forage Information - Grazing Loss - Non-Fire - AUM or Animal Unit Leased Land Screen (Continued)

C Action (Continued)

| Item | Instruction |
|------|--|
| 27 | <p>*--Enter actual number of calendar days from CCC-851, item 34, that the--* producer’s eligible livestock were unable to graze for each specific type of pasture entered in item 25 because of the qualifying adverse weather or loss conditions, excluding fire, not to exceed 150 calendar days per program year.</p> <p>*--Note: If an entry is entered in CCC-851, item 36, then for the specific pasture type, item 35 will be used instead of item 34, not to exceed 150--* calendar days per program year.</p> |
| 28 | <p>No entry required by user. The daily payment rate per head is displayed for each livestock kind, type, and weight range from subparagraph 33 A for the program year in which the loss occurred.</p> |
| 29 | <p>No entry required by user. Value of grazing lost based on carrying capacity for each pasture type is calculated by multiplying:</p> <ul style="list-style-type: none"> •*--item 26D, times--* • item 27, times • item 28. <p>The result will be rounded to the nearest whole dollar.</p> |
| | <p>To enter another “Pasture Type”:</p> <ul style="list-style-type: none"> • on the left of the screen, CLICK “” • CLICK “Insert tbl_ccc851 after” • repeat items 24 through 29. |
| 30 | <p>No entry required by user. Total value of grazing lost based on carrying capacity for all AUM/AU leased land is calculated by adding the results in item 29.</p> |

173 CCC-851-1, Part D - Net Payment Calculation for Forage - Non-Fire

A Introduction

The Part D - Net Payment Calculation for Forage - Non-Fire Screen calculates the net payment for grazing losses because of an eligible nonfire adverse weather event or loss condition.

B Example of Part D - Net Payment Calculation for Forage - Non-Fire Screen

The following is an example of the Part D - Net Payment Calculation for Forage - Non-Fire Screen.

| PART D – NET PAYMENT CALCULATION FOR FORAGE – Non-Fire | |
|--|---------|
| 31. Total Value of Livestock Feed Cost (Sum of applicable item(s) 12 from Part A): | \$489 |
| 32. Total Value of Grazing Lost Based on Carrying Capacity: | \$4,454 |
| 33. Enter the Smaller of Item 31 or Item 32: | \$489 |
| 34. National Payment Factor: | 0.6000 |
| 35. Grazing Loss Calculated Payment Amount – Excluding Fire | \$293 |
| 36. Reductions – Excluding Fire | |
| 37. Net Grazing Loss Calculated Payment Amount - Excluding Fire: | \$293 |

173 CCC-851-1, Part D - Net Payment Calculation for Forage - Non-Fire (Continued)

C Action

The following table provides instructions for completing the Part D - Net Payment Calculation for Forage Screen.

| Item | Instructions |
|------|--|
| 31 | Enter total value of livestock feed cost from the applicable item 12 for the livestock groups entered in item 15 and 24. Important: This item must be completed if item 22 or 29 is greater than \$0. CCC-851-1 will not submit to the ELAP database if item 22 or 29 is greater than \$0 and this item is not completed. |
| 32 | No entry required by user. Total value of grazing lost based on carrying capacity is calculated by adding: <ul style="list-style-type: none"> • item 23, plus • item 30. |
| 33 | No entry required by user. Enter smaller of item 31 or 32. |
| 34 | No entry required by user. Payment factor of either of the following: <ul style="list-style-type: none"> • 60 percent for producers who checked (✓) CCC-851, item 5B, “NO” • 90 percent for producers who checked (✓) CCC-851, item 5B, “YES”. |
| 35 | No entry required by user. The grazing loss calculated payment amount, nonfire, is calculated by multiplying: <ul style="list-style-type: none"> • item 33, times • item 34. The result will be rounded to the nearest whole number. |
| 36 | Enter amount of compensation, included in the total amount of reductions from *-CCC-851, item 82, received from other disaster assistance programs for the-* same grazing losses on the pasture types listed in item 16 and 25. |

173 CCC-851-1, Part D - Net Payment Calculation for Forage - Non-Fire (Continued)

C Action (Continued)

| Item | Instruction |
|------|---|
| 37 | <p>No entry required by user. The net grazing loss calculated payment amount, nonfire, is calculated by subtracting:</p> <ul style="list-style-type: none"> • item 35, minus • item 36. <p>If the result is less than zero, enter zero in item 37.</p> |
| | <p>Click 1 of the following at the:</p> <ul style="list-style-type: none"> • bottom of the screen, click either of the following: <ul style="list-style-type: none"> • “Continue to Part E”, to go to Part E - Forage Information - Grazing Loss - Fire Screen • “Back to Part B”, to go to Part B - Forage Information - Grazing Loss - Non-Fire Owned or Cash Leased Land Screen • top of the screen, the appropriate tab to enter applicable loss data into another CCC-851-1 part. |

174 CCC-851-1, Part E - Forage Information - Grazing Loss - Fire Screen

A Introduction

The Part E - Forage Information - Grazing Loss - Fire Screen allows users to enter information for grazing losses because of fire from CCC-851, Part F, items 37 through 44, as applicable.

B Example of Part E - Forage Information - Grazing Loss - Fire Screen


The following is an example of the Part E - Forage Information - Grazing Loss - Fire Screen.

Application Info Part A Part B Part C & D **Part E** Part F Part G & H Part I Part J & K Submit/Save/Print

PART E – FORAGE INFORMATION – Grazing Loss – Fire

State Code - County Code: 01 - 001 Participant's Name: Producer A Program Year: 2020 Application No: 1

If applicable, enter the application data for FORAGE INFORMATION – Grazing Loss – Fire below:

Note: Click  and then "insert tbl_ccc851 after" to add another line.

| 38. Livestock Group | 39. Pasture Type | 40A. Total Acres | 40B. Affected Acres | 40C. Unaffected Acres | 41. Carrying Capacity | 42A. Maximum Animal Units (AU's) on Total Acres | 42B. Maximum AU's on Unaffected Acres | 42C. Total AU's in Inventory (NTE Item 42A) | 42D. Eligible AU's | 43. Number of Days Grazing Lost (NTE 180 Days) | 44. Daily Payment Rate Per Head | 45. Value of Grazing Lost Due to Fire on Non-Federal Land | 46. Value of 180 Day Feed Cost |
|---------------------|------------------|------------------|---------------------|-----------------------|-----------------------|---|---------------------------------------|---|--------------------|--|---------------------------------|---|--------------------------------|
| A | Native | 200.00 | 50.00 | 150 | 4.00 | 50.00 | 37.50 | 50 | 12.50 | 30 | \$0.978 | \$367.00 | \$2,201 |

47A. Total Value of Grazing Lost due to Fire: \$367

47B. Total Value of 180 Day Feed Cost - Fire: \$2,201

47C. Enter the smaller of Item 47A or 47B: \$367

48. National Payment Factor: 0.6000

49. Grazing Loss Calculated Payment Amount-Fire-Non-Federal Land: \$220

50. Reductions for Grazing Loss-Fire-Non-Federal Land:

51. Net Grazing Loss Calculated Payment Amount-Fire – Non-Federal Land: \$220

< Back to Part C & D Continue to Part F >

---*

174 CCC-851-1, Part E - Forage Information - Grazing Loss - Fire Screen (Continued)

C Action

The following table provides instructions for completing the Part E - Livestock Forage Information - Grazing Loss - Fire Screen.

*--

| Item | Instructions |
|------|--|
| 38 | Enter sequential corresponding livestock group from CCC-851, item 37. Note: Multiple livestock groups may be entered. |
| 39 | From the drop-down list, select the pasture type affected by fire on all non-Federal managed lands, from CCC-851, item 38. |
| 40A | Enter the total number of acres, by physical location county, for the applicable pasture types listed in item 39, determined by multiplying: <ul style="list-style-type: none"> • CCC-851, item 39A times • CCC-851, item 40. Note: If an entry is entered in CCC-851, item 43A, then for the specific pasture type, item 43A, will be used instead of item 39A. |
| 40B | Enter the applicable number of acres affected by wildfire, by physical location county, for the applicable pasture types listed in item 39, from CCC-851, item 39B. Note: If an entry is entered in CCC-851, item 43B, then for the specific pasture type, item 43B, will be used instead of item 39B. |
| 40C | No entry required by user. The number of acres unaffected by wildfire, by physical location county, associated with each pasture type entered in item 39 is calculated by subtracting: <ul style="list-style-type: none"> • item 40A, minus • item 40B. |
| 41 | Enter carrying capacity from CCC-851, item 41, for the applicable pasture types listed in item 39. |
| 42A | No entry required by user. The maximum AU's on total acres for each pasture type entered in item 16, are calculated by dividing: <ul style="list-style-type: none"> • item 40A, by • item 41. |

174 CCC-851-1, Part E - Forage Information - Grazing Loss - Fire Screen (Continued)

C Action (Continued)


*--

| Item | Instructions |
|------|--|
| 42B | <p>No entry required by user. The maximum AU's on unaffected acres for each pasture type entered in item 16, are calculated by dividing:</p> <ul style="list-style-type: none"> • item 40C, by • item 41. |
| 42C | <p>No entry required by user. The total AU's in inventory determined by the smaller of:</p> <ul style="list-style-type: none"> • the result of multiplying: <ul style="list-style-type: none"> • item 7, times • item 8 • maximum AU's on total acres, item 42A. |
| 42D | <p>No entry required by user. The eligible AU's calculated by subtracting:</p> <ul style="list-style-type: none"> • item 42C, minus • item 42B. <p>Important: If the result is negative, zero will display.</p> |
| 43 | <p>Enter actual number of calendar days from CCC-851, item 41, that the producer's eligible livestock were unable to graze for each specific type of pasture entered in item 39 because of wildfires, not to exceed 180 calendar days per program year.</p> <p>Note: If an entry is entered in CCC-851, item 44, then for the specific pasture type, item 44 will be used instead of item 41, not to exceed 180 calendar days per program year.</p> |
| 44 | <p>No entry required by user. The daily payment rate per head for each livestock kind, type, and weight range from subparagraph 33 A for the program year in which the loss occurred.</p> |

--*

174 CCC-851-1, Part E - Forage Information - Grazing Loss - Fire Screen (Continued)

C Action (Continued)

| Item | Instruction | |
|------|--|--|
| 45 | <p>No entry required by user. Value of grazing lost because of wildfire on non-Federal land is calculated by multiplying:</p> <ul style="list-style-type: none"> •*--item 42D, times--* • item 43, times • item 44. <p>The result will be rounded to the nearest whole number.</p> | |
| 46 | <p>No entry required by user. Value of feed cost for 180 calendar days is calculated by multiplying:</p> <ul style="list-style-type: none"> •*--item 42D, times--* • item 44, times • 180 calendar days. <p>The result will be rounded to the nearest whole dollar.</p> | |
| | <p>To enter another “Pasture Type”:</p> <ul style="list-style-type: none"> • on the left of the screen, CLICK “47A | <p>No entry required by user. The grazing loss calculated payment amount for wildfire on non-Federal land is calculated by adding the results in item 45.</p> |
| 47B | <p>No entry required by user. Value of 180-calendar-day livestock feed cost for wildfire on non-Federal land is calculated by adding the results in item 46.</p> | |
| 47C | <p>No entry required by user. Smaller of item 47A or 47B.</p> | |
| 48 | <p>No entry required by user. National payment factor is either of the following:</p> <ul style="list-style-type: none"> • 60 percent for producers who checked (✓) CCC-851, item 5B, “NO” • 90 percent for producers who checked (✓) CCC-851, item 5B, “YES”. | |

174 CCC-851-1, Part E - Forage Information - Grazing Loss - Fire Screen (Continued)

C Action (Continued)

| Item | Instruction |
|------|---|
| 49 | <p>No entry required by user. The grazing loss calculated payment amount for wildfire on non-Federal land is calculated by multiplying:</p> <ul style="list-style-type: none"> • *--item 47C, times--* • item 48. <p>The result will be rounded to the nearest whole dollar.</p> |
| 50 | <p>Enter amount of compensation, included in the total amount of reductions from *--CCC-851, item 82, received from other disaster assistance programs for the--* same grazing losses on the pasture types listed in item 39.</p> |
| 51 | <p>No entry required by user. The net grazing loss calculated payment amount for wildfires on non-Federal land is calculated by subtracting:</p> <ul style="list-style-type: none"> • item 49, minus • item 50. <p>If the result is less than zero, enter zero in item 51.</p> |
| | <p>Click 1 of the following at the:</p> <ul style="list-style-type: none"> • bottom of the screen, click either of the following: <ul style="list-style-type: none"> • “Continue to Part F”, to go to Part F - Purchased and Produced, Feed Lost and Additional Expenses Screen • “Back to Part C & D”, to go to Part C - Forage Information - Grazing Loss - Non-Fire - AUM or Animal Unit Leased Land Screen or Part D - Net Payment Calculation for Forage - Non-Fire • top of the screen, the appropriate tab to enter applicable loss data into another CCC-851-1 part. |

175 CCC-851-1, Part F - Purchased and Produced, Feed Lost and Additional Expenses Screen

A Introduction

The Part F - Purchased and Produced, Feed Lost and Additional Expenses Screen allows users to enter information for purchased and produced livestock feed losses and additional *--livestock feed expenses from CCC-851, Part G, items 45 through 52, and Part H, items 53 through 58, as applicable.--*

B Example of Part F - Purchased and Produced, Feed Lost and Additional Expenses Screen

The following is an example of the Part F - Purchased and Produced, Feed Lost and Additional Expenses Screen.

| Application Info | Part A | Part B | Part C & D | Part E | Part F | Part G & H | Part I | Part J & K | Submit/Save/Print |
|--|----------------------------|--|------------|--------|---------------------------|----------------------|--|-----------------|-------------------|
| PART F – PURCHASED AND PRODUCED, FEED LOST AND ADDITIONAL EXPENSES | | | | | | | | | |
| | | | | | State Code - County Code: | Participant's Name: | Program Year: | Application No: | |
| | | | | | 01 . 001 | Producer A | 2019 | 1 | |
| If applicable, enter the application data for PURCHASED AND PRODUCED, FEED LOST AND ADDITIONAL EXPENSES below: | | | | | | | | | |
| Note: Click <input type="checkbox"/> and then "Insert tbl_ccc851 after" to add another line. | | | | | | | | | |
| 52A. Fire or Non-Fire? (F or N) | 52B. Livestock Group | 53. Type of Purchased and/or Produced Feed Lost and Additional Feed Expenses | | | | 54. Quantity Lost | 55. Value of Purchased or Produced Feed Lost and Additional Feed Expenses | | |
| <input type="text"/> | <input type="text"/> | <input type="text"/> | | | | <input type="text"/> | <input type="text"/> | | |
| 56. Non-Fire-Value of Purchased and Produced Feed Lost and Additional Feed Expenses | | | | | \$0 | | | | |
| 57. Non-fire 150-Day Livestock Feed Cost | | | | | <input type="text"/> | | | | |
| 58. Enter the smaller of Item 56 or 57 | | | | | \$0 | | | | |
| 59. Fire-Value of Purchased and Produced Feed Lost and Additional Feed Expenses | | | | | \$0 | | | | |
| 60. Fire 180-Day Livestock Feed Cost | | | | | <input type="text"/> | | | | |
| 61. Enter the smaller of Item 59 or 60 | | | | | \$0 | | | | |
| 62. Total Value of Purchase and Produced Feed Lost and Additional Feed Expenses | | | | | \$0 | | | | |
| 63. National Payment Factor | | | | | 0.6000 | | | | |
| 64. Calculated Payment for Purchased & Produced Feed Lost and Additional Feed Expenses | | | | | \$0 | | | | |
| 65. Reductions for Purchased and Produced Feed Losses and Additional Feed Expenses | | | | | <input type="text"/> | | | | |
| 66. Net Calculated Payment for Purchased & Produced Feed Lost & Additional Feed Expenses | | | | | \$0 | | | | |

175 CCC-851-1, Part F - Purchased and Produced, Feed Lost and Additional Expenses Screen (Continued)

C Action

The following table provides instructions for completing the Part F - Purchased and Produced, Feed Lost and Additional Expenses Screen.


*--

| Item | Instruction |
|------|---|
| 52A | From the drop-down list, select: <ul style="list-style-type: none"> • “N”, if the feed loss listed in item 53 is for livestock listed in item 52B that were or would have been grazing specific pasture type entered in item 16 or 25 if not for a nonfire weather event or loss condition • “F”, if the feed loss listed in item 53 is for livestock listed in item 52B that were or would have been grazing specific pasture type entered in item 39 if not for a wildfire. |
| 52B | Enter sequential corresponding letter for each livestock kind, type, and weight range that would have been fed the specific type of purchased or produced feed lost entered in item 53, or for which additional feed expenses listed in item 53, were incurred, as provided in CCC-851: <ul style="list-style-type: none"> • item 45 for produced feed lost • item 53 for purchased feed lost • item 59 for additional feed expenses only (additional feed purchased above normal will be calculated in Part G). <p>Note: Multiple livestock groups may be entered.</p> |
| 53 | Enter type of purchased and/or produced feed lost and/or additional expenses incurred for the participant’s eligible livestock listed in item 52B, as provided in CCC-851: <ul style="list-style-type: none"> • item 47 for produced feed and/or • item 55 for purchased feed lost and/or additional expenses. |
| 54 | Enter eligible quantity of produced feed that was lost from CCC-851, item 48, and was intended to be fed to the participant’s eligible livestock listed in item 52B. <p>Notes: If an entry is entered in CCC-851, item 51, then item 51 must be used instead of item 48.</p> <p>An entry is not required for purchased feed that was lost or additional expenses.</p> |

--*

175 CCC-851-1, Part F - Purchased and Produced, Feed Lost and Additional Expenses Screen (Continued)

C Action (Continued)

| Item | Instruction | |
|------|---|---|
| 55 | <p>Enter value of:</p> <ul style="list-style-type: none"> • produced feed that was lost calculated by multiplying: <ul style="list-style-type: none"> • *--item 49 on CCC-851, times • item 50 on CCC-851 <p>Note: If an entry is entered in CCC-851, item 52, then item 52 must be used instead of item 49.</p> <ul style="list-style-type: none"> • purchased feed that was lost or additional expenses, calculated by multiplying: <ul style="list-style-type: none"> • item 56 on CCC-851, times • item 57 on CCC-851 <p>Note: If an entry is entered in CCC-851, item 58, then item 58 must be used instead of item 56.--*</p> | |
| | <p>To enter another “Type of Purchased and/or Produced Feed Lost and Additional Feed Expenses”:</p> <ul style="list-style-type: none"> • on the left of the screen, CLICK “56 | <p>No entry required by user. Total value of purchased and produced feed lost and/or additional feed expenses for livestock that was or would have been grazing eligible nonfire affected grazing land is calculated by adding the results in item 55 for all rows with “N” in item 52A.</p> |
| 57 | <p>Enter 150-calendar-day feed cost calculated by adding the result in Part A, item 13 for the applicable livestock listed in item 52B that have “N” selected in item 52A for which purchased or produced feed was lost or additional expenses incurred and that were or would have been grazing eligible nonfire affected grazing land listed in item 16 or 25.</p> <p>Important: This item must be completed if item 52A equals “N” and item 55 is greater than \$0. In this case, CCC-851-1 will not be submitted to the ELAP database if this item is not completed.</p> | |

176 CCC-851-1, Part G - Additional Feed Purchased Above Normal Screen

A Introduction

The Part G - Additional Feed Purchased Above Normal Screen allows users to enter information for losses resulting from additional livestock feed purchases above normal from *--CCC-851, Part I, items 59 through 68, as applicable.--*

B Example of Part G - Additional Feed Purchased Above Normal Screen

The following is an example of the Part G - Additional Feed Purchased Above Normal Screen.

| Application Info | Part A | Part B | Part C & D | Part E | Part F | Part G & H | Part I | Part J | Part K & L | Submit/Save/Print | | |
|---|----------------------------|--|--|---|--|--|---|--|--|--|---|---|
| PART G – ADDITIONAL FEED PURCHASED ABOVE NORMAL | | | | | | | | | | | | |
| State Code - County Code: | | | Participant's Name: | | | Program Year: | | Application No: | | | | |
| 01 - 001 | | | Producer A | | | 2014 | | 1 | | | | |
| If applicable, enter the application data for ADDITIONAL FEED PURCHASED ABOVE NORMAL below: | | | | | | | | | | | | |
| Note: Click <input type="button" value="Add"/> and then "Insert tbl_ccc851 after" to add another line. | | | | | | | | | | | | |
| 67A. Fire or Non- Fire? (F or N) | 67B. Livestock Group | 67C. Qualifying Weather Event | 67D. Inside or Outside of Grazing Period? (I/O) | 68A. Type of Additional Feed Purchased Above Normal | 68B. Cost of Feed Purchased in Application Year | 68C. Cost of Feed Purchased in 1 Year Prior | 68D. Cost of Feed Purchased in 2 Years Prior | 68E. Average Cost of Prior Years Feed Purchased | 68F. Number of Days Grazing Lost (NTE 150 Days) | 68G. 150-Day Feed Cost for the Livestock | 68H. Value of Feed Needs During Event | 69. Eligible Purchases of Additional Livestock Feed |
| N | A | Flood | O | Alfalfa Hay | \$15,000.00 | \$5,000.00 | \$2,500.00 | \$3,750 | 100 | \$26,280 | \$17,520 | \$11,250 |
| 70. Non-Fire, During Grazing Period - Additional Feed Purchased Above Normal | | | | | | | | | | \$0 | | |
| 71. Non-Fire, During Grazing Period - Value of Feed Needs During Event | | | | | | | | | | \$0 | | |
| 72. Enter the smaller of Item 70 or 71 | | | | | | | | | | \$0 | | |
| 73. National Payment Factor | | | | | | | | | | 0.6000 | | |
| 74. Non-Fire, During Grazing Period - Calculated Payment for Additional Feed Purchased Above Normal | | | | | | | | | | \$0 | | |
| 75. Reductions – Non-Fire, During Grazing Period -Additional Feed Purchased Above Normal | | | | | | | | | | | | |
| 76. Non-Fire, During Grazing Period - Net Calculated Payment for Additional Feed Purchased Above Normal | | | | | | | | | | \$0 | | |
| 77. Non-Fire, Outside Grazing Period - Additional Feed Purchased Above Normal | | | | | | | | | | \$11,250 | | |
| 78. Non-Fire, Outside Grazing Period - Value of Feed Needs During Event | | | | | | | | | | \$17,520 | | |
| 79. Enter the smaller of Item 77 or 78 | | | | | | | | | | \$11,250 | | |
| 80. National Payment Factor | | | | | | | | | | 0.6000 | | |
| 81. Non-Fire, Outside Grazing Period - Calculated Payment for Additional Feed Purchased Above Normal | | | | | | | | | | \$6,750 | | |
| 82. Reductions, Non-Fire, Outside Grazing Period--Additional Feed Purchased Above Normal | | | | | | | | | | | | |
| 83. Non-Fire, Outside Grazing Period - Calculated Payment for Additional Feed Purchased Above Normal | | | | | | | | | | \$6,750 | | |
| 84. Fire – Additional Feed Purchased Above Normal | | | | | | | | | | \$0 | | |
| 85. Fire Value of Feed Needs During Event | | | | | | | | | | \$0 | | |
| 86. Enter the smaller of Item 84 or 85 | | | | | | | | | | \$0 | | |
| 87. National Payment Factor | | | | | | | | | | 0.6000 | | |
| 88. Fire – Calculated Payment for Additional Feed Purchased Above Normal | | | | | | | | | | \$0 | | |
| 89. Reductions – Fire Additional Feed Purchased Above Normal | | | | | | | | | | | | |
| 90. Fire Net Calculated Payment for Additional Feed Purchased Above Normal | | | | | | | | | | \$0 | | |

176 CCC-851-1, Part G - Additional Feed Purchased Above Normal Screen (Continued)

C Action

The following table provides instructions for completing the Part G - Additional Feed Purchased Above Normal Screen.

| Item | Instruction |
|-------------|---|
| 67A | From the drop-down list, select: <ul style="list-style-type: none"> • “N”, if the additional feed purchased above normal quantities listed in item 68A is for livestock listed in item 67B that were or would have been grazing specific pasture type entered in item 16 or 25 if not for a nonfire weather event or loss condition • “F”, if the additional feed purchased above normal quantities listed in item 68A is for livestock listed in item 67B that were or would have been grazing specific pasture type entered in item 39 if not for a fire event. |
| 67B | Enter sequential corresponding letter from CCC-851, item 17, for each livestock kind, type, and weight range that was or would have been fed the additional feed purchased above normal quantities entered in item 68A. Note: Multiple livestock groups may be entered. |
| 67C | Enter corresponding loss event number for the applicable adverse weather event or loss condition from CCC-851, item 7. |
| 67D | From the drop-down list, select: <ul style="list-style-type: none"> • “I”, if the qualifying weather event or loss condition entered in item 67C occurred inside/during the normal grazing period for the livestock group listed in item 67B • “O”, if the qualifying weather event or loss condition entered in item 67C occurred outside the normal grazing period for the livestock group listed in item 67B. |
| 68A | Enter type of additional feed purchased above normal to sustain eligible livestock from CCC-851, item 60. |

176 CCC-851-1, Part G - Additional Feed Purchased Above Normal Screen (Continued)

C Action (Continued)

*--

| Item | Instructions |
|------|--|
| 68B | Enter dollar value of additional feed purchased for the current program year, calculated by multiplying: <ul style="list-style-type: none"> • item 64 from CCC-851, times • item 65 from CCC-851. <p>Note: If an entry is entered in CCC-851, item 68, then item 68 must be used in this calculation instead of item 64.</p> |
| 68C | Enter dollar value of additional feed purchased for 1 year before the current program year, calculated by multiplying: <ul style="list-style-type: none"> • item 62 from CCC-851, times • item 65 from CCC-851. <p>Note: If an entry is entered in CCC-851, item 66, then item 66 must be used in this calculation instead of item 62.</p> |
| 68D | Enter dollar value of additional feed purchased for the second year before the current program year, calculated by multiplying: <ul style="list-style-type: none"> • item 63 from CCC-851, times • item 65 from CCC-851. <p>Note: If an entry is entered in CCC-851, item 67, then item 67 must be used in this calculation instead of item 63.</p> |
| 68E | <p>No entry required by user. The average of items 68C and 68D to determine the average feed cost for the past 2 years is calculated by dividing:</p> <ul style="list-style-type: none"> • the sum of items 68C and 68D, by • 2 years. |
| 68F | Enter number of days grazing was lost for the loss event listed in item 67C. |

--*


176 CCC-851-1, Part G - Additional Feed Purchased Above Normal Screen (Continued)

C Action (Continued)

| Item | Instruction |
|------|--|
| 68G | <p>Enter 150-calendar-day feed cost for the livestock for which additional feed was purchased above normal according to the following:</p> <ul style="list-style-type: none"> • for additional feed purchased because of a nonfire weather event or loss condition, as indicated with “N” in item 67A, that occurred: <ul style="list-style-type: none"> • inside the normal grazing period, indicated with an “I” in item 67D, enter sum of item 13 for the applicable livestock groups listed in item 67B • outside the normal grazing period, indicated with an “O” in item 67D, enter sum of item 13 for the applicable livestock groups listed in item 67B • for additional feed purchased because of a wildfire on non-Federal land, as indicated with “F” in item 67A, that occurred: <ul style="list-style-type: none"> • inside the normal grazing period, indicated with an “I” in item 67D, enter sum of item 46 for the applicable livestock groups listed in item 67B • outside the normal grazing period, indicated with an “O” in item 67D, enter sum of item 46 for the applicable livestock groups listed in item 67B. <p>Result will be rounded to the nearest whole number.</p> <p>Important: If the user needs to enter a subsequent type of additional feed purchased for the same livestock group in item 67B, ENTER “\$0.00” in this item.</p> |
| 68H | <p>No entry required by user. Value of livestock feed needs during the eligible adverse weather event or loss condition is calculated by multiplying:</p> <ul style="list-style-type: none"> • item 68F, times • result of dividing: <ul style="list-style-type: none"> • item 68G, by • 150 calendar days. <p>Result will be rounded to the nearest whole number.</p> |
| 69 | <p>No entry required by user. Value of eligible purchases of additional livestock feed purchased above normal quantities calculated using the lessor of either of the following:</p> <ul style="list-style-type: none"> • item 68H, or • result of subtracting: <ul style="list-style-type: none"> • item 68B, minus • item 68E. |

176 CCC-851-1, Part G - Additional Feed Purchased Above Normal Screen (Continued)

C Action (Continued)

| Item | Instruction |
|------|---|
| | To enter another “Type of Additional Feed Purchased Above Normal”: <ul style="list-style-type: none"> • on the left of the screen, CLICK “” • CLICK “Insert tbl_ccc851 after” • repeat items 67A through 69. |
| 70 | No entry required by user. Value of additional feed purchased above normal to sustain eligible livestock, that was or would have been grazing eligible nonfire affected grazing land during the grazing period , by adding the results in item 69 for all rows with “N” in item 67A and an “I” in item 67D. |
| 71 | No entry required by user. Value of the feed needs during the event for eligible livestock that was or would have been grazing eligible nonfire affected grazing land during the grazing period , is calculated by adding the results in item 68H for all rows with “N” in item 67A and an “I” in item 67D. |
| 72 | No entry required by user. Item is equal to the smaller of item 70 or 71. |
| 73 | No entry required by user. National payment factor is either of the following: <ul style="list-style-type: none"> • 60 percent for producers who checked (✓) CCC-851, item 5B, “NO” • 90 percent for producers who checked (✓) CCC-851, item 5B, “YES”. |
| 74 | No entry required by user. The nonfire payment amount for additional feed purchased above normal quantities because of an eligible adverse weather event or loss condition that occurs during the normal grazing period is calculated by multiplying: <ul style="list-style-type: none"> • item 72, times • item 73. Result will be rounded to the nearest whole number. |
| 75 | Enter amount of compensation included in the total amount of reductions from *--CCC-851, item 82, received from other disaster assistance programs for the--* same feed losses for additional feed purchased above normal quantities listed in item 68A, because of a nonfire event that occurs during the normal grazing period. |
| 76 | No entry required by user. The net payment for additional feed purchased above normal quantities, because of a nonfire event that occurs during the normal grazing period is calculated by subtracting: <ul style="list-style-type: none"> • item 74, minus • item 75. |

176 CCC-851-1, Part G - Additional Feed Purchased Above Normal Screen (Continued)

C Action (Continued)

| Item | Instruction |
|------|---|
| 77 | No entry required by user. Value of additional feed purchased above normal to sustain eligible livestock, that was or would have been grazing eligible nonfire affected grazing land outside the grazing period , is calculated by adding the results in item 69 for all rows with “N” in item 67A and an “O” in item 67D. |
| 78 | No entry required by user. Value of the feed needs during the event for eligible livestock that was or would have been grazing eligible nonfire affected grazing land outside the grazing period , is calculated by adding the results in item 68H for all rows with “N” in item 67A and an “O” in item 67D. |
| 79 | No entry required by user. Item is equal to the smaller of item 77 or 78. |
| 80 | No entry required by user. National payment factor is either of the following: <ul style="list-style-type: none"> • 60 percent for producers who checked (✓) CCC-851, item 5B, “NO” • 90 percent for producers who checked (✓) CCC-851, item 5B, “YES”. |
| 81 | No entry required by user. The nonfire payment amount for additional feed purchased above normal quantities because of an eligible adverse weather event or loss condition that occurs outside the normal grazing period calculated by multiplying: <ul style="list-style-type: none"> • item 79, times • item 80. Result will be rounded to the nearest whole number. |
| 82 | Enter amount of compensation included in the total amount of reductions from CCC-851, item 81, received from other disaster assistance programs for the same feed losses for additional feed purchased above normal quantities listed in item 68A, because of a nonfire event that occurs outside the normal grazing period. |
| 83 | No entry required by user. The net payment for additional feed purchased above normal quantities because of a nonfire event that occurs outside the normal grazing period is calculated by subtracting: <ul style="list-style-type: none"> • item 81, minus • item 82. |

177 CCC-851-1, Part H - Grazing Loss Versus Additional Feed Purchased Above Normal (Continued)

C Action

All items in Part H are prefilled, so the user is **not** required to make manual entries. The following table provides the calculations in Part H.

| Item | Instruction |
|------|---|
| 91 | No entry required by user. Item is equal to the larger of item 37 or 76. |
| 92 | No entry required by user. Item is equal to the larger of item 51 or 90. |
| 93 | No entry required by user. Item is equal to the amount in item 83 |
| 94 | <p>No entry required by user. Total payment for all grazing losses or additional feed purchased above normal during and outside the grazing period, because of a fire and nonfire eligible adverse weather event or loss condition is calculated by adding:</p> <ul style="list-style-type: none"> • item 91, plus • item 92, plus • item 93. |
| | <p>Click 1 of the following at the:</p> <ul style="list-style-type: none"> • bottom of the screen, click either of the following: <ul style="list-style-type: none"> • “Continue to Part I”, to go to Part I – Water Transporting • “Back to Part F”, to go to Part F - Purchased and Produced, Feed Lost and Additional Expenses Screen • top of the screen, the appropriate tab to enter applicable loss data into another CCC-851-1 part. |

178 CCC-851-1, Part I - Water Transporting Screen

A Introduction

The Part I - Water Transporting Screen allows users to enter information for losses resulting from transporting water to eligible livestock from CCC-851, Part J, items 69 through 75, as applicable.

B Example of Part I - Water Transporting Screen

The following is an example of the Part I - Water Transporting Screen.

| | | | | | | | | | |
|------------------|--------|--------|------------|--------|--------|------------|--------|------------|-------------------|
| Application Info | Part A | Part B | Part C & D | Part E | Part F | Part G & H | Part I | Part J & K | Submit/Save/Print |
|------------------|--------|--------|------------|--------|--------|------------|--------|------------|-------------------|

PART I – WATER TRANSPORTING

State Code - County Code: -
 Participant's Name:
 Program Year:
 Application No:

If applicable, enter the application data for WATER TRANSPORTING below:

Note: Click and then "Insert tbl_ccc851" after" to add another line.

What method did the producer use to transport water to eligible livestock? (Only one can apply):
 Personal Labor or Equipment
 Hired Labor or Rented Equipment
 Contracted Water Transportation

| 95. Livestock Group | 96. Livestock Inventory | 97. Animal Unit (AU) Conversion Factor | 98. Daily Water Requirement | 99A. National Average Price Per Gallon | 100. Value of 150 Days of Water Hauling |
|------------------------|----------------------------|--|--------------------------------|---|--|
| A | 1,000 | 1.00 | 18 | \$0.035 | \$94,500 |

101. Total Gallons of Water Transported

102. National Average Price Per Gallon

103. Value of Total Gallons of Water Transported

104. Total Calculated Payment for 150 Days of Water Transporting

105. Payment for Water Transporting

106. National Payment Factor

107. Calculated Payment for Water Transporting

178 CCC-851-1, Part I - Water Transporting Screen (Continued)

C Action

The following table provides instructions for completing the Part I - Water Transporting Screen.

| Item | Instruction |
|------|---|
| | <p>Select the method the producer used to transport water to eligible livestock, by clicking the applicable radio button.</p> <div style="border: 1px solid black; padding: 5px; margin-top: 10px;"> <p>What method did the producer use to transport water to eligible livestock? (Only one can apply)</p> <p> <input type="radio"/> Personal Labor or Equipment <input type="radio"/> Hired Labor or Rented Equipment <input type="radio"/> Contracted Water Transportation </p> </div> |
| 95 | <p>*--Enter sequential corresponding letter from CCC-851, item 69, for each--* livestock kind, type, and weight range for which the loss occurred from CCC-851, item 18.</p> <p>Note: Multiple livestock groups may be entered.</p> |
| 96 | <p>Enter total number of eligible livestock, from CCC-851, item 19, in inventory on the beginning date of the eligible loss condition.</p> <p>Note: If there is an entry in CCC-851, item 21, then item 21 must be used instead of item 19.</p> |
| 97 | <p>No entry required by user. The AU conversion factor from Part A, item 8, is used for this item, and has been provided from Exhibit 16, for the corresponding *--livestock groups entered in item 95.</p> |
| 98 | <p>Enter daily water requirement, provided in subparagraph 52 B for the corresponding livestock groups entered in item 95.</p> |
| 99 | <p>No entry required by user. Item equals the national average price per gallon, as provided in subparagraph 52 A.</p> |
| 100 | <p>No entry required by user. Value of 150 calendar days of water hauling is calculated by multiplying:</p> <ul style="list-style-type: none"> • item 96, times • item 97, times • item 98, times • item 99, times • 150 calendar days. <p>The results will be rounded to the nearest whole dollar.</p> |
| 101 | <p>Enter total gallons of water transported calculated by:</p> <ul style="list-style-type: none"> • sum of all entries from CCC-851, item 73, times • CCC-851, item 74. <p>Note: If there is an entry in CCC-851, item 75, then item 75 must be used instead of item 73.--*</p> |

178 CCC-851-1, Part I - Water Transporting Screen (Continued)

C Action (Continued)

| Item | Instruction |
|------|---|
| 102 | No entry required by user. Item equals the national average price per gallon, as provided in subparagraph 52 A. |
| 103 | <p>No entry required by user. Value of the total gallons of water transported is calculated by multiplying:</p> <ul style="list-style-type: none"> • item 101, times • item 102. <p>The results will be rounded to the nearest whole dollar.</p> |
| 104 | No entry required by user. Calculated payment for 150 calendar days of water transporting is calculated by adding the results in item 100. |
| 105 | No entry required by user. Item equals the smaller of item 103 or 104. |
| 106 | <p>No entry required by user. National payment factor is either of the following:</p> <ul style="list-style-type: none"> • 60 percent for producers who checked (✓) CCC-851, item 5B, “NO” • 90 percent for producers who checked (✓) CCC-851, item 5B, “YES”. |
| 107 | <p>No entry required by user. Total calculated payment for water transporting is calculated by multiplying:</p> <ul style="list-style-type: none"> • item 105, times • item 106. |
| | <p>Click 1 of the following at the:</p> <ul style="list-style-type: none"> • bottom of the screen, click either of the following: <ul style="list-style-type: none"> • “Continue to Part J & K”, to go to Part J - Cattle Tick Fever Screen or Part K - Payments • “Back to Part G & H”, to go to Part G & H – Additional Feed Purchased Above Normal Screen or Part H - Grazing Loss Versus Additional Feed Purchased Above Normal Screen • top of the screen, the appropriate tab to enter applicable loss data into another CCC-851-1 part. |

179 CCC-851-1, Part J - Cattle Tick Fever Screen

A Introduction

The Part J - Cattle Tick Fever Screen allows users to enter information for losses resulting *--from cattle tick fever from CCC-851, Part K, items 76 through 80, as applicable.--*

B Example of Part J - Cattle Tick Fever Screen

The following is an example of the Part J - Cattle Tick Fever Screen.

| | | | | | | | | | |
|------------------|--------|--------|------------|--------|--------|------------|--------|------------|-------------------|
| Application Info | Part A | Part B | Part C & D | Part E | Part F | Part G & H | Part I | Part J & K | Submit/Save/Print |
|------------------|--------|--------|------------|--------|--------|------------|--------|------------|-------------------|

PART J -- CATTLE TICK FEVER

State Code - County Code: 01 - 001 Participant's Name: Producer A Program Year: 2019 Application No: 1

If applicable, enter the application data for CATTLE TICK FEVER below:


Note: Click and then "Insert tbl_ccc851 after" to add another line.

| 108. Livestock Group | 109. Date of Treatment/Inspection (MM-DD-YYYY) | 110. Number of Livestock Treated | 111. Payment Rate established for Cattle Tick Fever | 112. Total loss for Cattle Tick Fever |
|---|--|--|---|--|
| Cattle(All Ages) | 07/12/2019 | 100 | \$8.00 | \$800 |
| 113. Total Calculated Payment for Cattle Tick Fever | | \$800 | | |
| 114. National Payment Factor | | 0.6000 | | |
| 115. Calculated Payment for Cattle Tick Fever | | \$480 | | |

179 CCC-851-1, Part J - Cattle Tick Fever Screen (Continued)

C Action

The following table provides instructions for completing the Part J - Cattle Tick Fever Screen.

| Item | Instructions |
|------|---|
| 108 | <p>*--Enter sequential corresponding letter from CCC-851, item 76, for each--* livestock kind, type, and weight range for which the loss occurred from CCC-851, item 18.</p> <p>Note: Multiple livestock groups may be entered.</p> |
| 109 | <p>*--Enter date (mm-dd-yy) of treatment or inspection from CCC-851, item 77, for the applicable livestock entered in item 76.--*</p> |
| 110 | <p>Enter number of livestock treated from CCC-851, item 77, for the applicable livestock entered in item 75.</p> |
| 111 | <p>*--No entry required by user. The payment rate provided in paragraph 56, for the applicable livestock entered in item 108.--*</p> |
| 112 | <p>No entry required by user. Total loss for cattle tick fever is calculated by multiplying:</p> <ul style="list-style-type: none"> • item 110, times • item 111. <p>The results will be rounded to the nearest whole dollar.</p> |
| | <p>To enter another “Livestock Group”:</p> <ul style="list-style-type: none"> • on the left of the screen, CLICK “” • CLICK “Insert tbl_ccc851 after” • repeat item 108 through 112. |
| 113 | <p>No entry required by user. Calculated payment for cattle tick fever is calculated by adding the results in item 112</p> |
| 114 | <p>No entry required by user. National payment factor is either of the following:</p> <ul style="list-style-type: none"> • 60 percent for producers who checked (✓) CCC-851, item 5B, “NO” • 90 percent for producers who checked (✓) CCC-851, item 5B, “YES”. |
| 115 | <p>No entry required by user. Total calculated payment for cattle tick fever is calculated by multiplying:</p> <ul style="list-style-type: none"> • item 113, times • item 114. |

180 CCC-851-1, Part K - Payments

A Introduction

The Part K - Payments Screen provides the net calculated payment based on data entered into CCC-851-1.

Note: No entry is required by the user.

B Example of Part K - Payments

The following is an example of the Part K – Payments Screen.

The screenshot shows a web form titled "PART K - PAYMENTS". It contains a single input field with the label "116. Total Net Calculated Payment Amount" and the value "\$773". Below the input field are two buttons: "< Back to Part I" and "Submit/Save/Print >".

C Action

The item in Part K is prefilled; therefore, the user is **not** required to make a manual entry. The following table provides the calculation in Part .

| Item | Instruction |
|------|---|
| 116 | <p>No entry required by user. Total net calculated payment amount is calculated by adding:</p> <ul style="list-style-type: none"> • item 66, plus • item 94, plus • item 107, plus • item 115. |
| | <p>Click 1 of the following at the:</p> <ul style="list-style-type: none"> • bottom of the screen, click either of the following: <ul style="list-style-type: none"> • “Submit/Save/Print”, to: <ul style="list-style-type: none"> • view the printable version of CCC-851-1 • submit CCC-851-1 to the ELAP database • save and/or print CCC-851-1 • “Back to Part J”, to go to Part I - Water Transporting Screen • top of the screen, the appropriate tab to enter applicable loss data into another CCC-851-1 part. |

181 Submitting, Saving, and Printing the Automated CCC-851-1 (Continued)

B Example of * * * CCC-851-1 (Continued)

*--

| CCC-851-1 (02-27-20) | | | | | | | | | | | | | Page 3 of 5 |
|---|----------------------------|--|--|--|---|--|---|---|--|--|---|--|-------------|
| PART F - PURCHASED AND PRODUCED, FEED LOST AND ADDITIONAL EXPENSES | | | | | | | | | | | | | |
| 52A. Fire or Non- Fire? (F or N) | 52B. Livestock Group | 53. Type of Purchased and/or Produced Feed Lost and Additional Feed Expenses | | | | | | | | 54. Quantity Lost | 55. Value of Purchased or Produced Feed Lost and Additional Feed Expenses | | |
| | | | | | | | | | | | \$ | | |
| | | | | | | | | | | | \$ | | |
| | | | | | | | | | | | \$ | | |
| | | | | | | | | | | | \$ | | |
| 56. Non-Fire-Value of Purchased and Produced Feed Lost and Additional Feed Expenses (sum of applicable Item(s) 55) | | | | | | | | | | \$ | | | |
| 57. Non-fire 150-Day Livestock Feed Cost (Sum of applicable Item(s) 13) | | | | | | | | | | \$ | | | |
| 58. Enter the smaller of Item 56 or Item 57 | | | | | | | | | | \$ | | | |
| 59. Fire-Value of Purchased and Produced Feed Lost and Additional Feed Expenses (sum of applicable Item(s) 55) | | | | | | | | | | \$ | | | |
| 60. Fire 180-Day Livestock Feed Cost (Sum of applicable Item(s) 46) | | | | | | | | | | \$ | | | |
| 61. Enter the smaller of Item 59 or Item 60 | | | | | | | | | | \$ | | | |
| 62. Total Value of Purchase and Produced Feed Lost and Additional Feed Expenses (Items 58 + 61) | | | | | | | | | | \$ | | | |
| 63. National Payment Factor | | | | | | | | | | | | | |
| 64. Calculated Payment for Purchased & Produced Feed Lost and Additional Feed Expenses (Items 62 x 63) | | | | | | | | | | \$ | | | |
| 65. Reductions for Purchased and Produced Feed Losses and Additional Feed Expenses | | | | | | | | | | \$ | | | |
| 66. Net Calculated Payment for Purchased & Produced Feed Lost & Additional Feed Expenses (Items 64 minus 65): | | | | | | | | | | \$ | | | |
| PART G - ADDITIONAL FEED PURCHASED ABOVE NORMAL | | | | | | | | | | | | | |
| 67A. Fire or Non-Fire? (F or N) | 67B. Livestock Group | 67C. Qualifying Weather Event | 67D. Inside or Outside of Grazing Period? (I/O) | 68A. Type of Additional Feed Purchased Above Normal | 68B. Cost of Feed Purchased in Application Year | 68C. Cost of Feed Purchased in 1 Year Prior | 68D. Cost of Feed Purchased in 2 Years Prior | 68E. Average Cost of Prior Years Feed Purchased (Average of Items 73C and 73D) | 68F. Number of Days Grazing Lost (NTE 150 Days) | 68G. 150/180-Day Feed Cost for the Livestock (Sum of applicable Item(s) 13 or 50) | 68H. Value of Feed Needs During Event (Item 68F x Item 68G/150 Days) | 69. Eligible Purchases of Additional Livestock Feed (Lessor of 73H or Items 73B minus 73E) | |
| | | | | | \$ | \$ | \$ | \$ | | \$ | \$ | \$ | \$ |
| | | | | | \$ | \$ | \$ | \$ | | \$ | \$ | \$ | \$ |
| | | | | | \$ | \$ | \$ | \$ | | \$ | \$ | \$ | \$ |
| | | | | | \$ | \$ | \$ | \$ | | \$ | \$ | \$ | \$ |
| | | | | | \$ | \$ | \$ | \$ | | \$ | \$ | \$ | \$ |
| 70. Non-Fire, During Grazing Period - Additional Feed Purchased Above Normal (sum of applicable Item(s) 79) | | | | | | | | | | | | \$ | |
| 71. Non-Fire, During Grazing Period - Value of Feed Needs During Event (Sum of applicable Item(s) 68H) | | | | | | | | | | | | \$ | |
| 72. Enter the smaller of Item 70 or Item 71 | | | | | | | | | | | | \$ | |
| 73. National Payment Factor | | | | | | | | | | | | | |
| 74. Non-Fire, During Grazing Period - Calculated Payment for Additional Feed Purchased Above Normal (Items 72 x 73) | | | | | | | | | | | | \$ | |
| 75. Reductions - Non-Fire, During Grazing Period - Additional Feed Purchased Above Normal | | | | | | | | | | | | \$ | |
| 76. Non-Fire, During Grazing Period - Net Calculated Payment for Additional Feed Purchased Above Normal (Items 74 minus 75) | | | | | | | | | | | | \$ | |
| 77. Non-Fire, Outside Grazing Period - Additional Feed Purchased Above Normal (sum of applicable Item(s) 69) | | | | | | | | | | | | \$ | |
| 78. Non-Fire, Outside Grazing Period - 150-day Livestock Feed Cost (Sum of applicable Item(s) 13) | | | | | | | | | | | | \$ | |
| 79. Enter the smaller of Item 77 or Item 78 | | | | | | | | | | | | \$ | |
| 80. National Payment Factor | | | | | | | | | | | | | |
| 81. Non-Fire, Outside Grazing Period - Calculated Payment for Additional Feed Purchased Above Normal (Items 79 x 80) | | | | | | | | | | | | \$ | |

--*

181 Submitting, Saving, and Printing the Automated CCC-851-1 (Continued)

B Example of * * * CCC-851-1 (Continued)

*--

| | | | | | | |
|--|----------------------------|--|--------------------------------|--|---|-------------|
| CCC-851-1 (02-27-20) | | | | | | Page 4 of 5 |
| PART G ADDITIONAL FEED PURCHASED ABOVE NORMAL (Continued) | | | | | | |
| 82. Reductions, Non-Fire, Outside Grazing Period - Additional Feed Purchased Above Normal | | | | | | \$ |
| 83. Non-Fire, Outside Grazing Period - Net Calculated Payment for Additional Feed Purchased Above Normal (Items 81 minus 82) | | | | | | \$ |
| 84. Fire - Additional Feed Purchased Above Normal (sum of applicable Item(s) 69) | | | | | | \$ |
| 85. Fire 180-Day Livestock Feed Cost (Sum of applicable Item(s) 68G) | | | | | | \$ |
| 86. Enter the smaller of Item 84 or Item 85 | | | | | | \$ |
| 87. National Payment Factor | | | | | | |
| 88. Fire - Calculated Payment for Additional Feed Purchased Above Normal (Items 86 x 87) | | | | | | \$ |
| 89. Reductions - Fire Additional Feed Purchased Above Normal | | | | | | \$ |
| 90. Fire Net Calculated Payment for Additional Feed Purchased Above Normal (Items 88 minus 89) | | | | | | \$ |
| PART H GRAZING LOSS VERSUS ADDITIONAL FEED PURCHASED ABOVE NORMAL | | | | | | |
| 91. Non-Fire, During Grazing Period - Enter the larger of Item 37 or Item 76 | | | | | | \$ |
| 92. Fire - Enter the larger of Item 51 or Item 90 | | | | | | \$ |
| 93. Non-Fire, Outside Grazing Period - Calculated Payment for Additional Feed Purchased Above Normal (Item 83) | | | | | | \$ |
| 94. Total Calculated Payment for All Grazing Losses or Additional Feed Purchases - Fire and Non-Fire (Items 91 + 92 + 93) | | | | | | \$ |
| PART I WATER TRANSPORTING | | | | | | |
| 95. Livestock Group | 96. Livestock Inventory | 97. Animal Unit (AU) Conversion Factor | 98. Daily Water Requirement | 99. National Average Price Per Gallon | 100. Value of 150 Days of Water Hauling (Items 96 x 97 x 98 x 99 x 150 days) | |
| | | | | | \$ | |
| | | | | | \$ | |
| | | | | | \$ | |
| | | | | | \$ | |
| | | | | | \$ | |
| 101. Total Gallons of Water Transported | | | | | | |
| 102. National Average Price Per Gallon | | | | | | \$ |
| 103. Value of Total Gallons of Water Transported (Item 101 x Item 102) | | | | | | \$ |
| 104. Total Calculated Payment for 150 Days of Water Transporting (Total of Item 100) | | | | | | \$ |
| 105. Payment for Water Transporting (smaller of Item 103 or Item 104) | | | | | | |
| 106. National Payment Factor | | | | | | |
| 107. Calculated Payment for Water Transporting (Item 105 x 106) | | | | | | \$ |

--*

181 Submitting, Saving, and Printing the Automated CCC-851-1 (Continued)

B Example of * * * CCC-851-1 (Continued)

*--

| | | | | |
|--|--|---|---|---|
| CCC-851-1 (02-27-20) | | | | Page 5 of 5 |
| PART J – CATTLE TICK FEVER | | | | |
| 108. Livestock Group | 109. Date of Treatment/ Inspection (MM-DD-YYYY) | 110. Number of Livestock Treated/Inspected | 111. Payment Rate established for Cattle Tick Fever | 112. Total loss for Cattle Tick Fever (Items 110 x 111) |
| | | | | \$ |
| | | | | \$ |
| | | | | \$ |
| | | | | \$ |
| | | | | \$ |
| 113. Total Calculated Payment for Cattle Tick Fever (Total of Item 112) | | | | \$ |
| 114. National Payment Factor | | | | |
| 115. Calculated Payment for Cattle Tick Fever (Items 113 x 114) | | | | \$ |
| PART K - PAYMENTS | | | | |
| 116. Total Net Calculated Payment Amount (Items 66 + 94 + 107 + 115) | | | | \$ |
| 117A. Preparer's Name | 117B. Preparer's Initials | 117C. Title | 117D. Date (MM-DD-YYYY) | |
| 118A. 2 nd Party Review Name | 118B. 2 nd Party Review Initials | 118C. Title | 118D. Date (MM-DD-YYYY) | |
| <p><i>In accordance with Federal civil rights law and U.S. Department of Agriculture (USDA) civil rights regulations and policies, the USDA, its Agencies, offices, and employees, and institutions participating in or administering USDA programs are prohibited from discriminating based on race, color, national origin, religion, sex, gender identity (including gender expression), sexual orientation, disability, age, marital status, family/parental status, income derived from a public assistance program, political beliefs, or reprisal or retaliation for prior civil rights activity, in any program or activity conducted or funded by USDA (not all bases apply to all programs). Remedies and complaint filing deadlines vary by program or incident.</i></p> <p><i>Persons with disabilities who require alternative means of communication for program information (e.g., Braille, large print, audiotape, American Sign Language, etc.) should contact the responsible Agency or USDA's TARGET Center at (202) 720-2600 (voice and TTY) or contact USDA through the Federal Relay Service at (800) 877-8339. Additionally, program information may be made available in languages other than English.</i></p> <p><i>To file a program discrimination complaint, complete the USDA Program Discrimination Complaint Form, AD-3027, found online at http://www.ascr.usda.gov/complaint_filing_cust.html and at any USDA office or write a letter addressed to USDA and provide in the letter all of the information requested in the form. To request a copy of the complaint form, call (866) 632-9992. Submit your completed form or letter to USDA by: (1) mail: U.S. Department of Agriculture Office of the Assistant Secretary for Civil Rights 1400 Independence Avenue, SW Washington, D.C. 20250-9410; (2) fax: (202) 690-7442; or (3) email: program.intake@usda.gov. USDA is an equal opportunity provider, employer, and lender.</i></p> | | | | |

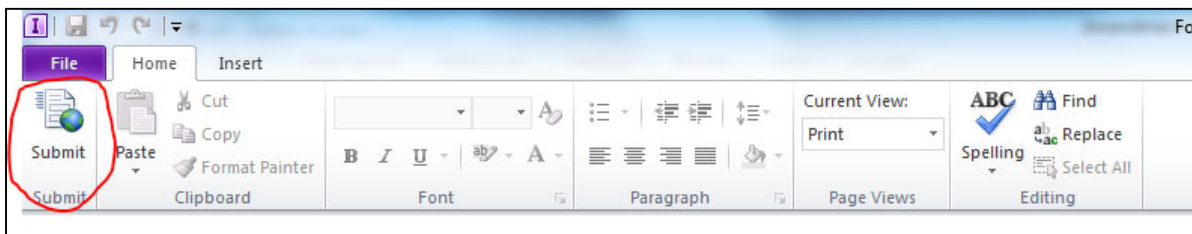
--*

181 Submitting, Saving, and Printing the Automated CCC-851-1 (Continued)

C Submitting CCC-851-1 to the ELAP Database

The only way to submit CCC-851-1 to the ELAP database is to CLICK “Submit” as follows.

Important: CCC-851-1 will no longer automatically be saved to the ELAP database as previously provided. To submit CCC-851-1 to the ELAP database, users **must** CLICK “Submit” when viewing CCC-851-1 in print view.



This form is available electronically.

| | | | | | | | | |
|--|---|--|---------------------------------------|---|--|----------------------------------|---|--|
| CCC-851-1 (11-25-14) | | U.S. DEPARTMENT OF AGRICULTURE Commodity Credit Corporation | | 1. State and County Code 01 001 | | 2. Producer's Name Producer A | | |
| Emergency Loss Assistance for Livestock Payment Calculation Worksheet | | | | 3. Program Year 2014 | | 4. Application Number 1 | | |
| PART A - LIVESTOCK FORAGE INFORMATION – GRAZING LOSS – Non-Fire | | | | | | | | |
| 5. Livestock Group | 6. Livestock Kind/Type and Weight Range | 7. Livestock Inventory | 8. Animal Unit (AU) Conversion Factor | 9. Number of Days Grazing Lost (NTE 150 Days) | 10. Participant Share | 11. Daily Payment Rate Per Head | 12. Value of Livestock Feed Cost (Items 7 x 8 x 9 x 10 x 11) | 13. 150 Day Livestock Feed Cost (Items 7 x 8 x 10 x 11) x 150 Days |
| A | Beef-Adult-Cows and Bulls | 100 | 1.00 | 60 | 1.0000 | \$1.752 | \$10,512 | \$26,280 |
| 14. Total Value of Livestock Feed Cost (Total of Item 12) | | | | | | | \$10,512 | |
| PART B – FORAGE INFORMATION – GRAZING LOSS – Non-Fire – OWNED OR CASH LEASED LAND | | | | | | | | |
| 15. Livestock Group | 16. Pasture Type | 17. Acres | 18. Carrying Capacity | 19. Maximum Animal Units (AUs) (Item 17+18) | 20. Number of Days Grazing Lost (NTE 150 Days) | 21. Daily Payment Rate Per Head | 22. Value of Grazing Lost Based on Carrying Capacity (Items 19 x 20 x 21) | |

Reports, Forms, Abbreviations, and Redelegations of Authority

Reports

None

Forms

This table lists all forms referenced in this handbook.

| Number | Title | Display Reference | Reference |
|-------------------|---|-------------------|-------------------------|
| AD-1026 | Highly Erodible Land Conservation (HELIC) and Wetland Conservation (WC) Certification | | 103, 104, 200, 202, 215 |
| CCC-36 | Assignment of Payment | | 215 |
| CCC-37 | Joint Payment Authorization | | 215 |
| CCC-257 | Schedule of Deposit | | 1 |
| CCC-770 ELAP-1 | ELAP Livestock Checklist | 125 | 124 |
| CCC-770 ELAP-2 | ELAP Honeybee Checklist | 126 | 124 |
| CCC-770 ELAP-3 | ELAP Farm-Raised Fish Checklist | 127 | 124 |
| CCC-851 | Emergency Loss Assistance for Livestock Application | 120 | Text |
| CCC-851-1 | Emergency Loss Assistance for Livestock Payment Calculation Worksheet | 120 | Text |
| CCC-851-A | Continuation Sheet for Emergency Loss Assistance for Livestock Application | 120 | |
| CCC-855 | Emergency Assistance for Livestock, Honey Bees, and Farm Raised Fish Program (ELAP) and Livestock Forage Disaster Program (LFP) Lease Agreement Certification Statement | | Text |
| CCC-860 | Socially Disadvantaged, Limited Resource and Beginning and Veteran Farmer or Rancher Certification | | 79, 80, 104, 120, 121 |
| CCC-870 | Emergency Assistance for Livestock, Honeybees, and Farm-Raised Fish Program Colony Collapse Disorder Certification | 64.5 | 103, 104 |

Reports, Forms, Abbreviations, and Redelegations of Authority (Continued)

Forms (Continued)

| Number | Title | Display Reference | Reference |
|-----------|---|-------------------|------------------|
| CCC-901 | Members Information | | 1, 103, 104 |
| CCC-902 | Farm Operating Plan | | 2, 103, 104, 200 |
| CCC-934 | Emergency Loss Assistance for Farm-Raised Fish/Honey Bees Application | 121 | Text |
| CCC-934-1 | Emergency Loss Assistance for Farm-Raised Fish Losses Payment Calculation Worksheet | 122 | 67 |
| CCC-934-A | Continuation Sheet for Emergency Loss Assistance for Farm-Raised Fish/Honey Bees Application | 121 | 122 |
| CCC-941 | Average Adjusted Gross Income (AGI) Certification and Consent to Disclosure of Tax Information - Agricultural Act of 2014 | | 103, 104, 200 |
| FSA-578 | Report of Acreage | | 21, 43, 61, 103 |

Abbreviations Not Listed in 1-CM

The following abbreviations are not listed in 1-CM.

| Approved Abbreviation | Term | Reference |
|-----------------------|---|----------------|
| 2014 Farm Bill | Agricultural Act of 2014 (Pub. L. 113-79) | 1, 202 |
| AU | animal unit | Text, Ex. 16 |
| AUM | animal unit months | Text, Ex. 16 |
| CCD | Colony Collapse Disorder | 8, 62, 44, 121 |
| IPIA | Improper Payments Information Act of 2002 | 3, 104 |