FSA
HANDBOOK

Direct and Counter-Cyclical Automation

To access the transmittal page click on the short reference.

For State and County Offices

SHORT REFERENCE

2-DCP
(Revision 1)

UNITED STATES DEPARTMENT OF AGRICULTURE
Farm Service Agency
Washington, DC 20250

UNITED STATES DEPARTMENT OF AGRICULTURE
Farm Service Agency
Washington, DC 20250

Direct and Counter-Cyclical Automation 2-DCP (Revision 1)	Amendment 39

Approved by: Acting Deputy Administrator, Farm Programs

Bradley Karmen

Amendment Transmittal

A Reason for Amendment

Subparagraph 216.5 has been added to provide procedure for submitting payment authorization requests for 2009 through 2013 DCP and ACRE, and 2014 and 2015 CTAP.

Page Control Chart		
TC	**Text**	**Exhibit**
3, 4	5-16.1, 5-16.2 (add) 5-16.3 (add)	1, pages 1, 2

Table of Contents

Page No.

Part 1 Basic Provisions

1 Handbook Purpose, Related Handbooks, and Sources of Authority 1-1
2-10 (Reserved)

Part 2 CCC-509 Software

11 Overview 2-1
12-20 (Reserved)

Section 1 County Office Access

21 County Office Access to the DCP-ACRE Web Site 2-21
22 State, County, and Year Selection 2-24
23 Searching by Producer or Farm 2-25
24 SCIMS Customer Searches 2-27
25 Selecting CCC-509's – Farm Search – Farm Selection 2-28
26 Selecting Producers – CCC-509 Details 2-29
27 Assigning Producer Shares/Payment Selections 2-31
28 Consolidations by Producer 2-35
29 Consolidations by Crop 2-44
30 CCC-509's Automatically Canceled When Farm Maintenance Is Modified 2-46
30.5 SCIMS Changes 2-46.5
31 Approving Multiple CCC-509's 2-47
32 CCC Representative Electronic Approvals 2-51
33 Producer Violations 2-55
34 Producer Payment Selections 2-57
35 Reports 2-60
36 Nationwide Customer Service 2-64
37 Updating Signatures 2-68
38 Canceling CCC-509's by Farm 2-71
39-45 (Reserved)

Section 2 State Office Access

46 State Office Access to the DCP Web Site 2-75
47 State Report Selections 2-76
48 State Reports 2-77
49 Nationwide Customer Service 2-80
50 State Office Administrative Access 2-82
51-60 (Reserved)

Table of Contents (Continued)

Page No.

Part 2 CCC-509 Software (Continued)

Section 3 Producer Access

61 Producer Access to eDCP 2-97
62 CCC-509 Appendix 2-101
63 State, County, and Year Selection 2-102
64 Selecting CCC-509's – Farm Search – Farm Selection 2-104
65 Selecting Producers – CCC-509 Details 2-105
66 Assigning Producer Shares/Payment Selections 2-107
67 Consolidations by Producer 2-111
68 Consolidations by Crop 2-115
69 Printing 2-118
70 Producer Payment Selections 2-119
71 Producer Reports 2-122
72-85 (Reserved)

Part 3 (Reserved)

86-150 (Reserved)

Part 4 ACRE Elections

151 Overview 4-1
152-160 (Reserved)

Section 1 County Office Access

161 County Office Access to ACRE Election Web Site 4-21
162 ACRE Program Elections 4-24
163 Searching by Producer or Farm 4-25
164 SCIMS Customer Searches 4-27
165 Farm Selections 4-28
166 Producer Signatures 4-29
167 Automatic ACRE Election Cancellation When Farm Maintenance Is Modified 4-33
168 CCC-509ACRE Approval Process 4-34
169 CCC Representative Electronic Approvals 4-37
170 Reports 4-40
171 Nationwide Customer Service 4-42
172 Canceling Elections by Farm 4-45
173-182 (Reserved)

Table of Contents (Continued)

Page No.

Part 4 ACRE Elections (Continued)

Section 2 State Office Access

183 State Office Access to ACRE Election Web Site 4-61
184 State Report Selections 4-62
185 State Reports 4-63
186 Nationwide Customer Service 4-65
187 State Office Administrative Access 4-67
188-196 (Reserved)

Section 3 Producer Access

197 Producer Access to eACRE 4-81
198 State, County, and Year Selection 4-84
199 Select Election – Farm Search – Farm Selection 4-86
200 Producer Signatures 4-87
201 Printing 4-90
202 Producer Reports 4-91
203-209 (Reserved)

Part 5 DCP and ACRE Direct Payment Processing

Section 1 Program Payment Provisions

210 General Provisions 5-1
211 Payment Limitation Provisions 5-4
212 Payment Subsidiary Eligibility Provisions 5-5
213-215 (Reserved)

Section 2 DCP and ACRE Direct Payments

216 DCP Direct and CC, and ACRE Direct, Payments 5-13
216.5 DCP and ACRE Payment Processing for Crop Years 2009 Through 2013, and CTAP Payment Processing for Crop Years 2014 and 2015 ..... 5-16.1
217 Payment Processing 5-17
218 DCP-ACRE Payment Reports 5-21
219, 220 (Withdrawn--Amend. 25)
221 Estimated Calculated Payment Report Process 5-25
222-224 (Withdrawn--Amend. 25)
225-228 (Withdrawn--Amend. 19)
229-231 (Reserved)

Table of Contents (Continued)

Page No.

Part 5 DCP and ACRE Direct Payment Processing (Continued)

Section 2 DCP and ACRE Direct Payments (Continued)

232 Payment History Report - Detail 5-51
233, 234 (Withdrawn--Amend. 19)
235 (Withdrawn--Amend. 25)
236-239 (Reserved)

Section 3 Canceling DCP and ACRE Direct Payments

240 General Provisions for Canceling Payments 5-67
241-250 (Reserved)

Section 4 Overpayments

251 General Provisions for Overpayments 5-101
252 Collecting Overpayments 5-102
253 Charging Interest 5-104
254-258 (Withdrawn--Amend. 19)
259-264 (Reserved)

Part 6 (Reserved)

265-320 (Reserved)

Part 7 PRS

Section 1 Software Access

321 Accessing Software 7-1
322 PRS Main Menu 7-5
323 PRS Left Navigation Menu 7-7
324 Common Screens Used for All PRS Menu Options 7-8
325 State and County Selection 7-9
326 SCIMS Customer Search Screen 7-10
327 Select Farm Screen 7-11
328-331 (Reserved)

Page No.

Part 7 PRS (Continued)

Section 2 Adding or Editing Production Data

332 Production Data 7-21
333 Accessing the Add or Edit Production Data Option 7-23
334 Select Tract Screen 7-24
335 Tract Data Screen 7-25
336 Record Production Screen 7-28
337 Add Crop Screen 7-32
338 Editing Production Data 7-35
339 Edit Production Data Screen 7-36
340 Production Reporting System - Summary Screen 7-39
341-343 (Reserved)

Section 3 Printing, Certifying, Approving, and Canceling FSA-658

344 FSA-658 Process 7-51
345 Select Crop for FSA-658 Screen 7-52
346 FSA-658 7-54
347 Certification & Approval PRS Main Menu Option 7-55
348 Select Crop for Certification Screen 7-56
349 Certification & Approval Screen 7-58
350 Canceling FSA-658 Certification 7-61
351 (Reserved)

Section 3.5 Rollover

352 PRS Rollover Process 7-67
353 (Reserved)

Section 4 Reports

354 Reports 7-71
355-357 (Reserved)

Section 5 Bulk Approval

358 Bulk Approval 7-81
359-361 (Reserved)

Table of Contents (Continued)

Page No.

Part 7 PRS (Continued)

Section 6 Nationwide Customer Service Access

362 Nationwide Customer Service 7-91
363-365 (Reserved)

Section 7 State Office Access

366 State Office Access to ACRE PRS 7-101
367-370 (Reserved)

Table of Contents (Continued)

Page No.

Part 8 ACRE Crop Insurance Premiums

Section 1 Software Access

371 Accessing Software 8-1
372 Insurance - Main Menu 8-5
373-378 (Reserved)

Section 2 Add, Edit, or Cancel Insurance Data

379 State and County Selection Screen 8-21
380 Search by Producer or Farm Screen 8-22
381 SCIMS Customer Search Screen 8-24
382 Insurance - Select Farm Screen 8-25
383 Select Producer Screen 8-26
384 Crop Insurance Premium Screen 8-27
385 Crop Insurance Summary Screen 8-29
386 Confirmation Screen 8-34
387-393 (Reserved)

Section 3 Printing CCC-538

394 State and County Selection Screen 8-51
395 Search by Producer or Farm Screen 8-52
396 SCIMS Customer Search Screen 8-54
397 Insurance - Select Farm Screen 8-55
398-403 (Reserved)

Table of Contents (Continued)

Page No.

Part 8 ACRE Crop Insurance Premiums (Continued)

Section 4 Reports

404 Insurance Reports..... 8-67
405-407 (Reserved)

Section 5 Bulk County Office Signatures

408 Bulk Approve Screen..... 8-77
409-412 (Reserved)

Section 6 Nationwide Customer Service Access

413 Nationwide Customer Service 8-87
414-416 (Reserved)

Section 7 State Office Administrative Access

417 State Office Access to ACRE Crop Insurance System..... 8-97
418-420 (Reserved)

Table of Contents (Continued)

Page No.

Part 9 ACRE Designations

Section 1 Software Access

421 Accessing Software 9-1
422 ACRE Designation - Main Menu 9-5
423-428 (Reserved)

Section 2 Add, Edit, or Cancel Designations

429 State and County Selection Screen 9-21
430 Search by Producer or Farm Screen 9-22
431 SCIMS Customer Search Screen 9-24
432 Select Farm Screen 9-25
433 Add/Edit Designations Screen 9-26
434 ACRE Designation Summary Screen 9-31
435 Designations Confirmation Screen 9-37
436-443 (Reserved)

Section 3 Printing CCC-528

444 State and County Selection Screen 9-51
445 Search by Producer or Farm Screen 9-52
446 SCIMS Customer Search Screen 9-54
447 Select Farm Screen 9-55
448-453 (Reserved)

Section 4 Reports

454 Reports 9-67
455-460 (Reserved)

Section 5 Bulk County Office Signature

461 COF Signature Screen 9-87
462-467 (Reserved)

Table of Contents (Continued)

Page No.

Part 9 ACRE Designations (Continued)

Section 6 Nationwide Customer Service Access

468 Nationwide Customer Service 9-101
469-474 (Reserved)

Section 7 State Office Administrative Access

475 State Office Access to ACRE Designation System 9-117
476-570 (Reserved)

Part 10 ACRE ACRE Payment Processing

571 General Provisions 10-1
572 ACRE ACRE Payments 10-4
573 Payment Processing 10-6
574-577 (Reserved)
578 ACRE-ACRE Estimated Calculated Payment Report 10-13

Exhibits

1 Reports, Forms, Abbreviations, and Redelegations of Authority
2 Definitions of Terms Used in This Handbook
3 Screen Index
4, 5 (Reserved)
6 DCP Direct, DCP CC, and ACRE Direct Troubleshooting Guide
7 (Reserved)
8 DCP Direct Payment Rates
9 ACRE Direct Payment Rates
10 DCP CC Payment Rates
11-24 (Reserved)
25 Marketing Year Average Prices and ACRE Guarantee Prices
26 Actual State Yield
27 Benchmark State Yield
28 ACRE Prices and Values
29 State Trigger
30 State Rates
31 (Reserved)
32 ACRE ACRE Troubleshooting Guide

Part 1 Basic Provisions

1 Handbook Purpose, Related Handbooks, and Sources of Authority

A Handbook Purpose

This handbook provides instructions for:

- using 2008 and future web-based CCC-509's
- issuing 2009 and future DCP payments, including direct and CC payments.

B Related Handbooks

The following FSA handbooks are related to DCP-ACRE applications and payments.

IF question is about…	THEN see…
appeals	1-APP.
signature requirement, power of attorney, and maintaining the name and address file common provisions	1-CM.
constitution of farms	2-CM.
maintaining farm, tract, and crop data through maintenance	3-CM.
acreage determinations	2-CP.
payment reductions and violations	4-CP.
HEL and WC provisions	6-CP.
equitable relief	7-CP.
administering DCP	1-DCP.
depositing remittances	3-FI.
accounting payment process	6-FI.
claims and withholdings	58-FI.
handling prompt payment interest penalties	61-FI.
reporting data to IRS	62-FI.
assignments and joint payees	63-FI.
--establishing and reporting receivables in NRRS--	64-FI.
* * *	* * *
information available to the public	2-INFO.
payment limitations	1-PL.
subsidiary files	2-PL.
web-based subsidiary files	*--3-PL (Rev. 1).--*

1 Handbook Purpose, Related Handbooks, and Sources of Authority (Continued)

C Sources of Authority

--**Authority for 2008 through 2012 DCP and ACRE is mandated by the Food, Conservation,**--
and Energy Act of 2008 (Pub. L. 110-246).

2-10 (Reserved)

Part 2 CCC-509 Software

11 Overview

A Basic Information

CCC-509 software is intuitive web-based software with a centralized database. CCC-509's will be updated by:

- County Office employees
- State Office employees that have requested access to DCP-ACRE

  Note: All State and County Office employees that have requested access to DCP-ACRE will be able to load a nationwide customer service application, which means that any user can load CCC-509's for any customer nationwide.

- FSA customers with Internet and eAuthentication level 2 security accesses; see Part 3 for additional information.

  Notes: Producers will **not** be able to make modifications to CCC-509's that have been submitted. All CCC-509 modifications **must** be processed by County Office personnel.

  Producers with eAuthentication level 2 security access, **and** a representative role established in RLMS, have the ability to view and modify CCC-509's on behalf of the producer they are representing.

CCC-509 software will read farm and tract maintenance files.

--**Exhibit 6 provides a guide for troubleshooting DCP direct, DCP CC, and ACRE direct problems. Use this guide before submitting problems to the State or National Office.**--

B Definitions

In this part, <u>user</u> means County Office employees and producers **except** where specifically noted.

<u>Home county</u> means administrative county in the web-based environment.

12-20 (Reserved)

*--21 County Office Access to the DCP-ACRE Web Site

A Accessing the DCP-ACRE Web Site

To access the DCP-ACRE Home Page, go to FSA's Applications Intranet web site at **http://intranet.fsa.usda.gov/fsa/FSAIntranet_applications.html**. Under Production Adjustment & Disaster Programs, CLICK "**DCP – Direct and Counter-Cyclical Program**".

Note: Internet Explorer shall be used when accessing the DCP-ACRE Home Page.

B DCP Login Screen

After user clicks, "DCP – Direct and Counter-Cyclical Program", user will be prompted with the following Direct and Counter Cyclical (DCP) Program, DCP-ACRE Login Screen. CLICK "**DCP-ACRE Login**" to continue.

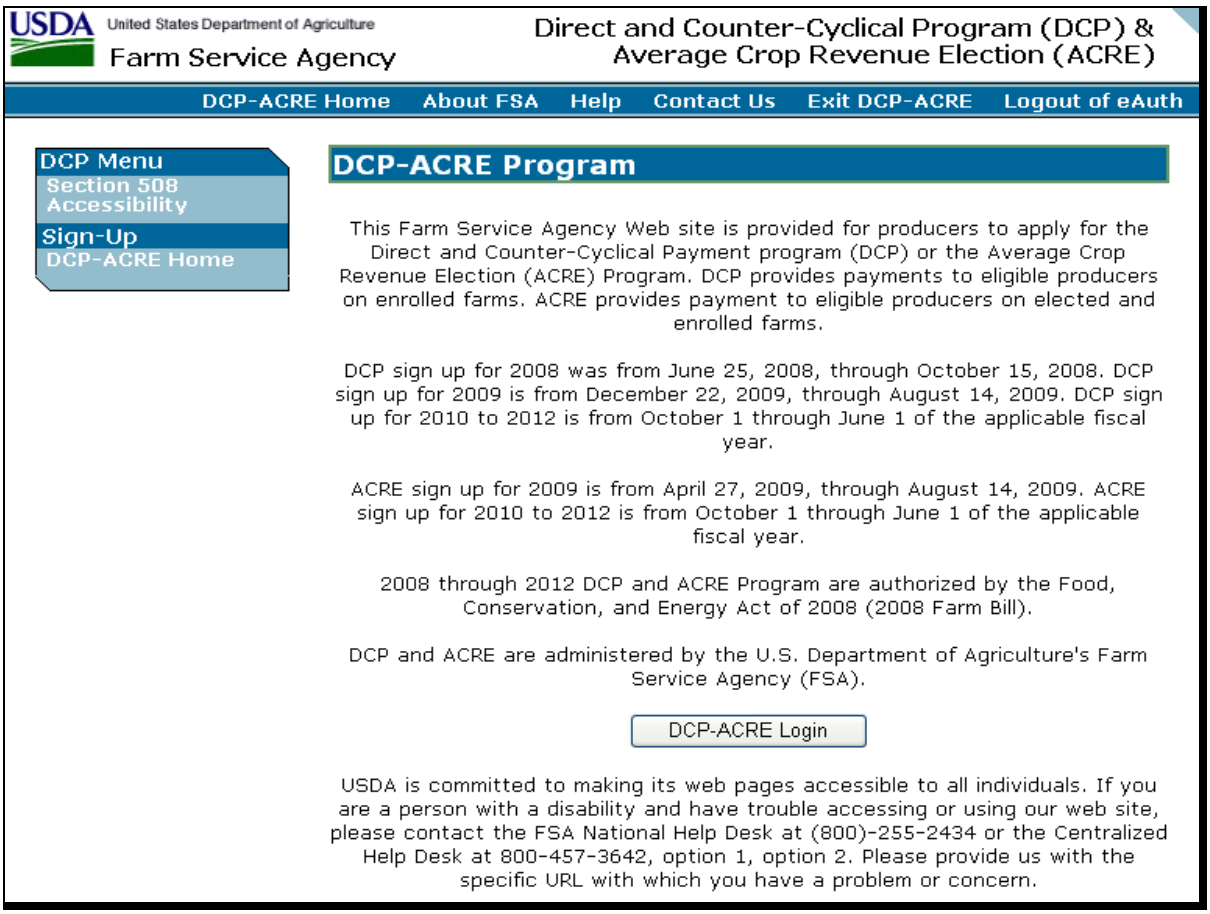

--*

*--21 County Office Access to DCP-ACRE Web Site (Continued)

C USDA eAuthentication Warning Screen

When user clicks "DCP-ACRE Login", the USDA eAuthentication Warning Screen will--* be displayed. CLICK "**Continue**" to proceed, or "**Cancel**" to end the process.

--21 County Office Access to DCP-ACRE Web Site (Continued)--

D USDA eAuthentication Login Screen

On the USDA eAuthentication Login Screen, user **must**:

- enter eAuthentication user ID
- enter eAuthentication password
- CLICK "**Login**".

The State-County and Year Selection Screen will be displayed.

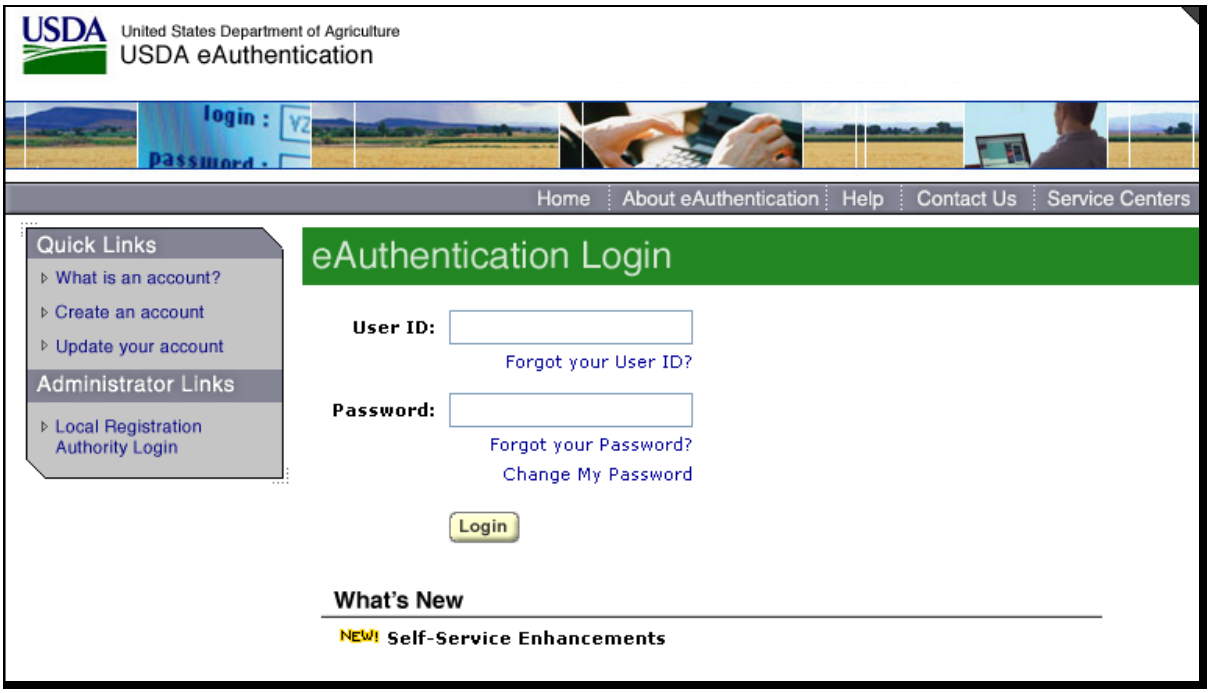

22 State, County, and Year Selection

A Overview

When a user is logged in and has been authenticated, user **must** select a State, county, and program year to process CCC-509's in their home county. Under Sign-Up, County Office users can click "**Nationwide Customer Service**". This will provide **all** Service Centers nationwide to take CCC-509's from **any** producer. See paragraph 36 for more information on nationwide customer service access.

B State-County and Year Selection Screen

Following is an example of the State-County and Year Selection Screen.

*--

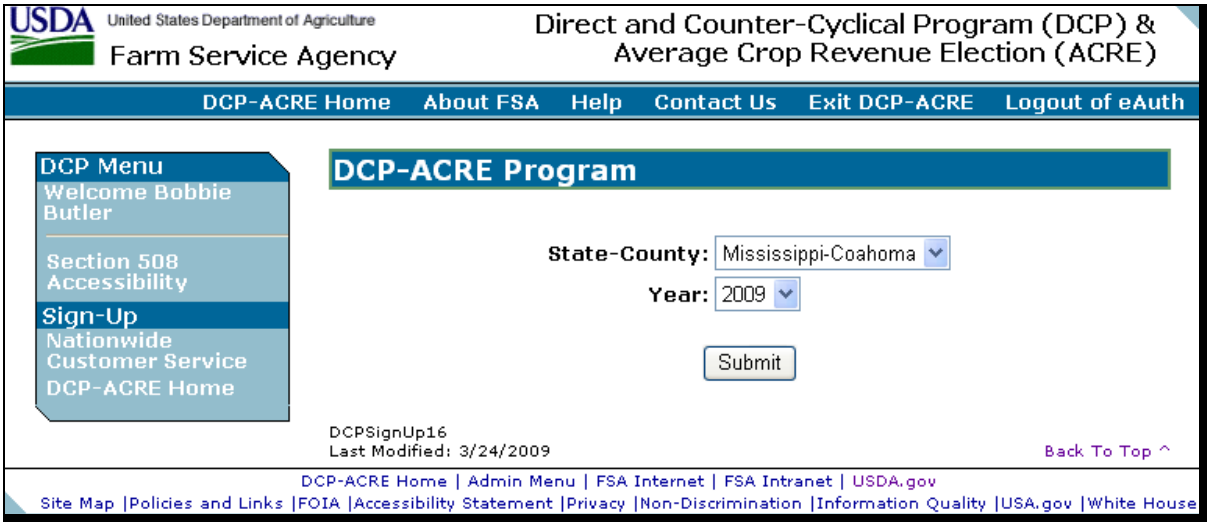

--*

C Action

User shall use the drop-down menus to select the applicable:

- State/county
- crop year.

CLICK "**Submit**". The Search by Producer or Farm Screen will be displayed.

23 Searching by Producer or Farm

A Overview

When a user has selected the State/county and year, and clicked “Submit”, the Search by Producer or Farm Screen will be displayed. The Search by Producer or Farm Screen allows users to access a farm by producer or by the specific farm number.

B Searching by Producer or Farm Screen

Following is an example of the Search by Producer or Farm Screen.

*--

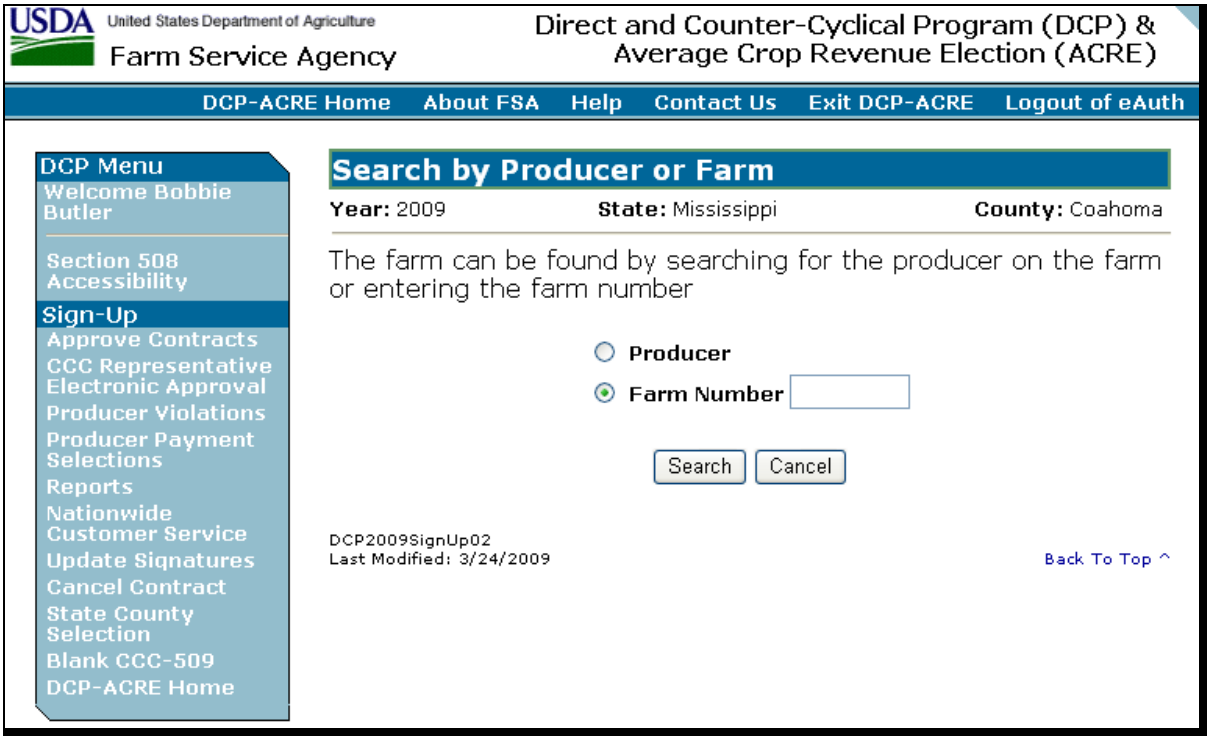

--*

23 Searching by Producer or Farm (Continued)

C Action

Users can search by producer or farm number; however, accessing CCC-509's by farm number will **not** update producer information that has changed since CCC-509 was initiated.

If any producer information has changed since CCC-509 was initiated, search by producer as follows:

- CLICK "**Producer**" radio button
- CLICK "**Search**".

The SCIMS Customer Search Screen will be displayed, see paragraph 24.

Note: This option **must** be taken when any producer information has changed after CCC-509 has been initiated. Search for the producer who has changed and CCC-509 will be automatically updated with that producer's information.

To access CCC-509 by a specific farm number:

- CLICK "**Farm Number**" radio button
- enter the applicable farm number
- CLICK "**Search**".

The Select Producer(s) – Contract Details Screen will be displayed, see paragraph 26.

24 SCIMS Customer Searches

A Overview

If the user searched by producer (subparagraph 23 C), the SCIMS Customer Search Screen will be displayed. The SCIMS Customer Search Screen provides users with a method of searching SCIMS to find the applicable producer. Producer can be selected by type, name, tax ID, or other. See 1-CM for additional information on SCIMS.

B SCIMS Customer Search Screen

Following is an example of the SCIMS Customer Search Screen.

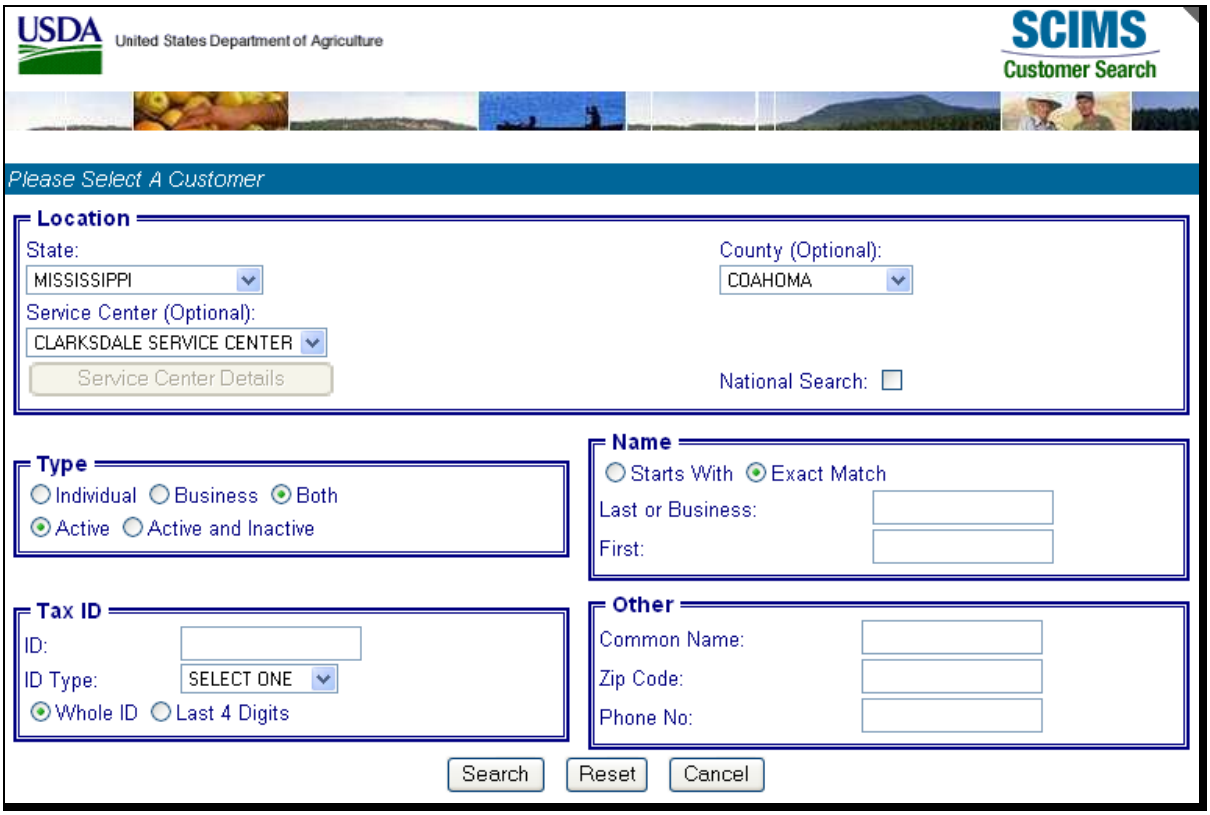

User **must** select the customer based on search results by clicking the applicable producer. Once a producer is selected, the Select Contract – Farm Search – Farm Selection Screen will be displayed, see paragraph 25.

25 Selecting CCC-509's – Farm Search – Farm Selection

A Overview

When a producer has been selected, the Select Contract – Farm Search – Farm Selection Screen will be displayed with the farm numbers, OP name, and CCC-509 status for each farm associated with the selected producer.

B Select Contract – Farm Search – Farm Selection Screen

Following is an example of the Select Contract – Farm Search – Farm Selection Screen.
*--

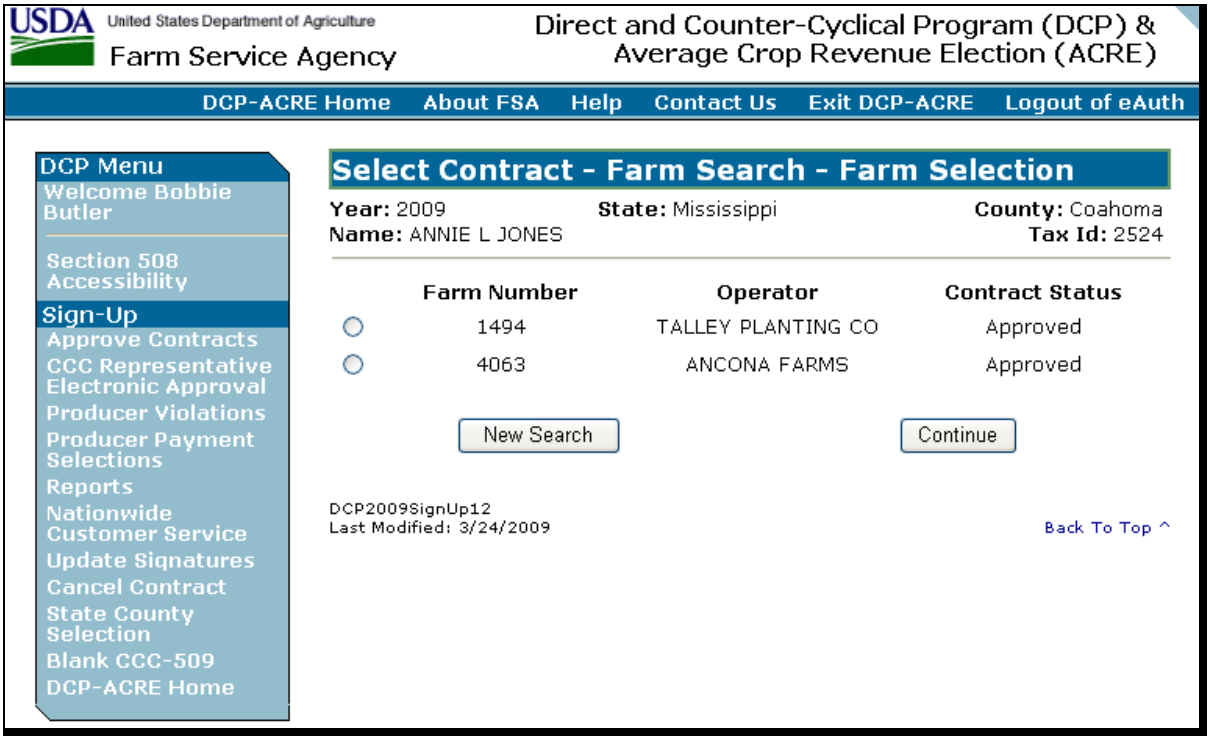

--*

C Options Available on the Screen

Following is an explanation of the options available on this screen.

Button	Result
New Search	Cancels all information entered into the system. The Search by Producer or Farm Screen will be displayed, see subparagraph 23 C.
Continue	**After** clicking the radio button for the applicable CCC-509, CLICK "**Continue**"; **only** 1 farm can be selected at a time. The Select Producer(s) – Contract Details Screen will be displayed; see paragraph 26.

26 Selecting Producers – CCC-509 Details

A Overview

The Select Producer(s) – Contract Details Screen provides users the ability to select the producers that share in CCC-509.

B Select Producer(s) – Contract Details Screen

Following is an example of the Select Producer(s) – Contract Details Screen.

*--

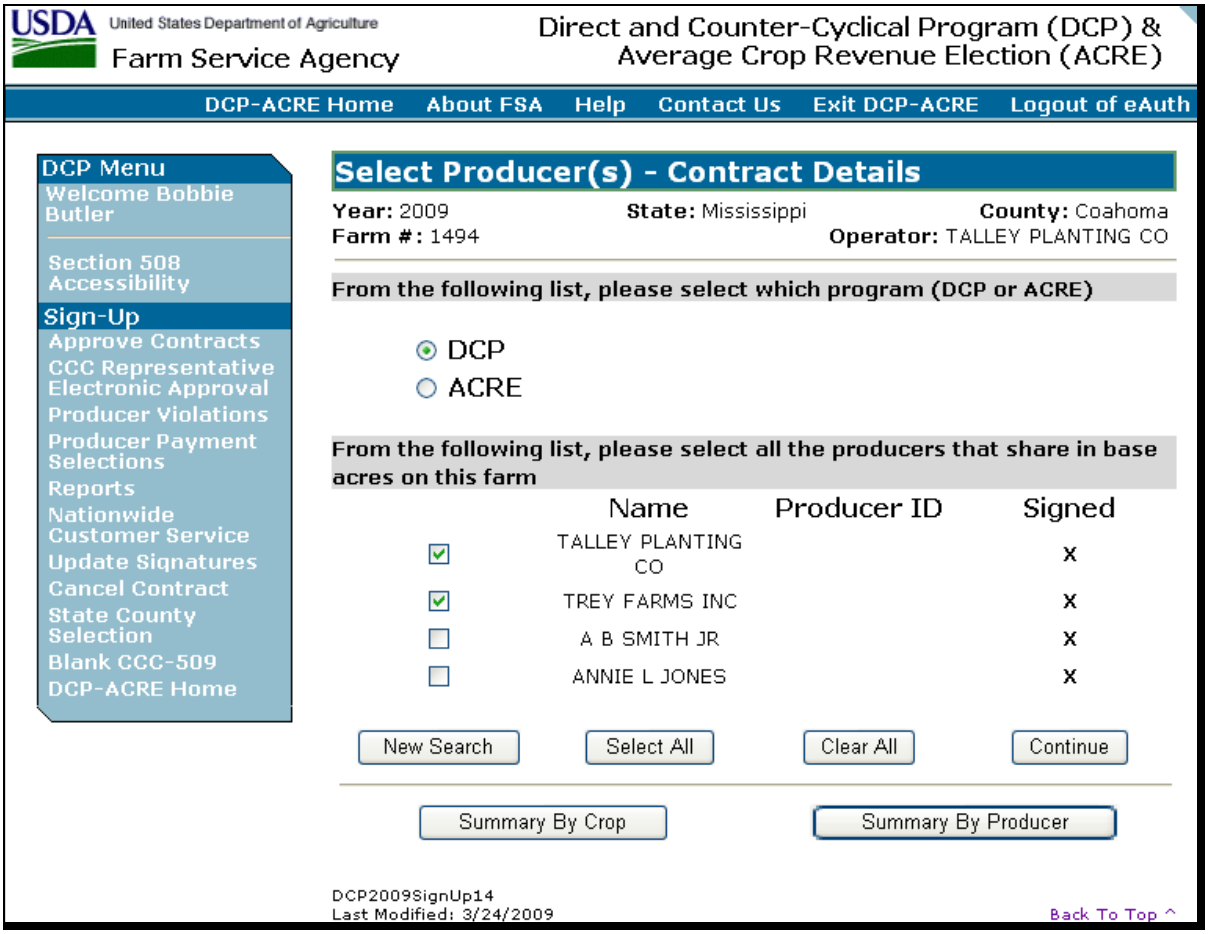

--*

26 Selecting Producers – CCC-509 Details (Continued)

C Options Available on the Screen

The following table explains the options available on the Select Producers(s) – Contract Details Screen.

Button	Action/Result
Program Selection	Select whether the contract being loaded is a DCP or ACRE contract. ***--Note:** DCP cannot be selected if the farm has an approved CCC-509ACRE.**--***
Producer Selection	Select the producers that share in the base acres on the farm.
New Search	Cancels all information entered into the system. The Search by Producer or Farm Screen will be displayed.
Select All	All producers on the farm will be selected to receive shares. A check (✓) will be displayed in front of each producer's name, user **must** CLICK "**Continue**". The Assign Producer Shares / Payment Selections Screen will be displayed, see paragraph 27.
Clear All	Producers previously selected to share in CCC-509 will be deselected.
Continue	Users can select either: • individual producers to share in CCC-509; click box in front of the applicable producer's name • all producers, CLICK "**Select All**". CLICK "**Continue**". The Assign Producer Shares / Payment Selections Screen will be displayed, see paragraph 27. **Note:** If **no** producers are selected to share in CCC-509, when users CLICK "**Continue**", the Consolidated by Producer Screen will be displayed, see paragraph 28.
Summary by Crop	The Consolidated by Crop Screen will be displayed, see paragraph 29. This is a summary screen that can be used to: • load/modify producer shares by crop • update payment selections • update producer signature types • update enrollment date • update approval date • cancel CCC-509.
Summary by Producer	The Consolidated by Producer Screen will be displayed, see paragraph 28. This is a summary screen that can be used to: • load/modify producer shares by producer • update payment selections • update producer signature types • update enrollment date • update approval date • cancel CCC-509.

27 Assigning Producer Shares/Payment Selections

A Overview

The Assign Producer Shares/Payment Selections Screen provides a question/answer method of updating share and payment selection data. This screen will be very helpful to producers completing their own applications, and new County Office employees that are **not** familiar with DCP-ACRE. This screen may be skipped by clicking any of the following:

- "**Continue**" on Select Producer(s) – Contract Details Screen **without** selecting any producers to share in CCC-509
- "**Summary by Producer**"
- "**Summary by Crop**".

B Assign Producer Shares/Payment Selections Screen

Following is an example of the Assign Producer Shares/Payment Selections Screen.
*--

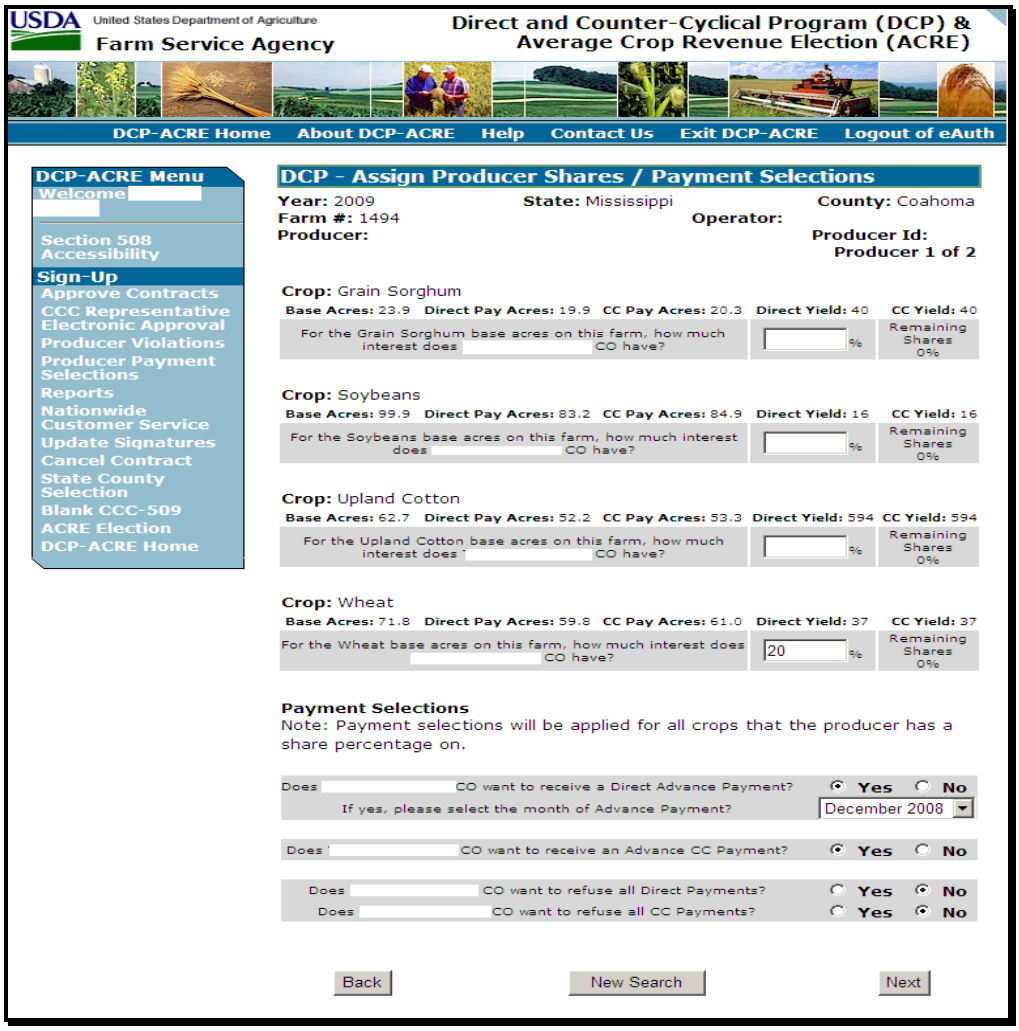

--*

27 Assigning Producer Shares/Payment Selections (Continued)

C Field Descriptions/Actions

The following table provides the field descriptions and actions for the Assign Producer Shares / Payment Selections Screen.

Field/Button	Description	Action
Year	Year as selected.	
State	State as selected.	
County	County as selected.	
Farm #	Farm number as selected.	
Operator	OP on farm selected.	
Producer	Producer sharing in crop. **Note:** A screen will be completed for **each** producer that was selected to share in CCC-509 on the Select Producer(s) – Contract Details Screen.	
Producer Id	Last 4 digits of producer's ID number.	
Producer (#) of (#)	This field shows the number of producers that: • have been selected to share in this CCC-509 • are remaining. **Example:** If 5 producers were selected to share in CCC-509, the field will display 1 of 5, 2 of 5, etc.	
Crop	Each DCP crop associated with the selected farm in farm maintenance will be displayed.	
Base Acres	Base acres associated with each crop.	
***--**Direct Payment Acres	Direct payment acres associated with each crop (83.3 percent of the base acres).	
CC Payment Acres	CC payment acres associated with each crop (85 percent of the base acres)**.--***	
Direct Yield	Direct yield associated with each crop.	
CC Yield	CC yield associated with each crop.	

27 Assigning Producer Shares/Payment Selections (Continued)

C Field Descriptions/Actions (Continued)

Field/Button	Description	Action
For the (crop name) base acres on this farm, how much interest does (producer name) have? (Share)%	Manual entry for producer's share specific to applicable crop.	Enter the producer's share applicable to each crop. Enter share from 1 to 100 percent; 2 decimal places may be entered, if needed. **Example:** Producer A and Producer B share 33 1/3 percent and 66 2/3 percent. Shares would be loaded as 33.33 and 66.67 percent. Shares for all crops **must** equal 100 percent **before** the farm can be enrolled or approved.
Remaining Shares	Subtracts shares as they are entered for each producer. This is a tool to keep user informed of how much of the share percentage has been used.	
Does (producer name) want to receive a (%) Direct Advance Payment? If yes, please select the month of Advance Payment.	Manual entry.	CLICK "Yes" or "No", as applicable. **IF…** / **THEN…** "Yes" / select a month and year. "No" / a month and year shall **not** be selected.

27 Assigning Producer Shares/Payment Selections (Continued)

C Field Descriptions/Actions (Continued)

Field/Button	Description	Action
Does (producer name) want to receive an Advance CC Payment?	Manual entry. ***--Note:** Not applicable to ACRE.**--***	CLICK "Yes" or "No", as applicable.
Does (producer name) want to refuse all Direct Payments?	Manual entry.	CLICK "Yes" or "No", as applicable.
Does (producer name) want to refuse all CC Payments?	Manual entry. ***--Note:** Not applicable to ACRE.**--***	CLICK "Yes" or "No", as applicable.
Back	Select Producers(s) – Contract Details Screen will be displayed.	
New Search	Search by Producer or Farm Screen will be displayed.	
Next	Either of the following will be displayed: • next producer • Consolidated by Producer Screen.	

28 Consolidations by Producer

A Overview

The Consolidated by Producer Screen will be displayed as follows:

- when all producer share and payment selection data has been entered on the Assign Producer Shares / Payment Selections Screen
- user clicks “Continue” on Select Producer(s) – Contract Details Screen **without** any producers being selected to share in CCC-509
- user clicks “Summary by Producer” on Select Producer(s) – Contract Details Screen.

B Consolidated by Producer Screen

Following is an example of the top of the Consolidated by Producer Screen.
*--

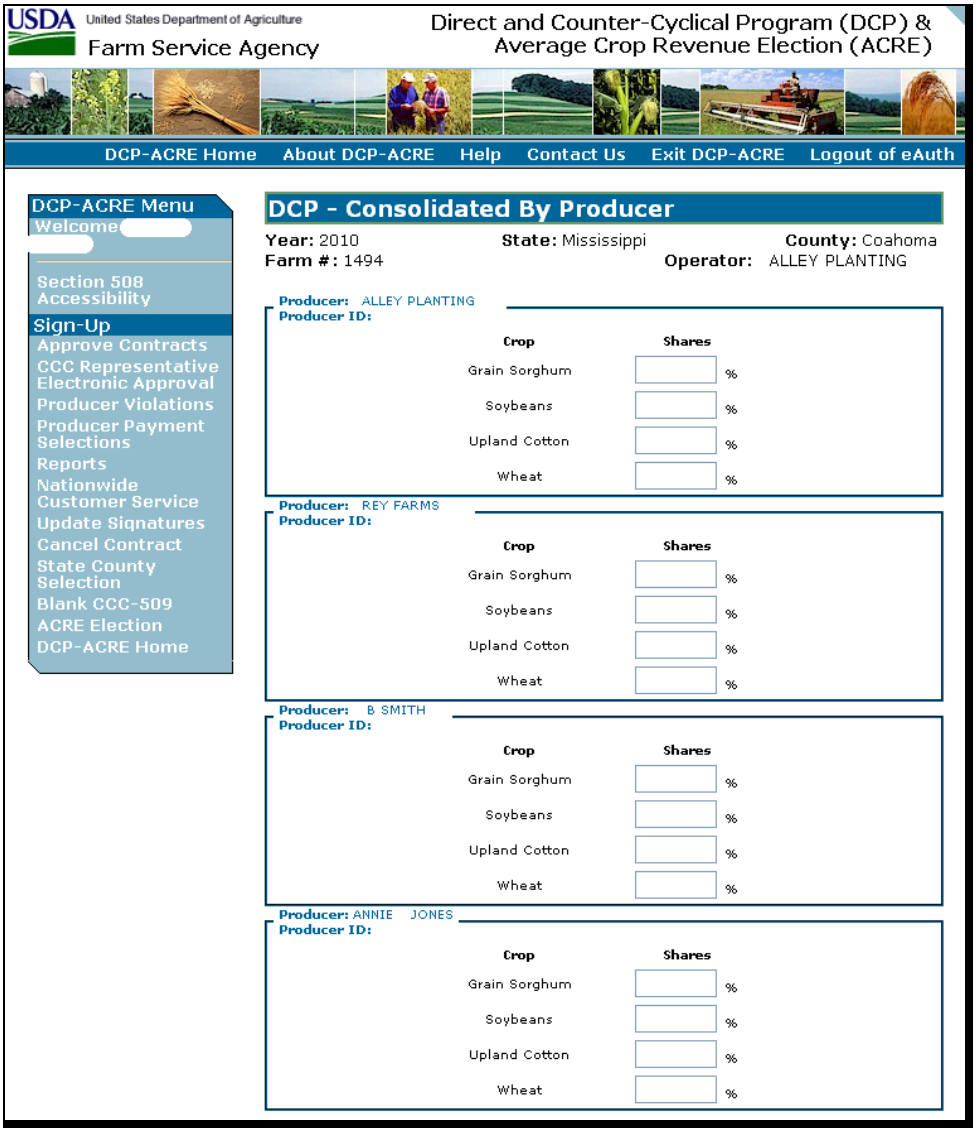

--*

28 Consolidations by Producer (Continued)

B Consolidated by Producer Screen (Continued)

Following is an example of the bottom of the Consolidated by Producer Screen.
*--

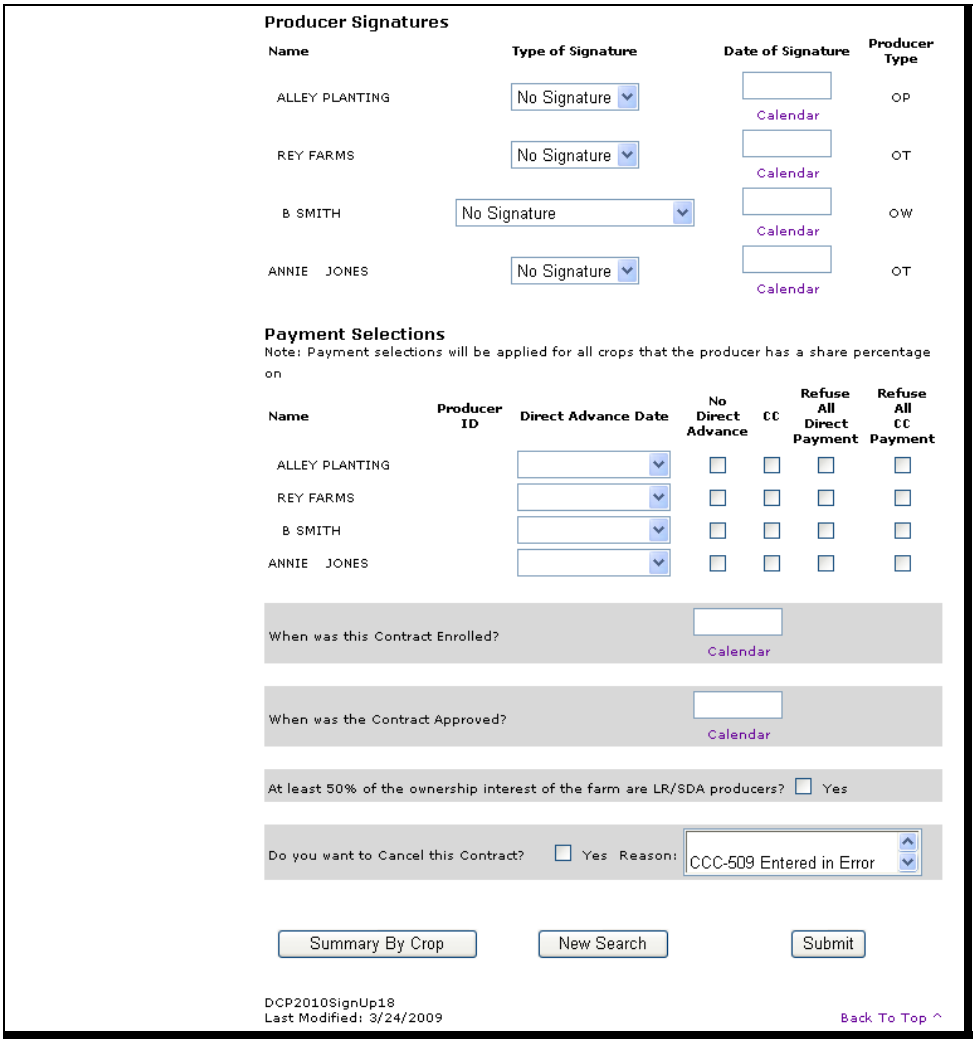

--*

28 Consolidations by Producer (Continued)

C Field Descriptions/Actions

The following table provides the field descriptions and actions for the Consolidated by Producer Screen.

Field/Button	Description	Action
Year	Year as selected.	
State	State as selected.	
County	County as selected.	
Farm #	Farm number as selected.	
Operator	OP on farm selected.	
Producer	All producers associated with the selected farm.	
Producer ID	Last 4 digits of producer's ID number.	
Crop	All DCP crops associated with the selected farm.	
Shares	Share will be: • displayed, if previously entered • blank, if **not** previously entered. Shares can be entered or revised on this screen.	Enter or revise shares as applicable. Enter share from 1 to 100 percent; 2 decimal places may be entered, if needed. **Example:** Producer A and producer B share 33 1/3 percent and 66 2/3 percent. Shares would be loaded as 33.33 percent and 66.67 percent. Shares for all crops **must** equal 100 percent before the farm can be enrolled or approved.

28 Consolidations by Producer (Continued)

C Field Descriptions/Actions (Continued)

Field/Button	Description	Action
Producer Signatures	If a producer signs electronically, the system will update the producer signature block. All other signature types **must** be updated by the County Office. **Notes:** This is a tool to keep track of signatures received for each CCC-509. Producers are **not** authorized to update producer signature information.	
Type of Signature	Manual selection. The type of signature provided by the producer. The system will update electronic signatures. See subparagraph D for signature types.	If a producer has shares greater than ***--**zero, or OO (owner/operator) or**--*** OW producer type, a signature type other than **no** signature **must** be updated. CCC-509's **cannot** be enrolled or approved until **all** signatures have been received. Specific program rules **must** be followed when determining when a producer **must** sign CCC-509. **Note:** Signature type shall **only** be updated when the producer actually signs and dates CCC-509.
Date of Signature	Manual entry.	Enter date the producer signed CCC-509 ***--**or the date CCC-509 was received by FAX in mm/dd/yyyy, mmddyyyy, or**--*** mmddyy format. See 1-DCP (Rev. 2), paragraph 402 for situations involving producers that did **not** sign CCC-509 on or before June 1 of applicable contract period. See subparagraph D for signature date ***--**validations.**--***

28 Consolidations by Producer (Continued)

C Field Descriptions/Actions (Continued)

Field/Button	Description	Action
Producer Type	The producer type; such as, ***--**OO (owner/operator),**--*** OP, OT, or OW.	
Payment Selections	Producer payment selection summary data will be: • displayed, if previously entered • blank, if **not** previously entered. Payment selection data may be entered or revised on this screen.	Enter or modify payment selections as applicable. **Note:** Advance CC and refuse all CC payment options are not applicable to ACRE.
When was this Contract Enrolled?	Manual entry. Producers are **not** authorized to enter CCC-509 enrollment dates.	Enter date all shares equal 100 percent and **all** required producer signatures were received in mm/dd/yyyy, mmddyyyy, or mmddyy format. See 1-DCP, (Rev. 2) paragraph 402 for situations involving producers signatures received in the County Office after June 1 of applicable contract period. **Note:** All applicable signature types **must** be loaded **before** an enrollment date can be entered. See subparagraph D for signature type validations.

28 Consolidations by Producer (Continued)

C Field Descriptions/Actions (Continued)

Field/Button	Description	Action
When was the Contract Approved?	Manual entry. Approval date can also be entered through the Multiple CCC-509 Approval Process, see paragraph 31. Producers are **not** authorized to enter CCC-509 approval dates.	Enter COC approval date in mm/dd/yyyy, mmddyyyy, or mmddyy format. Approval date: • **cannot** be entered if shares do **not** equal 100 percent for all crops • **cannot** be entered if all required signatures have **not** been received • for ACRE farms, **cannot** be entered until CCC-509ACRE has been approved • will automatically be removed if shares are modified after approval date has been entered. **Note:** County Offices shall **not** approve CCC-509's that contain electronic representative signatures for a representative role that was loaded in RLMS based on incorrect documentation.
At least 50% of the ownership interests of the farm are LR/SDA producers?	Manual entry. ***--Note:** See subparagraph E for instructions on running the farms with 10.0 base acres or less query.**--***	For farms that have 10.0 base acres or less, CLICK "Yes", if at least 50 percent of the ownership interest of the farm is held by SDA or limited resource farmers or ranchers. **Note:** No action is necessary if the farm has more than 10.0 base acres.
Do you want to Cancel this contract?	Manual entry. Producers are **not** authorized to: • cancel CCC-509 • reinstate CCC-509 on a canceled farm.	CLICK "Yes", if CCC-509 is to be canceled. **Note:** Cancelling CCC-509 will also result in any FAV payment reductions for the farm being cancelled.

28 Consolidations by Producer (Continued)

C Field Descriptions/Actions (Continued)

Field/Button	Description	Action
Reason	Manual entry.	User **must** select 1 of the following reasons from the drop-down menu, if CCC-509 is canceled: • Acreage Reporting Violation • CCC-509 Entered in Error • Farm Record Modification; automatic cancels will occur; see paragraph 30 • FAV Violation • Out Transfer • Producer Withdrew Contract • Reconstitution •***--**Production Not Provided; see 1-DCP (Rev. 3), paragraph 196.**--***
Summary by Crop	Summarizes data by crop instead of by producer, see paragraph 29.	
New Search	All actions are canceled. If data was **not** submitted, it will **not** be saved. Search by Producer or Farm Screen will be displayed.	
Submit	Data is stored. Print Screen will be displayed.	

28 Consolidations by Producer (Continued)

D Signature Types and Validations

The following provides the applicable signature types and validations.

Signature Type	Validations
No signature (default)	Do **not** enter a signature date unless the producer has signed. OT's with zero shares do **not** have to sign and; therefore, signature type of **no** signature can remain.
Paper	• Enter date producer signed CCC-509. • Shares can be greater than or equal to zero.
FAX	•***--**Enter date CCC-509 was received by FAX.**--*** • Shares can be greater than or equal to zero.
Cash Lease	• Producer **must** have cash lease. • No signature date required. • Shares **must** equal zero. •***--**Producer **must** be OO (owner/operator), OP, or OW.**--*** **Note:** See 1-DCP (Rev. 2), subparagraph 394 C for cash lease signature requirements.
Undivided Interest	•***--**Producer **must** be OO (owner/operator) or OW.**--*** • Shares **must** be greater than zero. • **Must** be check (✓) in Refuse All Payments. • No signature date required.
Spouse/Joint Owner	•***--**Producer **must** be OO (owner/operator) or OW.**--*** • Shares **must** be zero. • No signature date required. **Note:** See 1-DCP (Rev. 2), subparagraph 394 C for policy on spouse/joint OW signature requirements.

28 Consolidations by Producer (Continued)

D Signature Types and Validations (Continued)

Signature Type	Validations
Cash Rent Certification	• No signature date required. • Shares **must** equal zero. • Producer **must** be OO (owner/operator) or OW. • CCC-509 **cannot** be approved until after June 1 of each program year. **Note:** See 1-DCP (Rev. 2), subparagraph 394 C for policy on cash rent certifications.
No Interest in DCP Cropland	• Producer **must** be OO (owner/operator) or OW. • Shares **must** equal zero. **Note:** See 1-DCP (Rev. 2), subparagraph 394 C for signature requirements for OW's with no interest in the DCP cropland.
Electronic (defaulted by system)	When a producer signs electronically, the signature type will be defaulted to electronic.
Joint Venture/No ID	• Producer **must** be OO (owner/operator) or OW. • Shares **must** equal zero. **Note:** This option shall **only** be used for a joint venture **without** an ID number. See 1-CM for more information on signature requirements.

*--E Farms With 10.0 or Less Base Acres Query

Run System 36 query according to the following table.

Step	Menu/Screen	Action
1	FAX250	ENTER "**3**" or "**4**", "Application Processing", and PRESS "**Enter**".
2	FAX07001	ENTER "**11**", "PFC/DCP/Compliance", and PRESS "**Enter**".
3	MCO000	ENTER "**2**", "Farm Records Management", and PRESS "**Enter**".
4	MCO097	On the command line, ENTER "**TENACRE,QRPRADJ1**", and PRESS "**Enter**".

--*

29 Consolidations by Crop

A Overview

The Consolidated by Crop Screen will be displayed when user clicks “Summary by Crop” on either of the following:

- Select Producer(s) – Contract Details Screen
- Consolidated by Producer Screen.

All the data elements and functions on this summary screen are identical to the data elements and functions on the Consolidated by Producer Screen (see paragraph 28).

B Consolidated by Crop Screen

Following is an example of the top of the Consolidated by Crop Screen.

*--

--*

29 Consolidations by Crop (Continued)

B Consolidated by Crop Screen (Continued)

Following is an example of the bottom of the Consolidated by Crop Screen.
*--

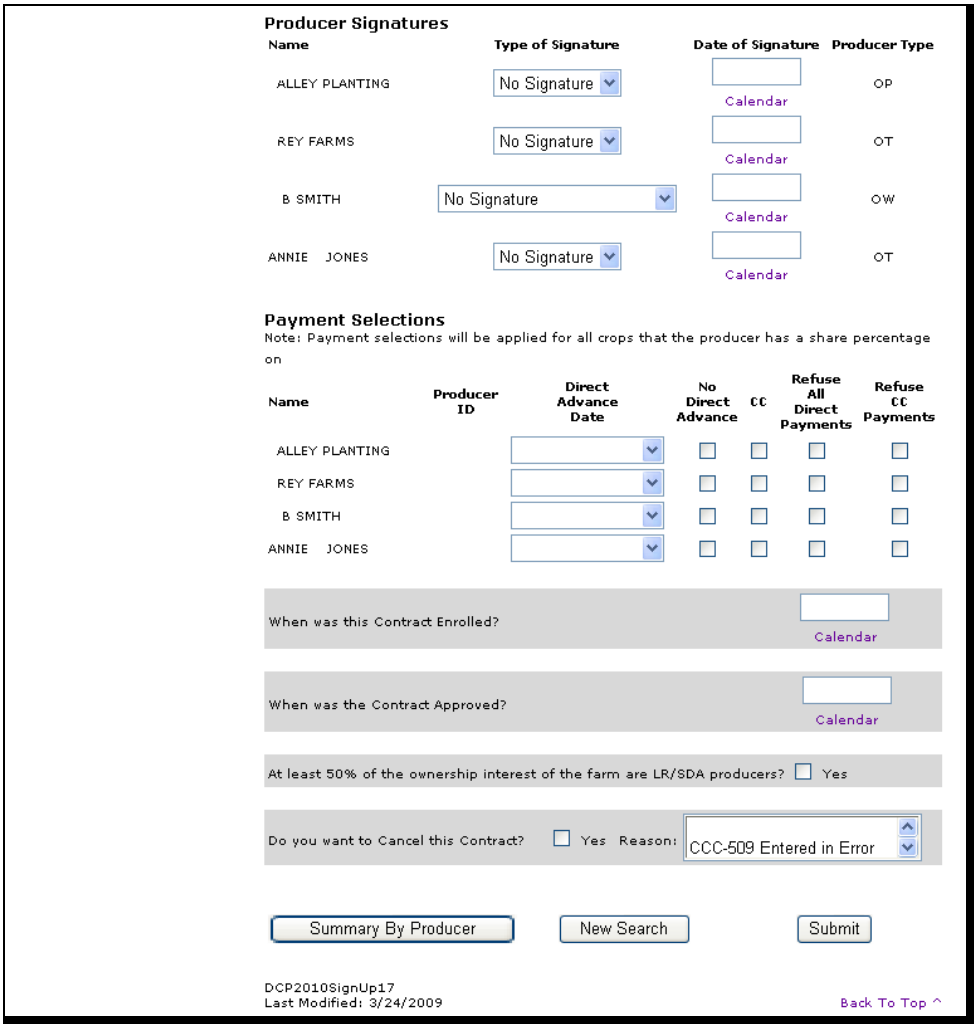

--*

Note: If user clicks “Summary by Producer”, the Consolidated by Producer Screen will be displayed.

30 CCC-509's Automatically Canceled When Farm Maintenance Is Modified

A Overview

CCC-509 software reads farm and tract records for base acres, direct yields, CC yields, OP's, OT's, and OW's. CCC-509's will be **automatically** canceled if any of the following are changed in farm records:

- DCP cropland, if reduced below the farm level base acres
- farm level base acres
- farm level CC yield
- farm level direct yield
- OP's
- OT's, with shares greater than zero
- OW's.

Note: Adding OT to a farm will **not** automatically cancel CCC-509.

B Action

County Offices shall:

- initiate new CCC-509
- obtain applicable producers signatures
- provide new CCC-509's to COC for approval.

C Report

A report to identify CCC-509's that have been canceled is provided on the Reports Menu. Farm records modification will be listed as the cancel reason, see paragraph 35.

*--30.5 SCIMS Changes

A Overview

CCC-509 software reads SCIMS for customer information. Changes to customer data in SCIMS may affect CCC-509. These changes include, but are not limited to, the following:

- ID number changes
- duplicate resolutions
- individual changes to business using individual's SSN
- business using individual's SSN changes to individual
- business using individual's SSN changes to business using EIN.

B ID Number Changes

ID numbers shall be corrected in SCIMS according to 1-CM.

CCC-509's will **not** be automatically updated with a corrected ID number. Do **not** update CCC-509's with a corrected ID number. DCP-ACRE does **not** use ID numbers as a basis for issuing payment.

C Duplicate Resolutions

CCC-509's **may** be automatically cancelled when a duplicate record is resolved by the State SCIMS Security Office and the customer being resolved is associated with CCC-509's.

If CCC-509 is:

- cancelled, County Offices must re-access CCC-509 to reenter share, signature, and payment selection

- **not** cancelled, no action is necessary for CCC-509.--*

***--30.5 SCIMS Changes (Continued)**

D Individual Changes to Business Using Individual's SSN

CCC-509's will **not** be automatically cancelled if an individual's SCIMS record is changed to a business using that individual's SSN.

It is not necessary to access and modify CCC-509 to the business name unless the individual who previously signed CCC-509 does **not** have signature authority for the business.

If the individual who previously signed CCC-509 does **not** have signature authority for the business, then the County Office shall:

- manually cancel CCC-509
- obtain new signature from the business.

Note: Signature must still meet 1-DCP signature rules.

E Business Using Individual's SSN Changes to Individual

Do **not** create a new SCIMS record for the business. The existing individual's SCIMS record shall be updated.

It is not necessary to access and modify CCC-509 to the individual's name unless the individual is **not** the person who previously signed CCC-509 for the business.

If the individual is **not** the person who previously signed CCC-509 for the business, then the County Office shall:

- manually cancel CCC-509
- obtain new signature from the individual.

Note: Signature must still meet 1-DCP signature rules.**--***

***--30.5 SCIMS Changes (Continued)**

F Business Using Individual's SSN Changes to Business Using EIN

When a business that is using an individual's SSN receives an EIN from IRS, the SCIMS record for the business using SSN is maintained and a new record is added in SCIMS for the business using EIN. Therefore, both the business using SSN and the business using EIN will be maintained in SCIMS.

CCC-509's associated with the business using the individual's SSN, may need to be updated to the business using an EIN. If it is necessary to correct CCC-509's, County Offices must take the following action:

- access current year farm records
- remove the business using individual's SSN from all applicable farms

  Note: Current year CCC-509 will be automatically cancelled because of farm records modification and receivables will be automatically created for business using individual's SSN. Follow existing FI policy to satisfy the receivable for business using individual's SSN.

- add the business using an EIN to any applicable farms
- access current year CCC-509
- re-enter share, signature, and payment selections.

  Notes: Signature must still meet 1-DCP signature rules.

  DCP-ACRE payments will be processed for business using EIN when CCC-509 contains an approval date.**--***

--

31 Approving Multiple CCC-509's

A Overview

Users can either enter:

- the same approval date for multiple CCC-509's; to access the multiple CCC-509 approval process, under Sign-Up, CLICK "**Approve Contracts**"

- approvals by specific farm number on the Consolidated by Producer and Consolidated by Crop Screens.

B Approve Contracts Screen

Following is an example of the Approve Contracts Screen.

*--

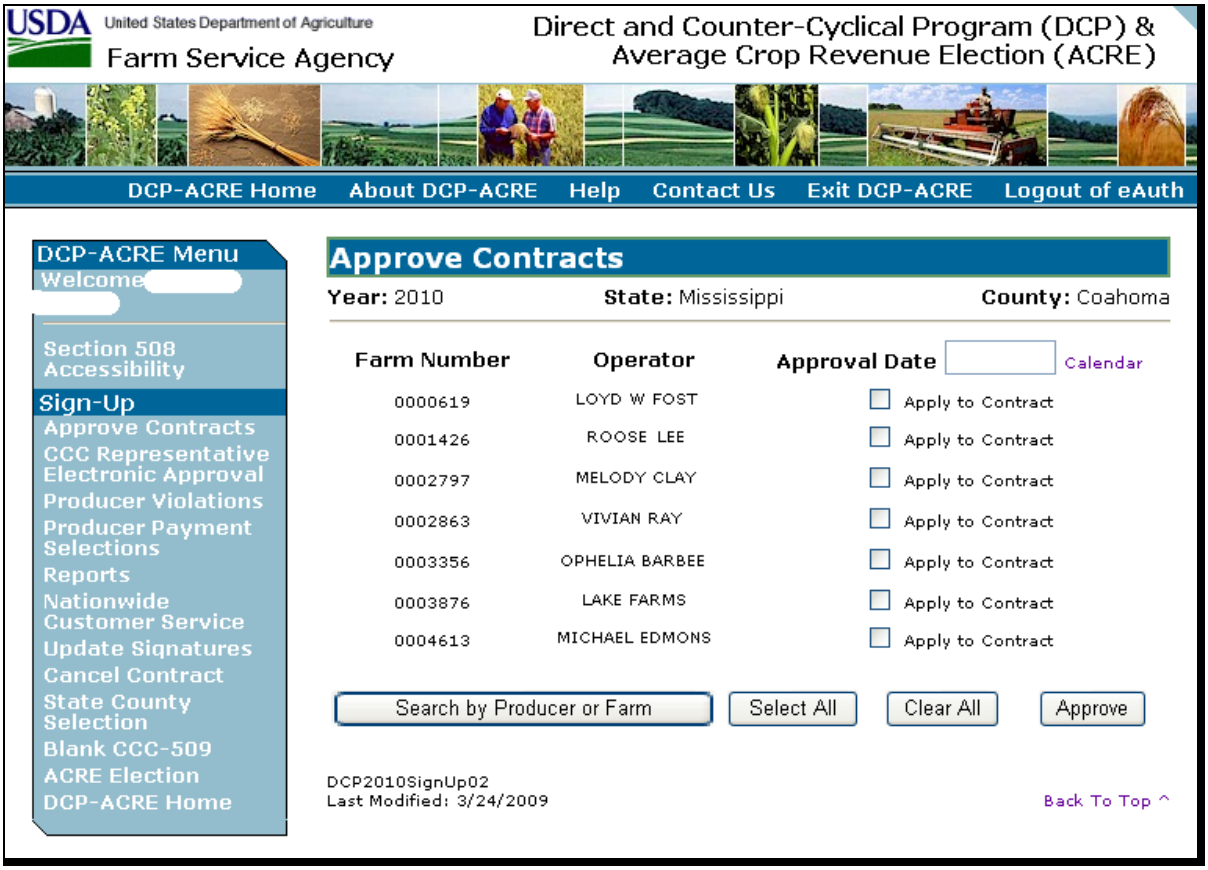

--*

31 Approving Multiple CCC-509's (Continued)

C Field Descriptions/Actions

The following table provides the field descriptions and actions for the Approve Contracts Screen.

Field/Button	Description	Action
Year	Year as selected.	
State	State as selected.	
County	County as selected.	
Farm Number	Farm numbers that meet the criteria in subparagraph D.	
Operator	OP associated with each farm.	
Approval Date	Manual entry.	Enter the approval date to apply to the applicable CCC-509's. Only 1 date can be entered at a ***--**time and **must** be entered in mm/dd/yyyy, mmddyyyy, or mmddyy format.**--***
Apply to Contract	Manual entry.	CLICK "**Apply to Contract**" for each CCC-509 that to which the approval date applies.
Search by Producer or Farm	Search by Producer or Farm Screen will be displayed.	
Select All	All CCC-509's displayed on the screen will be selected. A check (✓) will be displayed for each farm number.	
Clear All	All CCC-509's that have been selected to be included in the multiple CCC-509 approval will be deselected.	
Approve	Applies the approval date to all CCC-509's that have been selected. Search by Producer or Farm Screen will be displayed.	

31 Approving Multiple CCC-509's (Continued)

D Criteria for Being Included in Multiple Approval Process

The following criteria **must** be met for the farm to be included in the multiple approval process:

- all shares for all crops **must** equal 100 percent
- all applicable signature types and dates **must** be entered for the following:
  - **all** producers with shares greater than zero
  - **all** OW's
- enrollment date **must** be entered.

Notes: Producers are **not** authorized to update CCC-509 approval dates.

Farms with a signature type of cash rent certification will **not** be displayed until after ***--**June 1.**--***

31 Approving Multiple CCC-509's (Continued)

E Representative Signatures

--**Electronic representative signatures shall be accepted for individuals who have the authority to sign on behalf of another individual or entity based on documentation considered**--
acceptable according to 1-CM.

*** * ***

County Offices shall **not** approve CCC-509's that contain electronic representative signatures for a representative role that was loaded in RLMS based on incorrect documentation. *** * ***

Example 1: John Smith is maintained in RLMS with a representative role of Corporation Agent for Smith Farms Inc. John Smith was given signature authority through an FSA-211; therefore, John Smith **shall * * *** be allowed to electronically sign CCC-509 for Smith Farms Inc.

Example 2: Bob Jones is maintained in RLMS with a representative role of General Partnership Agent for Jones and Sons Partnership. Bob Jones is listed in the Articles of Partnership showing that he is a general partner or member of the partnership; therefore, Bob Jones **shall** be allowed to electronically sign CCC-509 for Jones and Sons Partnership.

*** * ***

32 CCC Representative Electronic Approvals

A Overview

CCC-509's can be electronically approved. To access the CCC Representative Electronic Approval process, under Sign-Up, CLICK "**CCC Representative Electronic Approval**".

All County Office employees have access to the CCC Representative Electronic Approval process; however, **only employees designated to approve CCC-509's shall access and electronically approve CCC-509's**.

The approving official's name will be printed in the CCC representative signature block and the system date will be entered for the approval date.

B CCC Representative Electronic Approval Screen

Following is an example of the CCC Representative Electronic Approval Screen.

*--

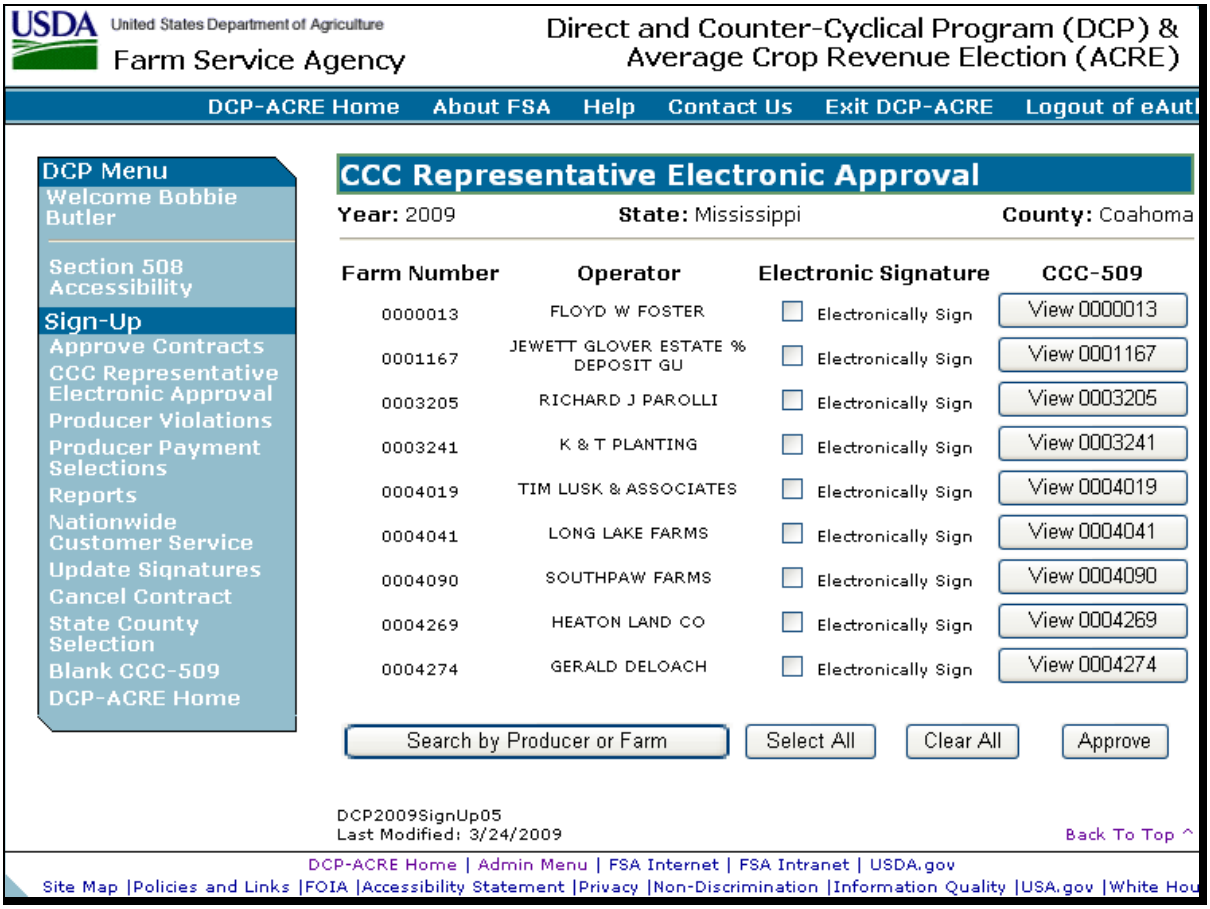

--*

32 CCC Representative Electronic Approvals (Continued)

C Field Descriptions/Actions

The following table provides the field descriptions and actions for the Approve Contracts Screen.

Field/Button	Description	Action
Year	Year as selected.	
State	State as selected.	
County	County as selected.	
Farm Number	Farm numbers that meet the criteria in subparagraph A.	
Operator	OP associated with each farm.	
Electronic Signature/ Electronically Sign	Manual entry.	Authorized CCC representative shall CLICK "**Electronically Sign**" when electronically approving the applicable farm's CCC-509.
CCC-509 View (Farm Number)	Provides for electronically viewing the farms CCC-509.	CLICK "**View(farm number)**" to electronically view CCC-509. **Note:** This is **only** a pre-approved view. The approver's name and date will **not** be displayed through this view option.
Search by Producer or Farm	Search by Producer or Farm Screen will be displayed.	
Select All	All CCC-509's on the screen will be selected. A check (✓) will be displayed for each farm number.	
Clear All	All CCC-509's that have been selected to be included in the electronic approval process will be deselected.	
Approve	Applies the system date to all CCC-509's that have been selected to be electronically approved. Search by Producer or Farm Screen will be displayed.	

32 CCC Representative Electronic Approvals (Continued)

D Criteria for Being Included in Multiple Approval Process

The following criteria **must** be met for the farm to be included in the multiple approval process:

- all shares for all crops **must** equal 100 percent
- all signature types and dates **must** be entered for the following:
  - **all** producers with shares greater than zero
  - **all** OW's
- enrollment date **must** be entered.

Note: Farms with a signature type of cash rent certification will **not** be displayed until after *****--June 1.--*****

32 CCC Representative Electronic Approvals (Continued)

E Representative Signatures

--**Electronic representative signatures shall be accepted for individuals who have the authority to sign on behalf of another individual or entity based on documentation considered**--
acceptable according to 1-CM.

*** * ***

County Offices shall **not** approve CCC-509's that contain electronic representative signatures for a representative role that was loaded in RLMS based on incorrect documentation. *** * ***

Example 1: John Smith is maintained in RLMS with a representative role of Corporation Agent for Smith Farms Inc. John Smith was given signature authority through an FSA-211; therefore, John Smith **shall * * *** be allowed to electronically sign CCC-509 for Smith Farms Inc.

Example 2: Bob Jones is maintained in RLMS with a representative role of General Partnership Agent for Jones and Sons Partnership. Bob Jones is listed in the Articles of Partnership showing that he is a general partner or member of the partnership; therefore, Bob Jones **shall** be allowed to electronically sign CCC-509 for Jones and Sons Partnership.

*** * ***

33 Producer Violations

A Overview

To access producer violations, under Sign-Up, CLICK "**Producer Violations**". The SCIMS Customer Search Screen will be displayed; select the applicable producer and CLICK "**Continue**", the Producer Violation(s) Screen will be displayed.

B Producer Violation(s) Screen

Following is an example of the Producer Violation(s) Screen.

*--

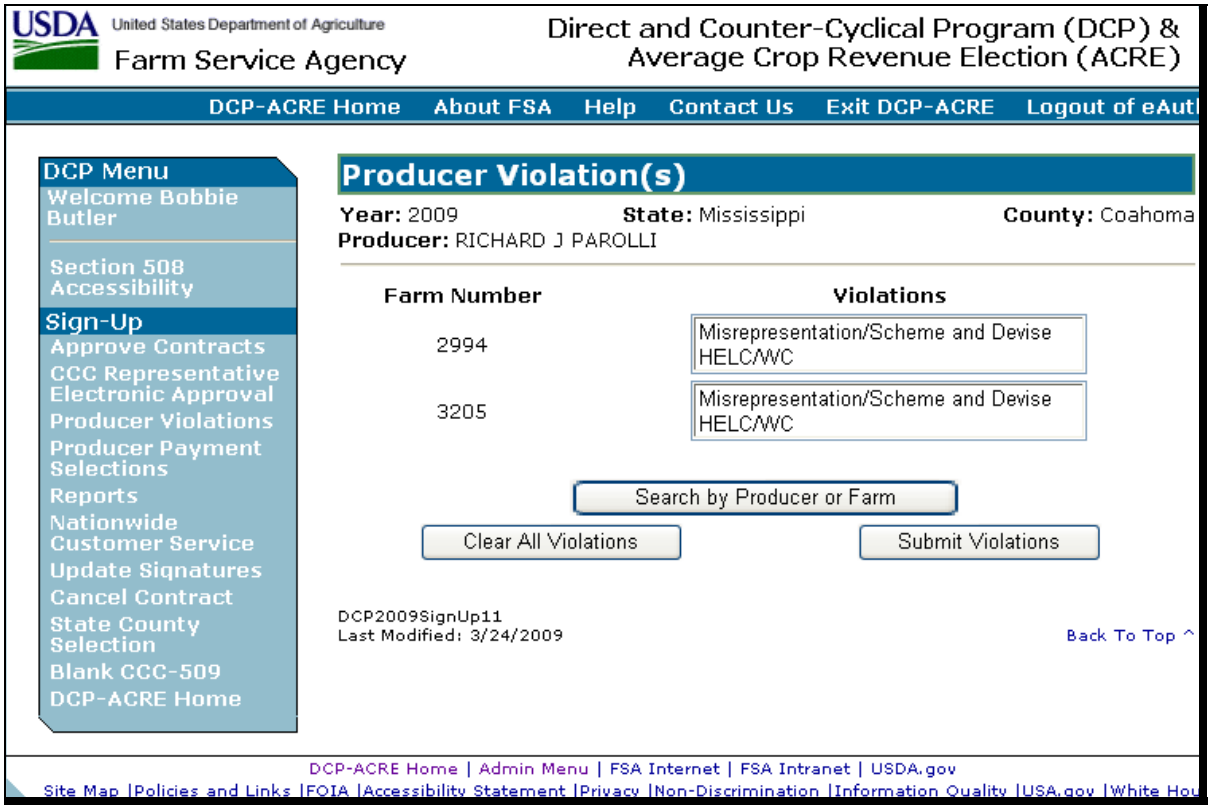

--*

Notes: Only farms with an approved CCC-509's will be displayed.

Producers are **not** authorized to update producer violations.

33 Producer Violations (Continued)

C Field Descriptions/Actions

The following table provides the field descriptions and actions on the Producer Violation(s) Screen.

Field/Button	Description	Action
Year	Year as selected.	
State	State as selected.	
County	County as selected.	
Producer	Producer that was selected on USDA Service Center Information Management System Customer Search Page.	
Farm Number	Farm numbers with approved CCC-509's associated with selected producer.	
Violations	The following violations are provided for selection: • Misrepresentation/Scheme and Device • HELC/WC.	CLICK the applicable farm specific violation.
Search by Producer or Farm	Search by Producer or Farm Screen will be displayed.	
Clear All Violations	Deselects all violations previously selected.	
Submit Violations	Submits violations that were selected or deselected.	

34 Producer Payment Selections

A Overview

The Producer Payment Selection Screen is used to view or update a specific producer's payment selection data in 1 place. All farms in which the producer has a share greater than zero will be displayed on the screen. To access the Producer Payment Selection Screen, under Sign-Up, CLICK "**Producer Payment Selections**". The SCIMS Customer Search Screen will be displayed; select the applicable producer and CLICK "**Continue**", the Producer Payment Selection Screen will be displayed.

B Producer Payment Selection Screen

Following is an example of the Producer Payment Selection Screen.

*--

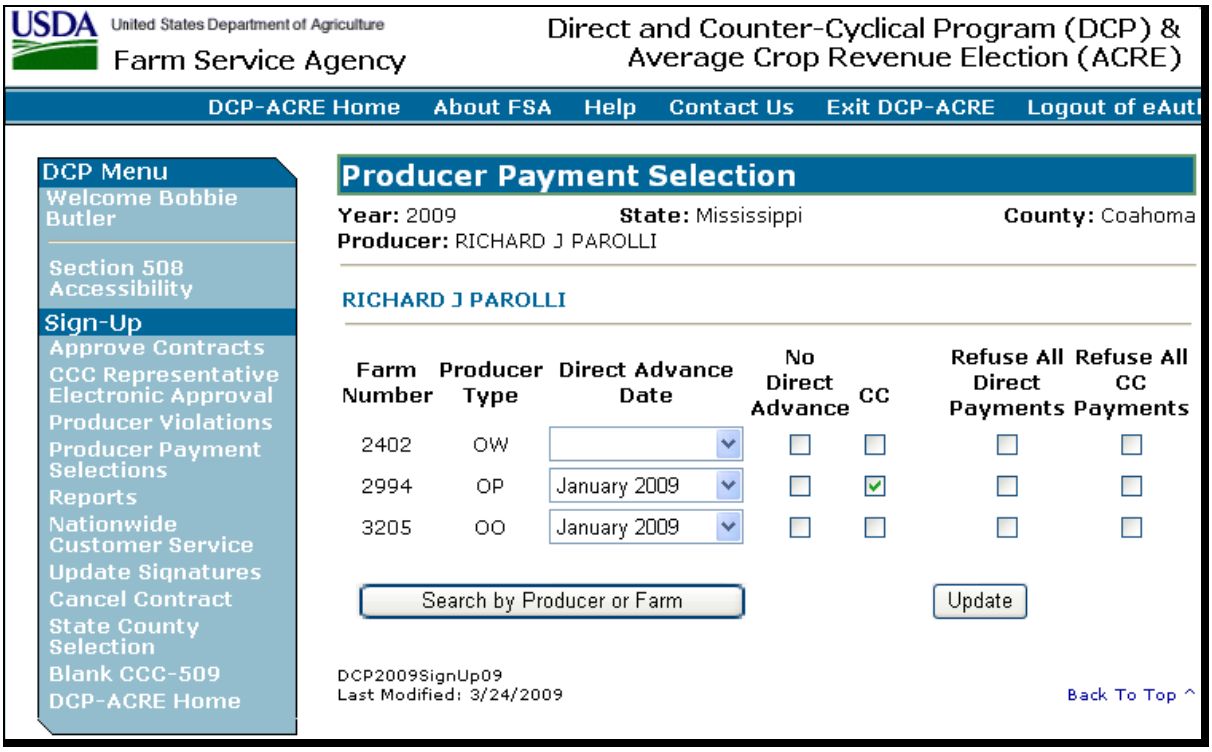

--*

Note: Producers will be able to change and update their own payment selection information at any time, if their eAuthentication account has level 2 security access.

34 Producer Payment Selections (Continued)

C Field Descriptions/Actions

The following provides the field descriptions and actions for the Producer Payment Selection Screen.

Field/Button	Description	Action
Year	Year as selected.	
State	State as selected.	
County	County as selected.	
Producer	Producer that was selected on SCIMS Customer Search Page.	
Farm Number	All farms that the selected producer has shares greater than zero.	
Producer Type	Selected producer's role on the farm as follows: •***--**OO (owner/operator)**--*** • OP • OT • OW.	
Direct Advance Date	Manual entry. Will be populated with previously entered data. Date can be entered or changed and updated from this screen.	Enter or modify date, as applicable.
No Direct Advance	Manual entry. A check (✓) will: • be displayed, if producer previously elected **not** to receive direct advance payment • **not** be displayed, if producer previously elected to receive direct advance payment.	Click the box to: • remove check (✓), if producer elects to receive direct advance payment; a direct advance date **must** be entered • add check (✓), if producer elects **not** to receive direct advance payment.
CC	Manual entry. A check (✓) will: • be displayed, if producer previously elected to receive CC advance payment • **not** be displayed, if producer previously elected to **not** receive CC advance payment. **Note:** Not applicable to ACRE.	Click the box to: • remove check (✓), if producer elects **not** to receive CC advance payment • add check (✓), if producer has elects to receive CC advance payment.

34 Producer Payment Selections (Continued)

C Field Descriptions/Actions (Continued)

Field/Button	Description	Action
Refuse All Direct Payments	Manual entry. A check (✓) will: • be displayed, if producer previously elected to refuse all direct payments • **not** be displayed, if producer previously elected to **not** refuse all direct payments.	Click the box to: • remove check (✓), if producer elects to **not** refuse all direct payments • add check (✓), if producer elects to refuse all direct payments.
Refuse All CC Payments	Manual entry. A check (✓) will: • be displayed, if producer previously elected to refuse all CC payments • **not** be displayed, if producer previously elected to **not** refuse all CC payments. ***--Note:** Not applicable to ACRE.--*	Click the box to: • remove check (✓), if producer elects to **not** refuse all CC payments • add check (✓), if producer elects to refuse all CC payments.
Search by Producer or Farm	Search by Producer or Farm Screen will be displayed.	
Update	Producer payment selection data will be updated.	

35 Reports

A Overview

Several standard reports are available for County Offices to use as tools for DCP signup. To access the Reports Menu, under Sign-Up, CLICK "**Reports**".

B Reports Screen

Following is an example of the Reports Screen.

*--

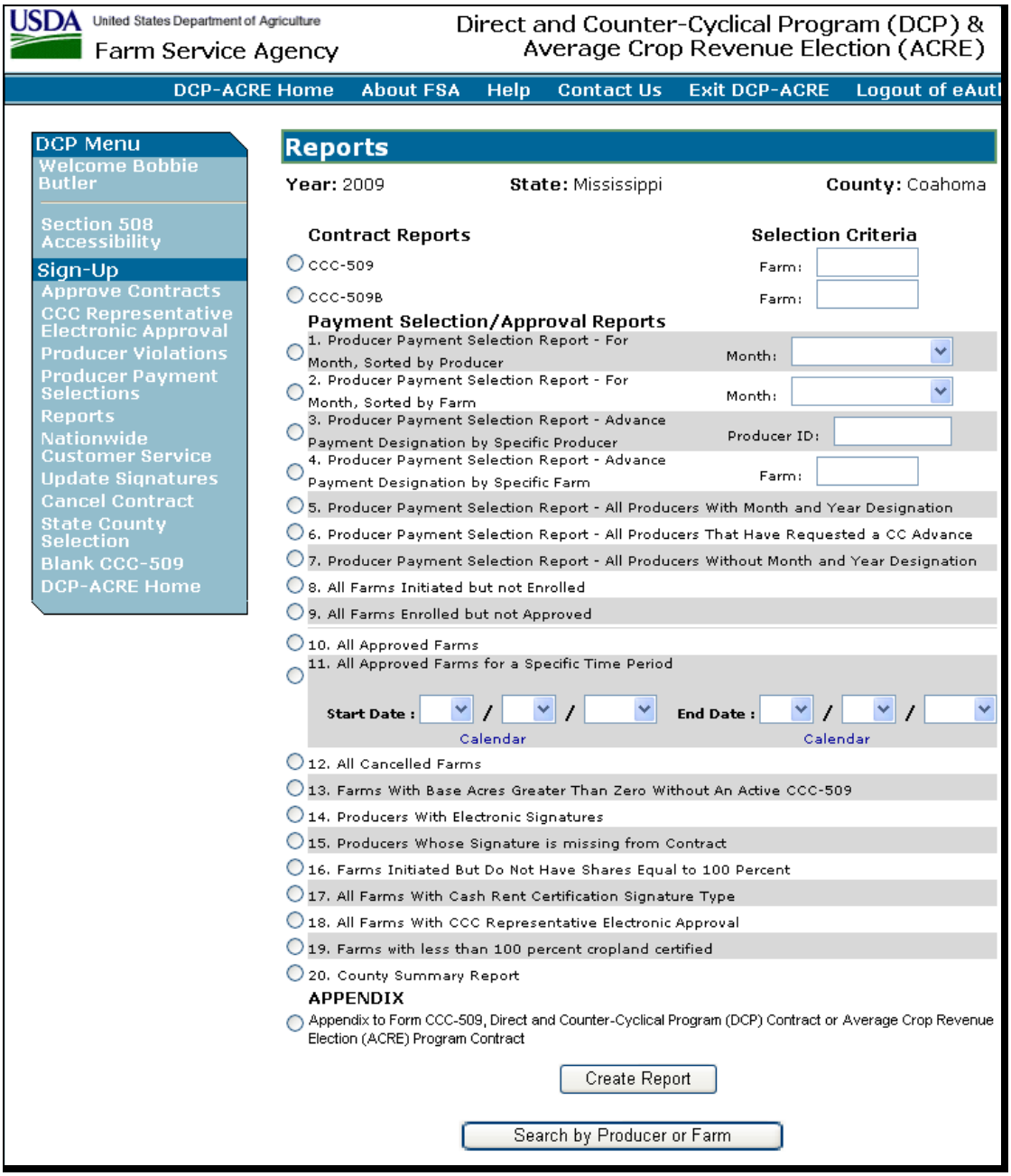

--*

35 Reports (Continued)

C Report Descriptions

The following table provides the report, action required, and data elements on the report. Only 1 report can be created at a time. Reports will be displayed in PDF with an option to print.

Note: All reports, **except** the CCC-509, CCC-509B, and Appendix to CCC-509, Director and Counter-Cyclical Program Contract reports, are run against a reporting database; therefore, the reports will print data that was updated as of the previous day.

Report	Action	Result
CCC-509	Select report and enter farm number.	Pre-filled CCC-509 will be displayed. **Note:** The text size in Internet Explorer **must** be set to medium for CCC-509 to print properly. To change the text size, open Internet Explorer and click following: • "**View**" • "**Text Size**" • "**medium**".
CCC-509B	Select report and enter farm number.	CCC-509B will be displayed.
Producer Payment Selection Report - For Month, Sorted by Producer	Select report and month.	All producers with selected month will be displayed. Report will print alphabetically by producer's last or business name.
Producer Payment Selection Report - For Month, Sorted by Farm	Select report and month.	All producers with selected month will be displayed. Report will print alphabetically in farm number order.
Producer Payment Selection Report – Advance Payment Designation by Specific Producer	Select report and enter producer ID number.	Producer specific report will be displayed listing the advance month and year the producer has selected for each farm.

35 Reports (Continued)

C Report Descriptions (Continued)

Report	Action	Result
Producer Payment Selection Report – Advance Payment Designation by Specific Farm	Select report and enter farm number.	Farm specific report will be displayed listing the advance month and year for each producer on the farm.
Producer Payment Selection Report – All Producers with Month and Year Designation	Select report.	Report will display all producers with a month and year designation.
Producer Payment Selection Report – All Producers that Have Requested a CC Advance	Select report.	Report will be displayed all producers that have requested CC advanced payments.
Producer Payment Selection Report – All Producers Without Month and Year Designation	Select report.	Report will be displayed identifying all producers that have shares greater than zero that have **not** selected a month and year for advance payment.
All Farms Initiated but **Not** Enrolled	Select report.	Report will be displayed identifying all farms that have been initiated but have **not** been enrolled.
All Farms Enrolled but **Not** Approved.	Select report.	Report will be displayed identifying all farms that have an enrollment date entered but have **not** been approved.
All Approved Farms	Select report.	Report will be displayed identifying all approved farms.
All Approved Farms for a Specific Time Period.	Select report and enter start and end dates.	Report will be displayed identifying all farms that were approved within the selected dates.
All Canceled Farms	Select report.	Report will be displayed identifying all farms that have been canceled by a County Office user or by farm maintenance changes.
Farms with Base Acres Greater than Zero Without an Active CCC-509	Select report.	Report will be displayed identifying all farms that have base acres greater than zero in farm maintenance, but do **not** have an initiated CCC-509.

35 Reports (Continued)

C Report Descriptions (Continued)

Report	Action	Result
Producers with Electronic Signature	Select report.	Report will be displayed with all producers that have electronically signed CCC-509.
Producers Whose Signature is Missing from Report.	Select report.	Report will be displayed identifying all farms that are missing producer signatures. Report prints the producers on each farm that are missing signatures.
Farms Initiated But Do **Not** Have Shares Equal to 100 Percent.	Select report.	Report will be displayed identifying all farms that do **not** have 100 percent of the shares designated.
All Farms With Cash Rent Certification Signature Type	Select report.	Report will be displayed identifying all farms that have 1 or more producers with a cash rent certification signature type.
All Farms With CCC Representative Electronic Approval	Select report.	Report will be displayed identifying farms that have been approved through the CCC Representative Electronic Approval Process.
Farms With Less Than 100 Percent Cropland Certified	Select report.	Report will be displayed identifying all farms with less than 100 percent cropland certified on FSA-578.
County Summary Report	Select report.	Report will be displayed providing a summary of DCP enrollment information in the county selected on the State Report Selection Screen.
***--**Producers With Shares on FSA-578, But No Signature on CCC-509	Select report.	Report is used for ACRE-ACRE. ACRE-ACRE payments cannot be made to a producer unless that producer has signed CCC-509 by September 30th of the applicable program year. Report will be displayed indentifying all producers who share in an ACRE crop on FSA-578, but do not have an actual signature on CCC-509.**--***
Appendix to CCC-509, Direct and Counter-Cyclical Program (DCP) Contract or Average Crop Revenue Election (ACRE) Program Contract	Select report.	CCC-509 terms and conditions will be displayed. **Note:** All signatories to CCC-509 shall be provided a copy of the CCC-509 Appendix.

36 Nationwide Customer Service

A County Office User Access

CCC-509 software provides nationwide customer service for County Office users. County Office users have the ability to load and access CCC-509's for any producer nationwide. This is extremely beneficial for travelers, absentee landowners, etc. County Office employees loading nationwide CCC-509's have limited authority.

To access Nationwide Customer Service, under Sign-Up, CLICK "**Nationwide Customer Service**". The National Selection Screen will be displayed.

36 Nationwide Customer Service (Continued)

B National Selection Screen

Following is an example of the National Selection Screen.

*--

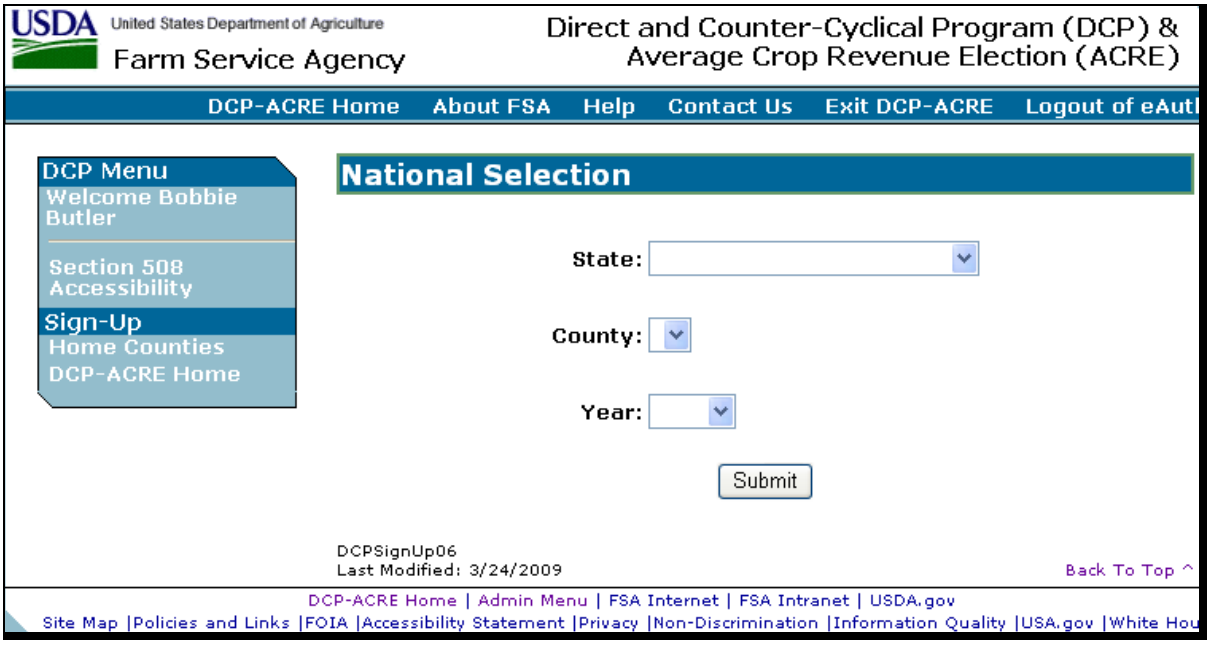

--*

The following provides the fields, descriptions, and actions for the National Selection Screen.

Field/Button	Description	Action
State	Drop-down menu with State names.	Select the applicable State. Only 1 State can be selected at a time.
County	Drop-down menu with the county names applicable to the State that was selected.	Select the applicable county. Only 1 county can be selected at a time.
Year	Drop-down menu with program years.	Select the applicable program year.
Submit	Search by Producer or Farm Screen will be displayed.	

36 Nationwide Customer Service (Continued)

C Search by Producer or Farm Screen

Following is an example of the Search by Producer or Farm Screen that will be displayed after user clicks “Submit” on Nationwide Customer Service Screen.

*--

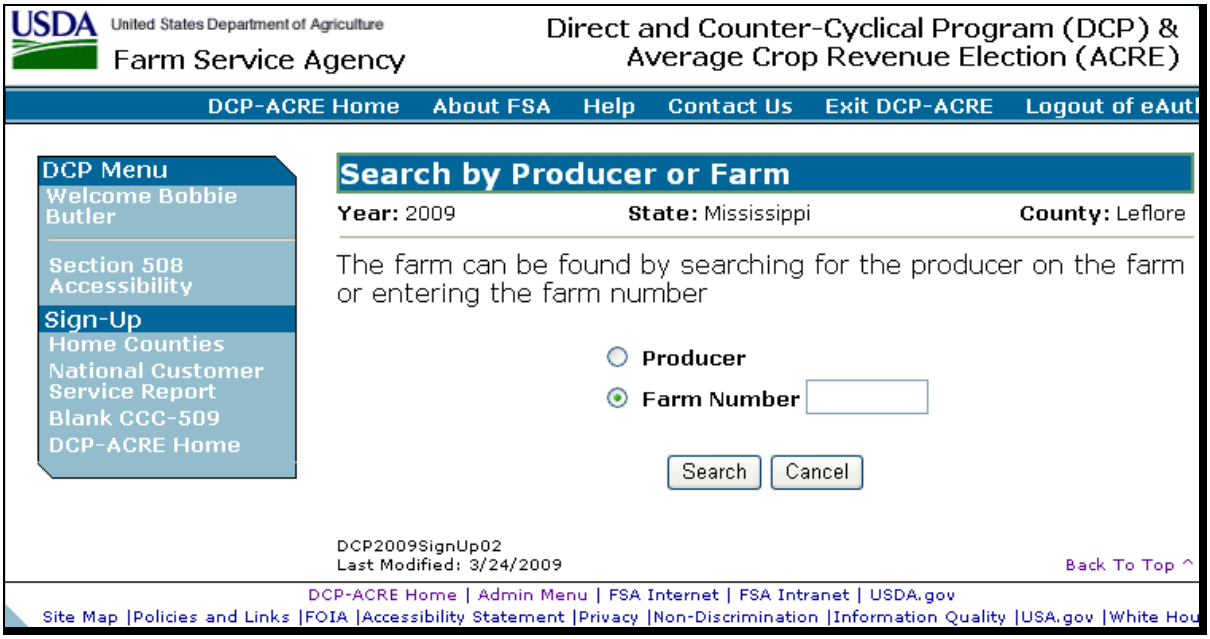

--*

To switch back to the home county, under Sign-Up, CLICK “**Home Counties**”.

The Nationwide Customer Service, Search by Producer or Farm Screen functionality is the same as when CCC-509’s are being loaded in the home county; see paragraph 23 for searching by producer or by farm number. Once a farm has been selected, the Select Producer(s) – Contract Details Screen will be displayed.

D Select Producer(s) – Contract Details Screen

The Nationwide Customer Service, Select Producer(s) – Contract Details Screen functionality is the same as when CCC-509’s are being loaded in the home county; see paragraph 26. One of the following will be displayed, based on the actions taken on the Select Producer(s) – Contract Details Screen:

- Assign Producer Shares / Payment Selections Screen
- Consolidated by Producer Screen
- Consolidated by Crop Screen.

36 Nationwide Customer Service (Continued)

E Assign Producer Shares / Payment Selections Screen

The Nationwide Customer Service, Select Assign Producer Shares / Payment Selections Screen functionality is the same as when CCC-509's are being loaded in the home county; see paragraph 27.

F Consolidated by Producer Screen

The Nationwide Customer Service Section, Consolidated by Producer Screen functionality is the same as when CCC-509's are being loaded in the home county, **except** as follows:

- enrollment date **cannot** be loaded
- approval date **cannot** be entered
- CCC-509 **cannot** be canceled.

All of these activities **must** be done in the producer's home county; see paragraph 28 for Consolidated by Producer Screen functionality.

G Consolidated by Crop Screen

The Nationwide Customer Service Section, Consolidated by Crop Screen functionality is the same as when CCC-509's are being loaded in the home county, **except** as follows:

- enrollment date **cannot** be loaded
- approval date **cannot** be entered
- CCC-509 **cannot** be canceled.

All of these activities **must** be done in the producer's home county, see paragraph 29 for Consolidated by Crop Screen functionality.

H County Office Action

County Offices that process nationwide customer service CCC-509's **must**:

- immediately FAX a copy of the signed CCC-509 to the producer's home county
- mail the original signed CCC-509 to the producer's home county
- maintain a copy of the signed CCC-509.

37 Updating Signatures

A Overview

Updating signatures **without** accessing CCC-509 is available in CCC-509 software. To access the update signatures process, under Sign-Up, CLICK "**Update Signatures**".

Note: Signatures can also be updated on the Consolidated by Producer and Consolidated by Crop Screens.

B Update Signatures Screen

Following is an example of the Update Signatures Screen.

*--

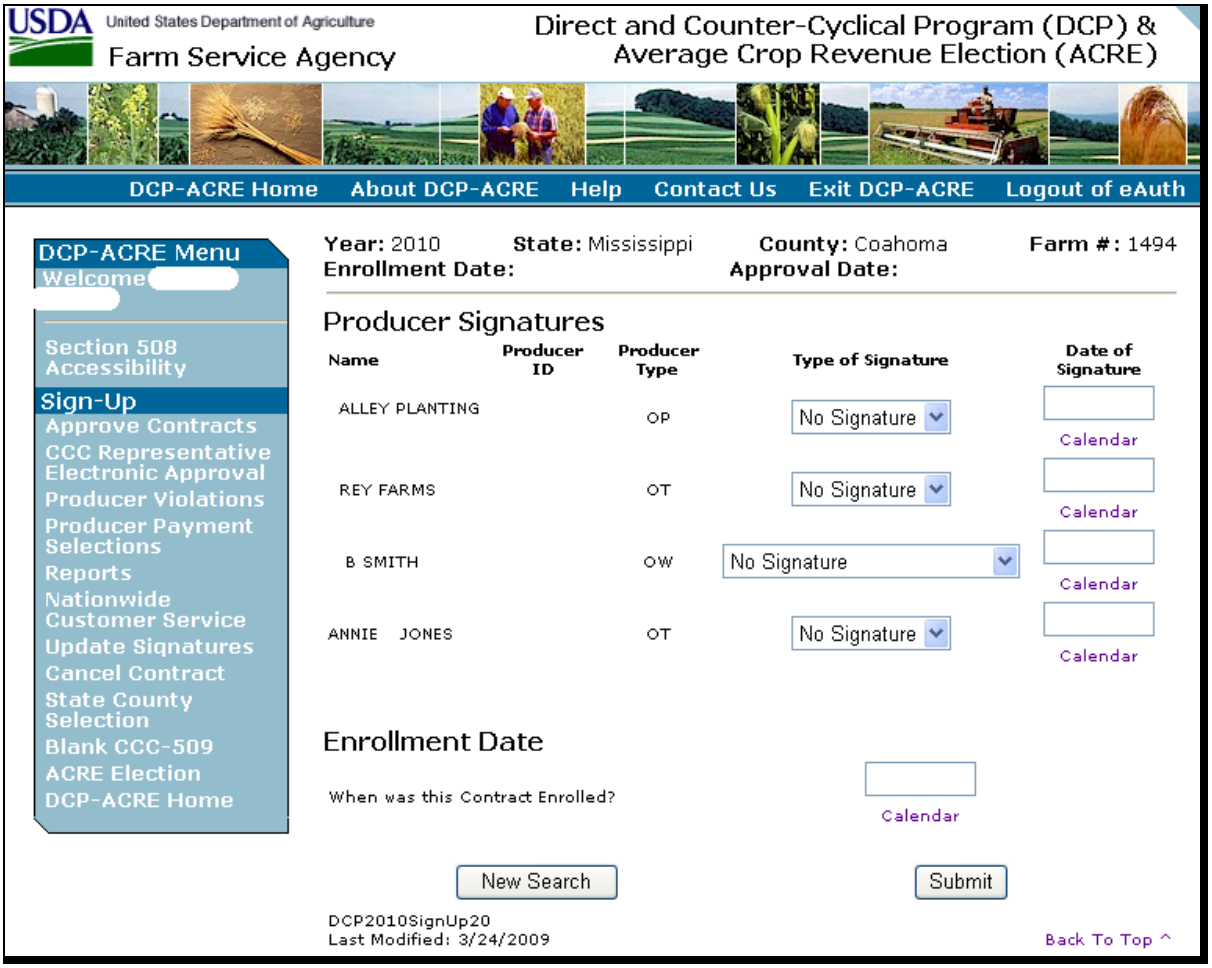

--*

37 Updating Signatures (Continued)

C Field Descriptions/Actions

The following table provides the field descriptions and actions on the Update Signatures Screen.

Field/Button	Description	Action
Year	Year as selected.	
State	State as selected.	
County	County as selected.	
Farm #	Farm number as selected.	
Enrollment Date	Enrollment date as entered on the Consolidated by Producer or Consolidated by Crop Screen.	
Approval Date	Approval date as entered on the Consolidated by Producer, Consolidated by Crop, Approve Contracts, or CCC Representative Electronic Approval Screen.	
Producer Signatures	If producer signs electronically, the system will update the producer signature block. All other signature types **must** be updated by the County Office. This is a tool to keep track of signatures received for each CCC-509. Producers are **not** authorized to updated producer signature information.	
Type of Signature	Manual selection. The system will update electronic signatures. See subparagraph 28 D for signature types.	If producer has shares greater than zero, ***--**or OO (owner/operator) or OW**--*** producer type, a signature type other than **no** signature **must** be updated. Contracts **cannot** be enrolled or approved until all signatures have been received. Specific program rules **must** be followed when determining when a producer **must** sign CCC-509. **Note:** Type of signature shall **only** be updated when the producer actually signs and dates CCC-509.

37 Updating Signatures (Continued)

C Field Descriptions/Actions (Continued)

Field/Button	Description	Action
Date of Signature	Manual entry.	Enter date the producer signed CCC-509 ***--**in mm/dd/yyyy, mmddyyyy, or mmddyy format.**--*** See 1-DCP (Rev. 2), paragraph 402 for situations involving producers that did **not** sign CCC-509 on or before June 1 of applicable contract period. See subparagraph 28 D for signature date exceptions.
When was this Contract enrolled?	Manual entry.	Enter the date all shares equal 100 percent and all required producer signatures have been ***--**received in mm/dd/yyyy, mmddyyyy, or mmddyy format.**--*** See 1-DCP (Rev. 2), paragraph 402 for situations involving producers signatures received in the County Office after June 1 of applicable contract period. **Note:** All applicable signature types **must** be loaded **before** an enrollment date can be entered. See subparagraph 28 D for signature type validations.
New Search	All actions are canceled. If data was **not** submitted, it will **not** be saved. Search by Producer or Farm Screen will be displayed.	
Submit	Data is stored. Print Screen will be displayed.	

38 Canceling CCC-509's by Farm

A Overview

Canceling CCC-509's **without** accessing CCC-509 is available in CCC-509 software. To access CCC-509 cancellation process, under Sign-Up, CLICK "**Cancel Contract**".

Note: CCC-509's can also be canceled on the Consolidated by Producer and Consolidated by Crop Screens.

B Cancel Contract by Farm Screen

Following is an example of the Cancel Contract by Farm Screen.

*--

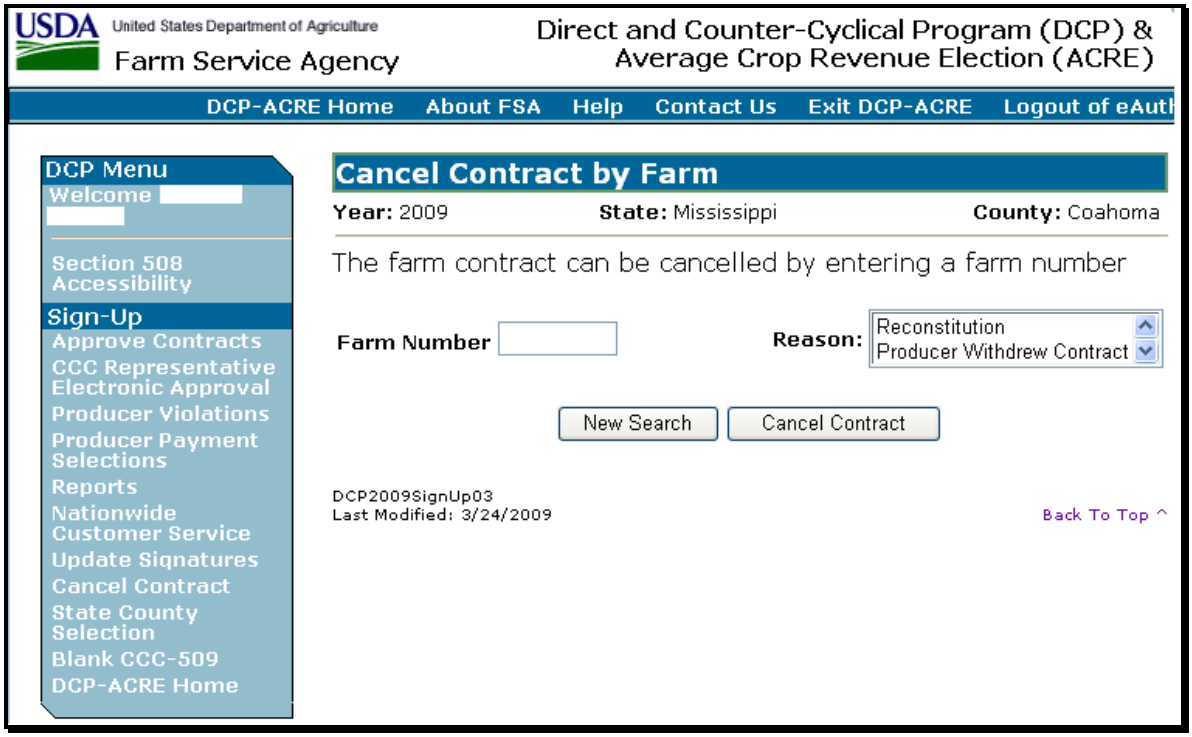

--*

38 Canceling CCC-509's by Farm (Continued)

C Field Descriptions/Actions

The following table provides the field descriptions and actions on the Cancel Contract by Farm Screen.

Field/Button	Description	Action
Year	Year as selected.	
State	State as selected.	
County	County as selected.	
Farm Number	Manual entry.	Enter the farm number of CCC-509 to be canceled.
Reason	Manual entry.	User **must** select 1 of the following reasons from the drop-down menu, if CCC-509 is canceled: • Acreage Reporting Violation • CCC-509 Entered in Error • Farm Record Modification; automatic cancels will occur; see paragraph 30 • FAV Violation • Out Transfer • Producer Withdrew Contract • Reconstitution •*--Production Not Provided; see 1-DCP (Rev. 3), paragraph 196.--*
New Search	All actions are canceled. If data was **not** submitted, it will **not** be saved. Search by Producer or Farm Screen will be displayed.	
Cancel Contract	CCC-509 is canceled. Contract Canceled Screen will be displayed. **Note:** FAV payment reductions for the farm will also be canceled.	

39-45 (Reserved)

46 State Office Access to the DCP Web Site

A Accessing the DCP Web Site

State Office users shall access CCC-509 software according to paragraph 21. After entering an eAuthentication user ID and password, and clicking “Login”, the State User Home Page will be displayed.

B State User Home Page

Following is an example of the State User Home Page.

*--

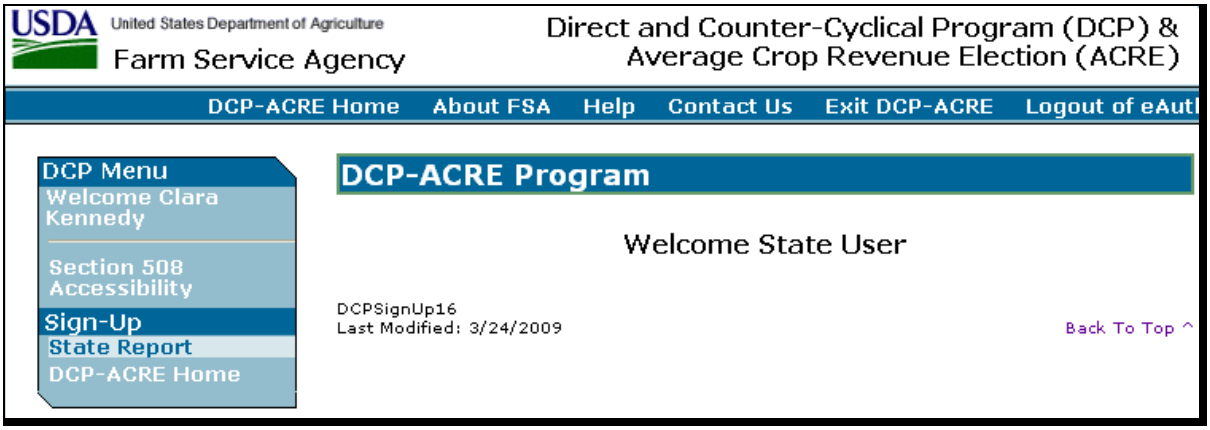

--*

47 State Report Selections

A Overview

State Office users will **only** have access to State Office reports, **unless** they have requested:

- Nationwide Customer Service access according to paragraph 49
- State Office representative access according to paragraph 50.

To access State Office reports, under Sign-Up, CLICK "**State Report**". The State Report Selection Screen will be displayed.

B State Report Selection Screen

Following is an example of the State Report Selection Screen.

*--

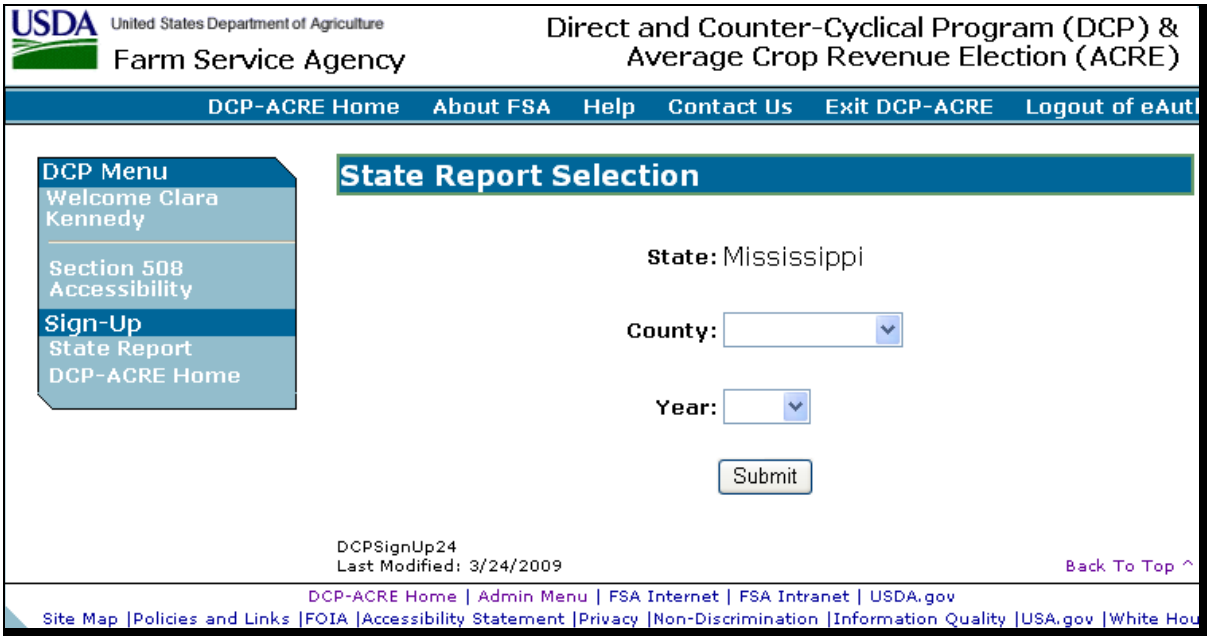

--*

C Field Descriptions and Actions

The following provides field descriptions and actions that can be taken on the State Report Selection Screen.

Field/Button	Description	Action
State	State associated with the user.	
County	Drop-down menu with the county names applicable to the user's State.	Select the applicable county. Only 1 county can be selected at a time.
Year	Drop-down menu with program years.	Select the applicable program year.
Submit	State Reports Screen will be displayed.	

48 State Reports

A Overview

Several standard reports are available for State Offices to use as tools for assisting County Offices with DCP signup. To access the State Reports Screen, under Sign-Up, CLICK "**State Report**".

B State Reports Screen

Following is an example of the State Reports Screen.

*--

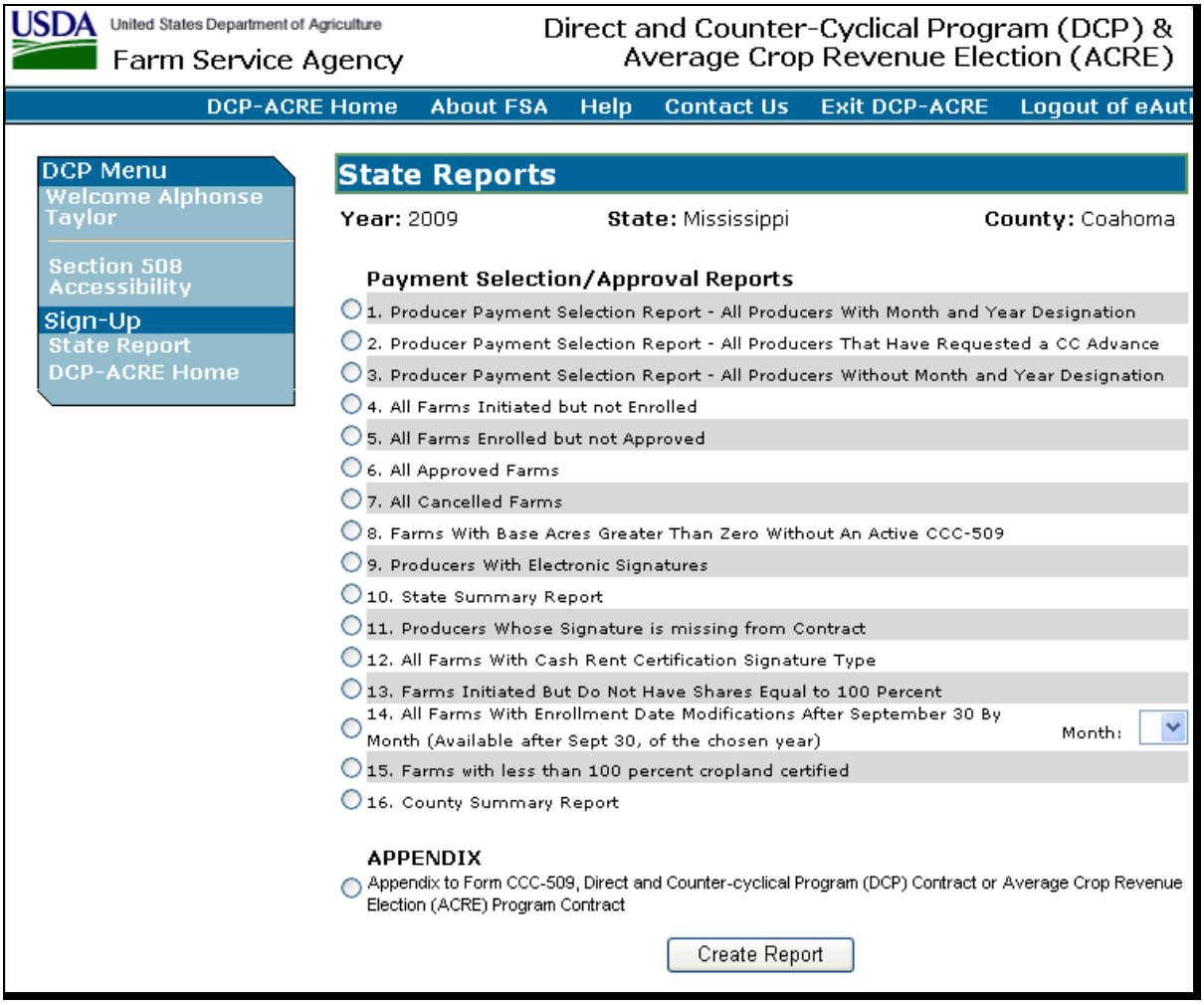

--*

48 State Reports (Continued)

C Report Descriptions

The following table provides descriptions of each of the available reports. Only 1 report can be created at a time. The report will be displayed in PDF format and can be printed, if needed.

Note: All State reports, **except** the Appendix to CCC-509, Direct and Counter-Cyclical Program Contract Report, are run against a reporting database; therefore, the reports will print data that was updated as of the previous day.

IF user selects the following...	THEN the following will be displayed...
Producer Payment Selection Report – All Producers With Month and Year Designation	all producers with a month and year designation in the county selected on the State Report Selection Screen.
Producer Payment Selection Report – All Producers That Have Requested a CC Advance	all producers that have requested CC advanced payments in the county selected on the State Report Selection Screen.
Producer Payment Selection Report – All Producers Without Month and Year Designation	all producers that have shares greater than zero that have **not** selected a month and year for advance payment in the county selected on the State Report Selection Screen.
All Farms Initiated But **Not** Enrolled	all farms that have been initiated but have **not** been enrolled in the county selected on the State Report Selection Screen.
All Farms Enrolled But **Not** Approved	all farms that have an enrollment date entered but have **not** been approved in the county selected on the State Report Selection Screen.
All Approved Farms	all approved farms in the county selected on the State Report Selection Screen.
All Cancelled Farms	all farms that have been canceled by a County Office user or by farm maintenance changes in the county selected on the State Report Selection Screen.
Farms With Base Acres Greater Than Zero Without An Active CCC-509	all farms that have base acres greater than zero in farm maintenance but do **not** have an initiated CCC-509 in the county selected on the State Report Selection Screen.
Producers With Electronic Signatures	all producers that have electronically signed CCC-509 in the county selected on the State Report Selection Screen.
State Summary Report	a summary count of CCC-509's that are initiated, enrolled, approved, cancelled, and have electronic signatures for each county in the State.

48 State Reports (Continued)

C Report Descriptions (Continued)

IF user selects the following...	THEN the following will be displayed...
Producers Whose Signature is Missing from Contract	all farms that are missing producer signatures in the county selected on the State Report Selection Screen.
All Farms With Cash Rent Certification Signature Type	all farms that have 1 or more producers with a cash rent certification signature type in the county selected on the State Report Selection Screen.
Farms Initiated But Do **Not** Have Shares Equal to 100 Percent	all farms that do **not** 100 percent of shares designated in the county selected on the State Report Selection Screen.
All Farms With Enrollment Date Modifications After September 30 by Month **Note:** Select a county and a month.	all farms that had an enrollment date modified during the month selected in the county selected on the State Report Selection Screen. **Note:** See 1-DCP, paragraph 401 for additional information.
Farms With Less Than 100 Percent Cropland Certified	all farms that have an active CCC-509, but do **not** have 100 percent of cropland certified on FSA-578 in the county selected on the State Report Selection Screen.
County Summary Report	a summary count of eligible farms and CCC-509's that are initiated, enrolled, and approved in the county selected on the State Report Selection Screen.
Appendix to CCC-509, Direct and Counter-Cyclical Program ***--**(DCP) Contract or Average Crop Revenue Election (ACRE) Program Contract**--***	CCC-509 terms and conditions. **Note:** All signatories to CCC-509 shall be provided a copy of the CCC-509 Appendix.

49 Nationwide Customer Service

A Requesting Access

--**State Office users shall request access to DCP-ACRE Nationwide Customer Service**--
according to the following:

- provide the National Office with all State employees who are to have access, and include the following:

  - State name
  - employee's legal first and last name
  - employee's USDA eAuthentication user ID

- FAX information to 202-720-0051, Attn: Neeru Gulati

--Note:** Include on the FAX that the request is for DCP-ACRE State Office user**--
Nationwide Customer Service access.

- contact PECD, Common Provisions Branch at 202-720-3464 with any questions or concerns.

Note: Additional employees can be added at any time by requesting access according to this subparagraph.

To access Nationwide Customer Service, under Sign-Up, CLICK "**Nationwide Customer Service**". The National Selection Screen will be displayed.

49 Nationwide Customer Service (Continued)

B National Selection Screen

Following is an example of the National Selection Screen.

*--

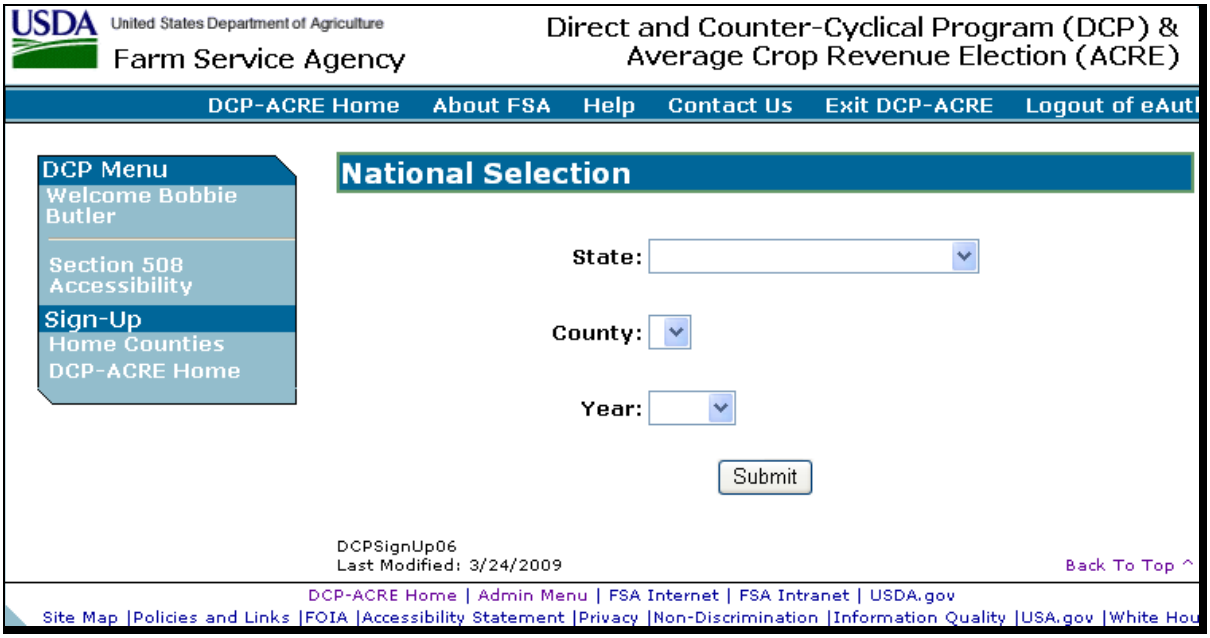

--*

C Accessing Nationwide Customer Service

State Office users that request access according to subparagraph A, shall access Nationwide Customer Service according to paragraph 36.

50 State Office Administrative Access

A Overview

1-DCP (Rev. 1), paragraph 403 provides instructions for requesting State Office web-based DCP administrative access. State Office users that are granted administrative access will be able to update signature and enrollment dates that are later than the signature and enrollment date deadline.

B Welcome Screen

When a State Office user with web-based DCP administrative access logs in, the following screen will be displayed.

*--

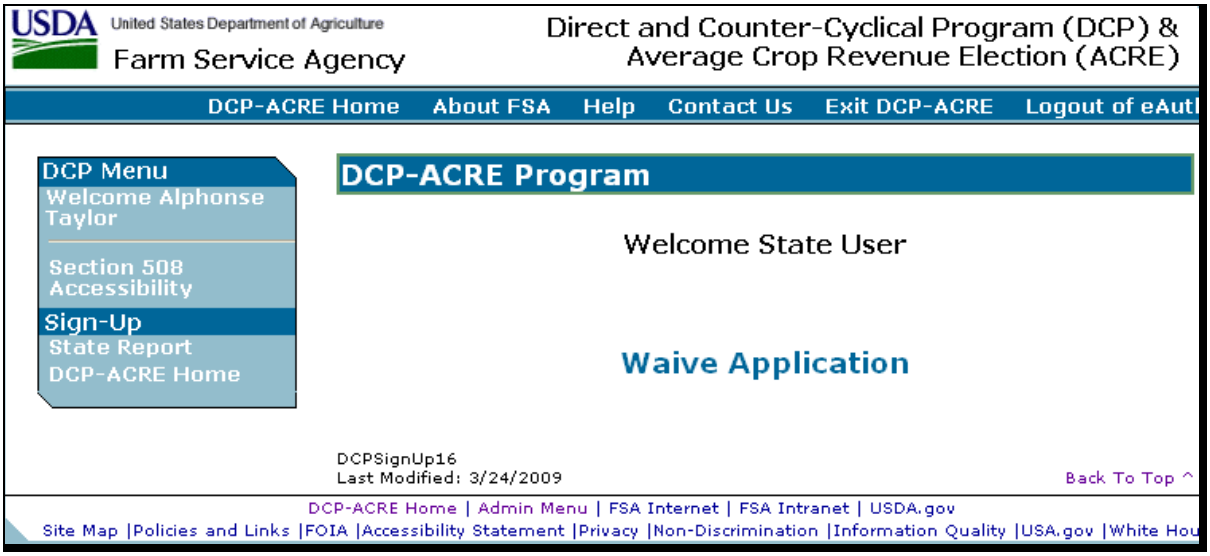

--*

CLICK "**Waive Application**" to enter the administrative option.

50 State Office Administrative Access (Continued)

C State Admin Waiving Application National Selection Screen

After users click “Waive Application”, the State Admin Waiving Application National Selection Screen will be displayed. From the drop-down menus, select the State, county, and year of CCC-509 to be updated.

Note: State Office administrative access users will **only** be able to update CCC-509’s within their State.

*--

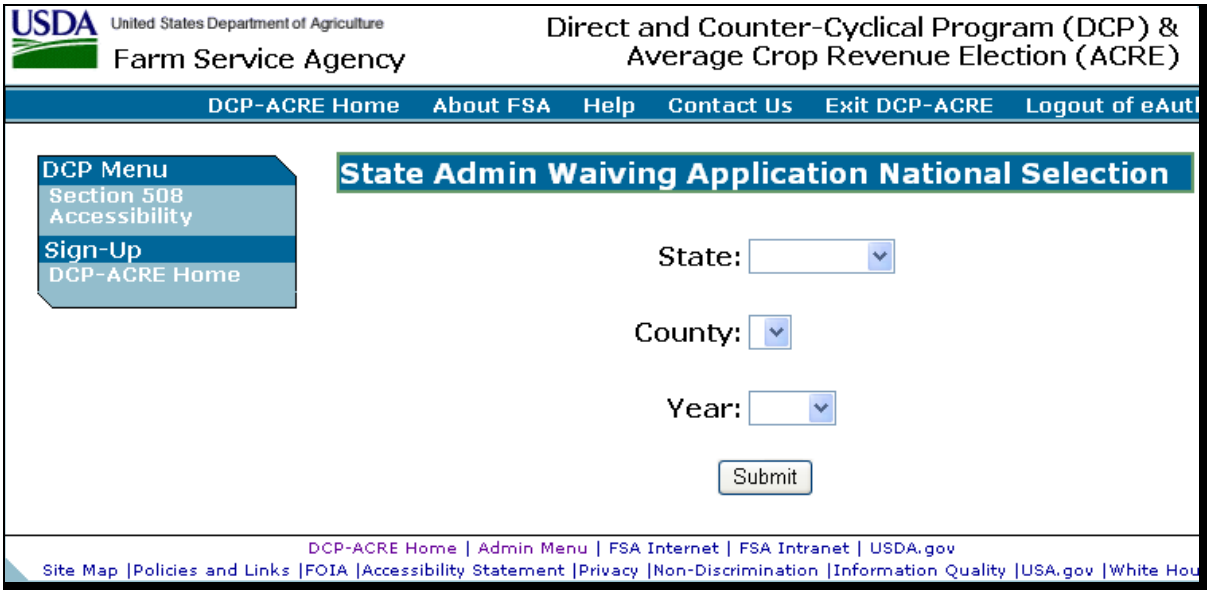

--*

D Search by Producer or Farm Screen

The functionality of the Search by Producer or Farm Screen in State Office administrative access is the same as CCC-509’s being loaded in the home county (see paragraph 23). Once a farm has been selected, the Select Producer(s) – Contract Details Screen will be displayed.

***--50 State Office Administrative Access (Continued)**

E Select Producer(s) – Contract Details Screen

The functionality of the Select Producer(s) – Contract Details Screen in State Office administrative access is the same as CCC-509's being loaded in the home county (see paragraph 26). One of the following screens will be displayed based on the actions taken on the Select Producer(s) – Contract Details Screen:

- Assign Producer Shares/Payment Selections
- Consolidated by Producer
- Consolidated by Crop.

F Assign Producer Shares/Payment Selections

The functionality of the Assign Producer Shares/Payment Selections Screen in State Office administrative access is the same as CCC-509's being loaded in the home county (see paragraph 27).

G Consolidated by Producer Screen

The functionality of the Consolidated by Producer Screen in State Office administrative access is the same as CCC-509's being loaded in the home county, **except** the signature and enrollment date can be later than the sign up deadline (see paragraph 28).

H Consolidated by Crop Screen

The functionality of the Consolidated by Crop Screen in State Office administrative access is the same as CCC-509's being loaded in the home county, **except** the signature and enrollment date can be later than the sign up deadline (see paragraph 29).

I State Office Action

State Offices that update CCC-509's through the State Office administrative access **must** immediately notify the County Office of actions that were taken on CCC-509.**--***

50-60 (Reserved)

Section 3 Producer Access

61 Producer Access to eDCP

A Overview

*--eDCP allows producers to enroll in DCP-ACRE online. Producers can choose DCP and ACRE payment options, assign crop shares, and sign and submit their CCC-509's from any computer with Internet access. Producers **no** longer have to travel to their local FSA office to complete these tasks and can view and print submitted CCC-509 options at any time.

The eDCP voluntary service:

- is available to all producers who are eligible to participate in DCP and ACRE
- is offered as an additional DCP and ACRE enrollment option; producers can still complete CCC-509's in person at the County Office
- does **not** alter any DCP or ACRE provisions.

Example: For a farm to be enrolled in DCP or ACRE, **all** OW's and producers with a share on the farm **must** sign CCC-509.

B eDCP Benefits

The easy-to-use eDCP service offers many advantages for DCP and ACRE participants as--* follows:

- provides maximum flexibility to complete CCC-509's, 24 hours a day, 7 days a week
- eliminates or reduces travel time to the County Office
- reduces paperwork
- offers quick access to CCC-509's, worksheets, and other DCP information
- speeds up CCC-509 processing time at County Offices
- maintains all data in a central location
- protects private information through strict security measures.

C Obtaining eAuthentication Accounts

To use the eDCP service, a producer **must** have an active USDA eAuthentication level 2 account. This account allows producers to complete online transactions and, if they choose, to electronically sign their CCC-509. To obtain an eAuthentication account, producers shall:

- complete the online registration form located at **http://www.eauth.egov.usda.gov**
- visit their local County Office for identity verification.

If the producer has previously completed these steps, **no** action is needed.

61 Producer Access to eDCP (Continued)

D Accessing eDCP

Producers shall access eDCP by going to **http://www.fsa.usda.gov/egov/edcp_default.htm**. The Online Services Screen will be displayed.

Producers shall CLICK:

- "**Electronic Direct and Counter-Cyclical Payment Program (eDCP) Service**"; the eDCP Online Services Screen will be displayed
- "**Access eDCP Service**"; the USDA eAuthentication Warning Screen will be displayed
- "**Continue**", to proceed or "**Cancel**", to end the process.

This is an example of the USDA eAuthentication Warning Screen.

Note: Internet Explorer shall be used when accessing eDCP.

61 Producer Access to eDCP (Continued)

D Accessing eDCP (Continued)

If user clicks “Continue” on the USDA eAuthentication Warning Screen, the eAuthentication Login Screen will be displayed. Producers **must**:

- enter eAuthentication user ID
- enter eAuthentication password
- CLICK “**Login**”.

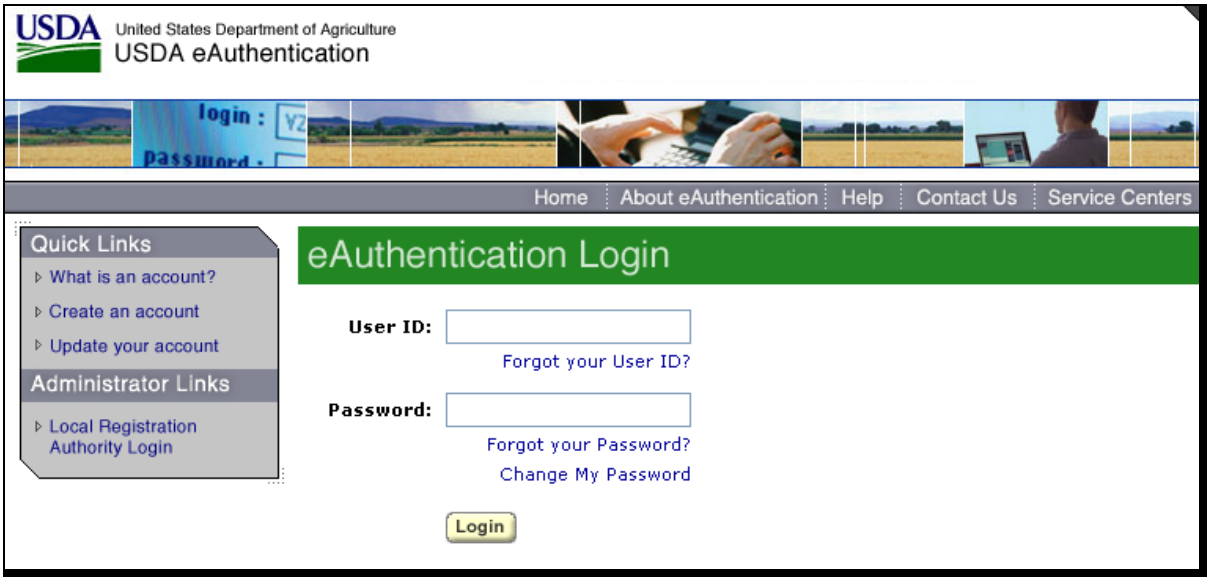

62 CCC-509 Appendix

A Overview

Immediately after a producer's eAuthentication information has been accepted, the CCC-509 Appendix will be displayed.

B Accepting CCC-509 Appendix Terms and Conditions

The producer **must** accept the terms and conditions contained in the CCC-509 Appendix **before** continuing into the eDCP system. By electronically completing and signing CCC-509, producers:

- acknowledge receiving CCC-509 Appendix
- agree to abide by CCC-509 Appendix terms and conditions.

*** * ***

63 State, County, and Year Selection

A Overview

Once the producer accepts the CCC-509 Appendix terms and conditions, the Direct and Counter-Cyclical (DCP) Program, State-County and Year Selection Screen will be displayed. The State-County and Year Selection Screen provides producers the option to select the:

- State and county that contains CCC-509 to be updated

  Note: The drop-down menu will **only** contain counties in which the producer is associated to CCC-509.

- year of CCC-509 to be viewed/updated.

  Note: Only the current year can be updated. All prior years will be displayed in **view-only** mode.

B State-County and Year Selection Screen

Following is an example of the State-County and Year Selection Screen.

*--

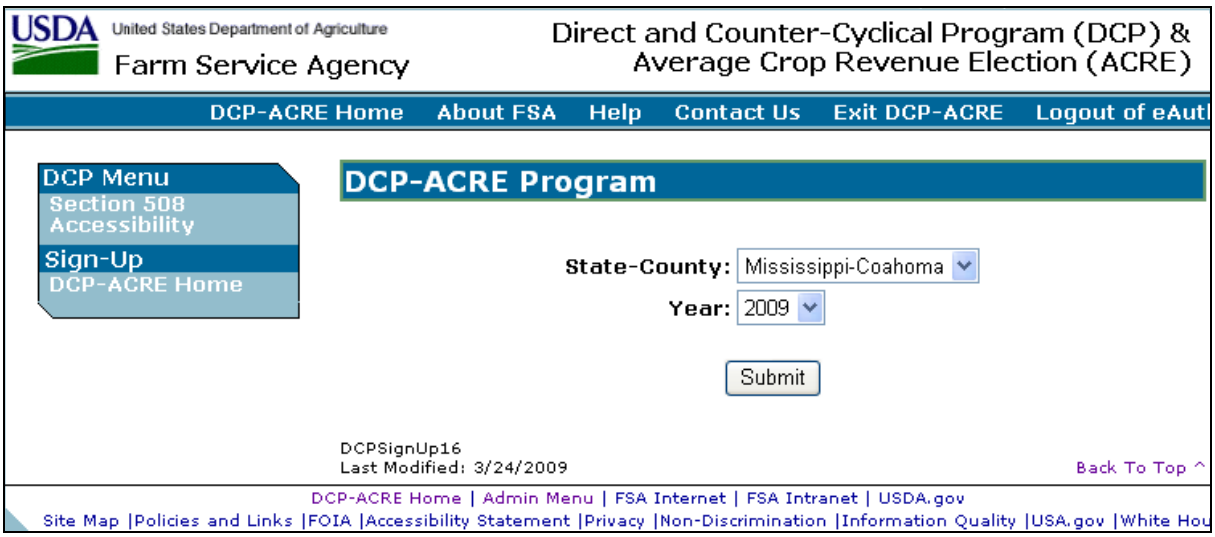

--*

63 State, County, and Year Selection (Continued)

C Field Descriptions

The following table provides the fields that are available on the State-County and Year Selection Screen.

Field/Button	Description	Action
State-County	Drop-down menu that lists State and County Offices in which a producer is associated to CCC-509.	Select the State and county that contains CCC-509 to be updated.
Year	Drop-down menu that lists the years available to be viewed or updated.	Select the applicable year. **Note:** Only the current year can be updated. All prior years will be displayed in **view-only** mode.
Submit	Displays the Select Contract – Farm Search - Farm Selection Screen.	

64 Selecting CCC-509's – Farm Search – Farm Selection

A Overview

The Select Contract – Farm Search - Farm Selection Screen allows the producer to select CCC-509 to be viewed or updated.

B Select Contract – Farm Search – Farm Selection Screen

Following is an example of the Select Contract – Farm Search – Farm Selection Screen.
*--

--*

C Options Available on the Screen

The following provides the options that are available on the Select Contract – Farm Search - Farm Selection Screen.

Button	Description
New Search	State-County and Year Selection Screen will be displayed.
Continue	**After** selecting the applicable CCC-509 to update, users CLICK "**Continue**". Only 1 farm can be selected at a time. Select Producer(s) – Contract Details Screen will be displayed, see paragraph 65.

65 Selecting Producers – CCC-509 Details

A Overview

The Select Producer(s) – Contract Details Screen provides the producer the ability to select the producers that share in CCC-509.

B Select Producer(s) – Contract Details Screen

Following is an example of the Select Producer(s) – Contract Details Screen.

*--

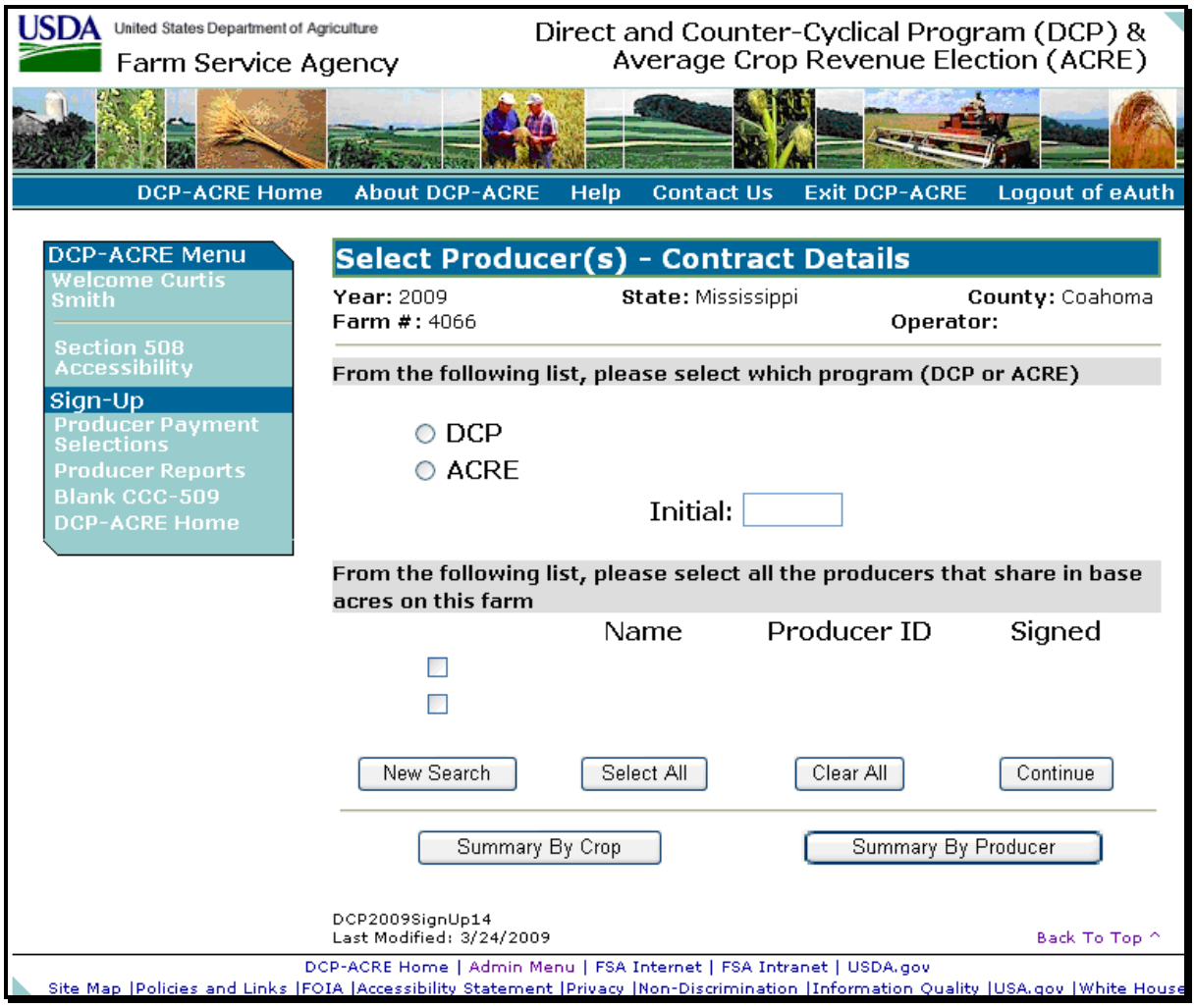

--*

65 Selecting Producers – CCC-509 Details (Continued)

C Options Available on the Screen

--**The producer must select whether he/she wants to enroll in DCP or ACRE. The producer must also enter his or her initials in the block next to choice.**--

The following table provides the button descriptions and results for the Select Producers(s) – Contract Details Screen.

IF users click…	**THEN…**
New Search	all information entered is canceled. The Search by Producer or Farm Screen will be displayed.
Select All	all producers on the farm will be selected to receive shares. A check (✓) will be displayed for all producer names.
Clear All	previously checked (✓) producers, to share in CCC-509, will be unchecked.
Continue	after users: • select **no** producers to share in CCC-509, the Consolidated by Producer Screen will be displayed, see paragraph 67 • select individual producers to share in CCC-509 by clicking the box in front of the applicable producer's name, the Assign Producer Shares / Payment Selections Screen will be displayed, see paragraph 66 • CLICK "Select All", the Assign Producer Shares / Payment Selections Screen will be displayed, see paragraph 66.
Summary by Crop	the Consolidated by Crop Screen will be displayed, see paragraph 68. This is a summary screen that can be used to: • load/modify producer shares by crop • update payment selections • update producer signature types • update enrollment date • update approval date • cancel CCC-509.
Summary by Producer	Consolidated by Producer Screen will be displayed, see paragraph 67. This is a summary screen that can be used to: • load/modify producer shares by producer • update payment selections • update producer signature types • update enrollment date • update approval date • cancel CCC-509.

66 Assigning Producer Shares/Payment Selections

A Overview

The Assign Producer Shares/Payment Selections Screen provides a question/answer method of updating share and payment selection data. This screen may be skipped over by clicking any of the following:

- "Continue" on Select Producer(s) – Contract Details Screen **without** selecting any producers to share in CCC-509
- "Summary by Producer"
- "Summary by Crop".

B Assign Producer Shares/Payment Selections Screen

Following is an example of the Assign Producer Shares/Payment Selections Screen.
*--

--*

66 Assigning Producer Shares/Payment Selections (Continued)

C Field Descriptions/Actions

The following provides the field descriptions and actions for the Assign Producer Shares/Payment Selections Screen.

Field/Button	Description	Action
Year	Year as selected.	
State	State as selected.	
County	County as selected.	
Farm #	Farm number as selected.	
Operator	OP on farm selected.	
Producer	Producer sharing in crop. **Note:** A screen will be completed for each producer that was selected to share in CCC-509 on the Select Producer(s) – Contract Details Screen.	
Producer Id	Last 4 digits of producer's ID number.	
Producer (#) of (#)	This field shows the number of producers that: • have been selected to share in this CCC-509 • are remaining. **Example:** If 5 producers were selected to share in CCC-509, the field will display 1 of 5, 2 of 5, etc.	
Crop	Each DCP-ACRE crop associated with the selected farm in farm maintenance will be displayed.	
Base Acres	Base acres associated with each crop.	
***--**Direct Payment Acres	Direct payment acres associated with each crop (83.3 percent of the base acres).	
CC Payment Acres	CC payment acres associated with each crop (85 percent of the base acres).**--***	
Direct Yield	Direct yield associated with each crop.	
CC Yield	CC yield associated with each crop.	

66 Assigning Producer Shares/Payment Selections (Continued)

C Field Descriptions/Actions (Continued)

Field/Button	Description	Action
For the (crop name) base acres on this farm, how much interest does (producer name) have? (Share)%	Manual entry for producer's share specific to applicable crop.	Enter the producer's share applicable to each crop. Enter share from 1 to 100 percent; 2 decimal places may be entered, if needed. **Example:** Producer A and Producer B share 33 1/3 percent and 66 2/3 percent. Shares would be loaded as 33.33 and 66.67 percent. Shares for all crops **must** equal 100 percent **before** the farm can be enrolled or approved.
Remaining Shares	Subtracts shares as they are entered for each producer. This is a tool to keep user informed of how much of the share percentage has been used.	

66 Assigning Producer Shares/Payment Selections (Continued)

C Field Descriptions/Actions (Continued)

Field/Button	Description	Action	
Does (producer name) want to receive a Direct Advance Payment? If yes, please select the month of Advance Payment.	Manual entry.	CLICK "Yes" or "No", as applicable.	
		IF…	**THEN…**
		"Yes"	select a month and year.
		"No"	a month and year shall **not** be selected.
Does (producer name) want to receive an Advance CC Payment?	Manual entry. ***--Note:** Not applicable to ACRE.**--***	CLICK "Yes" or "No", as applicable.	
Does (producer name) want to refuse all Direct Payments?	Manual entry.	CLICK "Yes" or "No", as applicable.	
Does (producer name) want to refuse all CC Payments?	Manual entry. ***--Note:** Not applicable to ACRE.**--***	CLICK "Yes" or "No", as applicable.	
Back	Select Producers(s) – Contract Details Screen will be displayed.		
New Search	Search by Producer or Farm Screen will be displayed.		
Next	Either of the following will be displayed: • next producer • Consolidated by Producer Screen.		

67 Consolidations by Producer

A Overview

The Consolidated by Producer Screen will be displayed as follows:

- all producer share and payment selection data has been entered on the Assign Producer Shares / Payment Selections Screen
- user clicks “Continue” on the Select Producer(s) – Contract Details Screen **without** any producers being selected to share in CCC-509
- user clicks “Summary by Producer” on the Select Producer(s) – Contract Details Screen.

B Consolidated by Producer Screen

Following is an example of the top of the Consolidated by Producer Screen.

*--

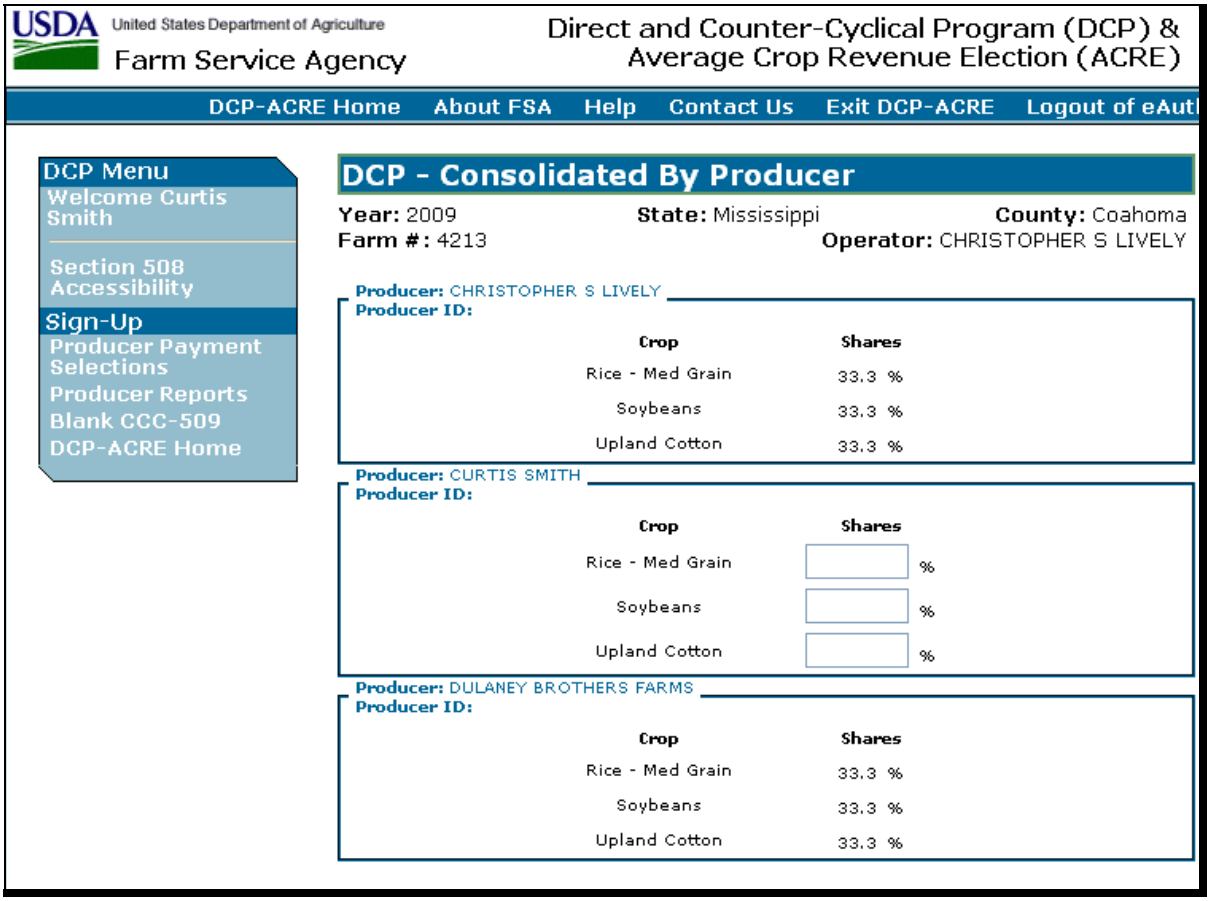

--*

67 Consolidations by Producer (Continued)

B Consolidated by Producer Screen (Continued)

Following is an example of the bottom of the Consolidated by Producer Screen.

*--

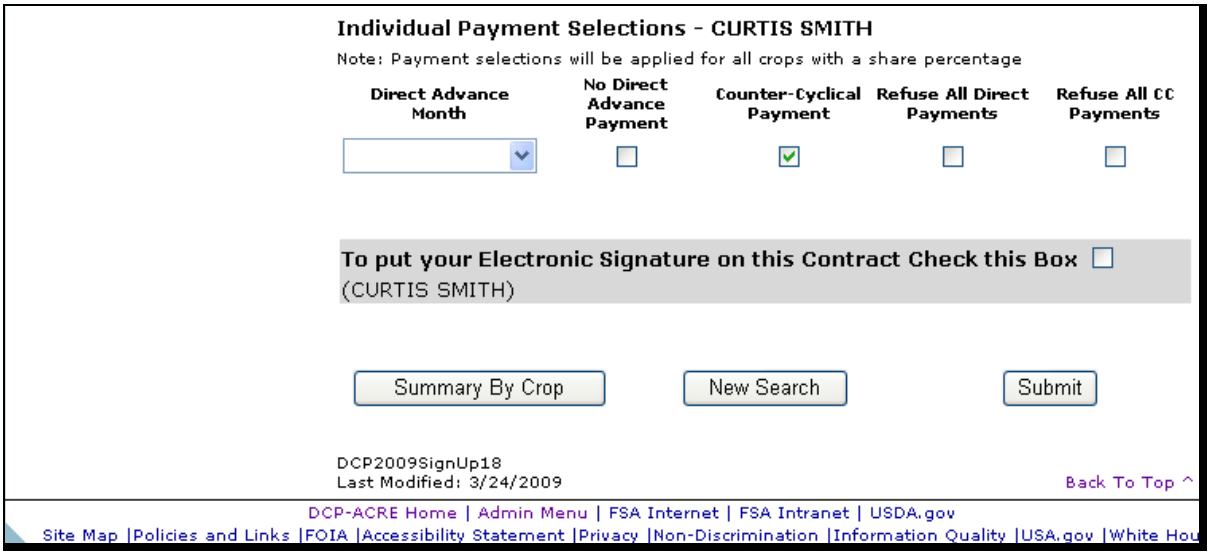

--*

67 Consolidations by Producer (Continued)

C Field Descriptions/Actions

The following provides the field descriptions and actions for the Consolidated by Producer Screen.

Field/Button	Description	Action
Year	Year as selected.	
State	State as selected.	
County	County as selected.	
Farm #	Farm number as selected.	
Operator	OP on farm selected.	
Producer	All producers associated with the selected farm.	
Producer ID	Last 4 digits of producer's ID number.	
Crop	All DCP crops associated with the selected farm.	
Shares	Share will be: • displayed, if previously entered • blank, if **not** previously entered. Shares can be entered or revised on this screen.	Enter or revise shares as applicable. Enter share from 1 to 100 percent; 2 decimal places may be entered, if needed. **Example:** Producer A and producer B share 33 1/3 percent and 66 2/3 percent. Shares would be loaded as 33.33 and 66.67 percent. Shares for all crops **must** equal 100 percent **before** the farm can be enrolled or approved.
Payment Selections	Summary of producer payment selections. Data will be: • displayed, if previously entered • blank, if **not** previously entered. Payment selection data may be entered or revised on this screen.	Enter or modify payment selections as applicable. ***--Note:** Advance CC and refuse all CC payments are not applicable to ACRE.**--***
Electronic Signature	Allows producers to sign CCC-509 electronically.	Check (✓) box to electronically sign CCC-509. **Note:** If box is **not** checked (✓), CCC-509 will **not** be considered electronically signed.
Submit	Data is stored. Print Screen will be displayed, see paragraph 69.	
Summary by Crop	Summarizes data by crop instead of by producer, see paragraph 68.	
New Search	All actions are canceled. If data was **not** submitted, it will **not** be saved. Search by Producer or Farm Screen will be displayed.	

67 Consolidations by Producer (Continued)

D Producer Notification

If the producer checks (✓) the box to electronically sign CCC-509 and clicks "Submit", the producer will receive an automatic e-mail notification to the e-mail address on file in SCIMS that CCC-509 has been received in the County Office.

Following is an example of the e-mail that will be received by the producer when CCC-509 is submitted:

--**"The 200X (DCP or ACRE) contract you submitted for farm number XXXXX through**--
USDA eDCP has been received.

If you have any questions concerning this contract, please contact the XXXXX County FSA Office. Please do not reply to this e-mail."

The producer will also receive an automatic e-mail notification to the e-mail address that is on file in SCIMS when CCC-509 that was electronically signed is approved by the County Office.

Following is an example of the e-mail that will be received by the producer when the electronically signed CCC-509 is approved:

--**"The 200X (DCP or ACRE) contract you submitted for farm number XXXXX through**--
USDA eDCP has been approved.

If you have any questions concerning this contract, please contact the XXXXX County FSA Office. Please do not reply to this e-mail."

68 Consolidations by Crop

A Overview

The Consolidated by Crop Screen will be displayed when user clicks “Summary by Crop” on either of the following:

- Select Producer(s) – Contract Details Screen
- Consolidated by Producer Screen.

All the data elements and functions on this summary screen are identical to the data elements and functions on the Consolidated by Producer Screen.

B Consolidated by Crop Screen

Following is an example of the top of the Consolidated by Crop Screen.

*--

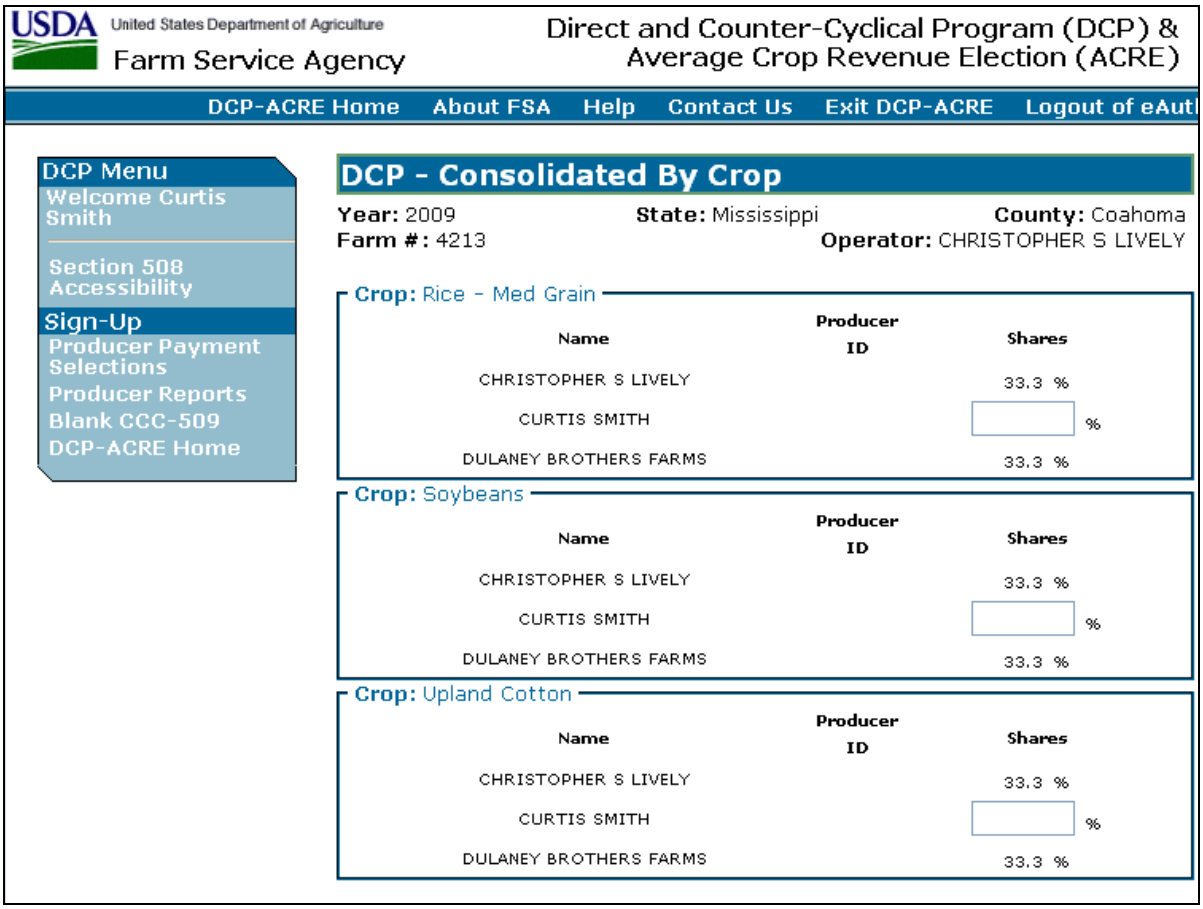

--*

68 Consolidations by Crop (Continued)

B Consolidated by Crop Screen (Continued)

Following is an example of the bottom of the Consolidated by Crop Screen.

*--

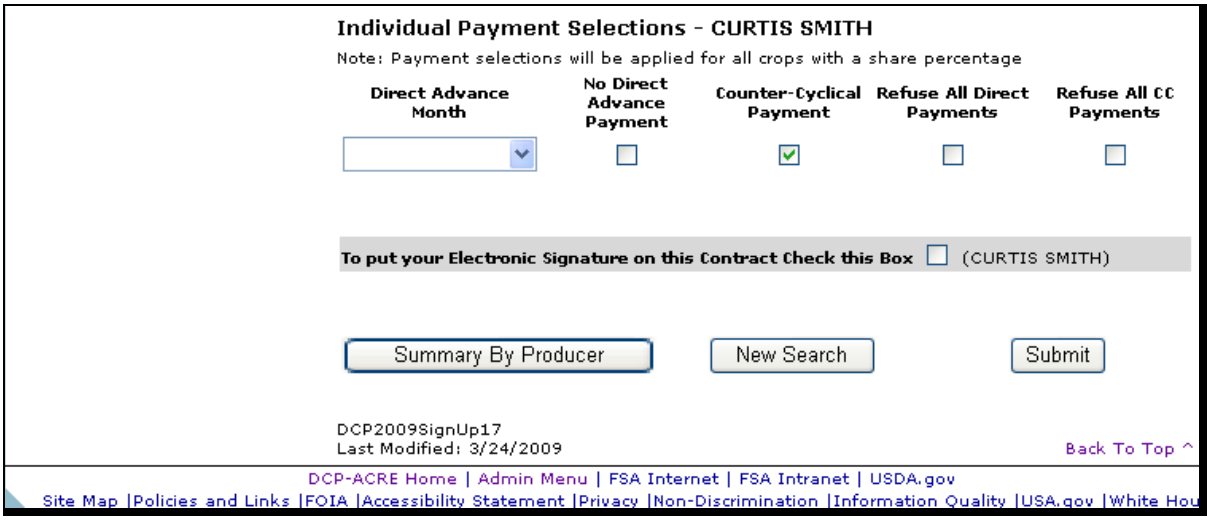

--*

Note: CLICK "**Summary by Producer**" to switch to the Consolidated by Producer Screen.

69 Printing

A Overview

The Direct and County Cyclical (DCP) Program, Print Screen will be displayed after CCC-509 is submitted.

B Print Screen

Following is an example of the Print Screen.

*--

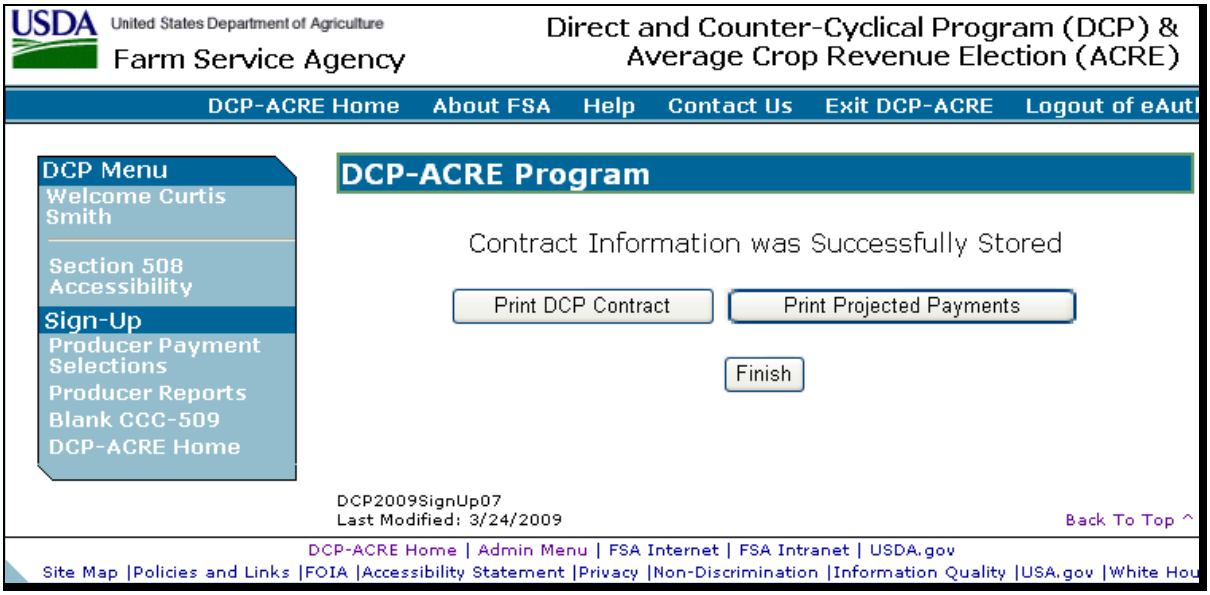

--*

C Actions

The Print Screen provides the following options.

IF users click…	THEN…
“Print DCP Contract”	CCC-509 will be displayed in a separate PDF window and users can print from the PDF window.
“Print Projected Payments”	CCC-509B will be displayed in a separate PDF window and users can print from the PDF window.

70 Producer Payment Selections

A Overview

The Producer Payment Selection Screen is being provided as a tool for producers to view or update their payment selection data in 1 place. All farms in which the producer has a share greater than zero will be displayed on the screen. To access the Producer Payment Selection Screen, under Sign-Up, click "**Producer Payment Selections**". The Producer Payment Selection Screen will be displayed.

B Producer Payment Selection Screen

Following is an example of the Producer Payment Selection Screen.

*--

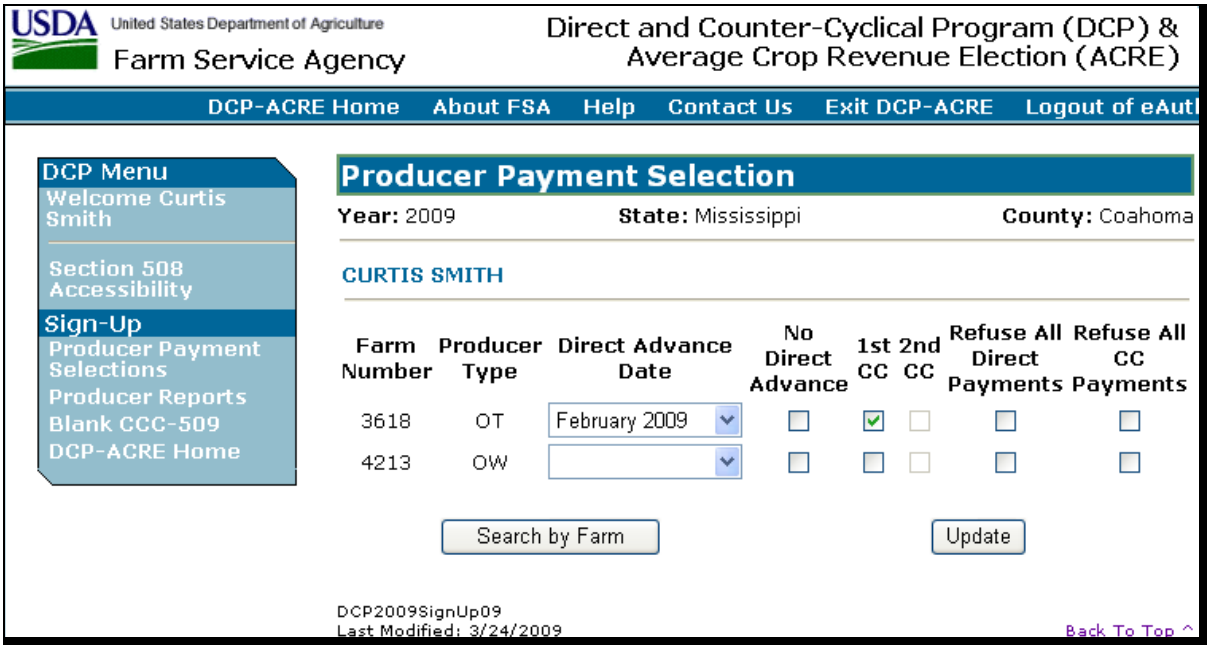

--*

70 Producer Payment Selections (Continued)

C Field Descriptions/Actions

The following provides the field descriptions and actions for the Producer Payment Selection Screen.

Field/Button	Description	Action
Year	Year as selected.	
State	State as selected.	
County	County as selected.	
Producer	Producer that logged into CCC-509 through eAuthentication.	
Farm Number	All farms on which the producer has shares greater than zero.	
Producer Type	Producers role on the farm from any of the following: •*--OO (owner/operator)--* • OP • OT • OW.	
Direct Advance Date	Manual entry. Will be populated with previously entered data. Date can be entered or changed and updated from this screen.	Enter or modify date as applicable.
No Direct Advance	Manual entry. A check (✓) will: • be displayed, if producer previously elected **not** to receive direct advance payment • **not** be displayed, if producer previously elected to receive direct advance payment.	Click the box to: • remove check (✓), if producer elects to receive direct advance payment; a direct advance date **must** be entered • add check (✓), if producer elects **not** to receive direct advance payment.
CC	Manual entry. A check (✓) will: • be displayed, if producer previously elected to receive CC advance payment • **not** be displayed, if producer previously elected to **not** receive CC advance payment. **Note:** Not applicable to ACRE.	Click the box to: • remove check (✓), if producer elects **not** to receive CC advance payment • add check (✓), if producer has elects to receive CC advance payment.

70 Producer Payment Selections (Continued)

C Field Descriptions/Actions (Continued)

Field/Button	Description	Action
Refuse All Direct Payments	Manual entry. A check (✓) will: • be displayed, if producer previously elected to refuse all direct payments • **not** be displayed, if producer previously elected to **not** refuse all direct payments.	Click the box to: • remove check (✓), if producer elects to **not** refuse all direct payments • add check (✓), if producer elects to refuse all direct payments.
Refuse All CC Payments	Manual entry. A check (✓) will: • be displayed, if producer previously elected to refuse all CC payments • **not** be displayed, if producer previously elected to **not** refuse all CC payments. ***--Note:** Not applicable to ACRE.--*	Click the box to: • remove check (✓), if producer elects to **not** refuse all CC payments • add check (✓), if producer elects to refuse all CC payments.
Search by Farm	Search by Farm Screen will be displayed.	
Update	Producer payment selection data will be updated.	

71 Producer Reports

A Overview

Several standard reports are available for producers to use as tools for DCP signup. To access the Producer Reports Menu, under Sign-Up, CLICK "**Producer Reports**".

B Reports Screen

Following is an example of the Producer Reports Screen.

*--

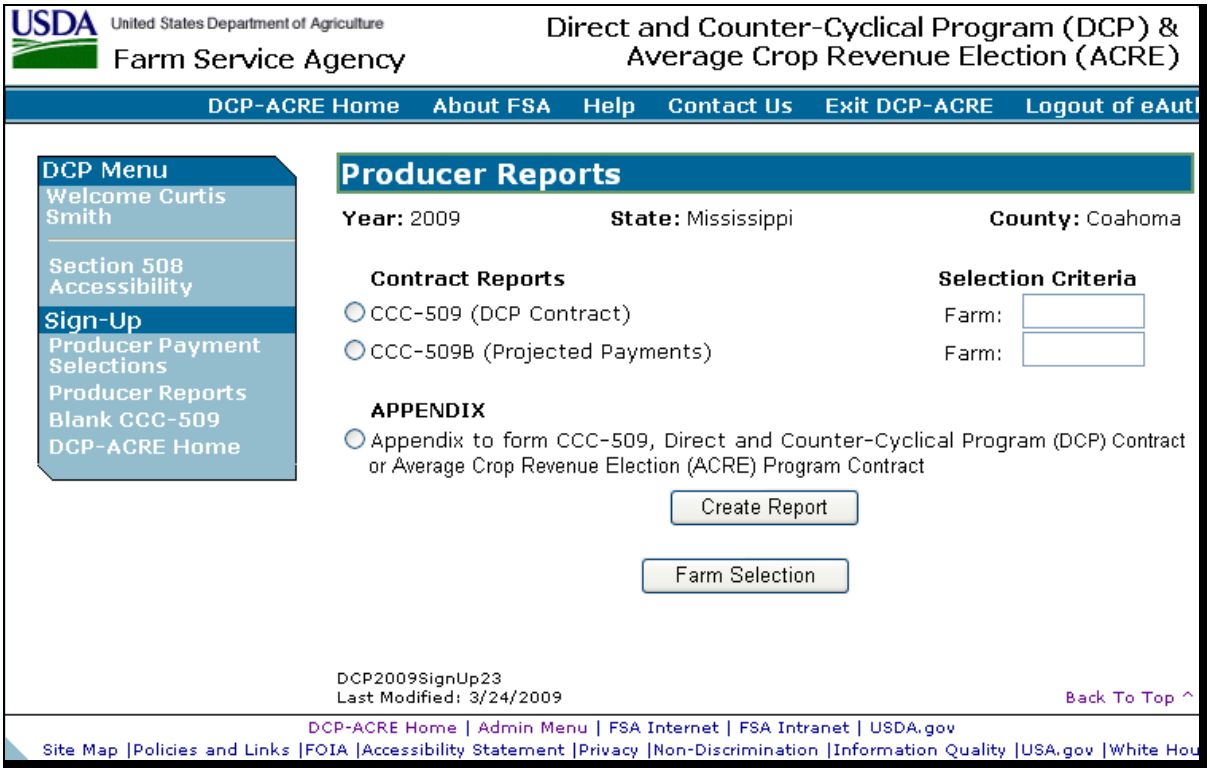

--*

71 Producer Reports (Continued)

C Report Descriptions

The following provides the report, action required, and data elements on the report. Only 1 report can be created at a time. Reports will be displayed in PDF with an option to print.

Report	Action	Result
CCC-509	Select report and enter farm number.	Pre-filled CCC-509 will be displayed. **Note:** The text size in Internet Explorer **must** be set to medium for CCC-509 to print properly. To change the text size, open Internet Explorer and click following: • "**View**" • "**Text Size**" • "**medium**".
CCC-509B	Select report and enter farm number.	CCC-509B will be displayed.
Appendix to CCC-509, Direct and Counter-Cyclical *****--Program (DCP) Contract and Average Crop Revenue Election (ACRE) Program Contract--*****	Select report.	CCC-509 terms and conditions will be displayed.

72-85 (Reserved)

Part 3 (Reserved)

86-150 (Reserved)

*--Part 4 ACRE Elections

151 Overview

A Basic Information

ACRE election software is intuitive web-based software with a centralized database. ACRE elections will be updated by:

- County Office employees
- State Office employees that have requested access to ACRE election

  Note: All State and County Office employees that have requested access to ACRE election will be able to load a nationwide customer service application, which means that any users can load ACRE elections for any customer nationwide.

- FSA customers with Internet access and eAuthentication level 2 security access (see Section 3 for additional information).

  Notes: FSA customers will **not** be able make modifications to ACRE elections that have been submitted. All ACRE election modifications **must** be processed by the FSA County Office.

  FSA customers with eAuthentication level 2 security accesses **and** a representative role established in RLMS may have the ability to view and modify ACRE elections on behalf of the customer they are representing.

ACRE election software will read farm and tract maintenance files.

In this part, user means County Office employees and producers **except** where specifically noted.**--***

152-160 (Reserved)

161 County Office Access to ACRE Election Web Site

A Accessing the ACRE Election Web Site

Access the ACRE Election Home Page from the FSA Applications Intranet web site at **http://intranet.fsa.usda.gov/fsa/FSAIntranet_applications.html**. Under "Production Adjustment & Disaster Programs", CLICK, "**ACRE Election**".

Note: Internet Explorer shall be used when accessing the ACRE election Home Page.

B ACRE Program Election Login Screen

After users click "ACRE Election", users will be prompted with the following login screen. CLICK "**ACRE Login**" to continue.

*--

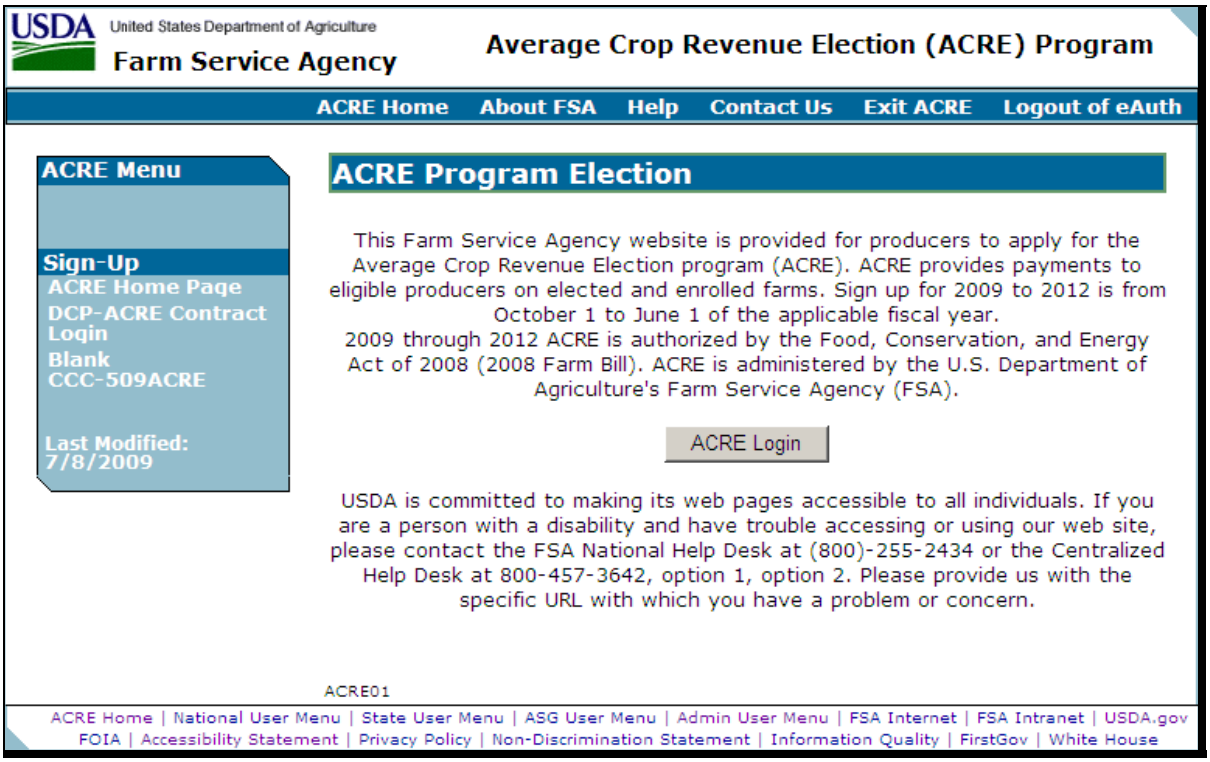

--*

*--161 County Office Access to ACRE Election Web Site (Continued)

C USDA eAuthentication Warning Screen

After users click “ACRE Login”, the USDA eAuthentication Warning Screen will be displayed. CLICK “**Continue**” to proceed or “**Cancel**” to end the process.

--*

*--161 County Office Access to ACRE Election Web Site (Continued)

D eAuthentication Login Screen

On the eAuthentication Login Screen, users **must**:

- enter eAuthentication user ID
- enter eAuthentication password
- CLICK "**Login**".

The ACRE Program Election Screen will be displayed.

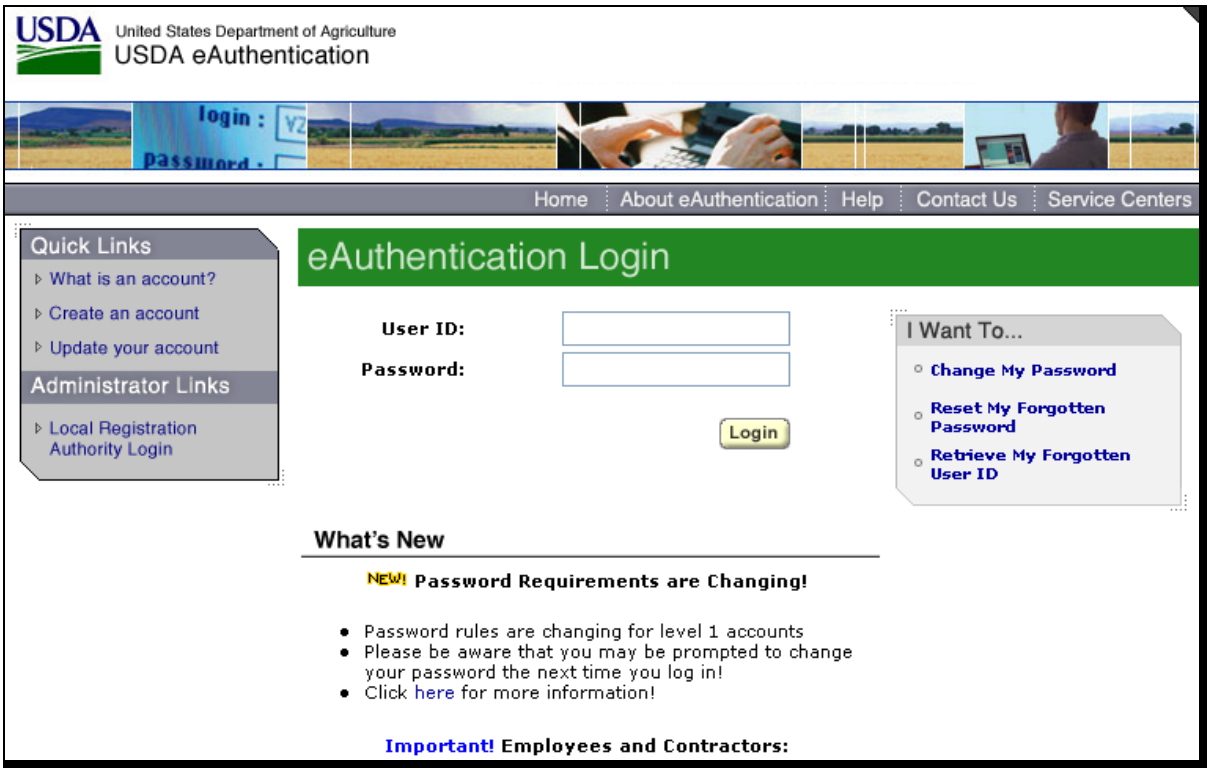

--*

162 ACRE Program Elections

A Overview

Once users are logged in and authenticated, users must select a State, county, and program year to process ACRE elections in their home counties. Under “Sign-Up”, if users click “Nationwide Customer Service”, users can take an ACRE election for a producer from any Service Center nationwide. See paragraph 171 for more information on Nationwide Customer Service access.

B ACRE Program Election Screen

Following is an example of the ACRE Program Election Screen.

*--

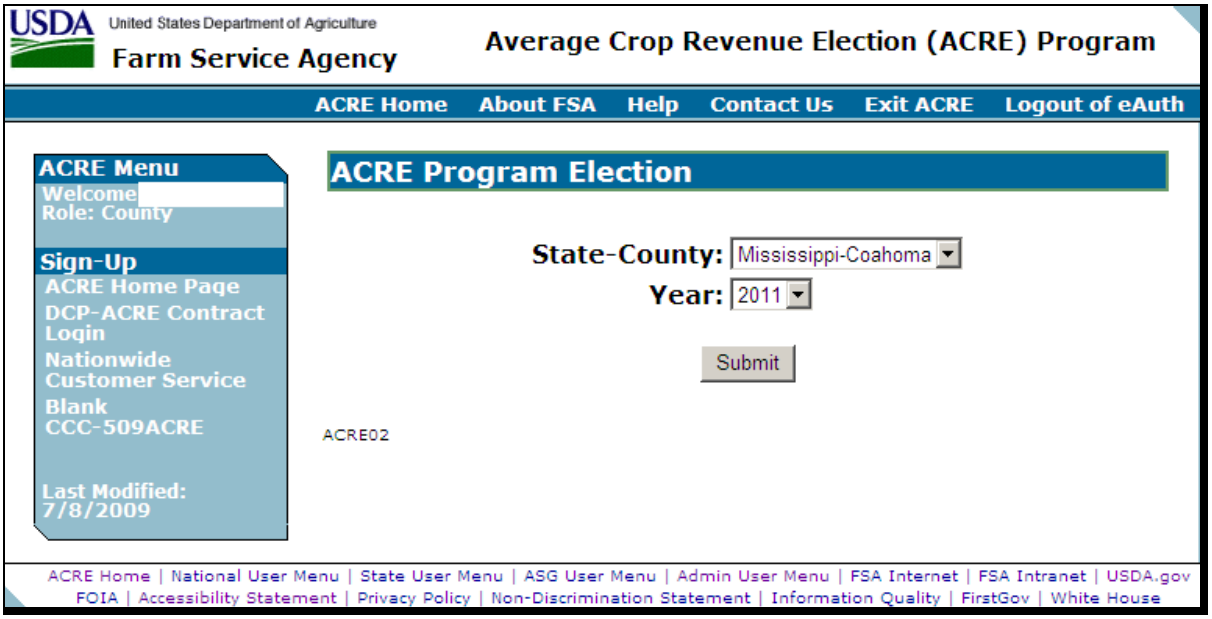

--*

C Action

Use drop-down lists to select the applicable:

- State/county
- crop year.

CLICK “**Submit**”. The Search by Producer or Farm Screen will be displayed.

163 Searching by Producer or Farm

A Overview

Once users have selected the State/county and year, the Search by Producer or Farm Screen will be displayed. The Search by Producer or Farm Screen allows users to access a farm by producer or by the specific farm number.

B Search by Producer or Farm Screen

Following is an example of the Search by Producer or Farm Screen.

*--

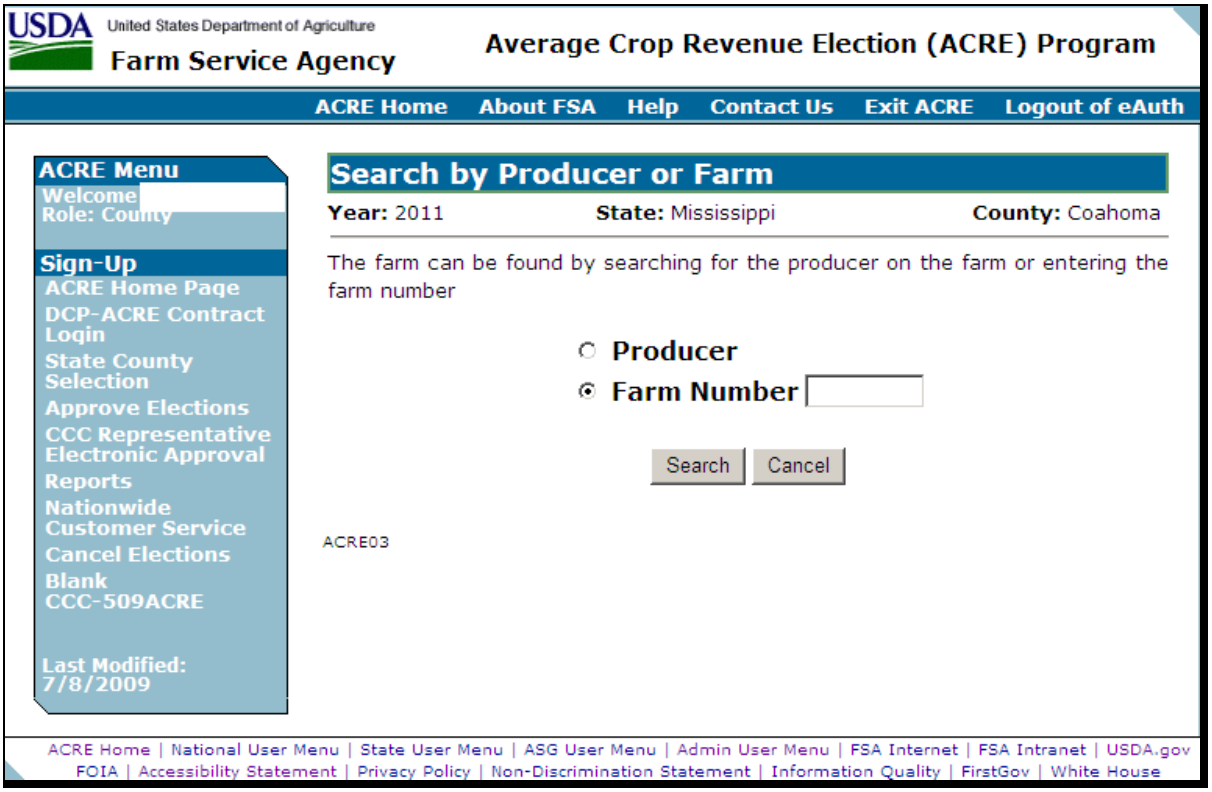

--*

***--163 Searching by Producer or Farm (Continued)**

C Action

To access an ACRE election by a specific producer:

- CLICK "**Producer**"
- CLICK "**Search**".

The SCIMS Customer Search Screen will be displayed (paragraph 164).

Note: This option **must** be taken when **any** producer information has changed after the ACRE election has been initiated. Search for the producer who has changed and the ACRE election will be automatically updated with that producer's information.

To access an ACRE election by a specific farm number:

- CLICK "**Farm Number**"
- enter the applicable farm number
- CLICK "**Search**".

The Producer Signatures Screen will be displayed (paragraph 166).

Note: Taking this option will **not** update producer information that has changed since the ACRE election was initiated. If any producer information has changed since the ACRE election was initiated, take the option to search by producer (see subparagraph B for additional information).**--***

*--164 SCIMS Customer Searches

A Overview

If users access an ACRE election by specific producer, the SCIMS Customer Search Screen will be displayed. The SCIMS Customer Search Screen provides users with a method of searching SCIMS to find the applicable producer. Producer can be selected by type, name, tax ID, or other. See 1-CM for additional information on SCIMS.

B SCIMS Customer Search Screen

Following is an example of the SCIMS Customer Search Screen.

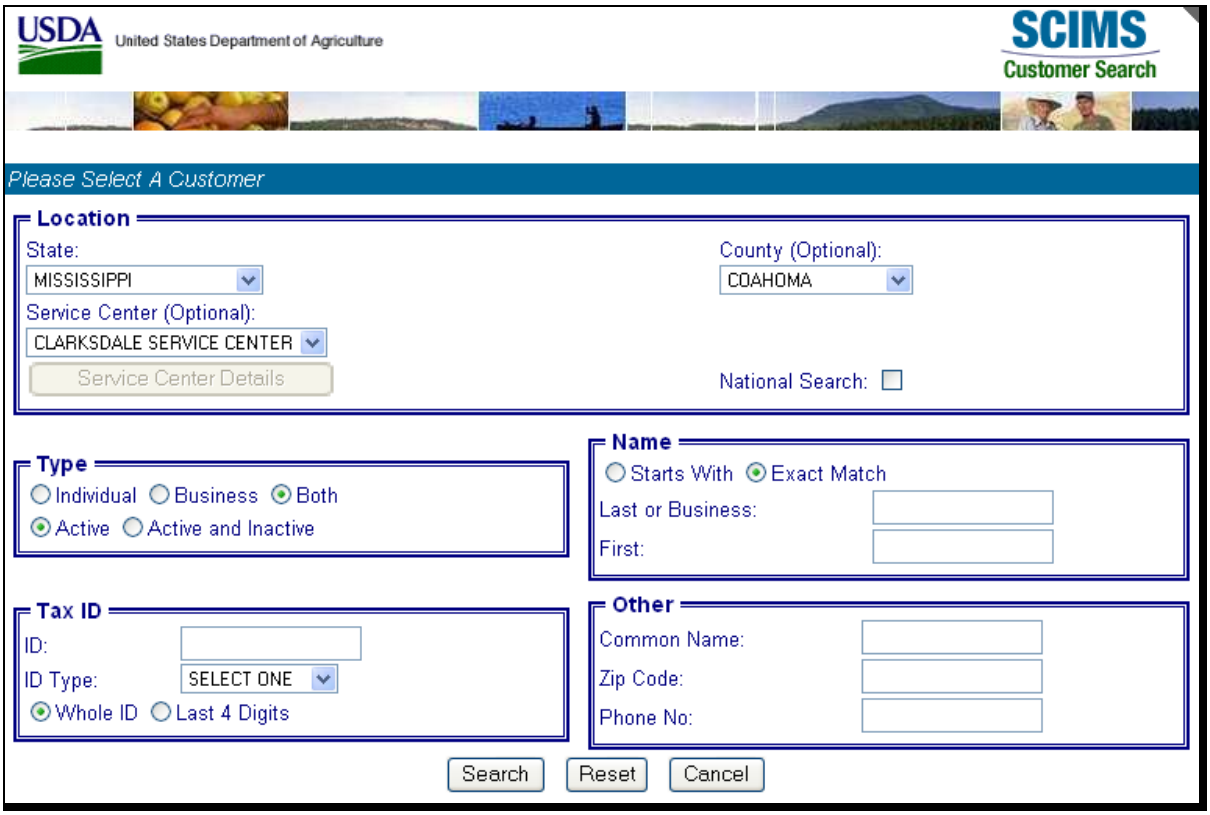

Users **must** select customers based on search results by clicking the applicable producer. Once a producer is selected, the Farm Selection Screen will be displayed (paragraph 165).--*

165 Farm Selections

A Overview

Once a producer has been selected, the Farm Selection Screen will be displayed with the farm numbers, operator name, and contract status for each farm associated with the selected producer.

B Farm Selection Screen

Following is an example of the Farm Selection Screen.

*--

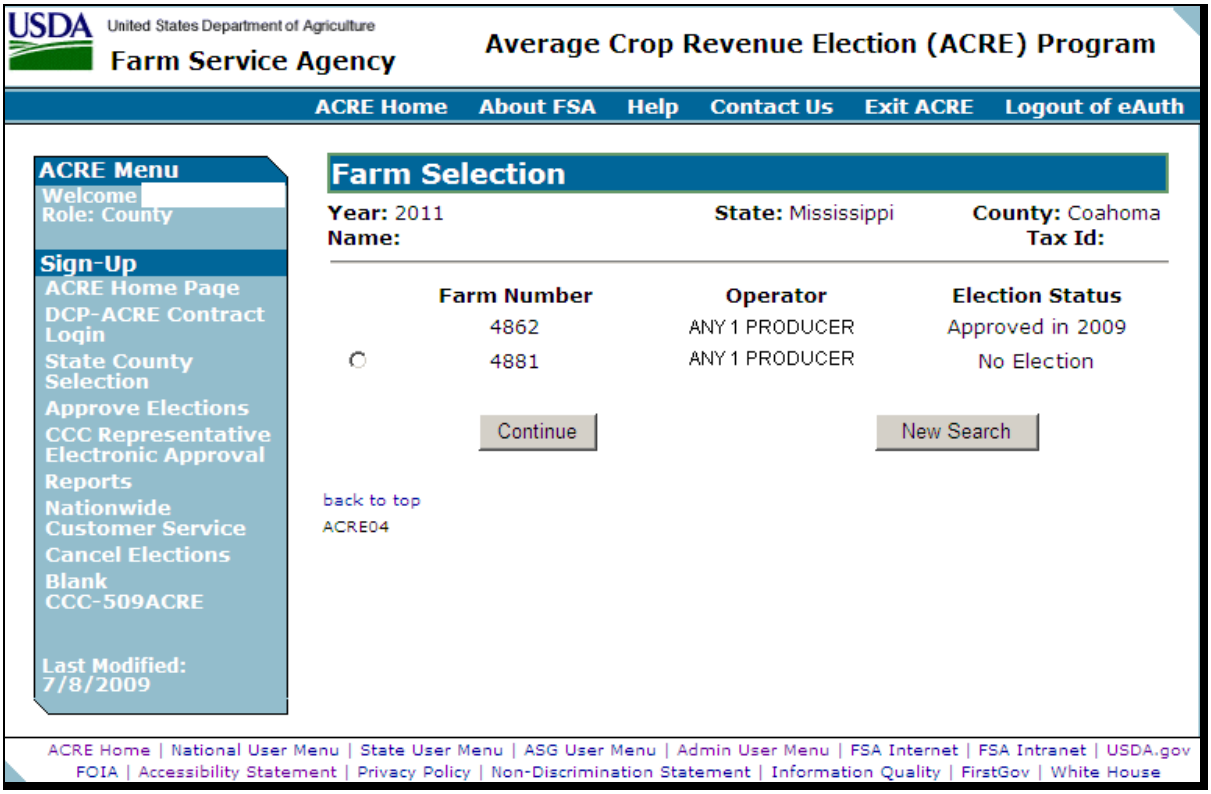

--*

C Options

Following is an explanation of the options available on this screen.

Option	Result
New Search	Search by Producer or Farm Screen will be displayed.
Continue	After selecting the applicable election to update, CLICK "**Continue**". **Only** 1 farm can be selected at a time. The Producer Signatures Screen will be displayed (paragraph 166). ***--Note:** ACRE elections approved in a prior year will be listed, but **cannot** be selected.**--***

166 Producer Signatures

A Overview

The Producer Signatures Screen will be displayed when, on the:

- Search by Producer of Farm Screen, a valid farm number has been entered and users click "Continue"
- Farm Selection Screen, a farm has been selected and users click "Continue".

B Producer Signatures Screen

Following is an example of the Producer Signatures Screen.

*--

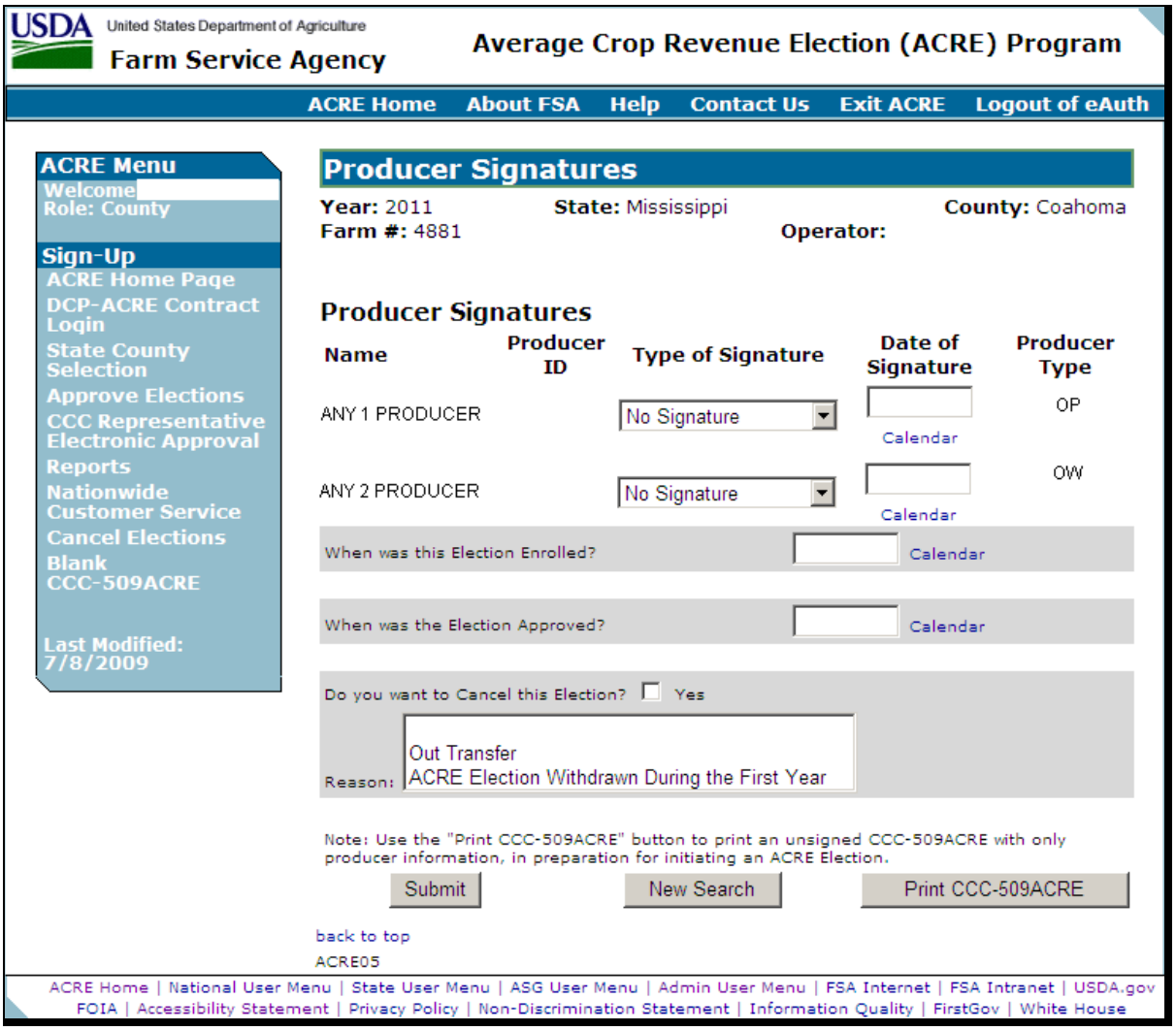

--*

166 Producer Signatures (Continued)

C Field Descriptions/Actions

The following table provides the field descriptions and actions for the Producer Signatures Screen.

Field/Button	Description	Action
Year	Year as selected.	
State	State as selected.	
County	County as selected.	
Farm Number	Farm number as selected.	
Operator	Operator on farm selected.	
Producer Name	All producers associated with the selected farm will be listed. This is a tool to keep track of signatures received for each ACRE election. Producers are **not** authorized to update producer signature information.	
Type of Signature	Manual selection. The type of signature provided by the producer. The system will update electronic signatures (see subparagraph D for signature types).	ACRE elections **cannot** be enrolled or approved until **all** signatures have been received. **Note:** Type of signature shall **only** be updated when the producer actually signs and dates CCC-509ACRE.
Date of Signature	Manual entry.	Enter date the producer signed the contract ***--**or the date the contract was received by FAX in MM/DD/YYYY,**--*** MMDDYYYY, MM/DD/YY, or MMDDYY format.
Producer Type	Producer type, such as OW, ***--**OP, OO (owner/operator),**--*** or OT.	
When was this Election Enrolled?	Manual entry. Producers are **not** authorized to enter ACRE election enrollment dates.	Enter the date that the last producer signature was received in MM/DD/YYYY, MMDDYYYY, MM/DD/YY, or MMDDYY format. **Note:** All producers **must** sign **before** an enrollment date can be entered (see subparagraph D for signature type validations).

166 Producer Signatures (Continued)

C Field Descriptions/Actions (Continued)

Field/Button	Description	Action
When was this Election Approved?	Manual entry. Approval date can also be entered through Multiple Approval Process (paragraph 168). Producers are **not** authorized to enter contract approval dates.	***--**Enter COC approval date in MM/DD/YYYY, MMDDYYYY, MM/DD/YY, or MMDDYY format. Approval date:**--*** • can **only** be entered if **all** signatures have been received • for DCP farms, **cannot** be entered if the farm has an approved CCC-509ACRE • will automatically be removed if changes are made to the election after approval date has been entered. **Note:** County Offices shall **not** approve elections that contain electronic representative signatures for a representative role that was loaded in RLMS based on incorrect documentation.
Do you want to Cancel this election?	Manual entry. Producers are **not** authorized to: • cancel a contract • reinstate a contract on a canceled farm.	Click “Yes”, if the contract is to be canceled.
Cancel Reasons	Manual entry.	The following reasons are provided when canceling a contract. A reason **must** be selected if the contract is canceled. • Out Transfer • ACRE Election Withdrawn During the First Year. **Note:** An ACRE election can **only** be withdrawn on or before June 1 of the first year of the election. After June 1 of the first year of the election, this cancellation reason will no longer be available for selection.

***--166 Producer Signatures (Continued)**

C Field Descriptions/Actions (Continued)

Field/Button	Description	Action
New Search	All actions are canceled. If data was **not** submitted, it will **not** be saved. Search by Producer or Farm Screen will be displayed.	
Submit	Data is stored. Print screen is displayed.	
Print CCC-509ACRE	Prints CCC-509ACRE for producer's signature.	Click to print CCC-509ACRE **before** signature dates have been loaded. **Note:** This button will **not** be available after a signature date is loaded and updated.

D Signature Types and Validations

The following provides the applicable signature types and validations.

Signature Type	Validations
No signature (default)	Do **not** enter a signature date **unless** the producer has signed.
Paper	Enter date producer signed ACRE election.
FAX	Enter date producer signed ACRE election.
Electronic (system updated)	When a producer signs electronically, the signature type will be updated by the system to electronic. The signature date will also be automatically updated.
Signature Not On Original Election	This signature type shall **only** be used in the following situations: • a reconstitution is completed after June 1 and 1 or more new producers are added to the new farms during the reconstitution; use this signature type for the new producers **only** • the farm is in-transferred after June 1 and 1 or more new producers are added to the farm when it is transferred; use this signature type for the new producers **only**. No signature date is required for this signature type.

--*

167 Automatic ACRE Election Cancellation When Farm Maintenance Is Modified

A Overview

ACRE election software reads farm and tract records for operators, owners, and other producers. ACRE election will be automatically canceled if **any** of the following changes are completed on or before June 1 of the first year of the election:

- adding new operator to the farm
- removing an owner from the farm
- adding an owner to the farm
- removing an other producer from the farm
- adding an other producer to the farm
- farm reconstitution.

Note: After June 1 of the first year of the election, **no** automatic cancellations will occur.

*--B Farm Reconstitutions

ACRE farms that are reconstituted will be automatically cancelled in the year of the reconstitution. All prior years will remain elected under the parent farm number.

For reconstituted farms, re-process the ACRE election under the resulting farm numbers. Enter the signature dates from the parent farm ACRE election. If new producers were added to the farm during the reconstitution, select "**Not an original election**" from the "Type of Signature" drop-down list, and do **not** enter a signature date for the added producers.**--***

C Action

County Offices shall:

- initiate new ACRE election
- obtain applicable producers signatures
- provide new ACRE election to COC for approval.

D Report

A report to identify contracts that have been canceled is provided on the Reports Menu. Farm records modification will be listed as the cancel reason.

168 CCC-509ACRE Approval Process

A Overview

A process to enter the same approval date to multiple ACRE elections has been provided in the web-based software. To access the multiple approval process, under "Sign-Up", CLICK "**Approve Elections**".

Note: The approval date can also be entered by specific farm number on the Producer Signatures Screen.

B Approve Elections Screen

Following is an example of the Approve Elections Screen.

*--

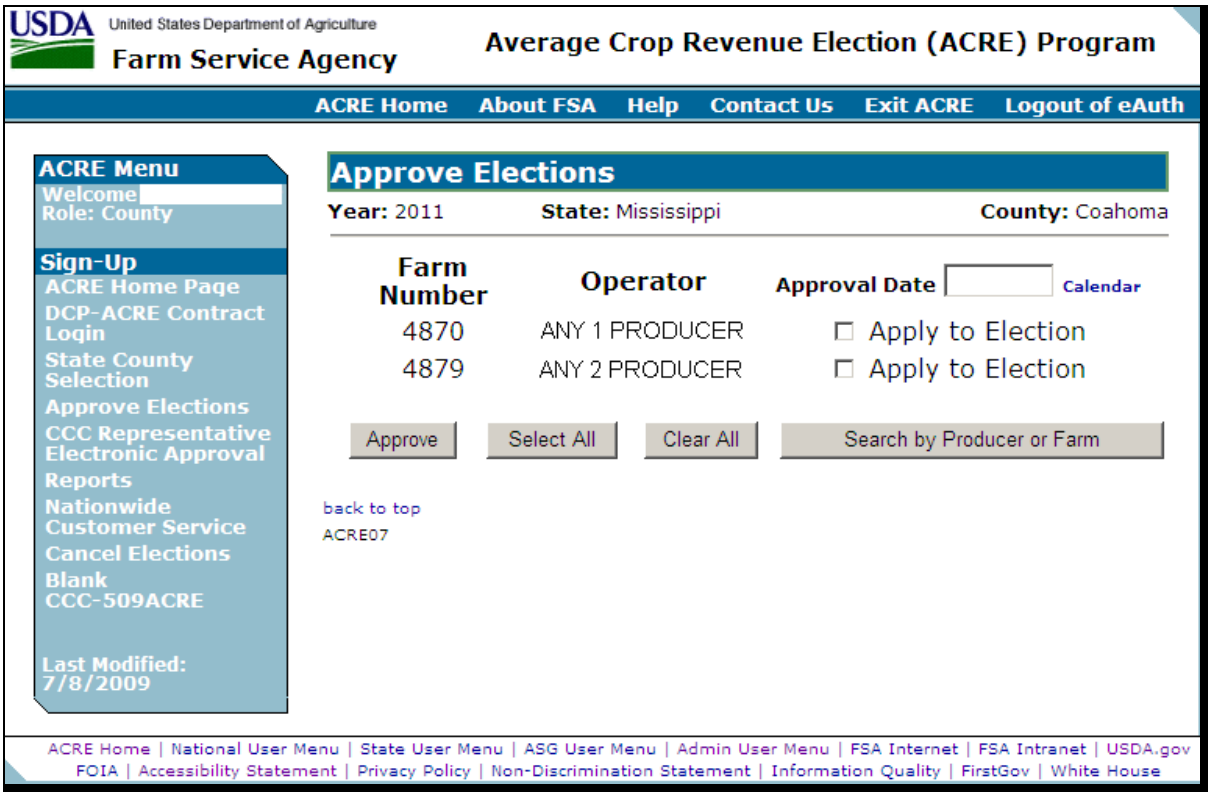

--*

168 CCC-509ACRE Approval Process (Continued)

C Field Descriptions/Actions

The following table provides the field descriptions and actions for the Approve Elections Screen.

Field/Button	Description	Action
Year	Year as selected.	
State	State as selected.	
County	County as selected.	
Farm Number	Farm numbers meeting the criteria in subparagraph D will be displayed.	
Operator	Operator associated with each farm.	
Approval Date	Manual entry.	Enter the approval date to apply to the applicable ACRE elections ***--**in MM/DD/YYYY, MMDDYYYY, MM/DD/YY, or MMDDYY format. **Only** 1 date**--*** can be entered at a time. The approval date **cannot** be entered if the farm has an approved CCC-509.
Apply to Election	Manual entry.	CHECK (✓) "**Apply to Election**" for each ACRE election to which the approval date applies.
Search by Producer or Farm	Search by Producer or Farm Screen will be displayed.	
Select All	All ACRE elections on the screen will be selected. The system places a check (✓) in the box in front of each farm number.	
Clear All	All ACRE elections that have been selected to be included in multiple approvals will be deselected.	
Approve	Applies the approval date to all ACRE elections that have been selected. Search by Producer or Farm Screen will be displayed.	

***--168 CCC-509ACRE Approval Process (Continued)**

D Criteria for Being Included in Multiple Approval Process

The following criteria **must** be met for the farm to be included in the multiple approval process:

- **all** applicable signature types and dates **must** be entered for **all** producers
- enrollment date **must** be entered.

Notes: Producers are **not** authorized to update approval dates.

E Representative Signatures

Electronic representative signatures shall only be accepted for individuals who have the authority to sign on behalf of an entity or another individual based on documentation considered acceptable according to 1-CM.

County Offices shall **not** approve ACRE elections that contain electronic representative signatures for a representative role that was loaded in RLMS based on incorrect documentation.

Example 1: John Smith is maintained in RLMS with a representative role of Corporation Agent for Smith Farms Inc. John Smith was given signature authority through an FSA-211; therefore, John Smith **shall** be allowed to electronically sign the ACRE election for Smith Farms Inc.

Example 2: Bob Jones is maintained in RLMS with a representative role of General Partnership Agent for Jones and Sons Partnership. Bob Jones is listed in the articles of partnership showing that he is a general partner or member of the partnership; therefore, Bob Jones **shall** be allowed to electronically sign the ACRE election for Jones and Sons Partnership.**--***

169 CCC Representative Electronic Approvals

A Overview

An electronic approval process has been provided. All FSA County Office employees will have access to the CCC Representative Electronic Approval process; however, **only employees that are designated to approve CCC-509ACRE's shall access and electronically approve**.

The approving official's name will be printed in the CCC representative signature block and the system date will be entered for the approval date.

B CCC Representative Electronic Approval Screen

Following is an example of the CCC Representative Electronic Approval Screen.

*--

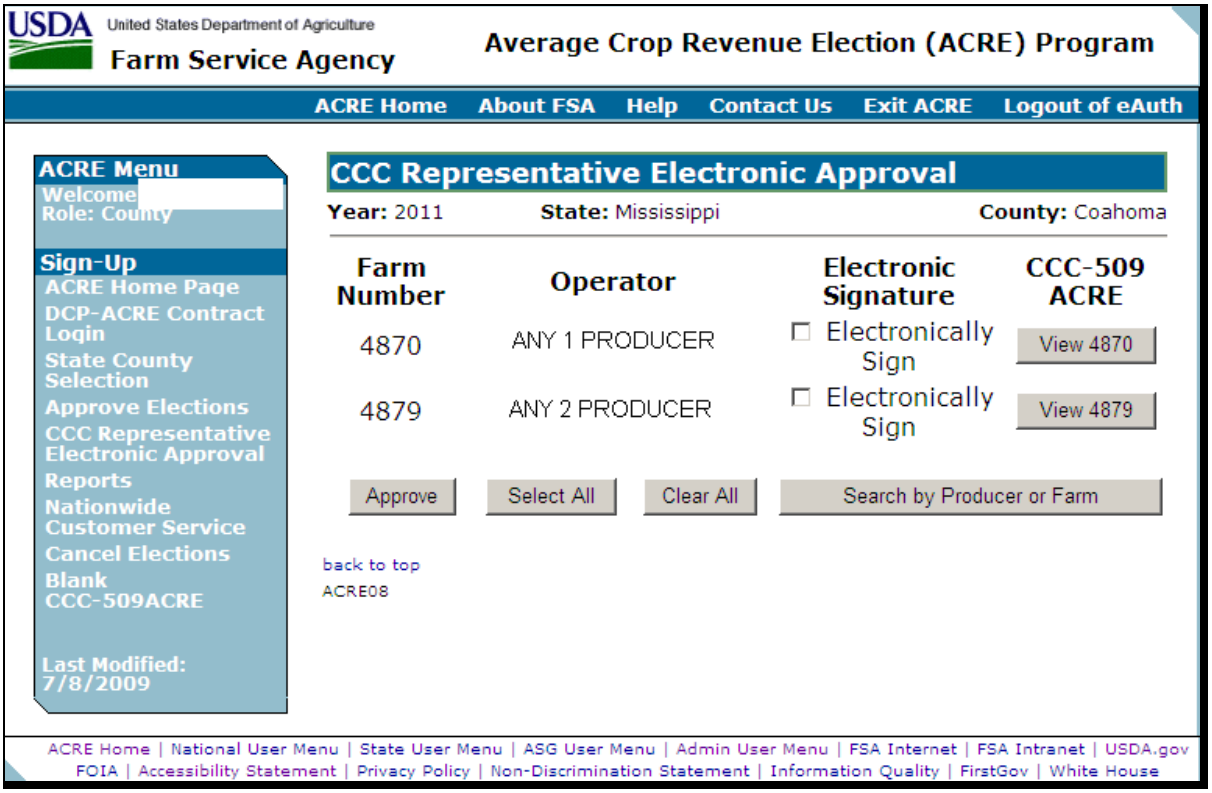

--*

*--169 CCC Representative Electronic Approvals (Continued)

C Field Descriptions/Actions

The following table provides the field descriptions and actions for the Approve Contracts Screen.

Field/Button	Description	Action
Year	Year as selected.	
State	State as selected.	
County	County as selected.	
Farm Number	Farm numbers that meet the criteria in subparagraph D.	
Operator	Operator associated with each farm.	
Electronic Signature/ Electronically Sign	Manual entry.	Authorized CCC representative shall CHECK (✓) "Electronically Sign" when electronically approving the farm CCC-509ACRE.
CCC-509ACRE/ View ### (### is farm number)	Provides for electronically viewing the farms CCC-509ACRE.	CLICK "View ###" to electronically view CCC-509ACRE. **Note:** This is **only** a pre-approved view. The approvers name and date will **not** be displayed through this view option.
Search by Producer or Farm	Search by Producer or Farm Screen will be displayed.	
Select All	All ACRE elections on the Approve Contracts Screen will be selected. The system places a CHECK (✓) in front of each farm number.	
Clear All	All ACRE elections that have been selected to be included in the electronic approval process will be deselected.	
Approve	Applies the system date to all ACRE elections that have been selected to be electronically approved. Search by Producer or Farm Screen will be displayed.	

--*

***--169 CCC Representative Electronic Approvals (Continued)**

D Criteria for Being Included in Multiple Approval Process

The following criteria **must** be met for the farm to be included in the multiple approval process:

- **all** signature types and dates **must** be entered for **all** producers
- enrollment date **must** be entered.

E Representative Signatures

Electronic representative signatures shall **only** be accepted for individuals who have the authority to sign on behalf of an entity or another individual based on documentation considered acceptable according to 1-CM.

CCC representatives shall **not** approve ACRE elections that contain electronic representative signatures for a representative role that was loaded in RLMS based on incorrect documentation.

Example 1: John Smith is maintained in RLMS with a representative role of Corporation Agent for Smith Farms Inc. John Smith was given signature authority through an FSA-211; therefore, John Smith **shall** be allowed to electronically sign the ACRE election for Smith Farms Inc.

Example 2: Bob Jones is maintained in RLMS with a representative role of General Partnership Agent for Jones and Sons Partnership. Bob Jones is listed in the articles of partnership showing that he is a general partner or member of the partnership; therefore, Bob Jones **shall** be allowed to electronically sign the ACRE election for Jones and Sons Partnership.**--***

170 Reports

A Overview

Several standard reports are available for County Offices to use as tools for ACRE election. To access the Reports Menu, Under “Sign-Up”, CLICK “**Reports**”.

B Reports Screen

Following is an example of the Reports Screen.

*--

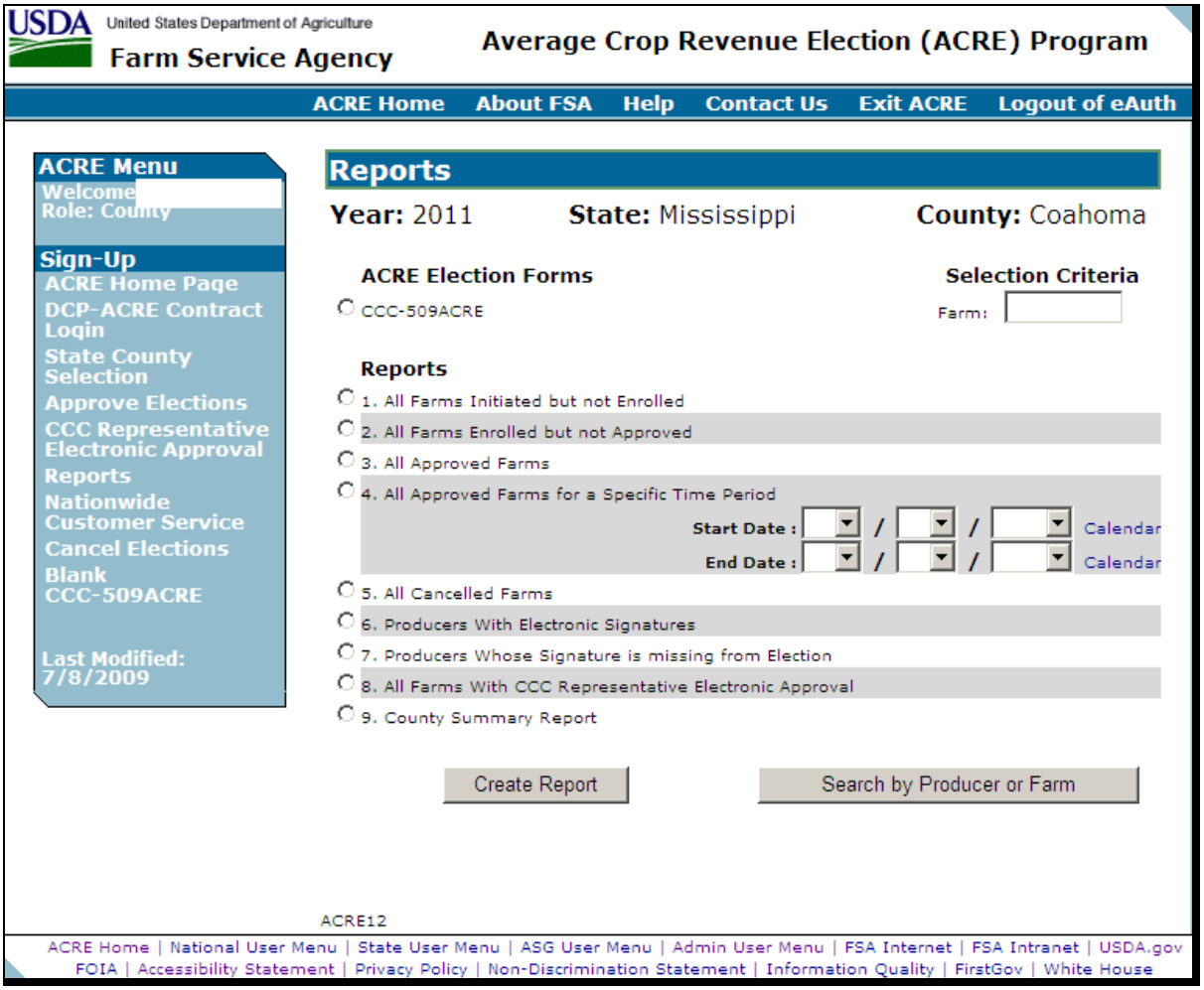

--*

Note: Reports will be displayed in an Acrobat Reader window with the option to print.

*--170 Reports (Continued)

C Report Descriptions

The following table provides the report, action required, and data elements on the report. Only 1 report can be created at a time. The report will be displayed in Acrobat Reader and can be printed if needed.

Note: All reports, **except** CCC-509ACRE are run against a reporting database; therefore, the reports will print data that was updated as of the previous workday.

Report	Action	Result
CCC-509ACRE	Select report and enter farm number.	Pre-filled CCC-509ACRE will be displayed. **Note:** The text size in Internet Explorer **must** be set to **medium** for CCC-509ACRE to print properly. To change the text size, CLICK the following: • "**Internet Explorer**" • "**View**" • "**Text Size**" • "**Medium**".
All Farms Initiated but Not Enrolled	Select report.	Report will be displayed identifying all farms that have been initiated, but have **not** been enrolled.
All Farms Enrolled but Not Approved	Select report.	Report will be displayed identifying all farms that have an enrollment date entered, but have **not** been approved.
All Approved Farms	Select report.	Report will be displayed identifying all approved farms.
All Approved Farms for a Specific Time Period.	Select report and enter start and end dates.	Report will be displayed identifying all farms that were approved within the selected dates.
All Canceled Farms	Select report.	Report will be displayed identifying all farms that have been canceled by a County Office user or by farm maintenance changes.
Producers with Electronic Signature	Select report.	Report will be displayed with all producers that have electronically signed CCC-509ACRE.
Producers Whose Signature is Missing From Report	Select report.	Report will be displayed identifying all farms that are missing producer signatures. Report prints the producers on each farm that are missing signatures.
All Farms With CCC Representative Electronic Approval	Select report.	Report will be displayed identifying farms that have been approved through the CCC Representative Electronic Approval Process.
County Summary Report	Select report.	Report will be displayed providing a summary of ACRE election information in the county selected.

--*

171 Nationwide Customer Service

A County Office User Access

ACRE election software automatically allows for nationwide customer service for County Office users. Under "Sign-Up", if users click "Nationwide Customer Service", users can take an ACRE election for a producer from any Service Center nationwide. This service will be extremely beneficial for travelers, absentee landowners, etc. County Office employees loading nationwide applications will have limited authority.

B National Selection Screen

To access nationwide customer service, under "Sign-Up", CLICK "**Nationwide Customer Service**". The National Selection Screen will be displayed. Following is an example of the National Selection Screen.

*--

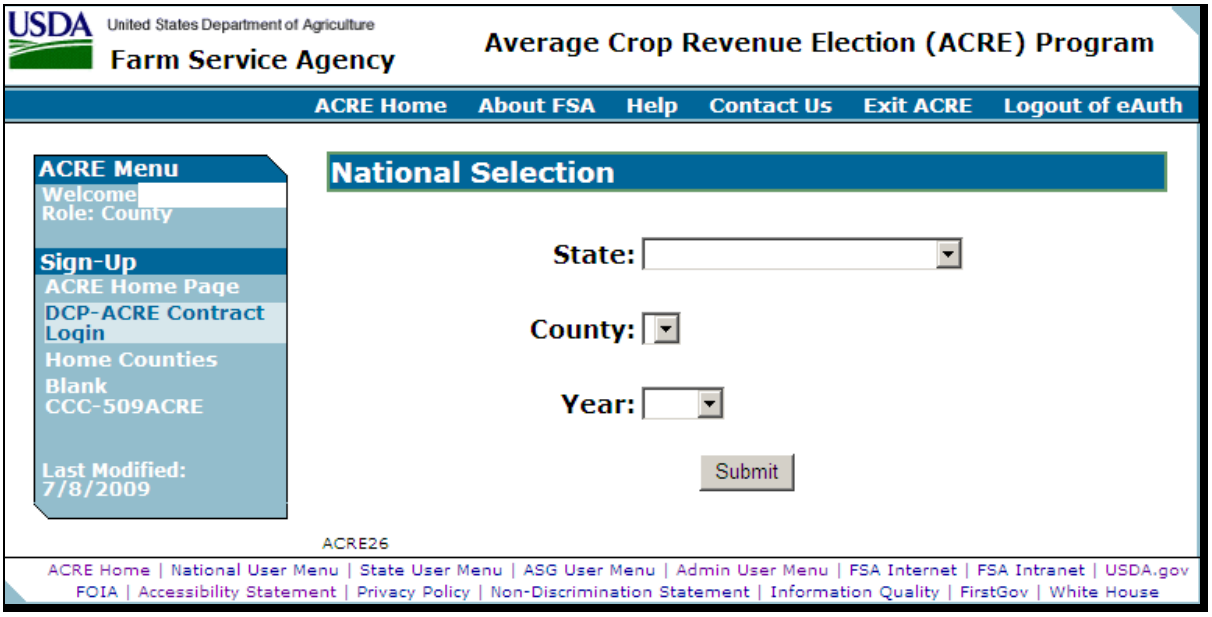

--*

The following table provides the fields, descriptions, and actions for the National Selection Screen.

Field/Button	Description	Action
State	Drop-down list with State names.	Select the applicable State. Only 1 State can be selected at a time.
County	Drop-down list with the county names applicable to the State that was selected.	Select the applicable county. Only 1 county can be selected at a time.
Year	Drop-down list with program years.	Select the applicable program year.
Submit	Search by Producer or Farm Screen will be displayed.	

171 Nationwide Customer Service (Continued)

C Search by Producer or Farm Screen

Following is an example of the Search by Producer or Farm Screen that will be displayed when selecting Nationwide Customer Service.

*--

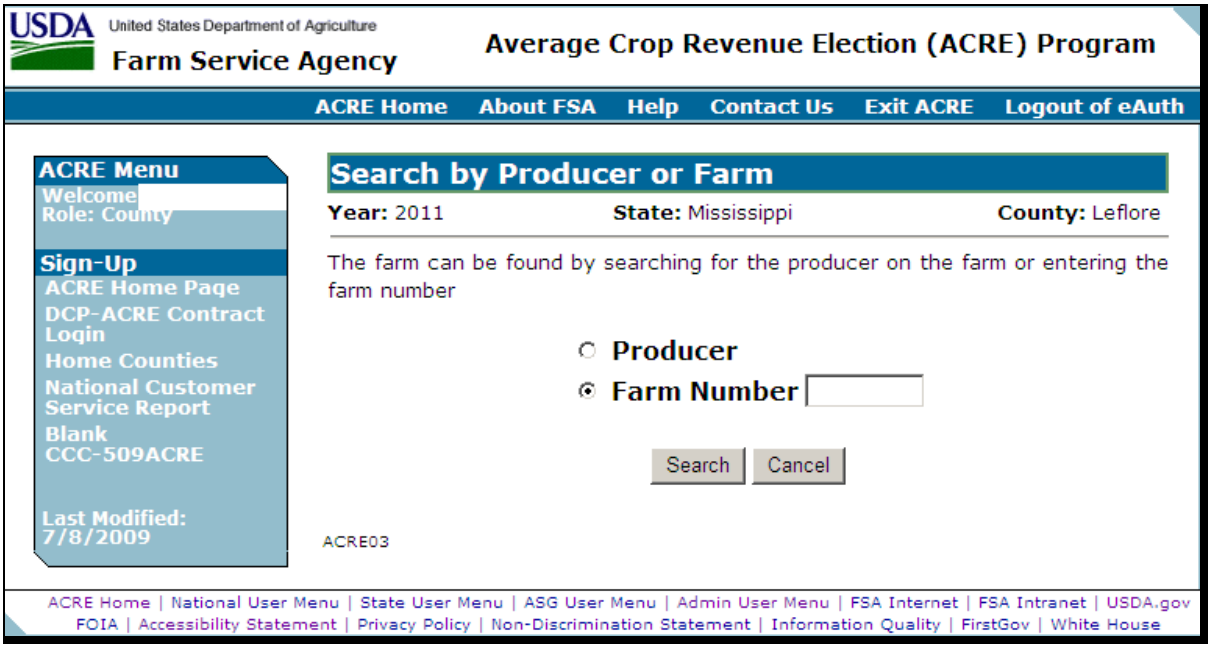

--*

To switch back to user's home county, under "Sign-Up", CLICK "**Home Counties**".

The functionality of the Search by Producer or Farm Screen in the Nationwide Customer Service Section is the same as ACRE elections being loaded in the home county. See paragraph 163 for searching by producer or by farm number. Once a farm has been selected, the Producer Signatures Screen will be displayed.

***--171 Nationwide Customer Service (Continued)**

D Producer Signatures Screen

The functionality of the Producer Signatures Screen in the Nationwide Customer Service Section is the same as ACRE elections being loaded in the home county, with the following exceptions:

- enrollment date **cannot** be loaded
- approval date **cannot** be entered
- contract **cannot** be canceled.

All of these activities **must** be done in the producer's home county.

E County Office Action

County Offices that process nationwide customer service ACRE elections **must**:

- immediately FAX a copy of the signed CCC-509ACRE to the producer's home county
- mail the original signed CCC-509ACRE to the producer's home county
- maintain a copy of the signed CCC-509ACRE.**--***

172 Canceling Elections by Farm

A Overview

A process to cancel an ACRE election **without** having to access the election is available in the web-based software. To access the ACRE election cancellation process, under "Sign-Up", CLICK "**Cancel Elections**".

Note: ACRE elections can also be canceled on the Producer Signatures Screen.

B Cancel Election by Farm Screen

Following is an example of the Cancel Election by Farm Screen.

*--

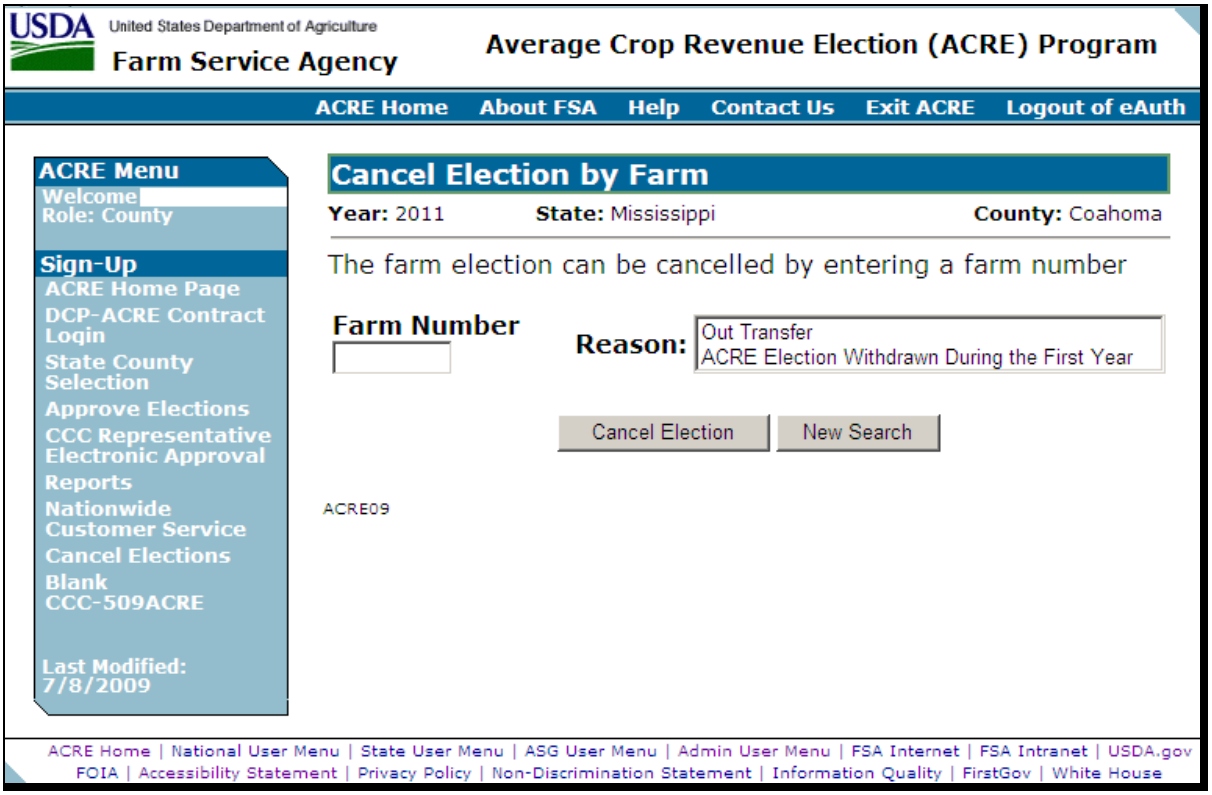

--*

*--172 Canceling Elections by Farm (Continued)

C Field Descriptions/Actions

The following table provides the field descriptions and actions on the Cancel Election by Farm Screen.

Field Button	Description	Action
Year	Year as selected.	
State	State as selected.	
County	County as selected.	
Farm Number	Manual entry.	Enter the farm number of the ACRE election to be canceled.
Reason	Manual entry.	The following reasons are provided when canceling an ACRE election. One of the following reasons **must** be selected if the ACRE election is canceled: • Out Transfer • Producer Withdrawn During the First Year. **Note:** An ACRE election can **only** be withdrawn on or before June 1 of the first year of the election. After June 1 of the first year of the election, this cancellation reason will **no** longer be available for selection.
New Search	All actions are canceled. If data was **not** submitted, it will **not** be saved. Search by Producer or Farm Screen will be displayed.	
Cancel Election	ACRE election is canceled. Election Canceled Screen will be displayed.	

--*

173-182 (Reserved)

*--Section 2 State Office Access

183 State Office Access to ACRE Election Web Site

A Accessing the ACRE Election Web Site

State Office users shall access web-based ACRE election software according to paragraph 161. After entering an eAuthentication user ID and password, the ACRE Program Election Screen will be displayed.

B ACRE Program Election Screen

Following is an example of the ACRE Program Election Screen with the message, "Welcome State User".

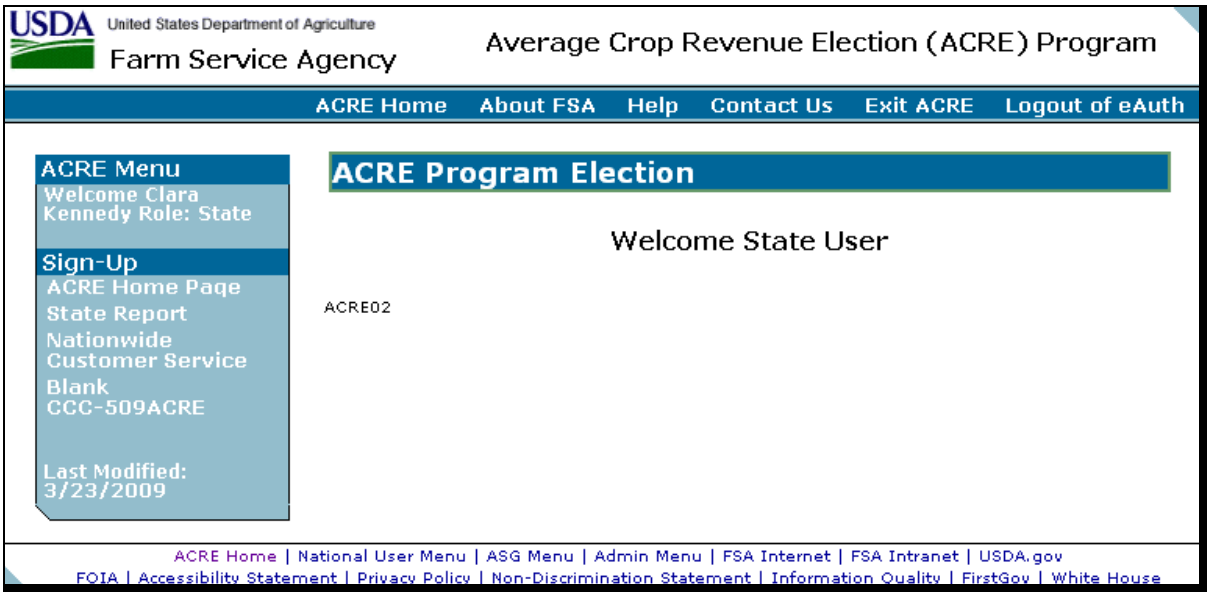

--*

*--184 State Report Selections

A Overview

State Office users will **only** have access to State Office reports **unless** they request and receive Nationwide Customer Service access according to paragraph 186 or State Office administrative access according to paragraph 50. To access State Office reports, under "Sign-Up", CLICK "**State Report**". The State Report Selection Screen will be displayed.

B State Report Selection Screen

Following is an example of the State Report Selection Screen.

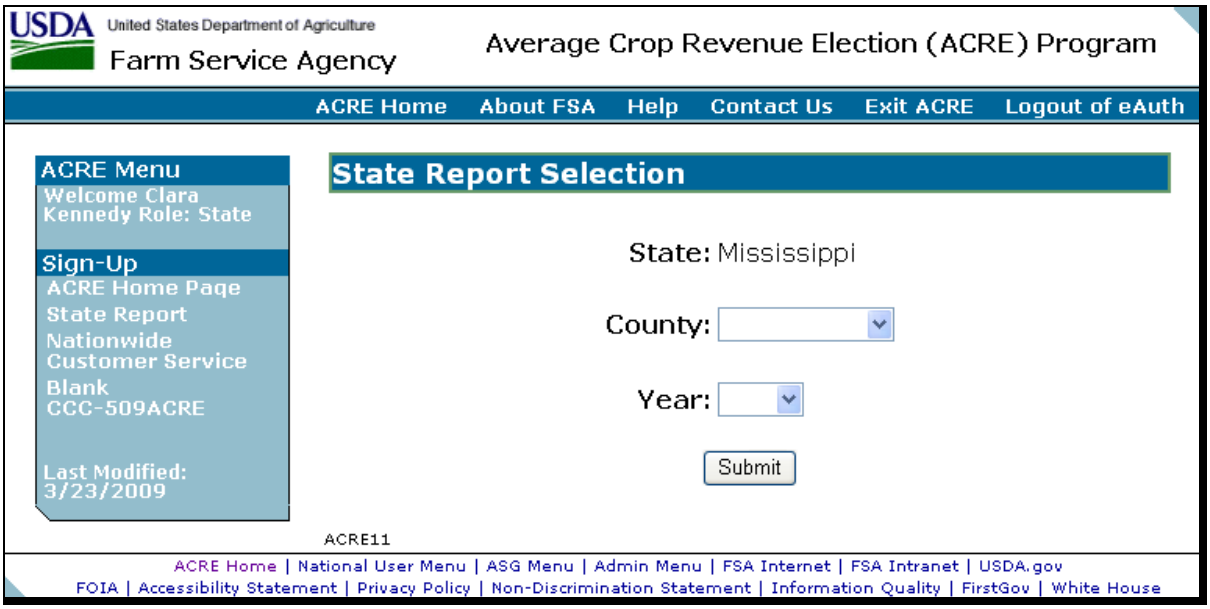

C Field Descriptions and Actions

The following table provides field descriptions and actions that can be taken on the State Report Selection Screen.

Field/Button	Description	Action
State	The State associated with the user.	
County	Drop-down menu with the county names applicable to the user's State.	Select the applicable county. **Only** 1 county can be selected at a time.
Year	Drop-down menu with program years.	Select the applicable program year.
Submit	State Reports Screen will be displayed.	

--*

*--185 State Reports

A Overview

Several standard reports are available for State Office users to use as tools for assisting County Offices with ACRE elections. On the State Report Selection Screen (paragraph 184), after users select a county and year and CLICK "**Submit**", the State Reports Screen will be displayed.

B State Reports Screen

Following is an example of the State Reports Screen.

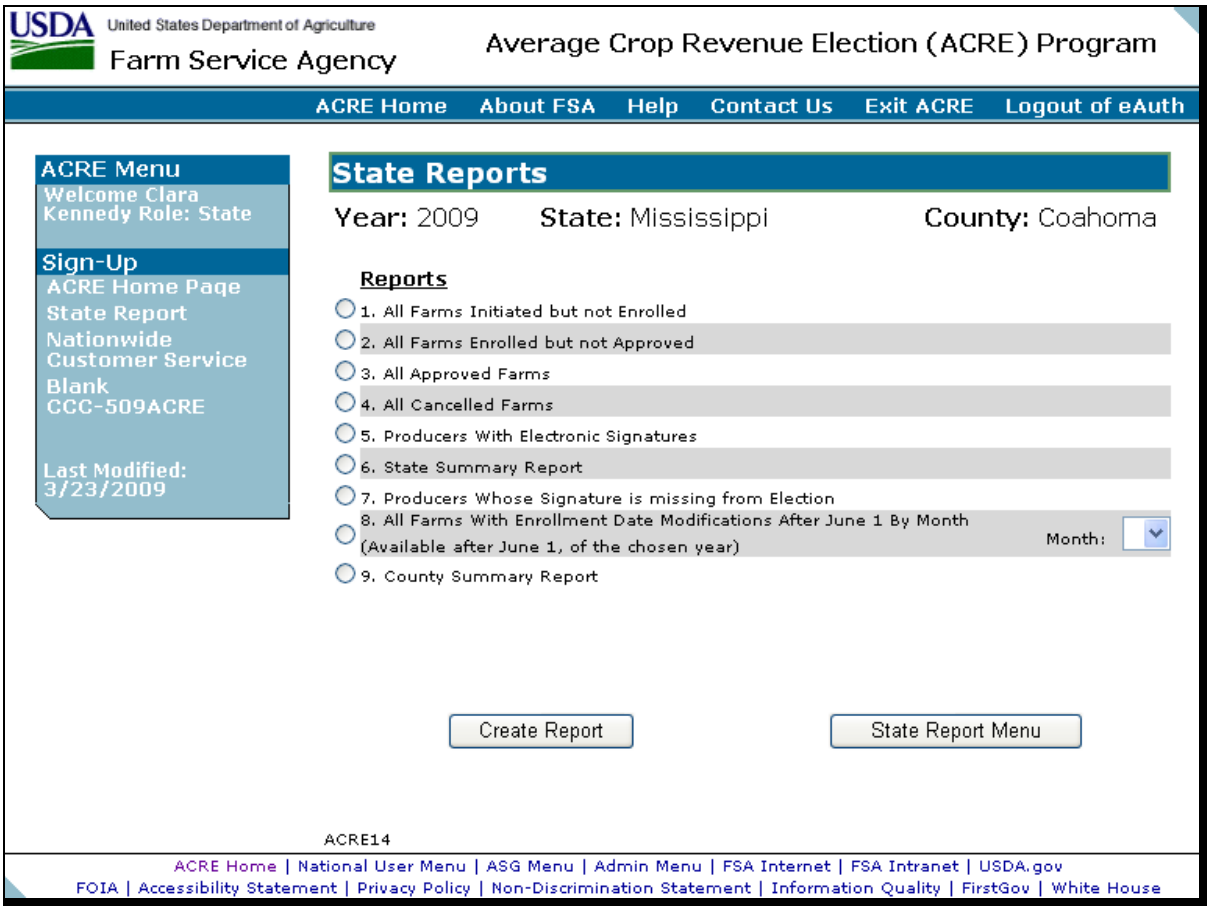

--*

***--185 State Reports (Continued)**

C Description of Reports

The following table provides descriptions of each of available reports. **Only** 1 report can be created at a time. The report will be displayed in an Acrobat Reader window and can be printed, if needed.

Note: All State reports are run against a reporting database; therefore, the reports will print data that was updated as of the previous workday.

IF user selects the following report...	**THEN the following will be displayed...**
All Farms Initiated But Not Enrolled	all farms that have been initiated, but have **not** been enrolled in the county selected on the State Report Selection Screen.
All Farms Enrolled But Not Approved	all farms that have an enrollment date entered, but have **not** been approved in the county selected on the State Report Selection Screen.
All Approved Farms	all approved farms in the county selected on the State Report Selection Screen.
All Cancelled Farms	all farms that have been canceled by a County Office user or by farm maintenance changes in the county selected on the State Report Selection Screen.
Producers With Electronic Signatures	all producers that have electronically signed CCC-509ACRE in the county selected on the State Report Selection Screen.
State Summary Report	a summary count of CCC-509ACRE's that are initiated, enrolled, approved, cancelled, and have electronic signatures for each county in the State.
Producers Whose Signature is Missing From Contract	all farms that are missing producer signatures in the county selected on the State Report Selection Screen.
All Farms With Enrollment Date Modifications After June 1 by Month **Note:** Select a county and a month.	all farms that had an enrollment date modified during the month selected in the county selected on the State Report Selection Screen.
County Summary Report	a summary count of eligible farms and CCC-509ACRE's that are initiated, enrolled, and approved in the county selected on the State Report Selection Screen.

--*

*--186 Nationwide Customer Service

A Requesting Access

State Office users shall request access to ACRE election nationwide customer service according to the following:

- provide the National Office with all State employees who are to have access, and include the following:

  - State name
  - employee's legal first and last name
  - employee's USDA eAuthentication user ID

- FAX information to 202-720-0051, Attn: Neeru Gulati

  Note: Include on the FAX that the request is for ACRE election State Office user Nationwide Customer Service access.

- contact PECD, Common Provisions Branch at 202-720-3464 with any questions or concerns.

Note: Additional employees can be added at any time by requesting access according to this subparagraph.

To access nationwide customer service, under "Sign-Up", CLICK "**Nationwide Customer Service**". The National Selection Screen will be displayed.**--***

186 Nationwide Customer Service (Continued)

B National Selection Screen

Following is an example of the National Selection Screen.

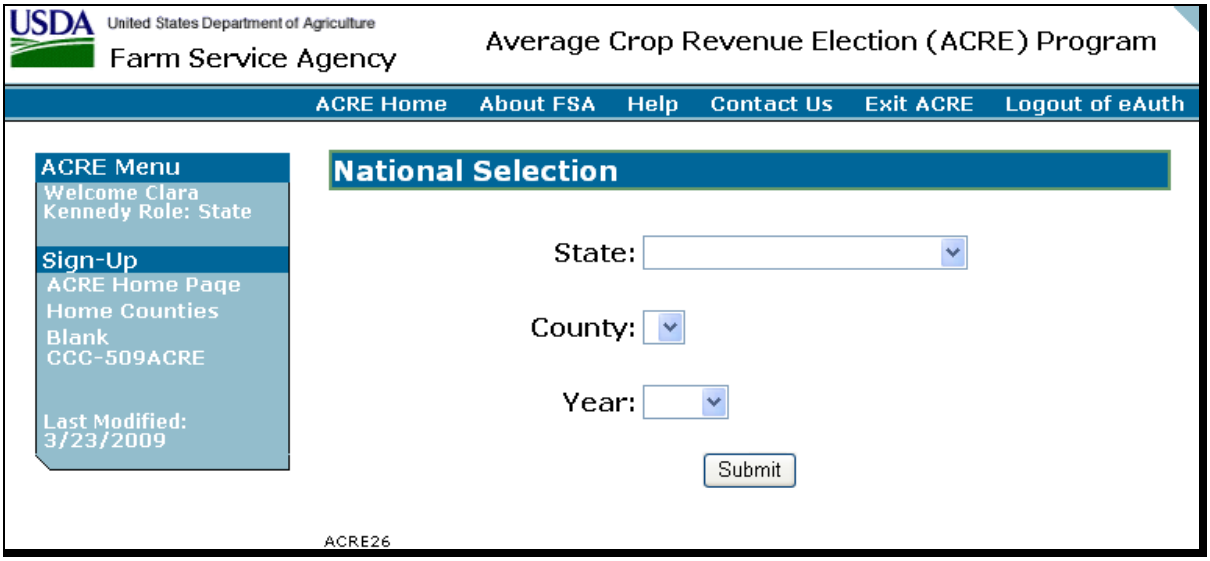

C Accessing Nationwide Customer Service

State Office users that request access according to subparagraph A, shall access Nationwide Customer Service according to paragraph 171.

*--187 State Office Administrative Access

A Overview

1-DCP (Rev. 1), paragraph 403 provides instructions for requesting State Office web-based DCP administrative access. State Office users that are granted administrative access will be able to update signature and enrollment dates that are later than the signature and enrollment date deadline.

B Welcome Screen

When a State Office user with web-based DCP administrative access logs in, the following screen will be displayed.

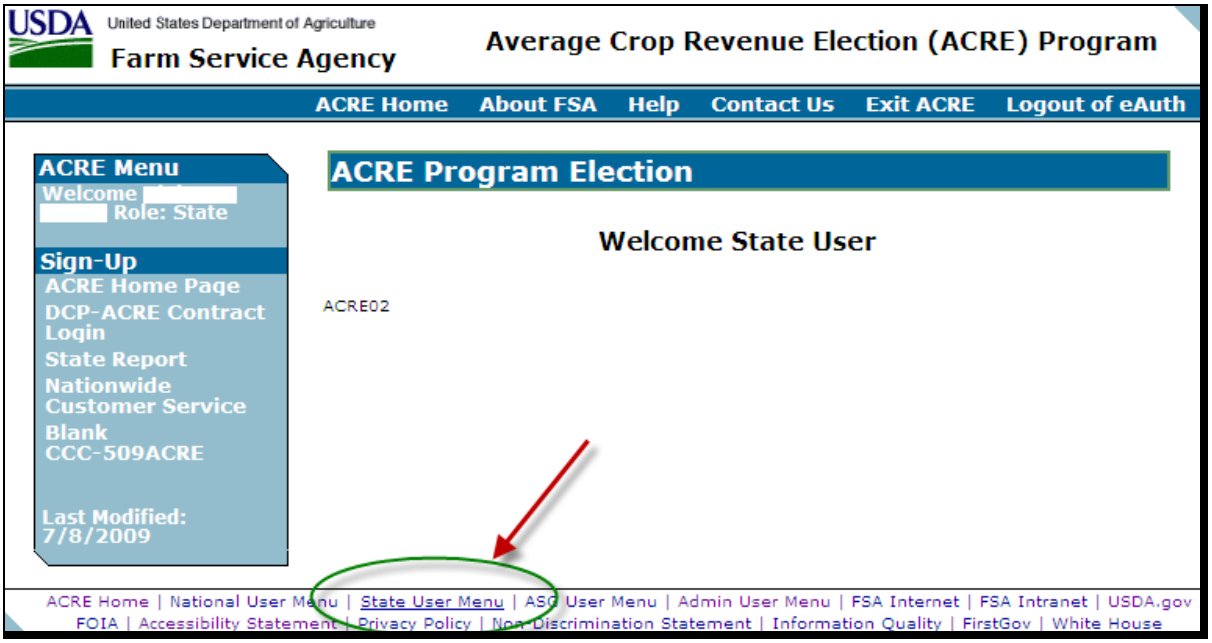

CLICK "**State User Menu**" to display the State User ACRE Election Home Page.**--***

*--187 State Office Administrative Access (Continued)

C State User ACRE Election Home Page

After the user clicks "**State User Menu**", the following screen will be displayed.

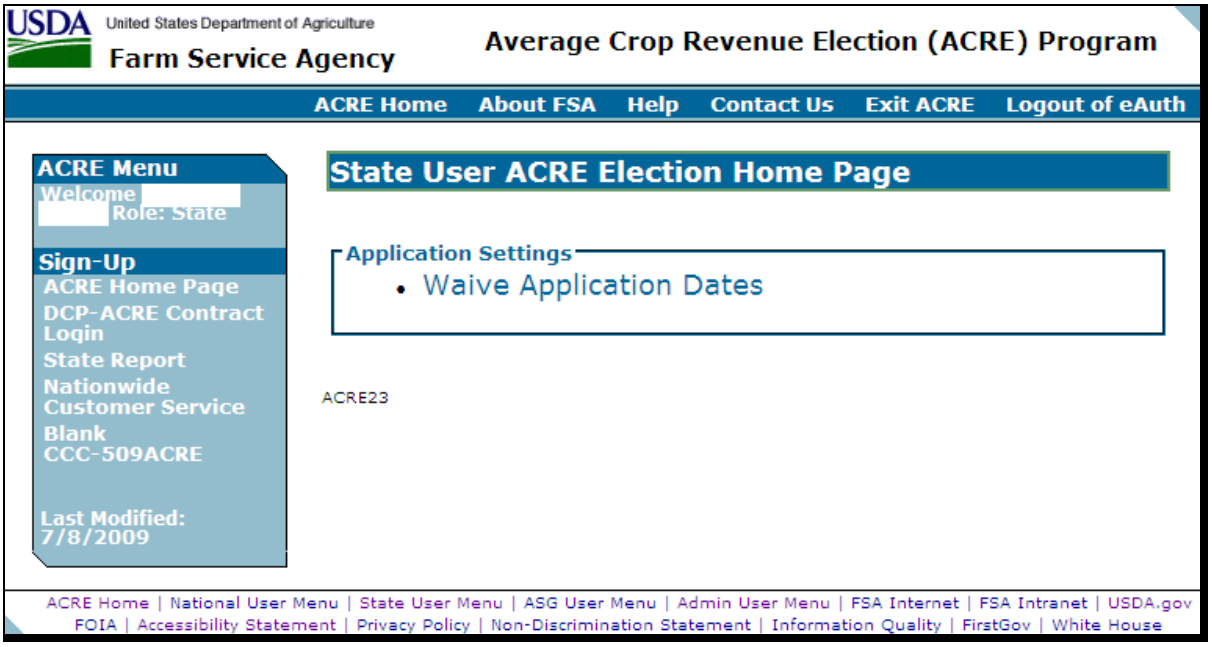

CLICK "**Waive Application Dates**" to enter the administrative option.**--***

***--187 State Office Administrative Access (Continued)**

D State User Waiving Application Dates State/County Selection Screen

After users click "Waive Application Dates", the State User Waiving Application Dates State/County Selection Screen will be displayed. From the drop-down lists, select the State, county, and year of CCC-509ACRE to be updated.

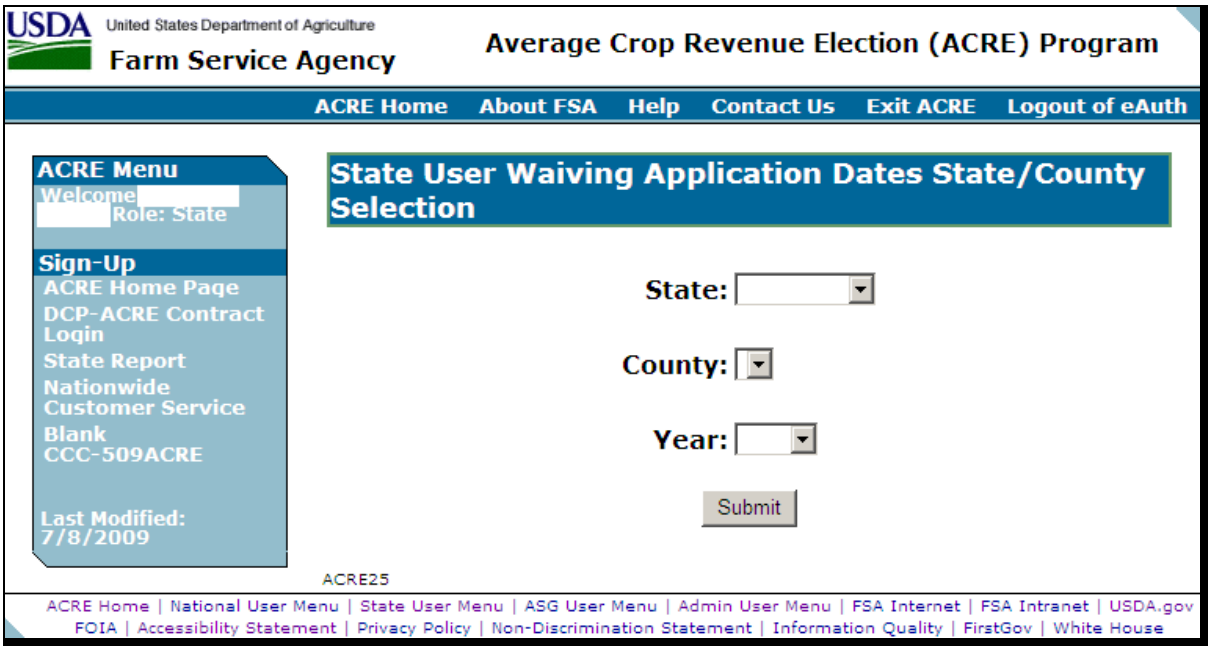

E Search by Producer or Farm Screen

The functionality of the Search by Producer or Farm Screen in State Office administrative access is the same as CCC-509ACRE's being loaded in the home county (see paragraph 163). After a farm has been selected, the Producer Signatures Screen will be displayed.

F Producer Signatures Screen

The functionality of the Producer Signatures Screen is State Office administrative access is the same as CCC-509ACRE's being loaded in the home county (see paragraph 166).

G State Office Action

State Offices that update CCC-509ACRE's through State Office administrative access **must** immediately notify the County Office of actions that were taken on CCC-509ACRE's.**--***

188-196 (Reserved)

*--Section 3 Producer Access

197 Producer Access to eACRE

A Overview

eACRE allows producers to sign an ACRE election online. Producers can sign and submit their ACRE elections from any computer with Internet access. Producers **no** longer have to travel to their local FSA office to complete these tasks and can view and print out submitted ACRE elections at any time.

The voluntary service is available to all producers who are eligible to participate in ACRE. ACRE election is offered as an additional ACRE election enrollment option. Producers can still choose to complete their ACRE elections in person at the County Office. This service does **not** alter **any** ACRE election provisions. For instance, for a farm to be enrolled in ACRE election, **all** owners and producers on the farm **must** still sign an ACRE election.

B ACRE Election Benefits

The easy-to-use eACRE service offers many advantages for ACRE participants, as follows:

- provides flexibility to complete ACRE elections 24 hours a day, 7 days a week
- eliminates or reduces travel time to the County Office
- reduces paperwork
- offers quick access to ACRE elections and other program information
- speeds up ACRE election processing time at County Offices
- maintains all data in a central location
- protects private information through strict security measures.

C Obtaining an eAuthentication Account

To use the eACRE service, a producer **must** have an active USDA eAuthentication Level 2 account that allows producers to complete the online transactions and, if they choose, to electronically sign their ACRE election. To obtain this account, producers shall do the following:

- complete the online registration located at **http://www.eauth.egov.usda.gov**
- visit their local County Office for identity verification.

If the producer has previously completed these steps, **no** action is needed.**--***

*--197 Producer Access to eACRE (Continued)

D Accessing eACRE

Producers shall access eACRE by going to **www.fsa.usda.gov/egov/edcp_default.htm**. The Online Services Screen will be displayed. Producer shall do the following:

- CLICK "Electronic ACRE Election Service"; the ACRE Election Online Services Screen will be displayed
- CLICK "Access ACRE Election Service"; the USDA eAuthentication Warning Screen will be displayed
- CLICK "**Continue**" to proceed or "**Cancel**" to end the process.

Note: Internet Explorer shall be used when accessing eACRE.--*

*--197 Producer Access to eACRE (Continued)

D Accessing eACRE (Continued)

Producers **must**:

- enter eAuthentication user ID
- enter eAuthentication password
- CLICK "**Login**".

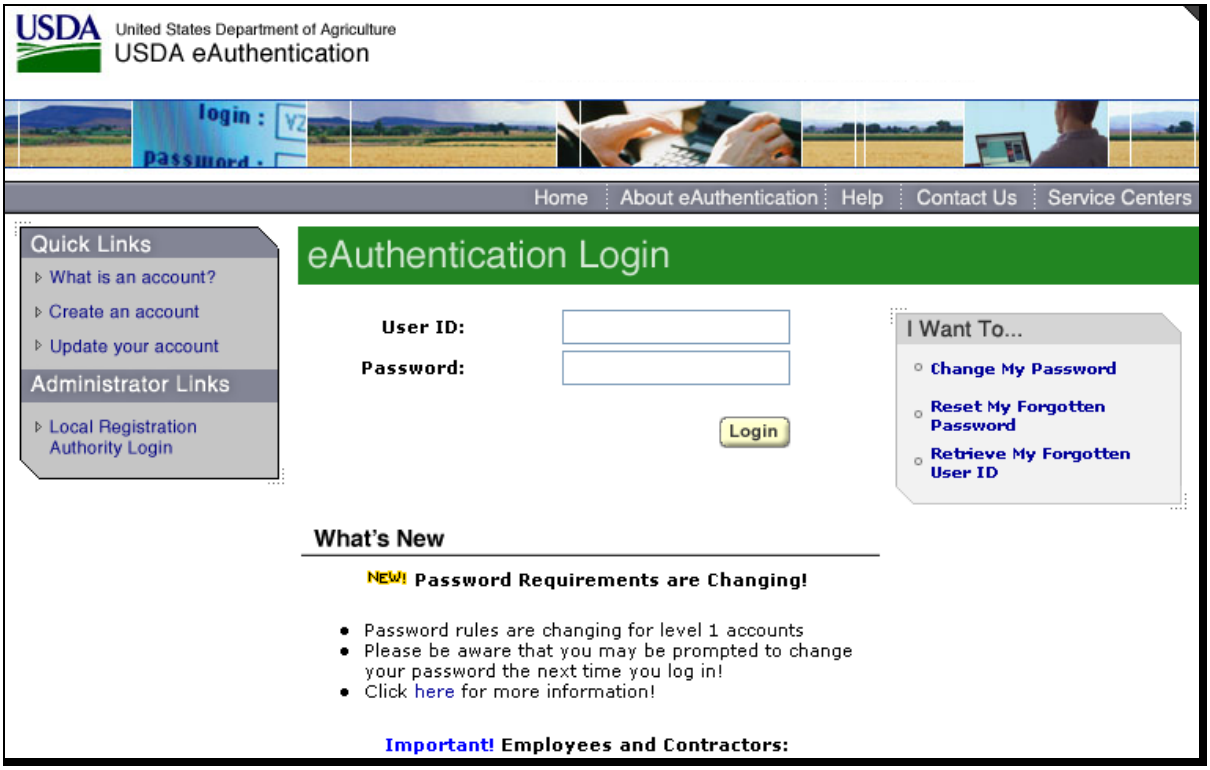

--*

*--198 State, County, and Year Selection

A Overview

Immediately after a producer's eAuthentication information has been accepted, the ACRE Program Election Screen will be displayed. The ACRE Program Election Screen provides producers with the ability to select the following:

- State and county that contains the ACRE election to be updated

  Note: The drop-down menu will **only** contain counties in which the producer is associated to an eligible farm.

- year of the ACRE election to be viewed/updated.

  Note: **Only** the current year can be updated. All prior years will be displayed in view-only mode.

B ACRE Program Election Screen

Following is an example of the ACRE Program Election Screen.

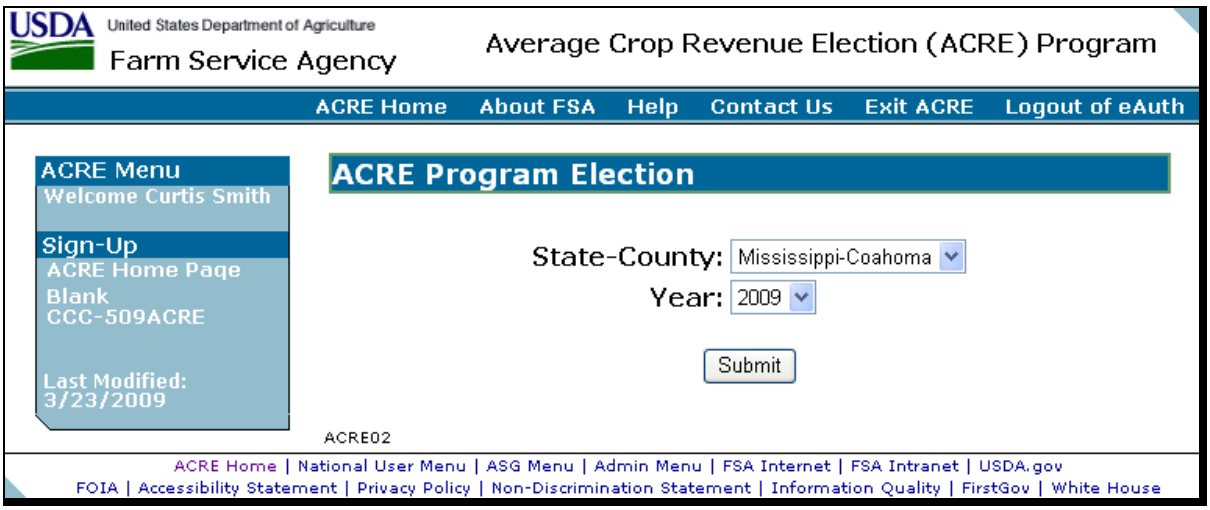

--*

***--198 State, County, and Year Selection (Continued)**

C Field Descriptions

The following table provides the fields that are available on the ACRE Program Election Screen.

Field/Button	Description	Action
State-County	Drop-down menu that lists State and County Offices in which a producer is associated to an eligible farm.	Select the State and county that contains the ACRE election to be updated.
Year	Drop-down menu that lists the years available to be viewed or updated.	Select the applicable year. **Note:** **Only** the current year can be updated. All prior years will be displayed in view-only mode.
Submit	Displays the Select Election – Farm Search - Farm Selection Screen.	

--*

*--199 Select Election – Farm Search – Farm Selection

A Overview

The Select Election – Farm Search - Farm Selection Screen allows the producer to select the ACRE election to be viewed or updated.

B Select Election – Farm Search – Farm Selection Screen

Following is an example of the Select Election – Farm Search – Farm Selection Screen.

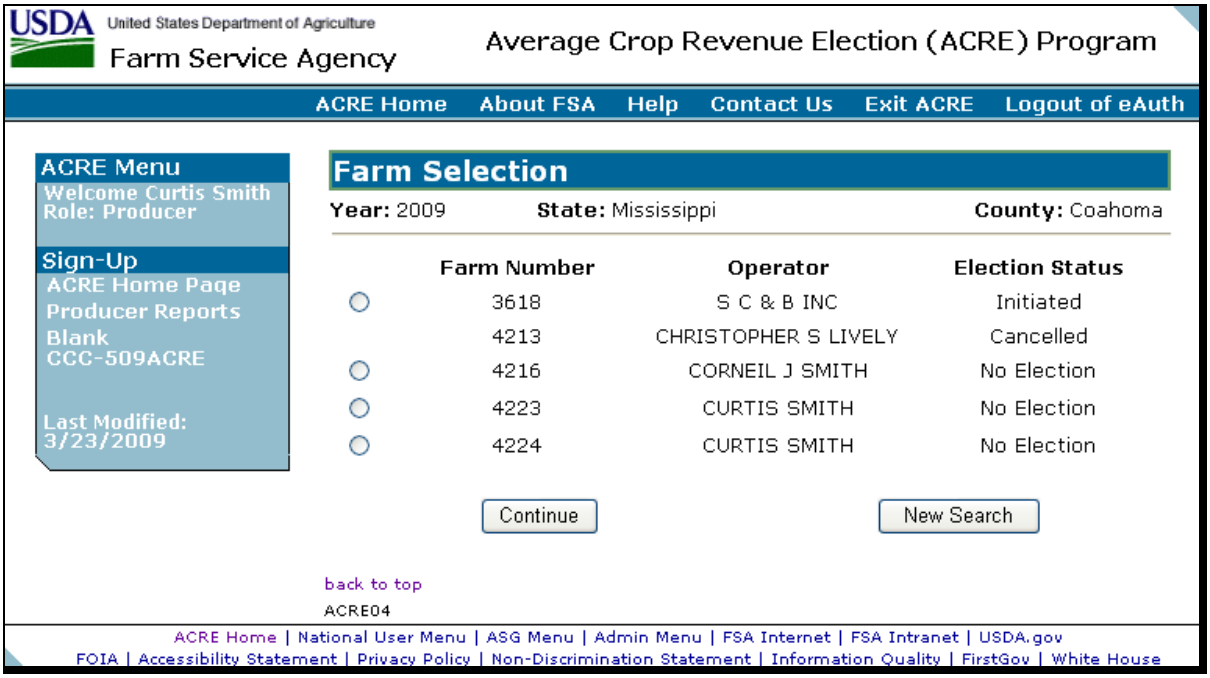

C Options

The following table provides the options that are available on the Select Election – Farm Search - Farm Selection Screen.

Button	Description
New Search	ACRE Program Election Screen will be displayed.
Continue	After selecting the applicable ACRE election to update, CLICK "**Continue**". **Only** 1 farm can be selected at a time. Producer Signatures Screen will be displayed; see paragraph 200.

--*

*--200 Producer Signatures

A Overview

The Producer Signatures Screen provides the producer with the ability to electronically sign the ACRE election.

B Producer Signatures Screen

Following is an example of the Producer Signatures Screen.

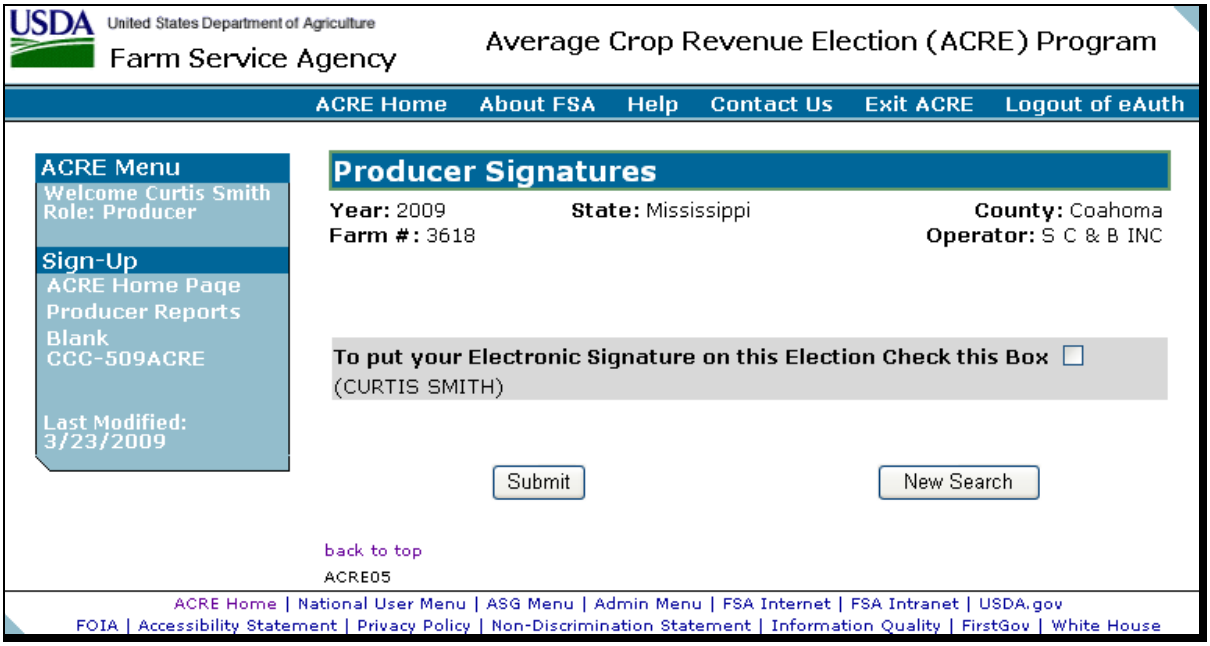

--*

***--200 Producer Signatures (Continued)**

C Field Descriptions/Actions

The following table provides the field descriptions and actions for the Producer Signatures Screen.

Field/Button	Description	Action
Year	Year as selected.	
State	State as selected.	
County	County as selected.	
Farm Number	Farm number as selected.	
Operator	Operator on farm selected.	
Electronic Signature	Allows producers to electronically sign the ACRE election.	CHECK (✓) "To put your Electronic Signature on this Election Check this Box", to electronically sign the ACRE election. **Note:** If unchecked, the ACRE election will **not** be considered electronically signed.
New Search	All actions are canceled. If data was **not** submitted, it will **not** be saved. Search by ACRE Election Program Screen will be displayed.	
Submit	Data is stored. Print screen is displayed. See paragraph 201.	

--*

***--200 Producer Signatures (Continued)**

D Producer Notification

If the producer CHECK (✓)'s the box to electronically sign the ACRE election and clicks "Submit", the producer will receive an automatic e-mail notification that the ACRE election has been received in the County Office. This automatic e-mail will be sent to the e-mail address on file in SCIMS.

Following is an example of the e-mail that will be received by the producer when the ACRE election is submitted:

"The 200X ACRE Election you submitted for farm number XXXXX through USDA eACRE has been received.

If you have any questions concerning this election, please contact the XXXXX County FSA Office. Please do not reply to this e-mail."

The producer will also receive an automatic e-mail notification when an ACRE election that was electronically signed is approved by the County Office. This automatic e-mail will be sent to the e-mail address that is on file in SCIMS.

Following is an example of the e-mail that will be received by the producer when the electronically signed ACRE election is approved:

"The 200X ACRE Election you submitted for farm number XXXXX through USDA eACRE has been approved.

*If you have any questions concerning this election, please contact the XXXXX County FSA Office. Please do not reply to this e-mail."***--***

*--201 Printing

A Overview

The Print Screen will be displayed after an ACRE election is submitted.

B Print Screen

Following is an example of the Average Crop Revenue Election (ACRE) Program Print Screen.

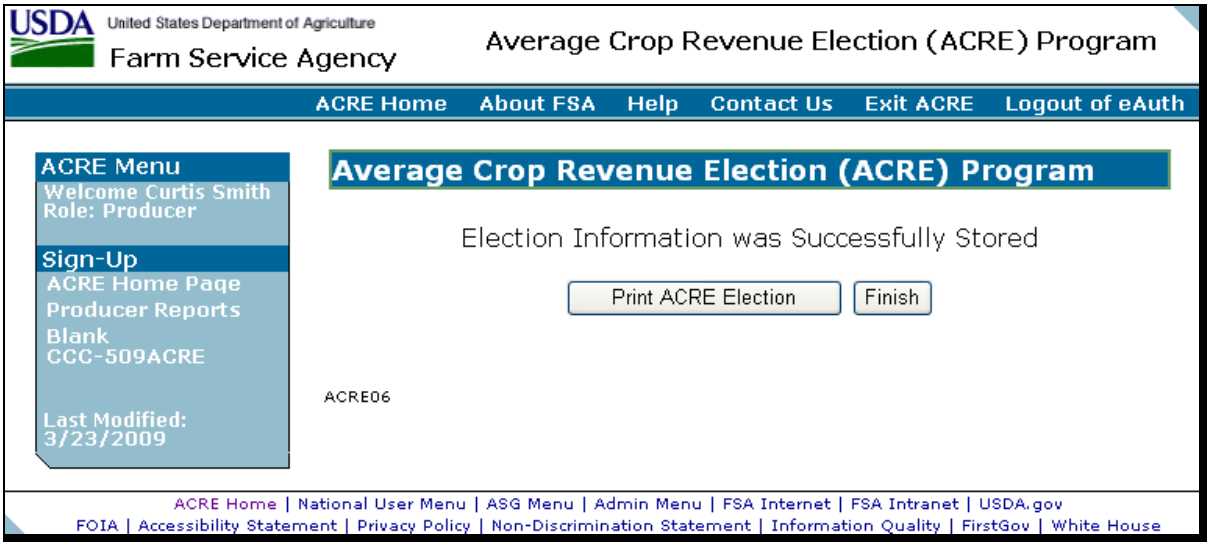

C Actions

The Average Crop Revenue Election (ACRE) Program Print Screen provides the ability to print the CCC-509ACRE Report.

Note: The report will be displayed in Acrobat Reader and can be printed, if needed.**--***

*--202 Producer Reports

A Overview

Several standard reports are available for producers to use as tools for ACRE election. To access the Producer Reports Menu, under "Sign-Up", CLICK "**Producer Reports**".

B Reports Screen

Following is an example of the Producer Reports Screen.

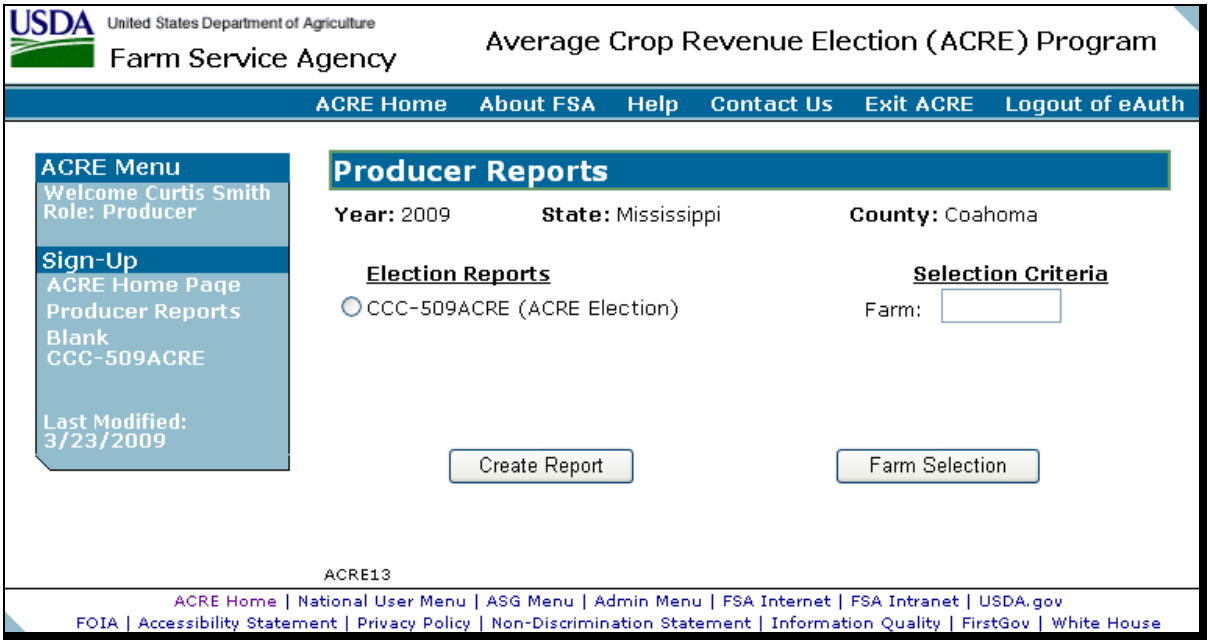

--*

202 Producer Reports (Continued)

C Descriptions of Reports

The following table provides the report, action required, and data elements on the report. Only 1 report can be created at a time. The report will be displayed in Acrobat Reader and can be printed, if needed.

Report	Action	Result
CCC-509ACRE (ACRE Election)	Select report and enter farm number.	Pre-filled CCC-509ACRE will be displayed.

203-209 (Reserved)

Part 5 DCP and ACRE Direct Payment Processing

Section 1 Program Payment Provisions

210 General Provisions

A Introduction

This part contains the following:

- general provisions applicable to DCP direct and CC, and ACRE direct, payments
- provisions for:
  - processing DCP direct and CC, and ACRE direct, payments and overpayments
  - canceling DCP direct and CC, and ACRE direct, payments
- information about the:

  ***--**Estimated Calculated Payment Report
  - Submitted Payments Report
  - Submitted Overpayments Report
  - Pending Overpayment Report
  - Nonpayment/Reduction Report
  - Insufficient Funds Report
  - Payments Computed to Zero Report
  - Payment History Report - Summary
  - Payment History Report - Detail.**--***

B Obtaining FSA-325

FSA-325 shall be completed, according to 1-CM, by individuals or entities requesting payments **earned** by a producer who has died, disappeared, or been declared incompetent subsequent to applying for program benefits. Payments shall be issued to the individuals or entities requesting payment using the deceased, incompetent, or disappeared producer's ID number.

Note: If CCC-509 has been filed by the producer, a revised CCC-509 is **not** required when payments are issued under the deceased, incompetent, or disappeared producer's ID number.

C Administrative Offset

DCP direct and CC, and ACRE direct, payments are subject to administrative offsets.

D Bankruptcy

State and County Offices shall contact the OGC Regional Attorney for guidance before issuing DCP direct and CC, and ACRE direct, payments for all bankruptcy cases.

210 General Provisions (Continued)

E Assignments

County Offices shall process assignments and joint payments according to 63-FI.

F Processing Payments

Advance and final payments shall be issued as soon as **all** of the following conditions exist:

- ***--**DCP direct and CC, and ACRE direct, payment software is available**--***
- producer has provided all required program documentation
- CCC-509 is approved
- program regulations are published.

G Funds Control Process

--**DCP direct and CC, and ACRE direct, payments will use the e-Funds accounting process**-- which controls funding allotments by crop year, monitors program spending, and halts program disbursements when the funding allocation has been exhausted.

The funds control process will be used to allocate funds to each County Office through State Offices. Initial amounts will be set for each State and County Office by the National Office.

If adequate funding is not available, those producers that cannot be paid will be listed on the Nonpayment Register with the reason, “Payment cannot be issued because of insufficient e-Funds.”

210 General Provisions (Continued)

*** * ***

*--H e-Funds Access

Funding for DCP and ACRE is established with the following numeric accounting codes:

- DCP direct - 6742
- DCP CC - 6747
- ACRE direct - 6744.

The funding will be maintained at the National level and will **not** be allotted to individual counties; therefore, State Office specialists will **not** need access to these programs.**--***

I General Payment Policy

See 9-CM, Part 2 for general payment policy for the following:

- eligible ID types and business types
- payment eligibility
- cropland factor
- payment limitation
- joint operations and entities
- general provisions for overpayments.

J Payment Troubleshooting

Exhibit 6 provides a guide for troubleshooting payment problems. Use this guide before submitting problems to the State or National Office.

211 Payment Limitation Provisions

*--A Payment Limitation Information for DCP Direct and CC, and ACRE Direct, Payments

DCP direct and CC, and ACRE direct, payments are limited to a maximum payment--* limitation amount per person or legal entity and will be attributed through direct attribution.

See 4-PL, paragraph 14 for payment limitation amounts for a person or legal entity.

As each payment is processed through NPS, the available payment limitation for the person or legal entity will be reduced until:

- *--all DCP direct and CC, and ACRE direct, payments, as applicable, are issued for the--* person or legal entity
- maximum payment limitation has been attributed to a person.

212 Payment Subsidiary Eligibility Provisions

A Introduction

The payment process reads the web-based eligibility system, for the year associated with CCC-509 to determine if a producer or member of a joint operation is eligible to be paid for that year. If the producer or member is ineligible to be paid, the payment will not be issued for that year and the producer or member will be listed on the Nonpayment Register with the applicable message.

Reminder: Eligibility determinations/certifications should accurately reflect COC determinations and producer certifications, as applicable.

*--B DCP Direct and CC, and ACRE Direct, Subsidiary Eligibility

The following identifies web-based eligibility determinations applicable to DCP direct and CC, and ACRE direct, payments and how the system will use the web-based subsidiary--* eligibility data for payment processing.

If a producer has multiple invalid subsidiary eligibility conditions, only the highest priority ineligible condition will be printed on the Nonpayment Register. See subparagraph 228 B for the priority order.

Eligibility Determination/Certification	Value	Eligible for DCP *--Direct and CC,--* and ACRE Direct	Exceptions
Actively Engaged	Actively Engaged	Yes	
	Not Filed	No	
	Awaiting Determination	No	
	Awaiting Revisions	No	
	Not Actively Engaged	No	
AD-1026	Certified	Yes	
	Awaiting Certification	No	
	Not Filed	No	
	Good Faith Determination	Yes	
	COC Exemption	Yes	
	Awaiting Affiliate Certification	No	
	Affiliate Violation	No	
AGI	Compliant Producer	Yes	
	Compliant Agent	Yes	
	Exempt	Yes	
	Not Filed	No	
	Not Met - COC	No	
	Not Met - Producer	No	

212 Payment Eligibility Subsidiary Provisions (Continued)

B DCP Direct and CC, and ACRE Direct, Subsidiary Eligibility (Continued)

Eligibility Determination/Certification	Value	Eligible for DCP Direct and CC, and ACRE Direct	Exceptions
Cash Rent Tenant	Eligible	Yes	If a determination is "Partially Eligible" then a cropland factor payment reduction will apply.
	Partially Eligible	Yes	
	Ineligible	No	
	Not Applicable	Yes	
	Awaiting Determination	No	
	*--Exempt	Yes--*	
	* * *	* * *	
Conservation Compliance – Farm/Tract Eligibility	In Compliance	Yes	
	Partial Compliance	Yes	
	In Violation	No	
	No Association	Yes	
	Past Violation	No	
	Reinstated	Yes	
Controlled Substance	No Violation	Yes	
	Growing	No	
	Trafficking	No	
	Possession	No	
FCIC Fraud	Compliant	Yes	
	Not Compliant	No	

213–215 (Reserved)

216 DCP Direct and CC, and ACRE Direct, Payments

A Supporting Files for Integrated Payment Processing

The DCP direct and CC, and ACRE direct, payment process is a web-based integrated process that uses a wide range of information and other program determinations and values to determine whether a payment should be issued and the amount of gross payment, applicable reductions, and the net payment amount. For payments to be calculated correctly, all supporting files must be updated correctly, including **all** the following.

Type of Information	How Information Is Used for Payment Processing	Source
CCC-509 Data	The information from CCC-509 is used to compute the payment amount for the producer.	Web-based DCP-ACRE Contract System
Payment Eligibility Information	Used to determine whether the producer and/or member of a joint operation is eligible for payment for the year in which CCC-509 was filed.	Web-based Eligibility System
General Name and Address Information	Used to determine the producer's business type and general name and address information.	SCIMS

Entity and Joint Operation Information	Used to determine the following for the year in which CCC-509 is filed:
	• member contribution value
	• substantive change value
	• members and member's share of the following:
	  • entities
	  • general partnerships
	  • joint ventures.
		Entity and Joint Operation control county *****--mainframe or business file.--*****

Combined Producer Information	Used to determine whether DCP direct and CC, and ACRE direct, producers or members of entities or joint operations are combined with other producers. This information is used to ensure the payment limitation is controlled properly.	Combined Producer System
Available Payment Limitation	Used to determine payment limitation availability.	Payment Limitation System
FAV acre for acre reductions and violations and reduction amounts	Used to determine whether the farm and producer have any of the following: • acre for acre reductions • planting violation amount • reporting reduction amount • maintenance reduction amount.	Fruit and Vegetable Payment Reductions System
Cropland Reporting Indicator	Used to determine whether the producer has met Cropland Reporting provisions.	Compliance System
Payment rate for the commodity	Used to determine the payment rate for each crop on CCC-509.	Program Parameter Table
Financial Related Information	Calculated payment information is provided to NPS. *****--Determined overpayment amount may be--***** provided to NRRS.	NPS or NRRS

216 DCP Direct and CC, and ACRE Direct, Payments (Continued)

B Prerequisites for Payments

Certain actions must be completed to ensure that the producer is eligible for payment. The following provides actions that must be completed to issue payments properly. COC, CED, or designee shall ensure that the action is completed.

Step	Action
1	Ensure that CCC-509 has been approved and that the approval date has been recorded in the system according to paragraph 31.
2	Ensure that AD-1026 is on file for the applicable year for producers seeking benefits and the eligibility information is recorded in the web-based eligibility system.
3	Ensure that the applicable CCC-902 is on file and actively engaged determinations are completed according to 4-PL for the applicable year for producers and members of joint operations seeking benefits.
4	Ensure that CCC-926 is on file for the applicable year for producers seeking benefits and the certification information is recorded in the web-based eligibility system. See 3-PL (Rev. 1).
5	Ensure that all other eligibility determinations have been updated according to the determinations made by COC for producers and members of joint operations. See 3-PL (Rev. 1).
6	***--**Ensure that joint operation and entity ownership structure information is updated correctly for the applicable year. See 2-PL or 3-PL (Rev. 1), as applicable.**--***
7	Ensure that the member contribution and substantive change values are updated according to 4-PL.
8	Ensure that the combined producer files are updated correctly for the applicable year. See 3-PL (Rev. 1).
9	Ensure all adjustments to payment limitation have been updated for the producer or member. See 3-PL (Rev. 1).
10	Ensure that all assignments and joint payees have been updated in NPS if CCC-36, CCC-37, or both were filed for DCP or ACRE.

*--216 DCP Direct and CC, and ACRE Direct, Payments (Continued)

C ID and Business Type Eligibility

The following provides the ID numbers and business types that are eligible for DCP direct and CC, and ACRE direct, payments.--*

SCIMS Business Code	Business Type/Description
Social Security Numbers With the Following Business Types	
00	Individual
07	Trust-Revocable
22	Limited Liability Company
Employer ID Numbers With the Following Business Types	
02	General Partnership
03	Joint Venture
04	Corporation
05	Limited Partnership
06	Estate
07	Trust-Revocable
10	Churches, Charities, and Non-Profit Organizations
13	Public Schools
17	Trust Irrevocable
18	Individual Operating as a Small Business
20	Indian Tribal Venture
22	Limited Liability Company
Temporary ID Numbers With the Following Business Type	
15	Indians Represented by Bureau of Indian Affairs

216 DCP Direct and CC, and ACRE Direct, Payments (Continued)

D Eligible Commodities

--The following table provides the commodities eligible for DCP direct, DCP CC, and-- ACRE direct payments.

Crop Name	Crop Name
Barley	Rice – Long Grain
Canola	Rice – Medium Grain
Corn	Safflower
Crambe	Sesame
Flax	Sorghum
Mustard	Soybeans
Oats	Sunflowers
Peanuts	Upland Cotton
Rapeseed	Wheat

*--The following table provides additional commodities eligible for DCP CC payments.

Crop Name	Crop Name
Beans - Desi	Dry Peas
Beans - Kabuli	Lentils--*

E DCP Direct Payment Rates

See Exhibit 8 for DCP direct payment rates.

F ACRE Direct Payment Rates

See Exhibit 9 for ACRE direct payment rates.

*--G DCP CC Payment Rates

See Exhibit 10 for DCP CC payment rates.--*

H Issuing Payments Less Than $1

The DCP and ACRE direct payment processes will:

- issue payments that round to at least $1
- **not** issue payments less than 50 cents.

* * *

*--216.5 DCP and ACRE Payment Processing for Crop Years 2009 Through 2013, and CTAP Payment Processing for Crop Years 2014 and 2015

A DCP Direct, Counter-Cyclical, ACRE Direct, and ACRE Payments for 2009 Through 2013 and CTAP Payments for 2014 and 2015

DCP and ACRE payment processing for crop years 2009 through 2013, and CTAP payment processing for 2014 and 2015 has been disabled.

If an overpayment has occurred for a 2009 through 2013 DCP, or ACRE payment, or a 2014 or 2015 CTAP payment, then enter the overpayment according to 64-FI.

To receive authorization to issue a 2009 through 2013 DCP or ACRE payment, or a 2014 or 2015 CTAP payment, State Offices must submit a request through the SharePoint web site according to subparagraph B. The SharePoint web site will allow users to:

- submit documentation for the original request
- submit additional documentation, when applicable
- track the status of the request
- obtain a copy of the authorization or denial
- notify the applicable National Office program specialist of the submitted request.

B SharePoint Web Site and User Guide

To provide documentation for payment authorization requests and to learn how to use the SharePoint web site, the following actions will be completed:

- access the SharePoint web site at **https://sharepoint.fsa.usda.net/mgr/dafp/PECD/payment_auth/default.aspx**

- in the “Shared Documents” sections, CLICK “SharePoint User Guide”.

C Authorized Users

The SharePoint web site can only be accessed by State Office specialists who are responsible for DCP/ACRE and CTAP.

To request access or provide State Office personnel changes for DCP, ACRE, or CTAP, the name of the specialist must be submitted in an e-mail to both of the following:

- **tina.nemec@wdc.usda.gov**
- **tracey.smith@wdc.usda.gov**.--*

*--216.5 DCP and ACRE Payment Processing for Crop Years 2009 – 2013 and CTAP Payment Processing for Crop Years 2014 and 2015 (Continued)

D Documentation for Payment Authorization Requests

The following documentation will be required for 2009 through 2013 DCP and ACRE payments, and 2014 and 2015 CTAP payments that are due the producer, but were not issued before payment processing was disabled March 31, 2017.

The SharePoint web site must be updated with the following:

- an explanation of why the DCP, ACRE, or CTAP payment was not issued before payment processing was shut down on March 31, 2017
- CCC-509 or CCC-957, as applicable
- Estimated Calculated Payment Report
- Payment History Report Detail for:
  - the producer (access the report by producer name)
  - all members (access the report by member name)
  - combined producers
- subsidiary print for the:
  - producer
  - members, if applicable
- Payment Limitation Detail Report for the:
  - producer
  - members, if applicable
- Farm Payment Reduction Report
- other documentation about the request, such as a NAD decision, FSA-321's, or receivable report, if applicable.--*

***--216.5 DCP and ACRE Payment Processing for Crop Years 2009 – 2013 and CTAP Payment Processing for Crop Years 2014 and 2015 (Continued)**

E State Office Responsibility

State Office will:

- review the payment authorization request before updating it to the SharePoint site to ensure that the:
  - amount being requested has been earned by the producer
  - request contains all required documentation as provided in subparagraph D before submitting the request
- update the payment authorization request to the SharePoint web site provided in subparagraph B
- be aware that the authorization or denial will be:
  - e-mailed to the SED and requesting State Office specialist
  - available through the SharePoint site
- ensure that State Office specialist personnel changes are provided to the National Office according to subparagraph C.

F County Office Responsibility

County Offices will:

- follow the instructions in this paragraph for payment authorizations and overpayments
- submit payment authorization requests to the State Office with all documentation provided in subparagraph D.**--***

217 Payment Processing

A Computing Payment and Overpayment Amounts

The DCP direct and CC, and ACRE direct, payment process is an integrated process that reads a wide range of files to:

- determine whether a payment should be issued or if an overpayment has occurred
- calculate the following:
  - gross payment amount
  - reduction amounts
  - net payment amount
  - overpayment amount.

--**The following describes the high level system processing sequence to calculate DCP**-- direct and CC, and ACRE direct, payments for producers.

Step	Action
1	Payment is triggered according to subparagraph B.
2	Determine whether there is an unsigned payment for the farm and producer in NPS, and if so, cancel the payment in NPS.
3	Determine the gross payment amount for the farm, producer, and crop according to subparagraph C.
4	Determine whether the producer is an entity or joint operation, and if so, obtain member information, if applicable.
5	Determine whether the producer and/or members are eligible for payment.
6	Provide the following to direct attribution for each farm and producer: • gross payment amount for each crop • program specific reductions • 1 reason if producer is ineligible due to subsidiary eligibility provision.
7	Direct attribution will determine the following: • reduction amounts • payment limitation availability • net payment or overpayment amount • reasons for nonpayment or overpayment.
8	All net payment and overpayment amounts will be totaled to determine the net payment or overpayment for the farm and producer.
9	Determine whether e-Funds are available for the payment.
10	Provide the payment amount to NPS, or update the overpayment amount to the Pending Overpayment Report.
11	***--**Update applicable information to the Common Payment Reports. See 9-CM, Part 5 for information about the Common Payment Reports.**--***
* * *	* * *

217 Payment Processing (Continued)

B Triggering Payments

Payment will be "triggered" through events that occur throughout the system. As a result, processing will now be "behind the scenes" for the most part. Calculations and determinations will occur during the evening and nighttime hours without users intervention.

Trigger Type	Description
Initial	Upon release of the payment software, a process will automatically run to determine all CCC-509's that are approved for payment. This will initiate the process described in subparagraph A and does **not** require any County Office user interaction. • Payments will be sent to NPS for certification and signature. •***--**Overpayment will be updated to the Pending Overpayment Report.**--***
Primary	Once the initial payments are triggered, subsequent payments will be initiated when County Office users approve CCC-509. Entering the COC approval date initiates the payment process for the selected CCC-509's.
Secondary	Payments that cannot be issued during any payment process are sent to the Nonpayment Register. If a condition causing the producer to be on the Nonpayment Register is corrected, the payment will be triggered to reprocess to determine whether the payment can be issued.
Tertiary	The payment system will periodically recalculate all payments.

C Gross Payment Calculation by Crop

The gross payment for the farm, producer, and crop is determined by completing the following calculation for each crop the producer has a share in on CCC-509:

- payment acres, minus
- FAV reduction acres, times
- direct or CC yield, as applicable, times
- producer share, times
- advance or final payment rate, as applicable.

Round result to whole dollars.

Note: Gross payment amounts will be determined by the program application and will then be processed through direct attribution where subsidiary eligibility and other reductions are applied.

217 Payment Processing (Continued)

D Gross Payment Calculation for the Farm and Producer

All gross payment or overpayment amounts determined for each crop will be added together to arrive at 1 payment amount or overpayment amount for the farm and producer. The payment software will either provide a payment amount to NPS or an overpayment amount ***--**will be updated to the Pending Overpayment Report.**--***

Example: The calculated crop amounts for the farm and producer are as follows:

- Corn $100
- Sorghum $400
- Wheat ($200).

The calculated crop amounts are added together and a payment amount of $300 is determined. $300 will be sent to NPS for the farm and producer.

218 * * * DCP-ACRE Payment Reports

A Displaying or Printing DCP-ACRE Reports

DCP-ACRE Payment Reports are available to provide information about each payment, nonpayment, or overpayment. Most of the payment reports have information that is common between program areas so information about these reports is in 9-CM. The Estimated Calculated Payment Report and the Payment History Report - Detail have program specific data so information for these reports are in this handbook. DCP-ACRE payment report information is available according to the following.

Report Name	Type of Data	Reference
Estimated Calculated Payment Report	Live	*--9-CM, paragraph 52--*
Submitted Payments Report	Live	9-CM, paragraph 63
Submitted Overpayments Report	Live	9-CM, paragraph 64
Pending Overpayment Report	Live	9-CM, paragraph 65
Nonpayment/Reduction Report	Report Database	9-CM, paragraph 66
Insufficient Funds Report	Live	9-CM, paragraph 67
Payments Computed in Zero Report	Live	9-CM, paragraph 68
Payment History Report - Summary	Report Database	9-CM, paragraph 69
Payment History Report - Detail	Report Database	*--Paragraph 232--*

Note: See 9-CM, paragraph 52 for instructions on accessing the Common Payment Reports System.

* * *

219, 220 (Withdrawn--Amend. 25)

221 Estimated Calculated Payment Report Process

A Introduction

The Estimated Calculated Payment Report will include information about calculating DCP or ACRE direct payment for each producer and crop in which the producer has an interest on the farm.

B Reviewing the Estimated Calculated Payment Report

County Offices shall access the Estimated Calculated Payment Report process to view or print the calculated payment information for the farm or producers on the farm with an interest in 1 or more crops. The Estimated Calculated Payment Report process allows County Offices to view or print the Estimated Calculated Payment Report.

C Accessing the Estimated Calculated Payment Report Process

--**Access the Estimated Calculated Payment Report according to 9-CM, paragraph 52.**--

221 Estimated Calculated Payment Report Process (Continued)

*--D Information Displayed/Printed on the Estimated Calculated Payment Report

The following information will be displayed/printed on the Estimated Calculated Payment Report.

Field	Description
Program Year	Year associated with CCC-509 that was filed by the affected producer.
Program Name	Name of the selected program.
Program Type	Name of the selected program type.
State	State as selected.
County	County as selected.
Approved Contract	Indicator of “Y” or “N” provides if CCC-509 is approved or not approved.
Cropland Reported	Indicator of “Y” or “N” provides if all cropland has been reported.
Farm Number	Farm number from CCC-509.
Producer Name	Name of the producer associated with the selection.
Crop	Name of the crop for which the payment was calculated.
Payment Acres	Payment acres for the crop from CCC-509.
FAV Reduction Acres	FAV reduction acres for the crop from the FAV System.
Net Payment Acres	Result of Payment Acres minus FAV Reduction Acres.
Payment Yield	Payment yield for the crop from CCC-509.
Producer Share	Producer share of the crop from CCC-509.
Payment Rate	Payment rate for the crop from the Program Parameter Table.
Calculated Payment	Calculated payment for the crop, which is the result of multiplying the following: • net payment acres, times • payment yield, times • producer share, times • payment rate.
Total Calculated Payment	Result of adding all calculated payments for all crops for the producer.

--*

222-224 (Withdrawn--Amend. 25)

225-228 (Withdrawn--Amend. 19)

229-231 (Reserved)

232 Payment History Report - Detail

A Introduction

The DCP-ACRE Payment History Report - Detail is a report that provides detailed
*--information about a DCP or ACRE payment for the farm and producer.

B Accessing the Payment History Report Process

Access the Payment History Report - Detail according to 9-CM, paragraph 52.

C Information Displayed/Printed on the Payment History Report - Detail

The following information will be displayed/printed on the Payment History Report - Detail.

Field	Description
Program Year	Year associated with CCC-509 that was filed by the affected producer.
Program Name	The name of the selected program.
Program Type	The name of the selected program type.
State, County	State and county as selected.
Farm Number	Farm number from CCC-509.
Producer Name	Name of the producer associated with the selection.
ID / Type	Last 4 digits of the producer's ID number and type.
Business Type	Business type associated with the producer.
Producer Information	
Transaction Date	Date the payment was sent to NPS.
Type of Transaction	Type of transaction for the information displayed, such as "Payment" or "Receivable".
Crop	The name of the crop the payment was calculated for.
Payment Acres	Payment acres for the crop from CCC-509.
FAV Red Acres	FAV reduction acres for the crop from the FAV System.
Payment Yield	Payment yield for the crop from CCC-509.
Share	Producer share of the crop from CCC-509
Payment Rate	Payment rate for the crop from the Program Parameter Table.
Gross Payment	Calculated gross payment amount for the crop.
AGI Reduction	Amount of the payment reduced because of an AGI reduction.
Crpland Factor Reduction	Amount of the payment reduced because of a cropland factor reduction.
FAV Plant. Reduction	Amount of the payment reduced because of an FAV planting violation.
FAV Rep. Reduction	Amount of the payment reduced because of an FAV reporting reduction.
FAV Mnt. Reduction	Amount of the payment reduced because of an FAV maintenance reduction.

--*

232 Payment History Report - Detail (Continued)

*--C Information Displayed/Printed on the Payment History Report - Detail (Continued)

Field	Description
Producer Information (Continued)	
Pay Limit Reduction	Amount of the payment reduced because of a payment limitation reduction.
Net Payment	Payment amount for the crop included in the total payment sent to NPS for the farm or producer selected.
Net Payment Amount	Total of all net payment amounts for the producer.
If the Payment History Summary Record selected is for an entity or joint operation, the following additional information will display/print for each member of the entity or Joint Operation.	
Crop	The name of the crop the payment was calculated for.
Gross Payment	Calculated gross payment amount for the crop.
AGI Reduction	Amount of the payment reduced because of an AGI reduction.
Crpland Factor Reduction	Amount of the payment reduced because of a cropland factor reduction.
Pay Limit Reduction	Amount of the payment reduced because of a payment limitation reduction.
Substantive Change Reduction	Amount of the payment reduced because of a substantive change reduction.
Member Contribution Reduction	Amount of the payment reduced because of a member contribution reduction.
Member Level Reduction	Amount of the payment reduced because of a member level reduction.
Net Payment	Payment amount included in the total payment sent to NPS for the member.
Net Payment Amount	Total of all net payment amounts for the member.

--*

233, 234 (Withdrawn--Amend. 19)

235 (Withdrawn--Amend. 25)

236-239 (Reserved)

*--Section 3 Canceling DCP and ACRE Direct Payments

240 General Provisions for Canceling Payments

A Canceling Payments

After payment processing has been completed, County Offices shall review the NPS payment worklist to ensure that the correct payments have been generated. The user should complete the following if an error is determined:

- payment should **not** be signed in NPS
- condition causing the incorrect payment should be corrected.

Notes: User intervention is not allowed for the cancellation process.

If the condition causing the incorrect payment is corrected, the system will automatically cancel the unsigned payment and recalculate the payment amount due.

If the payment amount is determined to be incorrect and the payment has been signed in the NPS System, the payment can no longer be canceled. The producer will be underpaid or overpaid once the condition causing the incorrect payment has been corrected.**--***

241-250 (Reserved)

--

Section 4 Overpayments

251 General Provisions for Overpayments

A Introduction

--Overpayments will be determined during the DCP direct and CC and ACRE direct payment calculation process. Overpayment information will be updated to the Pending Overpayment Report according to 9-CM, paragraph 65. When the overpayment is transferred to NRRS-- will depend on which payment cycle the overpayment occurred in. See subparagraphs 251 B and 251 C for information on transferring overpayments to NRRS.

B Overpayments Determined During the Advance Payment Cycle

If an overpayment is determined during the DCP direct and CC, and ACRE direct advance *--payment cycle:

- overpayment information will be updated to the Pending Overpayment Report according to 9-CM, paragraph 65

- users will be required to transfer the overpayment to NRRS, if applicable.

Note: If the total amount of the overpayment determined for the farm and producer during the advance payment cycle is less than the total amount of the final payment that will be due the producer, then the County Office should not transfer the overpayment to NRRS. Notate the Pending Overpayment Report, as applicable.

- the overpayments will **not** automatically be transferred to NRRS after 10 workdays.--*

C Overpayment Determined During the Final Payment Cycle

If an overpayment is determined during the DCP direct and CC and ACRE direct final *--payment cycle, the overpayment for the farm and payment entity will be put on the Pending Overpayment Report according to 9-CM, paragraph 65.--*

* * *

*--252 Collecting Overpayments

A Introduction

Overpayment amounts will be determined by farm, producer, and crop, but only one total overpayment amount will be provided to NRRS. Overpayments can occur for a number of reasons and County Offices are required to take necessary action to collect overpayments. However, there are exceptions during the advance payment cycle which are provided for in this paragraph.

B Overpayments and Due Dates

The following table lists:

- situations that may cause an overpayment
- overpayment due dates

Note: If an overpayment is determined during the advance payment cycle and the total amount of the overpayment is less than the total final payment that will be issued, the overpayment should not be transferred to receivables.

Time of Determination	Situation	Overpayment Due Date
Any time.	Payment was issued for the wrong farm, producer, or crop.	Immediately
After something affecting the payment amount is changed on the CCC-509.	The advance payment was issued and later something affecting the advance payment amount changes on the CCC-509. The total amount of the advance overpayment exceeds the amount of the final payment.	Immediately
After producer misrepresentation is determined.	The producer received an advance payment and the COC determines that the producer misrepresented their interest on the CCC-509.	Immediately
After payment limitation exceeded.	It is determined that payments have been issued exceeding the producer's effective payment limitation amount.	Immediately
After an eligibility value changes that make the producer ineligible for payment.	The producer's eligibility value changes which makes the producer ineligible for payment.	Immediately

--*

***--252 Collecting Overpayments (Continued)**

B Overpayments and Due Dates (Continued)

Time of Determination	Situation	Overpayment Due Date
After FAV acreage report or determination.	The advance payment was issued and the FAV reduction amount is greater than the final payment due October 1 of the applicable program year.	Immediately.
After cropland acres have been reported on the FSA-578.	The advance payment was issued and all cropland acres have not been reported on the FSA-578 as of October 1 of the current fiscal year.	October 1 of the current fiscal year. **Note:** If a producer is determined as overpaid on or after October 1 of the current fiscal year and the overpayment is subsequently transferred to receivables and then claims, claims interest will apply even though the condition causing the overpayment is later resolved. See paragraph 253.
Any time CCC-509 is canceled.	CCC-509 was canceled after payments were issued to the producer.	Immediately.

--*

253 Charging Interest

A Introduction

Interest shall be charged on all DCP and ACRE direct overpayments to producers who become ineligible after the producer's application was approved and the payment was issued.

B Ineligible Producers

A producer is considered ineligible if:

- COC determines that the producer:
  - erroneously or fraudulently represented any act affecting a determination
  - knowingly adopted a scheme or device that tends to defeat the purposes of the program
  - misrepresented their interest and subsequently received a DCP or ACRE payment
- the producer does not meet AGI provisions
- conservation compliance provisions are violated

•*****--controlled substance provisions are **not** met

•*****--FAV reduction or violation is determined.--*****

Interest for ineligible producers will be charged from the date of disbursement. The system will compute this interest when the overpayment is established in NRRS.

C When Not to Charge Interest

Interest will not be charged if the producer:

•*****--is determined to be eligible--*****
- returns the Treasury check without being cashed
- refunds the payment voluntarily.

254-258 (Withdrawn--Amend. 19)

259-264 (Reserved)

Part 6 (Reserved)

265-320 (Reserved)

Part 7 PRS

Section 1 Software Access

321 Accessing Software

A Basic Information

PRS:

- software is web-based software using a centralized database
- shall be used by county FSA employees with level II eAuthentication access and State Administrative users to enter production data for crops on a farm, calculate yields, and generate FSA-658.

Note: See paragraph 366 for information on requesting State Office administrative access.

--**Exhibit 32 provides a guide for troubleshooting PRS problems. Use this guide before submitting problems to the State or National Office.**--

B Definitions

In this part:

- user means county FSA employees with level II eAuthentication access and State Office administrative users, **except** where specifically noted
- home county means the administrative county in the web-based environment.

***--321 Accessing Software (Continued)**

C Accessing PRS

Access the PRS Home Page from the FSA Applications intranet website at **http://fsaintranet.sc.egov.usda.gov/fsa/FSAIntranet_applications.html**. Under "Production Adjustment and Disaster Programs", CLICK "DCP-ACRE Applications". The FSA-ACRE Applications Screen will be displayed. Users shall click "Production Reporting System (PRS)" and the Production Reporting System (PRS) Login Screen will be displayed.

D Production Reporting System (PRS) Login Screen

The following is an example of the Production Reporting System (PRS) Login Screen. CLICK "PRS Login" to continue.

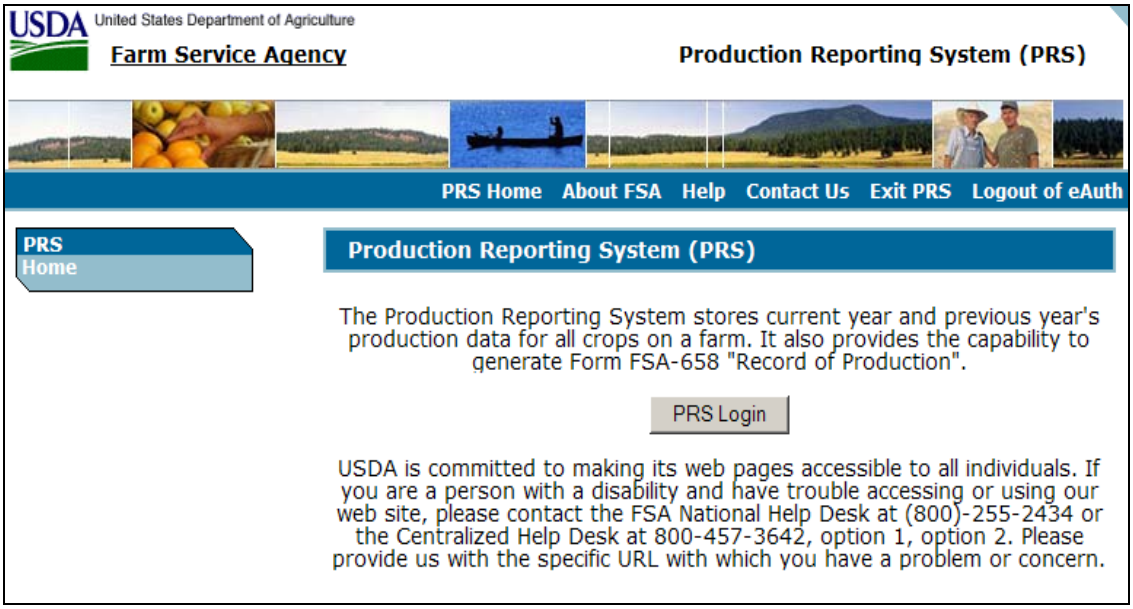

The USDA eAuthentication Warning Screen will be displayed.**--***

*--321 Accessing Software (Continued)

E USDA eAuthentication Warning Screen

On the USDA eAuthentication Warning Screen, CLICK:

- "**I Agree**" to proceed
- "**Cancel**" to end the process.

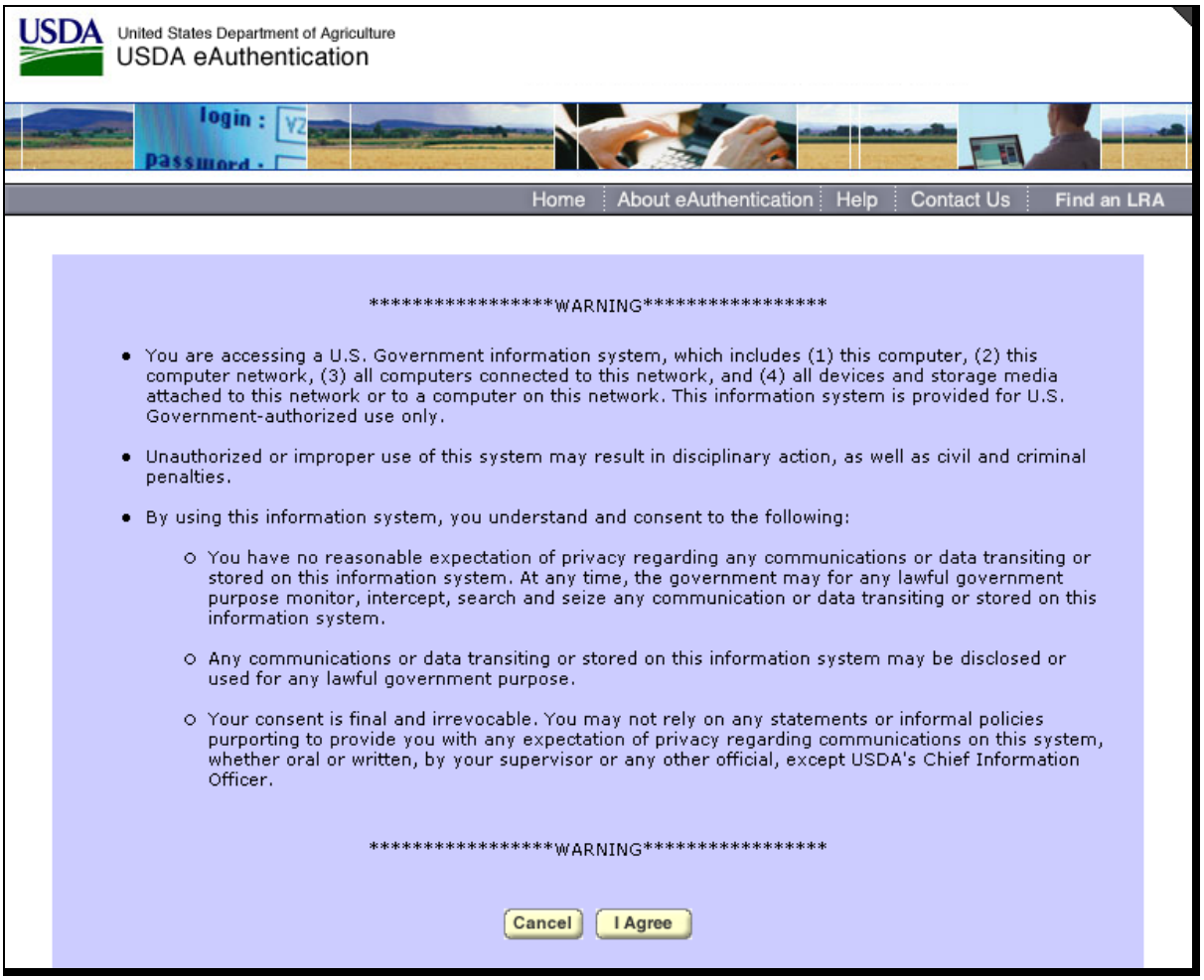

--*

*--321 Accessing Software (Continued)

F eAuthentication Login Screen

On the eAuthentication Login Screen, users must:

- enter user ID
- enter password
- CLICK "**Login**".

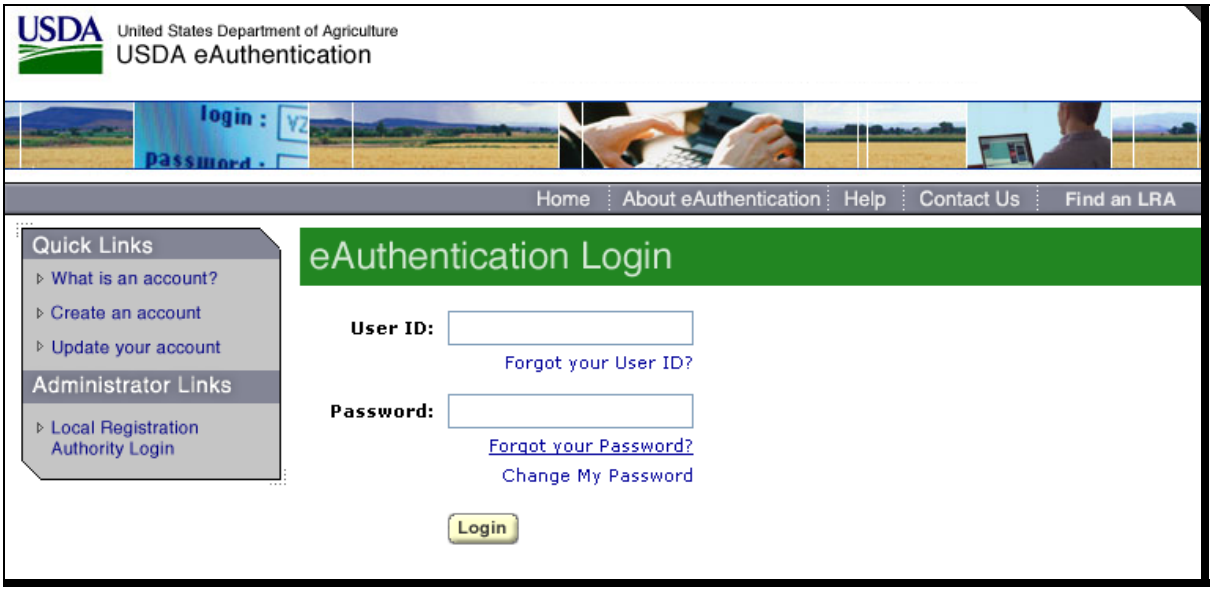

--*

*--322 PRS Main Menu

A Overview

After a user has logged in and been authenticated, the PRS Main Menu will be displayed. The PRS Main Menu will allow users to do any of the following:

- add or edit production data
- generate FSA-658
- enter operator certification dates
- approve FSA-658's
- cancel FSA-658's
- view and print reports.

B PRS Main Menu Screen

The following is an example of the PRS Main Menu.

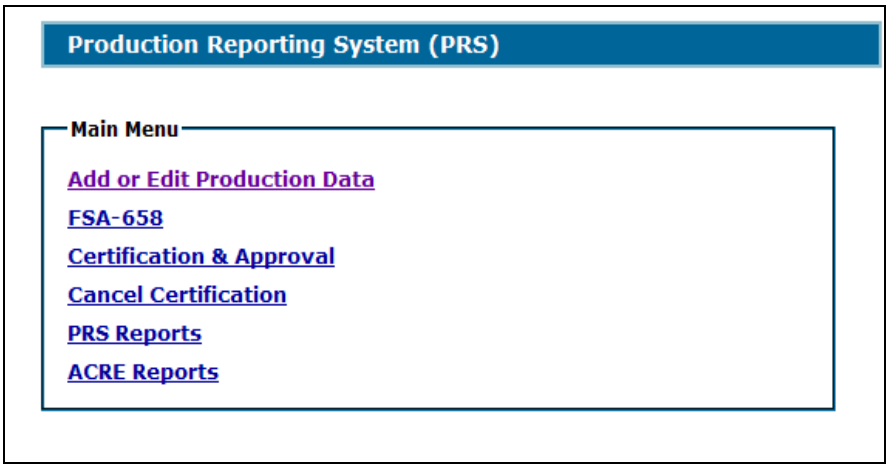

--*

*--322 PRS Main Menu (Continued)

C Action

The following provides the options available on the PRS Main Menu.

Option	Explanation
Add or Edit Production Data	Allows users to enter production data for all crops on a farm for the selected State/county/year. Production data is loaded at the tract level for the farm selected.
FSA-658	Allows users to view and print FSA-658 for a selected crop/practice on a farm. System will pre-fill FSA-658 based on production data loaded.
Certification & Approval	Allows users to enter operator certification dates and COC approval dates for FSA-658's.
Cancel Certification	Allows users to manually cancel FSA-658's because of data entry errors.
PRS Reports	Allows users to view and print reports for non-ACRE farms.
ACRE Reports	Allows users to view and print reports for ACRE farms.

--*

323 PRS Left Navigation Menu

A Overview

The PRS Left Navigation Menu will appear on all PRS screens and provide users access to direct links within the system. The Left Navigation Menu provides the following options:

- nationwide customer service
- approve certifications
- reports
- blank FSA-658
- PRS Main Menu
- *--ACRE designation
- ACRE insurance.

B PRS Left Navigation Menu

The following is an example of the PRS Left Navigation Menu.

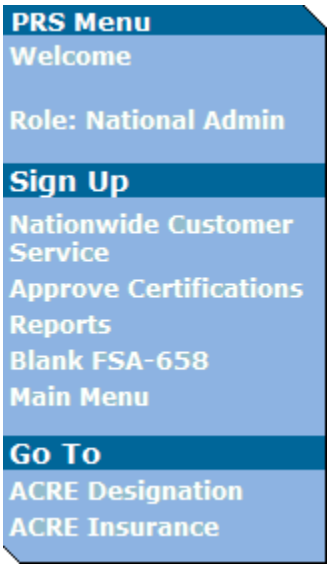

--*

C Fields, Descriptions, and Actions

The following table provides the fields, descriptions, and actions on the PRS Left Navigation Menu.

Field/Button	Description	Action
Nationwide Customer Service	Nationwide Customer Service provides users the option to add production or generate FSA-658's for any farm in the nation.	Once selected, users are in Nationwide Customer Service mode. See paragraph 362.

323 PRS Left Navigation Menu (Continued)

C Fields, Descriptions, and Actions (Continued)

Field/Button	Description	Action
Approve Certifications	Provides link to the bulk approval process which allows users to approve/disapprove multiple FSA-658's having the same approval date.	Displays FSA-658 Bulk Approval Screen. See paragraph 358.
Reports	Provides a link to ACRE and PRS reports.	Displays Report Menu. See paragraph 354.
Blank FSA-658	Allows user to print a blank FSA-658.	Opens blank FSA-658 in separate window.
PRS Main Menu	Link to return to PRS Home Page.	Returns user to PRS Main Menu.
***--**ACRE Designation	Link to ACRE Designation System.	Displays ACRE Designation Home Page.
ACRE Insurance	Link to ACRE Insurance System.	Displays ACRE Insurance Home Page.**--***

324 Common Screens Used for All PRS Menu Options

A Overview

Each time a user selects 1 of the PRS Main Menu options, the system will require the user to go through some basic screens before the task involved can be performed with the menu option selected.

B Common PRS Screens

The following table provides the common screens that will be displayed when any of the PRS Main Menu options are selected.

Basic PRS Screens	Explanation
State and County Selection Screen	Requires user to select applicable State/county/program year for the selected task.
SCIMS Customer Search Screen	Requires user to select an operator from SCIMS.
Select Farm	Requires user to select farm from a list of farms associated with the selected operator. **Note:** If an operator is only associated with 1 farm, the Farm Selection Screen will **not** be displayed. Instead, the system shall display the Farm Information Screen for the operator's farm.

*--325 State and County Selection

A Overview

When users click any option on the PRS Main Menu, the first screen displayed will be the State and County Selection Screen. Users must select a State, county, and program year to perform any of the functions listed on the PRS Main Menu.

The State and counties listed in the drop-down menu include only the State and counties the user is associated to in e-Authentication. However, users also have the option of accessing PRS through the Nationwide Customer Service option. This option will allow users to access PRS, enter production, and generate FSA-658's for any operator or farm in the nation. See paragraph 362 for more information on the Nationwide Customer Service option access.

B State and County Selection Screen

The following is an example of the State and County Selection Screen.

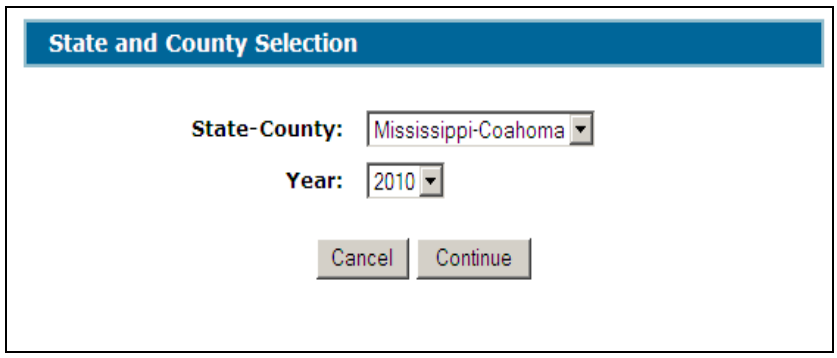

C Action

User shall use the drop-down menus to select the applicable:

- State/county
- year.

CLICK "**Continue**" and the SCIMS Customer Search Screen will be displayed.--*

*--326 SCIMS Customer Search Screen

A Overview

Production for a farm is recorded in PRS under the farm operator. The SCIMS Customer Search Screen provides users with a method of searching SCIMS to find the applicable operator. The operator can be selected by type, name, tax, ID, or other. See 1-CM for additional information on SCIMS.

B SCIMS Customer Search Screen

The following is an example of the SCIMS Customer Search Screen.

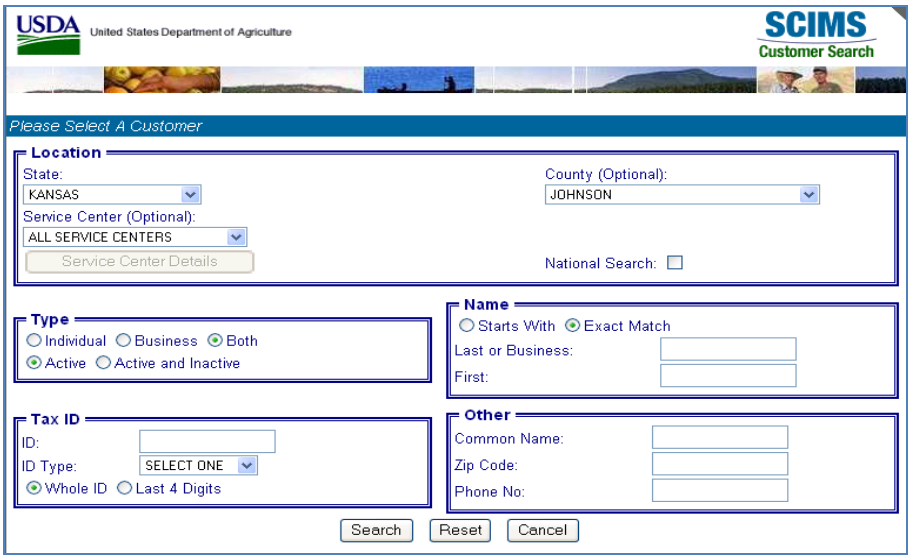

Users must select customers based on search results by clicking the applicable operator.

If the selected operator is associated with:

- more than 1 farm, the Select Farm Screen will be displayed; see paragraph 327
- only 1, farm the Select Tract Screen will be displayed; see paragraph 334
- only 1 farm having only 1 tract, the Tract Data Screen will be displayed. See paragraph 335.--*

*--327 Select Farm Screen

A Overview

The Select Farm Screen will:

- be displayed only if the operator selected is associated with more than 1 farm
- display the farm numbers for each farm associated with the selected operator.

B Select Farm Screen

The following is an example of the Select Farm Screen.

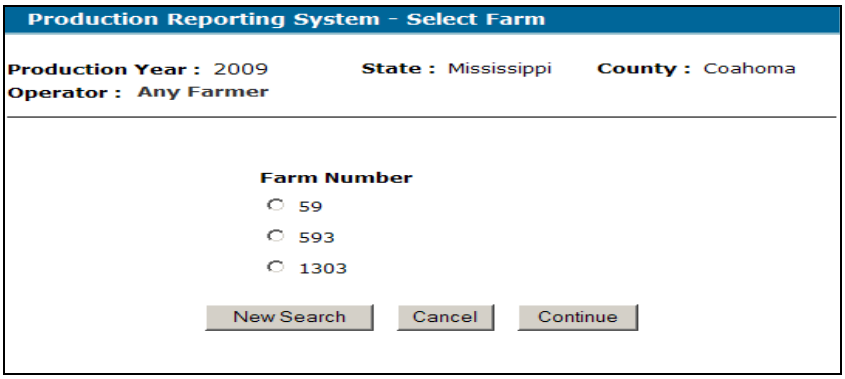

C Options

The following is an explanation of the options available on the Select Farm Screen.

Option	Result
New Search	The SCIMS Customer Seach Screen will be displayed. See paragraph 326.
Cancel	Return to PRS Main Menu.
Continue	The resut of this action depends on which option the user selected on the PRS Main Menu. If the option selected on the PRS Main Main was: • "Add or Edit Production Data", the Select Tract Screen will be displayed; see paragraph 334 • "FSA-658", the Select Crop for FSA-658 Screen will be displayed; see paragraph 345 • "Certification & Approval", the Select Crop for Certification Screen will be displayed; see paragraph 348 • "Cancel Certification", the Cancel Certification Screen will be displayed. See paragraph 350.

--*

328-331 (Reserved)

--

*--Section 2 Adding or Editing Production Data

332 Production Data

A Overview

PRS provides users the capability to add or edit production data for a farm. Users have the capability to enter current and historical production data. Production data entered in PRS shall included production from all producers on the farm.

B Entering Production Data by Tract

Production data shall be recorded in PRS at the tract level. In cases where production has been reported for a farm at the farm level, County Offices shall follow subparagraph C to allocate production to the tract level.

C Allocating Production to the Tract Level

Allocate production that has been previously reported at the farm level to the tract level by multiply the calculated yield for the farm times the total acreage for each tract. The result is the production quantity to be allocated to each tract.

Example: Production for Farm 12345 was entered in the ACRE FSA-658 workbook for "All Yield" corn at the farm level. Yields were calculated for the last 5 years for the farm to establish an ACRE Benchmark Farm Yield. For 2004, total production was reported as 13,446.40 bushels on a total of 76.40 planted acres. The "Calculated Yield" for the farm for 2004 was 176.00. Farm 12345 consists of Tracts 1 and 2. Tract 1 has 41.0 planted acres and Tract 2 had 35.4 planted acres.

Allocate production reported for the farm in 2004 to the tract level according to the following.

Step	Action	Result
1	Multiply the 2004 Calculated Yield by the total planted acreage for the crop on Tract 1. 176 x 41.0	The Production Quantity to be allocated to Tract 1. 7,216 bushels to count on Tract 1
2	Multiply 2004 Calculated Yield by total planted acreage for the crop on Tract 2. 35.4 x 176	6,230.4 bushels to count on Tract 2

--*

***--332 Production Data (Continued)**

D Entering Historical Production Data

PRS provides users the ability to enter historical production for a farm. For the current program year selected, users have the option to enter historical production for each of the last 5 years.

Example: For program year 2009, users will have the capability to load historical production data for each of the years 2008, 2007, 2006, 2005, and 2004.

Prior year production data for a farm shall be entered in PRS under the structure of the farm, as constituted, for the selected program year. If a farm has been reconstituted in the past 5 years, the system will not be able to retrieve farm/tract data. In these cases, users must add crops and acreage before production data can be entered. Production for the crops added shall be recorded at the farm level. See paragraph 337.

In some cases, prior year compliance data will not be available for a farm and/or tract because the crop was not planted on the farm for the selected prior year. If compliance data is not available, no prior year production shall be entered.

Note: For ACRE Benchmark Farm Yield purposes, PRS shall use the applicable plug yield for a crop/practice when production data is not available.**--***

*--333 Accessing the Add or Edit Production Data Option

A Overview

To enter production data for a farm, CLICK "**Add or Edit Production Data**" on the PRS Main Menu.

B Common PRS Screen Selections

Users must select the following common PRS screens as follows:

- State/county/program year on the State and County Selection Screen according to paragraph 325
- operator on the SCIMS Customer Service Screen according to paragraph 326
- farm on the Select Farm Screen according to paragraph 327.

The Select Tract Screen will be displayed. See paragraph 334. If the selected farm has only 1 tract, the Tract Data Screen will be displayed. See paragraph 335.--*

*--334 Select Tract Screen

A Overview

The Select Tract Screen allows user to select the applicable tract to enter production. All tract numbers on the farm for the selected program year shall be displayed.

B Select Tract Screen

The following is an example of the Select Tract Screen.

The user shall select the applicable tract and CLICK “Continue”. The PRS Tract Data Screen will be displayed.

C Options

The following provides the options available on the Select Tract Screen.

Option	Result
Back	Select Farm Screen will be displayed.
New Search	Return to the SCIMS Producer Search Screen to select a different producer.
Cancel	Return to PRS Main Menu.
Continue	Record Tract Data Screen will be displayed.

--*

*--335 Tract Data Screen

A Overview

The Tract Data Screen provides users the option to select a crop to add or edit prodction data.

B Tract Data Screen

The following is an example of the Tract Data Screen.

--*

***--335 Tract Data Screen (Continued)**

C Fields, Descriptions, and Actions

The following provides the fields, descriptions, and actions for the Tract Data Screen.

Field/Button	Description	Action
Program Year	Program year selected on the State and County Selection Screen.	
State	State selected on the State and County Selection Screen.	
County	County selected on the State and County Selection Screen.	
Production Year	Allows user to select a year to enter production. Users may select to enter production for the current program year and the last 5 years. **Example:** For program year 2009, users may select to enter production for each of the years 2009, 2008, 2007, 2006, 2005, and 2004.	Each time a different production year is selected the screen will refresh and display the crops planted on the tract for the selected production year.
Farm	Farm serial number selected through the Farm Selection Screen.	
Operator	Operator selected through the SCIMS Customer Search Screen.	
Tract	Tract selected on the Select Tract Screen.	**Notes:** The drop-down menu to the right of the tract number provides users the option to select another tract on the farm. If the user selects a different tract, the screen shall be refreshed and will display crops for the new tract selected.

--*

*--335 Tract Data Screen (Continued)

C Fields, Descriptions, and Actions (Continued)

Field/Button	Description	Action
Crops	All crops reported on FSA-578 for the selected production year. Crops shall be displayed by crop, crop type, intended use, and practice. **Note:** Modifications to FSA-578 data may take up to 48 hours to display.	
Add/Edit	Allows user to add or edit production data for a crop. **Note:** The option to "**Add**" will be displayed if no production data has been entered for the crop. If production data has been previously entered for the crop, the "**Edit**" option shall be displayed.	The Record Production Data Screen will be displayed.
Back		Select Tract Screen will be displayed.
New Search		SCIMS Customer Search Screen will be displayed.
Cancel		PRS Main Menu will be displayed.
Continue		PRS Summary Screen will be displayed.

--*

*--336 Record Production Screen

A Overview

The Record Production Data Screen provides users that capability to enter production data for the selected crop on the farm.

B Record Production Data Screen

The following is an example of the Record Production Data Screen.

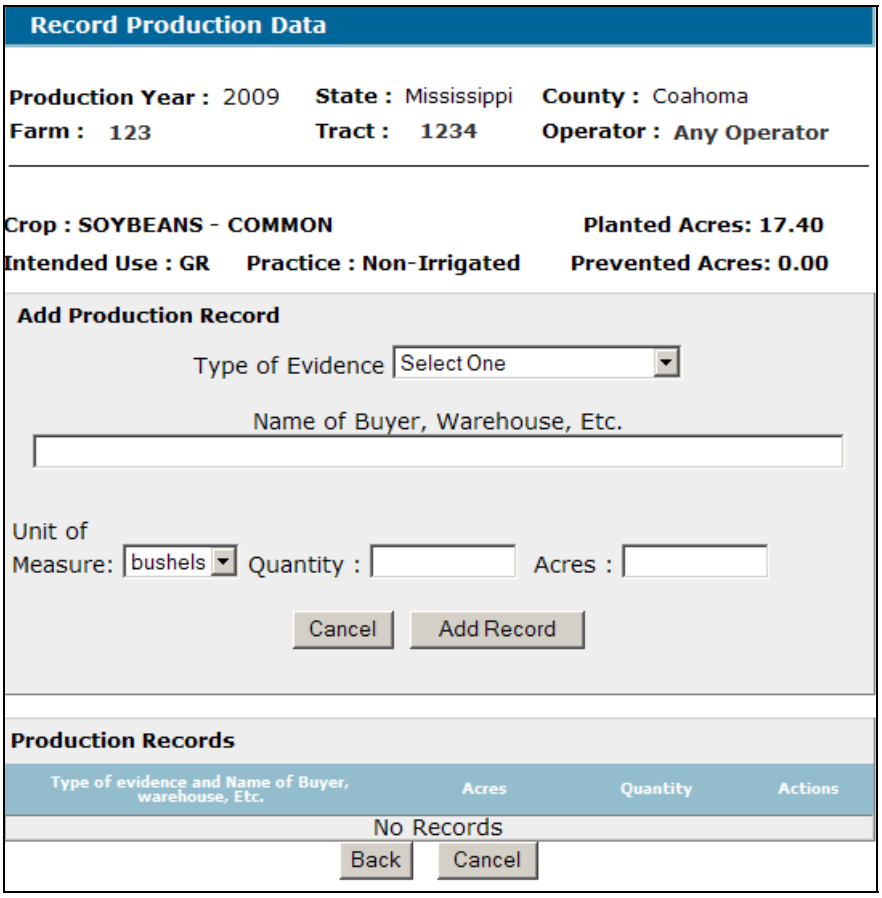

Note: Once a production record has been added for a crop, it will be displayed in the Production Records Section. Users will have the option to edit or delete production records in this section.**--***

*--336 Record Production Screen (Continued)

C Fields, Descriptions, and Actions

The following provides the fields, descriptions, and actions for the Record Production Data Screen.

Field/Button	Description	Action
Production Year	Production year selected on the Tract Data Screen.	
State	State selected on the State and County Selection Screen.	
County	County selected on the State and County Selection Screen.	
Farm	Farm serial number selected through the Farm Selection Screen.	
Tract	Tract selected on the Select Tract Screen.	
Operator	Operator selected through the SCIMS Customer Search Screen.	
Crop	Crop and crop type selected.	
Planted Acres	Displays planted acreage reported on FSA-578 for selected production year.	
Intended Use	Intended use for the crop selected.	
Practice	Practice for crop selected.	
Prevented Planted Acres	Displays prevented planted acres reported on FSA-578 for selected production year.	

--*

*--336 Record Production Screen (Continued)

C Fields, Descriptions, and Actions (Continued)

Field/Button	Description	Action
The Add Production Record Section allows users to add production records for the crop/crop type/intended use/practice selected.		
Type of Evidence	Manual selection. Users shall select the type of production evidence submitted, if applicable.	**Notes:** If the production quantity is based on operator certification, the user shall select "**Certification**" as type of production evidence. If additional types of evidence are needed in the drop-down menu, County Office users shall contact their State Office administrative users.
Name of Buyer, Warehouse, Etc.	Manual and optional entry.	Users shall enter the name of the buyer for the applicable production quantity.
Unit of Measure	For non-ACRE crops, the unit of measure shall be defaulted to the unit of measure for the crop as provided on NCT. If there is no unit of measure in NCT for the crop, an error message will be displayed notifying the user. For ACRE crops, unit of measure shall be defaulted to the applicable unit of measure for the crop. However, users have the option to enter silage production in tons for the following ACRE crops: • barley • corn • grain sorghum • oats • soybeans • wheat • small chickpeas • lentils • peas.	User shall select tons or bushels as applicable for the production quantity entered. If production quantity is entered in tons, the system will apply the applicable conversion factor and convert the tons to bushels or pounds as applicable for the crop.

--*

*--336 Record Production Screen (Continued)

C Fields, Descriptions, and Actions (Continued)

Field/Button	Description	Action
Quantity	Manual entry. Production quantity associated with the production record.	Users shall enter the production quantity for the crop.
Acres	Manual entry. If the production quantity is associated to certain acres, the user can enter the acres associated with the production quantity entered. **This field is not required**. Acres in this field will not be used in yield calculations.	Users shall enter number of acres for which the production quantity is associated.
Cancel	Will clear any data entered in the Add Production Record Section.	
Add Record	Saves and adds production record entered. Once added the record will be displayed in the Production Records Section.	
The Production Records Section will display all records of production that have been entered. Users have the option to edit or delete production records that have been previously entered.		
Back		Tract Data Screen will be displayed.
Cancel		PRS Main Menu will be displayed.

--*

*--337 Add Crop Screen

A Overview

According to subparagraph 332 D, when a farm has been reconstituted in prior years, the system cannot retrieve compliance data for prior production years. In these cases, the system will require the user to add crops before production can be entered.

If the farm structure is not the same in the selected program year and the selected prior production year, the system will provide the user with the following error message.

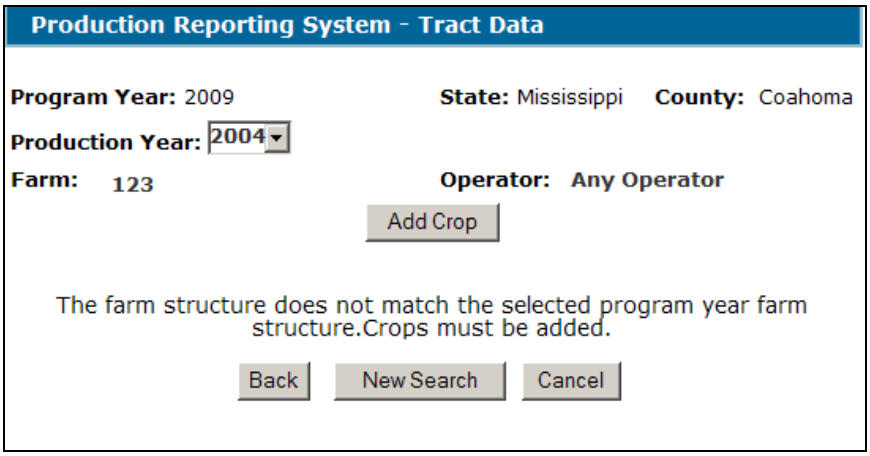

User shall CLICK "Add Crop" to add crops for the selected prior production year. The Add Crop Screen will be displayed.

The Add Crop Screen will allow users to "add crops" on a farm for the selected prior production year. The crops added shall be limited only to eligible ACRE crops reported on FSA-578 for the selected production year.

B Add Crop Screen

The following is an example of the Add Crop Screen.

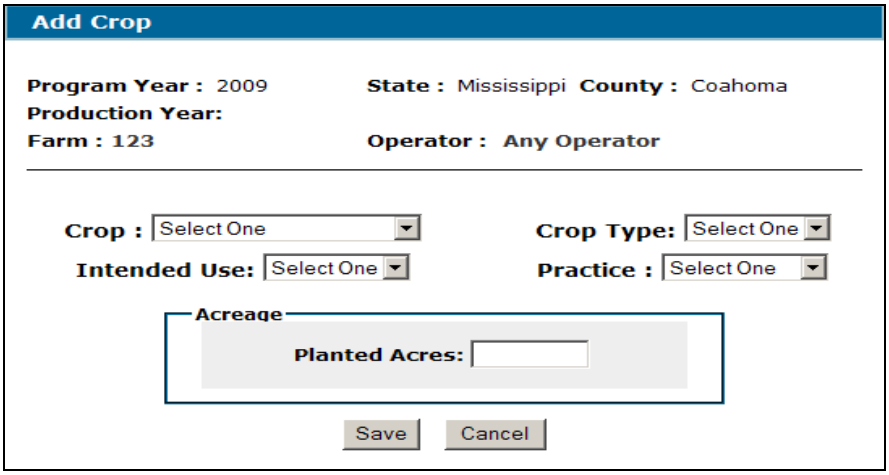

--*

***--337 Add Crop Screen (Continued)**

C Fields, Descriptions, and Actions

The following provides the fields, descriptions, and actions on the Add Crop Screen.

Field/Button	Description	Action
Program Year	Program year selected on the State and County Selection Screen.	
State	State selected on the State and County Selection Screen.	
County	County selected on the State and County Selection Screen.	
Production Year	Year selected from the Tract Data Screen to enter production for the applicable crop.	
Farm	Farm number for farm selected.	
Operator	Operator selected through the SCIMS Customer Search Screen.	
Crop	Manual selection. Users may only add ACRE crops that were reported on FSA-578 for the selected production year. To add a crop, select the crop name from the drop-down menu. The crop names displayed are limited to only eligible ACRE crops and shall be displayed as listed in 2-CP, Exhibit 10.5.	Name of the crop selected shall be displayed.
Crop Type	Manual selection. User shall select crop type for crop selected. Crop types shall be listed as provided in 2-CP, Exhibit 10.5. Users may select from a list of crop types for eligible ACRE crops.	Crop type selected will be displayed.

--*

***--337 Add Crop Screen (Continued)**

C Fields, Descriptions, and Actions (Continued)

Field/Button	Description	Action
Intended Use	Manual selection. User shall select intended use for crop/crop type selected as reported on FSA-578 for the selected production year.	Intended use selected will be displayed.
Practice	Manual selection. User shall select practice for crop/crop type/intended use selected as reported on FSA-578 for the selected production year. Practice shall be either irrigated or nonirrigated.	Practice selected will be displayed.
Planted Acres	Manual entry. User shall enter planted acreage for the crop/crop type/intended use/practice selected. Planted acreage entered shall be total planted acreage for the crop for the farm as reported on FSA-578 for the selected production year. Planted acreage includes initial, double cropped, and failed acreage for the crop/crop type/intended use and practice selected.	Planted acreage entered will be displayed. **Note:** For 2009, this number shall be recorded on the manual FSA-658.
Save	Save entry.	Tract Data Screen will be displayed with crop added. Users can add: • production for the crop • another crop.
Cancel		Returns user to Tract Data Screen.

--*

338 Editing Production Data

A Overview

Production data that has been previously entered may be edited through the Edit Production Data Screen.

***--Note:** Edits to prior year production data must be made in the earliest program year.

Example: A farm is enrolled in ACRE in program year 2009. Production data for years 2004 through 2009 was entered in PRS in program year 2009. In program year 2010, the farm is still enrolled in ACRE and a change in production data previously entered for 2008 is required.

In this case, the user shall access PRS program year 2009 and edit the 2008 production record. PRS will automatically update program year 2010 with the change.**--***

B Accessing Edit Production Option

To access the Edit Production Data Screen, CLICK "Edit Production" on the Tract Data Screen next to the applicable crop.

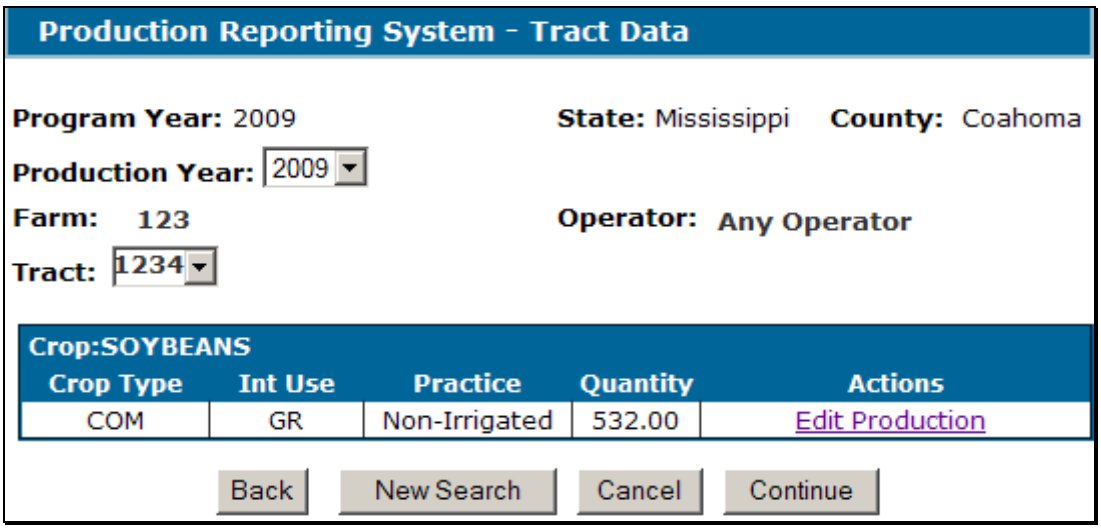

The Edit Production Data Screen will be displayed.

*--339 Edit Production Data Screen

A Overview

The Edit Production Data Screen will display all production records entered for the crop in the Production Records Section. Users may select the applicable production record to edit.

B Edit Production Data Screen

The following is an example of the Edit Production Data Screen.

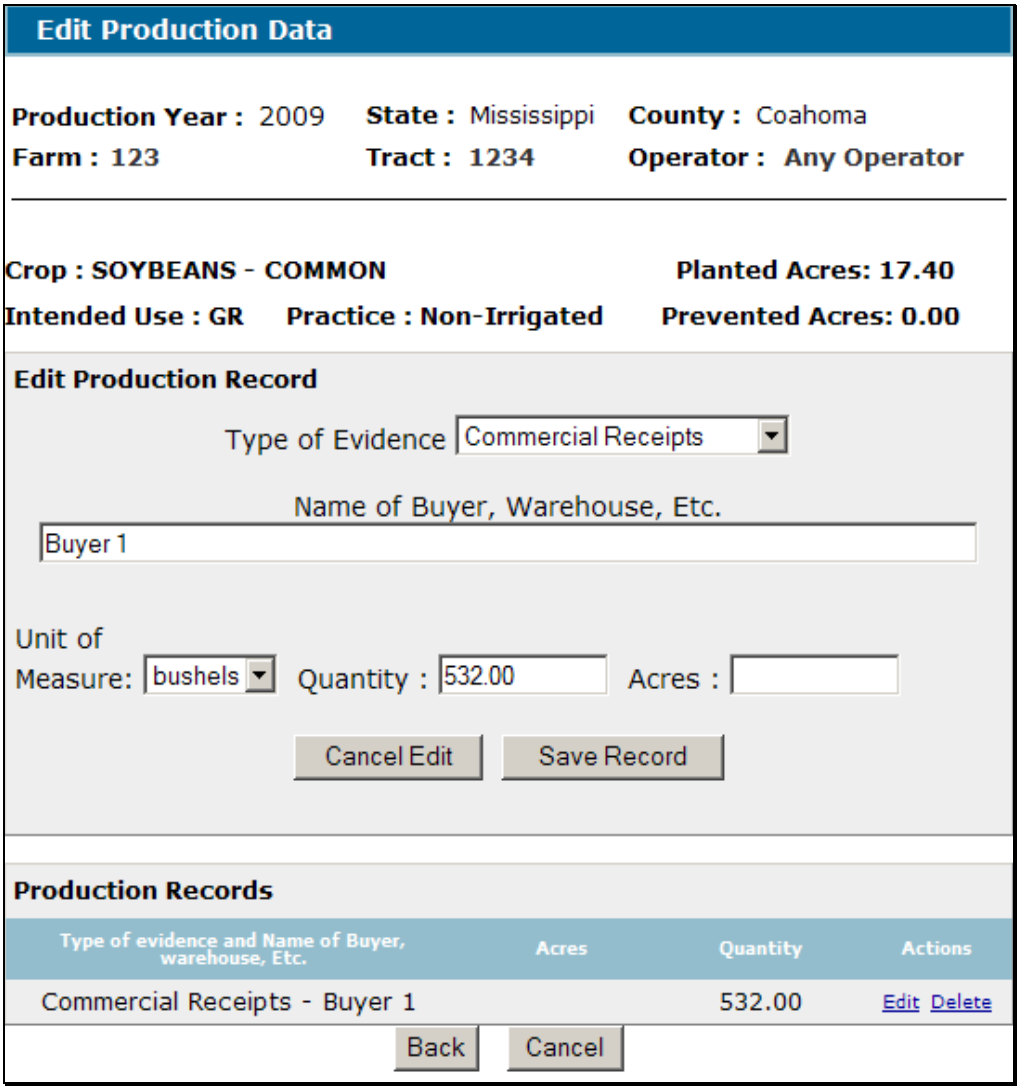

Notes: All production records entered for the crop shall be displayed in the Production Records Section.

The most recent production record added shall be displayed in the Edit Production Record Section. To add another production record for the crop selected, CLICK "Cancel Edit" to clear any data from the Edit Production Record Section. The screen will allow the user to add an additional production record for the crop.--*

*--339 Edit Production Data Screen (Continued)

C Field Descriptions and Actions

The following provides the fields, descriptions, and actions for the Edit Production Data Screen.

Field/Button	Description	Action
Production Year	Production year selected on the Tract Data Screen.	
State	State selected on the State and County Selection Screen.	
County	County selected on the State and County Selection Screen.	
Farm	Farm selected on the Farm Selection Screen.	
Tract	Tract selected on Tract Data Screen.	
Operator	Operator selected through SCIMS Customer Search.	
Crop	Displays crop and crop types selected for edit.	
Planted Acres	Total planted acres reported on FSA-578 for the crop and tract selected.	
Intended Use	Intended use for the crop selected.	
Practice	Practice for the crop selected.	
Prevented Acres	Total prevented planted acres reported on FSA-578 for the crop/tract selected.	
Edit Production Records Section	Displays the production data previously entered for the production record selected.	Users may edit data as needed.
Cancel Edit	Cancel any production data displayed in Edit Production Record Section.	Will allow user to add another production record for the crop selected.
Save Record	Save edited data.	Edited production data will be saved and displayed in the Production Records Section.
Production Records Section	Displays all production records entered for the crop selected.	Users may select a production record for edit.
Back		Tract Data Screen will be displayed.
Cancel		PRS Main Menu will be displayed.

--*

*--339 Edit Production Data Screen (Continued)

D Deleting Production Record

To delete a production record, CLICK “Delete” next to the applicable record.

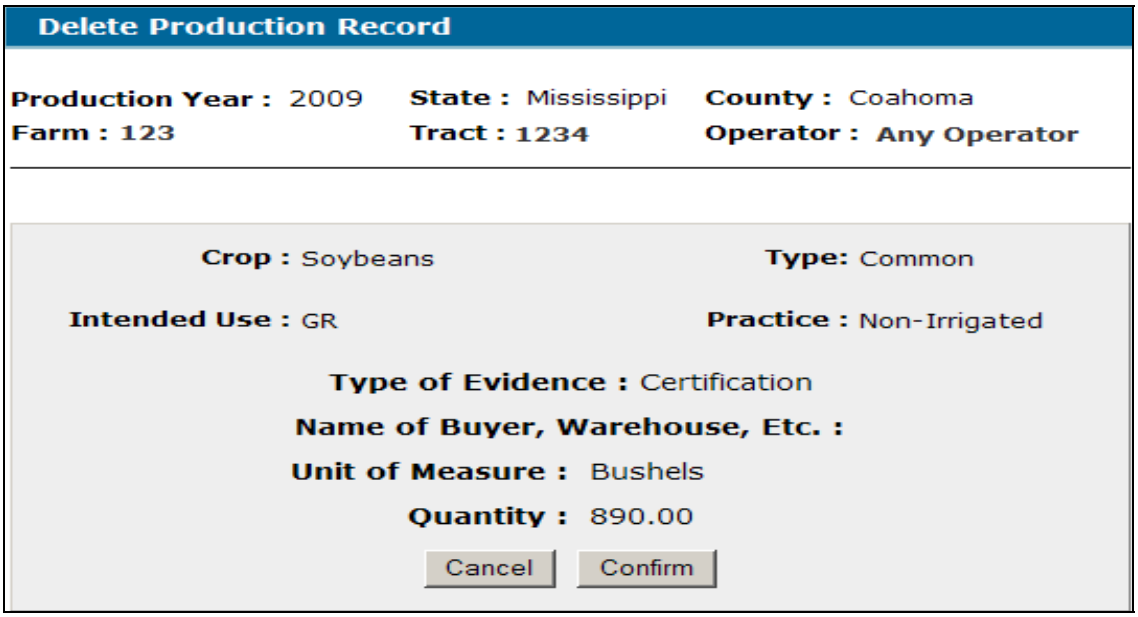

The Delete Confirmation Screen will be displayed. CLICK:

- “Confirm” to delete the record
- “Cancel” to cancel the delete action.--*

*--340 Production Reporting System – Summary Screen

A Overview

The Production Reporting System – Summary Screen allows users to view a summary of production data entered for all crops on a farm. The Production Reporting System - Summary Screen will display all tracts on the farm and all crops for which production data has been entered.

Note: Currently, the Production Reporting System - Summary Screen displays only production entered for the current program year. The capapbility to view production for prior years shall be available in a future software release.

To access the Production Reporting System Summary Screen, CLICK "Continue" on the Tract Data Screen.

B Production Reporting System - Summary Screen

The following is an example of the Production Reporting System - Summary Screen.

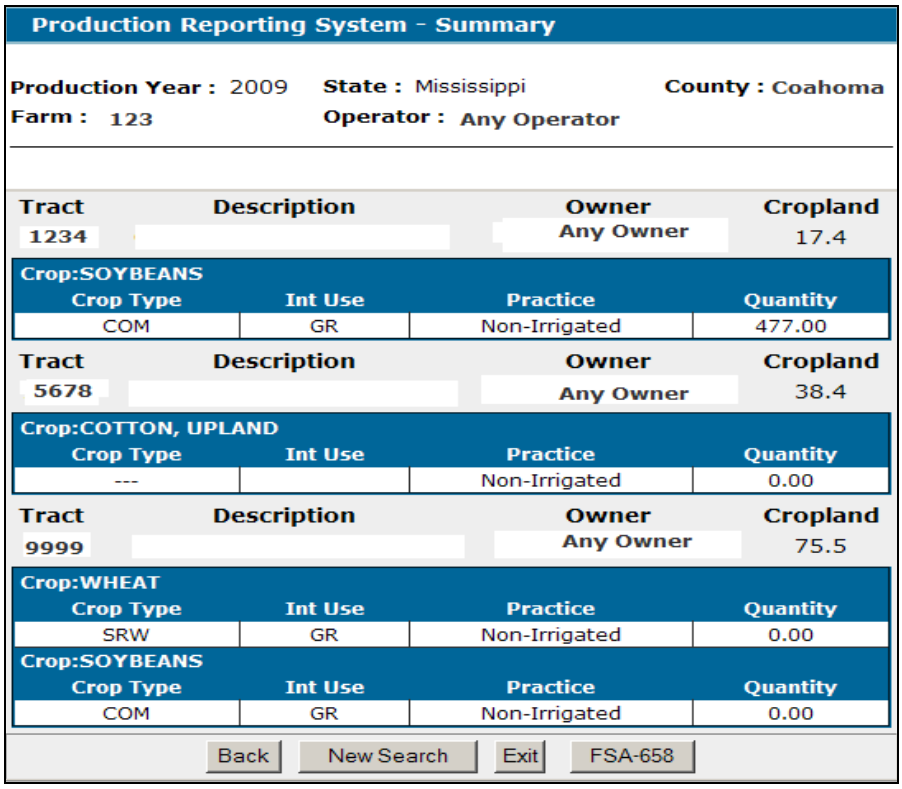

Production Reporting System - Summary

Production Year : 2009 **State :** Mississippi **County :** Coahoma
Farm : 123 **Operator :** Any Operator

Tract	Description	Owner	Cropland
1234		Any Owner	17.4

Crop:SOYBEANS

Crop Type	Int Use	Practice	Quantity
COM	GR	Non-Irrigated	477.00

Tract	Description	Owner	Cropland
5678		Any Owner	38.4

Crop:COTTON, UPLAND

Crop Type	Int Use	Practice	Quantity
---		Non-Irrigated	0.00

Tract	Description	Owner	Cropland
9999		Any Owner	75.5

Crop:WHEAT

Crop Type	Int Use	Practice	Quantity
SRW	GR	Non-Irrigated	0.00

Crop:SOYBEANS

Crop Type	Int Use	Practice	Quantity
COM	GR	Non-Irrigated	0.00

Back | New Search | Exit | FSA-658

--*

*--340 Production Reporting System – Summary Screen (Continued)

C Fields, Descriptions, and Actions

The following provides fields, descriptions, and actions for the Production Reporting System - Summary Screen.

Field/Button	Description	Action
Program Year	Program year selected on the State and County Selection Screen.	
State	State selected on the State and County Selection Screen.	
County	County selected on the State and County Selection Screen.	
Farm	Farm selected on the Farm Selection Screen.	
Operator	Operator selected through SCIMS Customer Search.	
Tract	Displays summary of all tracts on the farm selected. For each tract, the legal description of the tract, owner name, and total farmland acres will be displayed.	
Crop	Displays a summary of all crops on the tract. Crops will be displayed by crop/crop type/intended use/practice.	
Quantity	Displays production quantity associated with each crop/crop type/intended use/practice.	
Back		Tract Data Screen will be displayed.
New Search		SCIMS Customer Search Screen will be displayed.
Exit		PRS Main Menu will be displayed.
FSA-658	Takes user to FSA-658 process to generate FSA-658 for the operator, farm, and year selected.	Select Crop for FSA-658 Screen will be displayed. See paragraph 345.

--*

341-343 (Reserved)

344 FSA-658 Process

A Overview

FSA-658:

- is the official record of a farm's calculated yield
- displays the production and acreage quantities used in yield calculations as well as the yield calculated for the selected program year.

For farms participating in ACRE, FSA-658 is used to record both the Benchmark Farm Yield and the Actual Farm Yield. Users have the option to select the applicable yield to be generated during the FSA-658 process. For non-ACRE farms, users shall only have the option to generate FSA-658 for the Actual Farm Yield.

B Accessing FSA-658 Option from PRS Main Menu

After selecting FSA-658 from the PRS Main Menu, users select the following common PRS screens as follows.

- State/county/program year on the State and County Selection Screen according to paragraph 325
- operator on the SCIMS Customer Service Screen according to paragraph 326
- farm on the Select Farm Screen according to paragraph 327.

The Select Crop for FSA-658 Screen will be displayed.**--***

*--345 Select Crop for FSA-658 Screen

A Overview

The Select Crop for FSA-658 Screen displays all crops by crop and practice on the farm.

Note: Crops that have been established as "All Yield" shall still be displayed on the Select Crop For FSA-658 Screen as irrigated or nonirrigated. Users shall select either the irrigated or nonirrigated crop. If the crop is an "All Yield", the system will combine both the irrigated and nonirrigated production and acreage for the crop during the FSA-658 process.

B Select Crop for FSA-658 Screen

The following is an example of the Select Crop for FSA-658 Screen.

Select Crop for FSA-658

Production Year : 2009 **State :** Mississippi **County :** Coahoma
Farm : 123 **Operator :** Any Operator

Crop	Practice	FSA-658 Actions
WHEAT	Non-Irrigated	Actual Yields BenchMark Yields
COTTON, UPLAND	Non-Irrigated	Actual Yields BenchMark Yields
SOYBEANS	Non-Irrigated	Actual Yields BenchMark Yields

New Search Cancel

--*

*--345 Select Crop for FSA-658 Screen (Continued)

C Fields, Descriptions, and Actions

The following provides the fields, descriptions, and actions on the Select Crop for FSA-658 Screen.

Field/Button	Description	Action
Production Year	Program year selected on the State and County Selection Screen.	
State	State selected on the State and County Selection Screen.	
County	County selected on the State and County Selection Screen.	
Farm	Farm selected through Farm Selection Screen.	
Operator	Operator selected through SCIMS Customer Search Screen.	
Crop	Displays all crop(s) on the selected farm for which production data has been entered for the State/county and year selected.	
Practice	Practice(s) reported on FSA-578.	
FSA-658 Actions	Displays FSA-658 options available for the crop. **For ACRE farms** and eligible ACRE crops, users can select either of the following options: • Benchmark Farm Yield • Actual Yield. For farms not participating in ACRE and ineligible ACRE crops, users can only generate FSA-658 reflecting the actual yield for the crop.	When either Benchmark Farm Yield or Actual Yield Option is selected for a crop/practice, FSA-658 shall open in a separate window and display yield calculation.
New Search	Allows user to select another operator to generate FSA-658.	SCIMS Customer Search Screen will be displayed.
Cancel		PRS Main Menu will be displayed.

--*

*--346 FSA-658

A Overview

After users select either Benchmark Farm Yield or Actual Farm Yield on the Select Crop for FSA-658 Screen, FSA-658 shall open in a separate window.

FSA-658 shall be pre-filled based on production data loaded for the crop and shall display the applicable yield, Benchmark Farm Yield or Actual Yield, for the crop and practice selected.

FSA-658's are crop and practice specific. Therefore, separate FSA-658's must be generated for each crop and practice on the farm. If the selected crop has been established as an "All Yield", the system will calculate the yield selected and combine production and acreage for both practices, irrigated or nonirrigated, for the crop. In FSA-658, item 5, "All Yield" will be displayed.

B Printing FSA-658

Print FSA-658 by clicking on the printer icon in the top left corner of the open window.--*

347 Certification & Approval PRS Main Menu Option

A Overview

The "Certification & Approval" option on the PRS Main Menu provides users the capability to certify FSA-658 for a selected crop and practice. Users shall have the capability to enter all of the following:

- operator certification date
- type of certification
- COC approval date
- COC decision (approve or disapprove).

***--Notes:** After an initial Benchmark Farm Yield has been certified and approved for a crop and practice, the Benchmark FSA-658 for the crop and practice in subsequent program years does **not** have to be certified and approved. The system will automatically certify and approve the Benchmark FSA-658's in these cases. Users shall continue to access the Benchmark Farm Yield Option from the Select Crop for FSA-658 Screen. Once selected, the Benchmark FSA-658 for the selected crop and practice will open in a separate window. The Benchmark FSA-658 will be automatically certified and approved.

Actual yields must be certified and approved annually.**--***

B Accessing Certification & Approval from PRS Main Menu

After selecting "Certification & Approval" on the PRS Main Menu, users must select the following common PRS screens:

- State/county/program year on the State and County Selection Screen according to paragraph 325

- operator on the SCIMS Customer Service Screen according to paragraph 326

- farm on the Select Farm Screen according to paragraph 327.

The Select Crop for Certification Screen will be displayed.

348 Select Crop for Certification Screen

A Overview

The Select Crop for Certification Screen displays * * * FSA-658's that have been generated for a specific crop and practice on a farm. Users may select the crop to enter operator certification and COC approval/disapproval dates.

Notes: If the crop is an all yield, "All Yield" will be displayed in the practice column.

*--The Benchmark Yield Certification Type:

- for a crop and practice will only be displayed on the Select Crop for Certification Screen if it is the first time establishing a Benchmark Farm Yield for the crop and practice

- will **not** be displayed for crops with Benchmark FSA-658's automatically certified and approved according to subparagraph 347 A.--*

B Select Crop for Certification Screen

The following is an example of the Select Crop for Certification Screen.

Select Crop for Certification

Production Year : 2009 **State :** Mississippi **County :** Coahoma
Farm : 123 **Operator :** Any Operator

Crop	Practice	Certification Type
Wheat	Non-Irrigated	BenchMark Yield
Cotton, Upland	Non-Irrigated	BenchMark Yield
Soybeans	Non-Irrigated	BenchMark Yield
Soybeans	Non-Irrigated	Actual Yield

New Search | Cancel | Continue

After a crop has been selected, CLICK "Continue" and the Certification & Approval Screen will be displayed.

*--348 Select Crop for Certification Screen (Continued)

C Fields, Descriptions, and Actions

The following provides the fields, descriptions, and actions on the Select Crop for Certification Screen.

Field/Button	Description	Action
Production Year	Program year selected on the State and County Selection Screen.	
State	State selected on the State and County Selection Screen.	
County	County selected on the State and County Selection Screen.	
Farm	Farm selected from the Farm Selection Screen.	
Operator	Operator selected from the SCIMS Customer Search Screen.	
Crop	Crop selected from the Select Crop for Certification Screen.	
Practice	Practice associated with the selected crop on the Select Crop for Certification Screen.	
Certification Type	FSA-658 type (Benchmark Yield/Actual Yield).	
New Search	Allows user to select another farm.	Return user to SCIMS Customer Search Screen.
Cancel		Return user to PRS Main Menu.
Continue		Certification and Approval Screen will be displayed.

--*

349 Certification & Approval Screen

A Overview

The Certification & Approval Screen provides the capability to enter operator certification and COC approval/disapproval dates.

Note: Certification and COC approval/disapproval dates do not have to be entered at the same time.

B Certification & Approval Screen

The following is an example of the Certification & Approval Screen.

*--

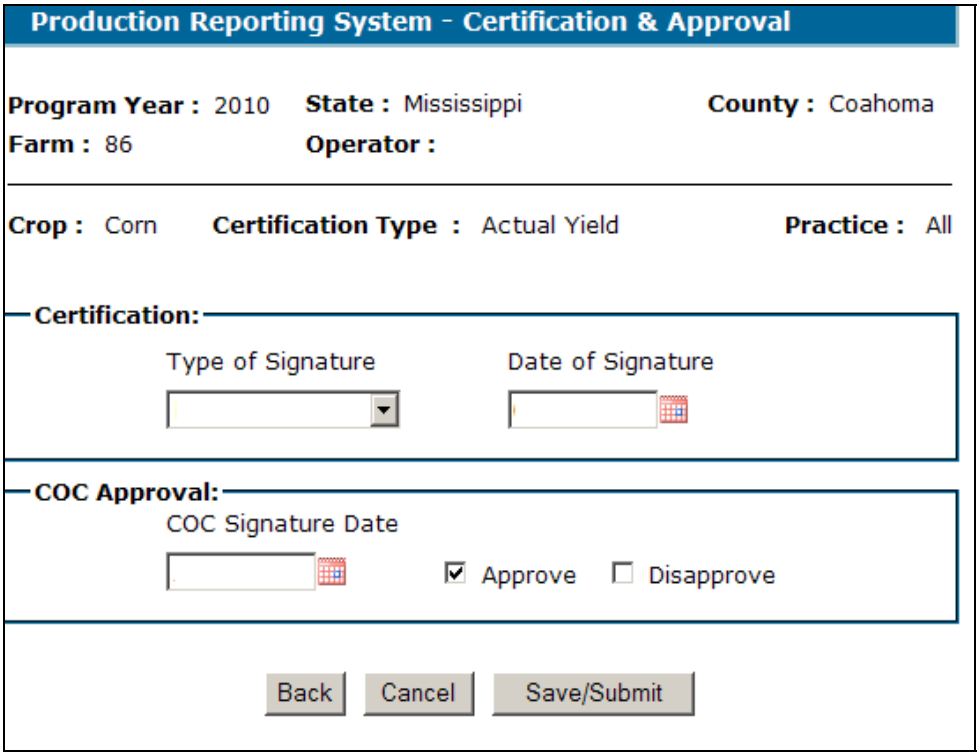

--*

*--349 Certification & Approval Screen (Continued)

C Fields, Descriptions, and Actions

The following provides the fields, descriptions, and actions on the Certification & Approval Screen.

Field/Button	Description	Action
Production Year	Program year selected on the State and County Selection Screen.	
State	State selected on the State and County Selection Screen.	
County	County selected on the State and County Selection Screen.	
Farm	Farm selected from the Farm Selection Screen.	
Operator	Operator selected from the SCIMS Customer Search Screen.	
Crop	Crop selected from the Select Crop for Certification Screen.	
Practice	Practice associated with the selected crop on the Select Crop for Certification Screen.	
Type of Signature	Manual selection. The type of signature provided by the operator. Signature types include either of the following: • paper • FAX.	Signature type shall only be entered after 1 of the following occurs: • operator signs and dates FSA-658 for the selected crop • County Office receives FAX with operator's certification and date for the selected crop.
Date of Signature	Manual entry of the date the operator signed or FAXed FSA-658. **Note: For program year 2009 only**, if FSA-658 has already been certified, the certification date of the owner, operator, or other producer, may be entered in PRS.	User shall enter the date the operator signed or FAXed FSA-658. User shall enter the date in any of the following formats: • mmddyyy • mmddyy • mm/dd/yyyy • mm/dd/yy. **Note:** User can also select date through the calendar.

--*

*--349 Certification & Approval Screen (Continued)

C Fields, Descriptions, and Actions (Continued)

Field/Button	Description	Action
COC Signature Date	Manual entry of date COC approved FSA-658.	User shall enter the date COC signed FSA-658 either approving or disapproving the certification. User shall enter the date in any of the following formats: • mmddyyy • mmddyy • mm/dd/yyyy • mm/dd/yy. **Note:** User can also select date through the calendar.
Approve/Disapprove	Manual selection.	User shall select either approve or disapprove indicating COC's decision on FSA-658.
Back		Select Crop for Certification Screen will be displayed.
Cancel		PRS Main Menu will be displayed.
Save/Submit	User shall click "Save/Continue" to save certification and approval dates entered.	The Certification & Approval Screen will be refreshed and a message will be displayed indicating the certification and/or approval dates were successfully saved.

--*

*--350 Canceling FSA-658 Certifications

A Overview

The Cancel Certification option from the PRS Main Menu provides users the option to manually cancel a certified FSA-658 for selected crop/practices on a farm.

After selecting the “Cancel Certification” option from the PRS Main Menu, users must select the following common PRS screens:

- State/county/program year on the State and County Selection Screen according to paragraph 325
- operator on the SCIMS Customer Service Screen according to paragraph 326
- farm on the Select Farm Screen according to paragraph 327.

The Cancel Certification Screen will be displayed.

B Cancel Certification Screen

The Canel Certification Screen will display a list of all FSA-658’s for the farm selected by crop and practice Users can select to cancel 1 or multiple FSA-658’s for the farm. The following is an example of the Cancel Certification Screen.

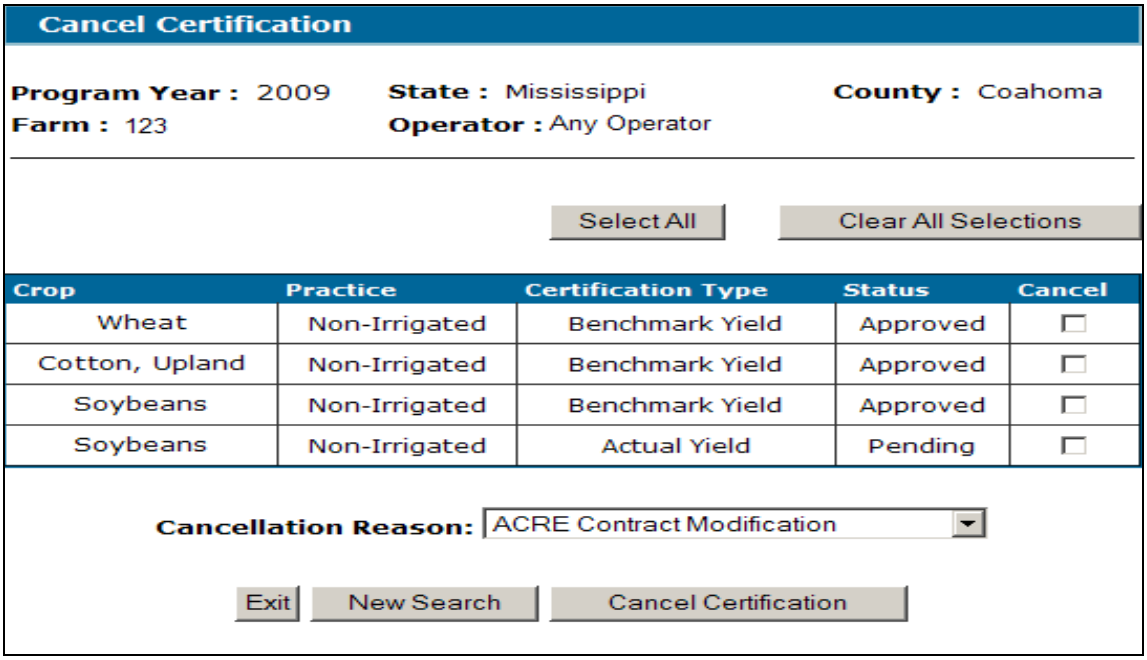

--*

*--350 Canceling FSA-658 Certifications (Continued)

D Fields, Descriptions, and Actions

The following provides the fields, descriptions, and actions on the Cancel Certification Screen.

Field/Button	Description	Action
Program Year	Program Year selected on the State and County Selection Screen.	
State	State selected on the State and County Selection Screen.	
County	County selected on the State and County Selection Screen.	
Farm	Farm selected from the Farm Selection Screen.	
Operator	Operator selected from the SCIMS Customer Search Screen.	
Crop	All FSA-658's that have been certified for the farm shall be listed by crop.	
Practice	Practice associated with the selected crop on the Select Crop for Certification Screen.	
Certification Type	The type of yield calculated on FSA-658 for the crop. The certification type displayed shall be either: • Benchmark Yield • Actual Yield.	
Status	Displays current status of the certified FSA-658. Status can be either: • approved • pending • disapproved.	
Cancel	Manual selection. Users can select to cancel: • FSA-658 for each crop on the farm • 1 or more FSA-658's.	Check (✓) shall be displayed next to the crop name of FSA-658 to be canceled.

--*

350 Canceling FSA-658 Certifications (Continued)

D Fields, Descriptions, and Actions (Continued)

Field/Button	Description	Action
Cancellation Reason	Manual selection.	User shall select applicable cancellation reason from drop-down menu.
Exit		PRS Main Menu will be displayed.
New Search	Allows user to select another operator.	SCIMS Customer Search Screen will be displayed.
Cancel Certification	Once FSA-658's have been selected by the user, the user shall CLICK "Cancel Certification". FSA-658's for all crops selected shall be canceled.	The Cancel Certification Screen will: • be redisplayed and a message will be displayed indicating the selected FSA-658's were canceled successfully • no longer display FSA-658's that were canceled.

E Automatic Cancellations

PRS will automatically cancel FSA-658's if any of the following are changed:

- crop is added or deleted from FSA-578
- acreage is modified on FSA-578
- farm is reconstituted or deleted
- operator is inactivated in SCIMS
- operator's SCIMS record is purged
- legacy link is removed from the operator's SCIMS record
- ACRE contact is canceled.

351 (Reserved)

*--Section 3.5 Rollover

352 PRS Rollover Process

A Overview

Annually, PRS automatically completes a rollover process to carry over all production and acreage data entered for a farm to the subsequent program year. All production and acreage data previously entered for a farm in PRS will be rolled over during this process, including data that was entered in PRS but not approved.

After rollover, users will have the capability to:

- enter production data for a farm for the subsequent program year
- generate FSA-658's for the subsequent program year
- edit prior year production data for a farm, if needed.

B Rollover of PRS Program Year 2009 Data

The 2009 program year rollover process will:

- run on or about May 1, 2011

  Note: All production data entered in PRS will be rolled over for program year 2010.

- include a rollover of 2005 through 2009 production data entered for a farm

- **not** include a process to rollover data for farms that had reconstitutions completed and effective for the 2010 program year.

County Offices must re-enter production data for farms that had:

- production data entered in PRS for program year 2009
- a reconstitution effective for program year 2010.

Note: An ACRE Production Worksheet has been developed to provide an automatic process to attribute production to farms or tracts resulting from a reconstitution. Instructions for accessing and using the ACRE Production Worksheet will be provided in a future amendment. County Offices shall **not** enter any production data in PRS for any farm that had a reconstitution effective for program year 2010 until procedure for calculating and distributing production to the resulting farms or tracts is released.**--***

352 PRS Rollover Process (Continued)

C Editing Prior Year Production Data

If, after rollover, production data for a prior year must be modified, modifications to the data *--must be made for the farm in PRS in the earliest program year.--*

Example: Farm 100 had production data loaded in PRS for program year 2009. Production data for each of the years 2009, 2008, 2007, 2006, 2005, and 2004 was loaded. The County Office discovered an error in the production quantity entered for production year 2008. The County Office must access the farm in program year 2009, select production year 2008, and make the appropriate change.

***--Note:** PRS will automatically apply changes to subsequent program years.--*

* * *

353 (Reserved)

354 Reports

A Overview

The following 2 reporting options are available through PRS:

- reports for ACRE farms
- reports for non-ACRE farms.

Both options can be accessed by clicking “PRS Reports” on the PRS Main Menu. After selecting either ACRE reports or PRS reports, the applicable report screen will be displayed.

Note: The reports available under either the PRS or ACRE report options are identical. However, the ACRE reports will only include ACRE farms.

B Reports Screen

The following is an example of the reports screen for ACRE.

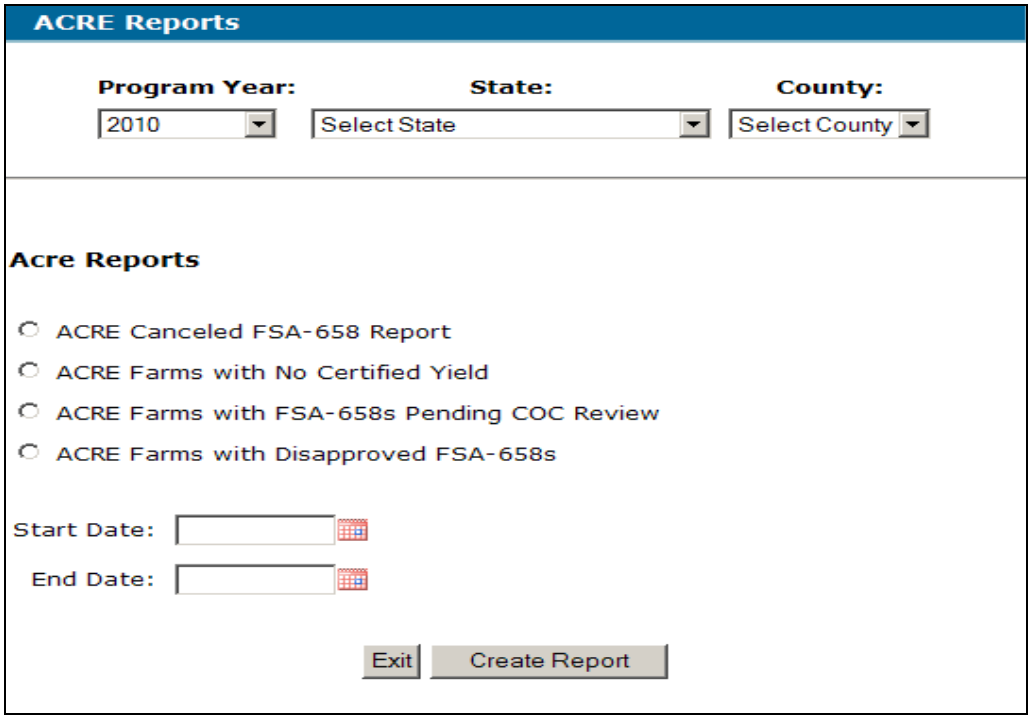

--*

***--354 Reports (Continued)**

C Descriptions of Reports

The following provides the report, action required, and data elements on the report. Only 1 report can be created at a time.

Report	Action	Result
Program Year	Manual selection.	Select the program year for which reports will be run.
State	Manual selection.	Select the State for which reports will be run.
County	Manual selection.	Select the county for which reports will be run.
____ Canceled FSA-658 Report	Manual selection.	Report will be displayed identifying farms for which FSA-658 has been cancelled. Report will list FSA-658 by crop and practice.
____ Farms with No Certified Yield	Manual selection.	Report will be displayed identifying farms for which production was entered but no FSA-658 has been certified.
____ Farms with FSA-658s Pending COC Review	Manual selection.	Report will be displayed identifying farms with FSA-658's pending review.
____ Farms with Disapproved FSA-658s	Manual selection.	Report will be displayed identifying farms with disapproved FSA-658's.
Start Date	Manual entry.	Provide a start date to limit data displayed on any of the reports. Start date is **not** required.
End Date	Manual entry.	Provide an end date to limit date displayed on any of the reports. End date is **not** required.
Exit	Returns the user to the PRS Main Menu without displaying a report.	
Create Report	The selected report will be displayed.	

--*

355-357 (Reserved)

*--Section 5 Bulk Approval

358 Bulk Approval

A Overview

The bulk approval process provides users the ability to approve or disapprove multiple FSA-658's in a selected program year, State, and county. FSA-658's approved during this process must have the same COC approval/disapproval date.

To access the bulk approval process, click the "Approve Certifications" link on the PRS Left Navigation Menu. The Approve/Disapprove Certifications Screen will be displayed.

B Approve/Disapprove Certifications Screen

The following is an example of the Approve/Disapprove Certifications Screen.

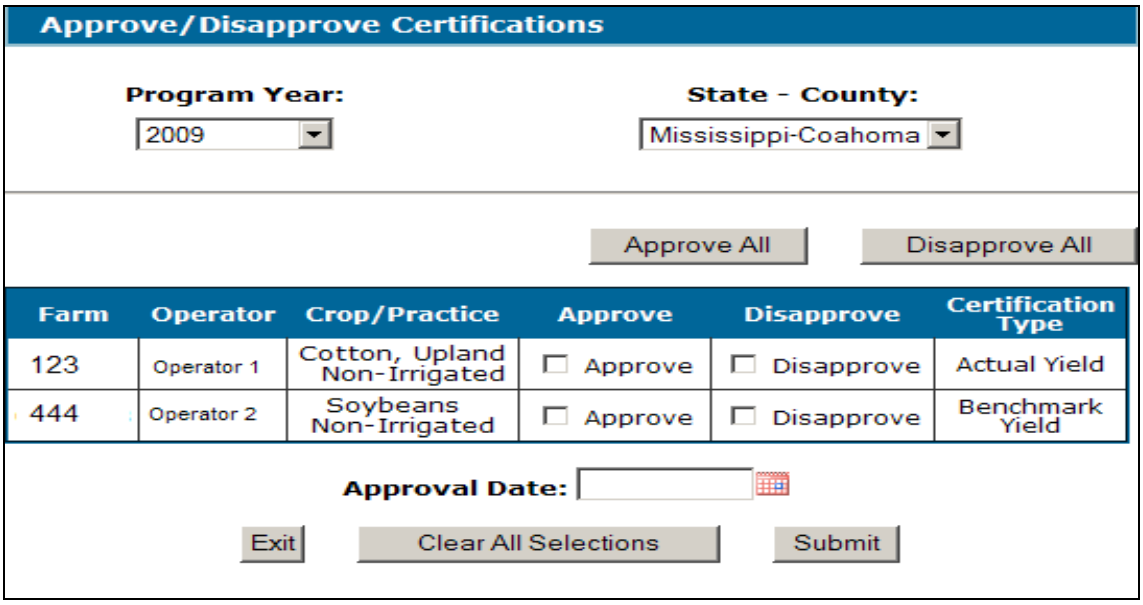

--*

***--358 Bulk Approval (Continued)**

C Fields, Descriptions, and Actions

The following provides the fields, descriptions, and actions for the Approve/Disapprove Certifications Screen.

Field/Button	Description	Action
Program Year	Manual selection.	Allows users to select the program year for bulk approval/disapproval.
State - County	Manual selection.	Allows user to select State and county for bulk approval/disapproval.
Approve All		A check (✓) will be displayed in the Approve column for all farms and crops displayed.
Disapprove All		A check (✓) will be displayed in the Disapprove column for all farms and crops displayed.
Farm	All farms for the selected year, State, and county with FSA-658's pending COC approval will be displayed.	
Operator	The operator for each farm will be displayed.	
Crop/Practice	The crop and practice for the pending FSA-658 will be displayed.	
Approve/Disapprove	Manual selection. Allows users to approve or disapprove each FSA-658 for a farm.	A check (✓) will be displayed in the Approve or Disapprove column for the selected farm and crop.
Certification Type	FSA-658 type (Benchmark Yield/Actual Yield).	

--*

***--358 Bulk Approval (Continued)**

C Fields, Descriptions, and Actions (Continued)

Field/Button	Description	Action
Approval Date	Manual entry.	Users shall enter date COC approved or disapproved FSA-658 for the selected farm(s) and crop(s). User shall enter the date in any of the following formats: • mmddyyy • mmddyy • mm/dd/yyyy • mm/dd/yy. **Note:** User can also select date through the calendar.
Exit		PRS Main Menu will be displayed.
Clear All Selections		Refreshes the page with all the Approve and Disapprove check boxes cleared.
Submit	Either approves or disapproves FSA-658's for the selected farm(s) and crop(s).	Page will refresh and a message will be displayed indicating FSA-658's were successfully approved. When the page is refreshed it should display only the farms that have FSA-658's still pending.

D Criteria for Being Included in Bulk Approval Process

FSA-658's must be certified by the farm operator to be included in the bulk approval process.**--***

359-361 (Reserved)

--

362 Nationwide Customer Service

A Overview

PRS automatically allows for nationwide customer service. Users will have the ability to access and load production data and generate FSA-658 for any farm nationwide.

B Accessing Nationwide Customer Service

Nationwide customer service can be accessed by clicking “Nationwide Customer Service” on the PRS Left Navigation Menu. The Nationwide Customer Service Menu will be displayed.

Note: To exit the nationwide customer service, CLICK “Exit Nationwide Customer Service” on the PRS Left Navigation Menu.

C Nationwide Customer Service Menu

The following is an example of the Nationwide Customer Service Menu.

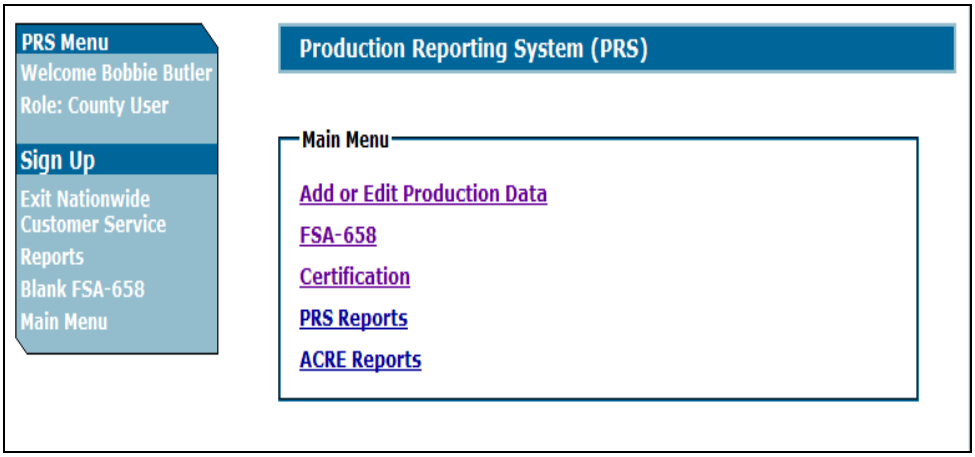

--*

***--362 Nationwide Customer Service (Continued)**

D Functions Available through Nationwide Customer Service Option

The following functions are available through Nationwide Customer Service:

- Add or Edit Production Data, see paragraphs 332 through 340
- FSA-658 process, see paragraphs 344 through 336
- Certification, see paragraph 348
- PRS Reports, see paragraph 354
- ACRE Reports, see paragraph 354.

The functionality for all options and screens is the same through Nationwide Customer Service. However, users do **not** have the option to cancel or approve FSA-658's through the Nationwide Customer Service option.

E Action

Users that process FSA-658's through the Nationwide Customer Service must:

- immediately FAX a copy of the certified FSA-658 to the home county
- mail the original signed FSA-658 to the home county
- maintain a copy of the signed FSA-658.**--***

363-365 (Reserved)

*--Section 7 State Office Access

366 State Office Access to ACRE PRS

A Requesting Access

If State Office administrative access has not already been requested for users in a State Office, requests shall be made according to the following:

- provide the National Office with all State employees who are to have access, and include the following:

  - State name
  - employee's legal first and last name
  - employee's USDA eAuthentication user ID

- FAX information to 202-720-0051, Attn: Neeru Gulati

  Note: Include on FAX that the request is for PRS State Office administrative access.

- contact PECD, Common Provisions Branch at 202-720-3464 with any questions or concerns.

Note: Additional employees can be added at any time by requesting access according to this subparagraph.

B Access Authority

State Office administrative users have the ability to:

- complete add/edit production data

- generate FSA-658's for any farm within their assigned State

- enter operator certification and COC approval dates for any farm within their assigned State

- print reports

- access Nationwide Customer Service.--*

367-370 (Reserved)

--

Part 8 ACRE Crop Insurance Premiums

Section 1 Software Access

371 Accessing Software

A Basic Information

CCC-538 software is intuitive web-based software with a centralized database.

CCC-538's will be updated by county FSA employees with level II eAuthentication access and State Office administrative users. See paragraph 417 for information on requesting State Office administrative access.

--**Exhibit 32 provides a guide for troubleshooting insurance problems. Use this guide before submitting problems to the State or National Office.**--

B Definitions

In this part:

- user means county FSA employees with level II eAuthentication access and State Office administrative users, **except** where specifically noted

- home county means the same as administrative county in the web-based environment.

***--371 Accessing Software (Continued)**

C Accessing ACRE Crop Insurance Premiums

Access the Home Page from the FSA Applications Intranet website at **http://fsaintranet.sc.egov.usda.gov/fsa/FSAIntranet_applications.html**. Users shall click on the link, "DCP-ACRE Applications", under the "Production Adjustment and Disaster Programs" column. The FSA-ACRE Applications Screen will be displayed. Users shall click on the link, "ACRE Insurance".

Note: Internet Explorer shall be used when accessing the Home Page.

D Login Screen

After users click "ACRE Insurance", users will be prompted with the following Login Screen. CLICK "Insurance Login" to continue.

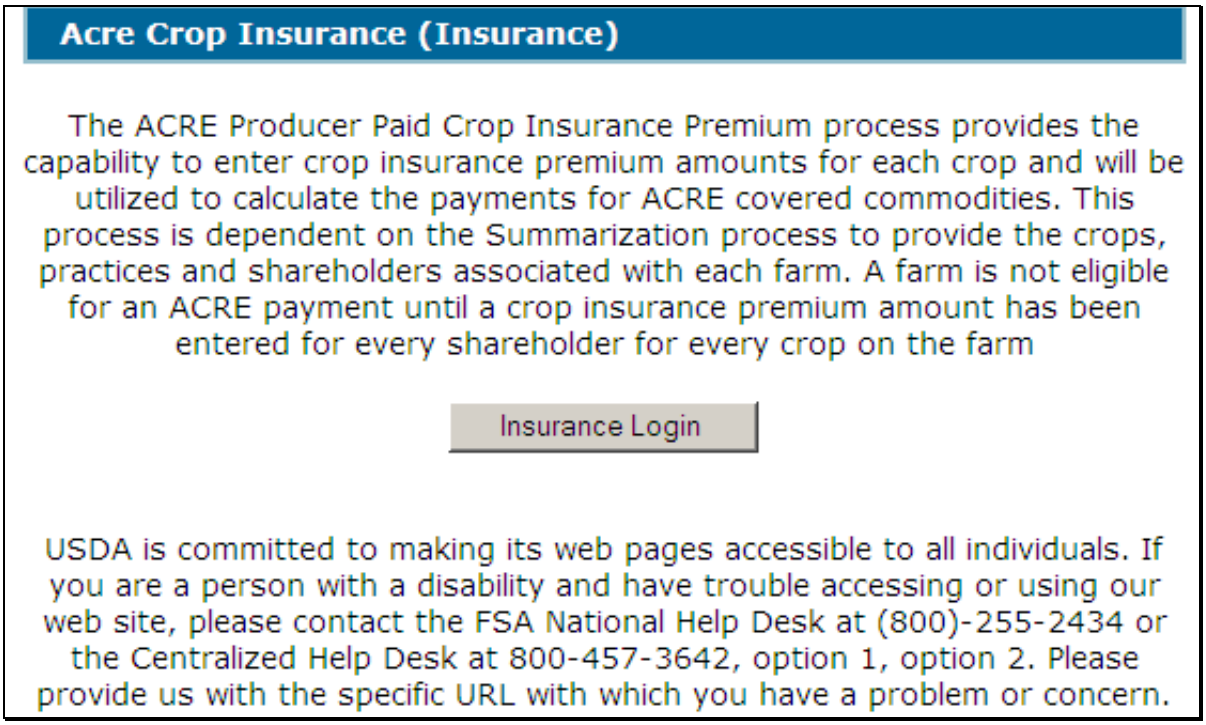

--*

*--371 Accessing Software (Continued)

E USDA eAuthentication Warning Screen

After users click “Insurance Login”, the following USDA eAuthentication Warning Screen will be displayed. Click “**I Agree**” to proceed or “**Cancel**” to end the process.

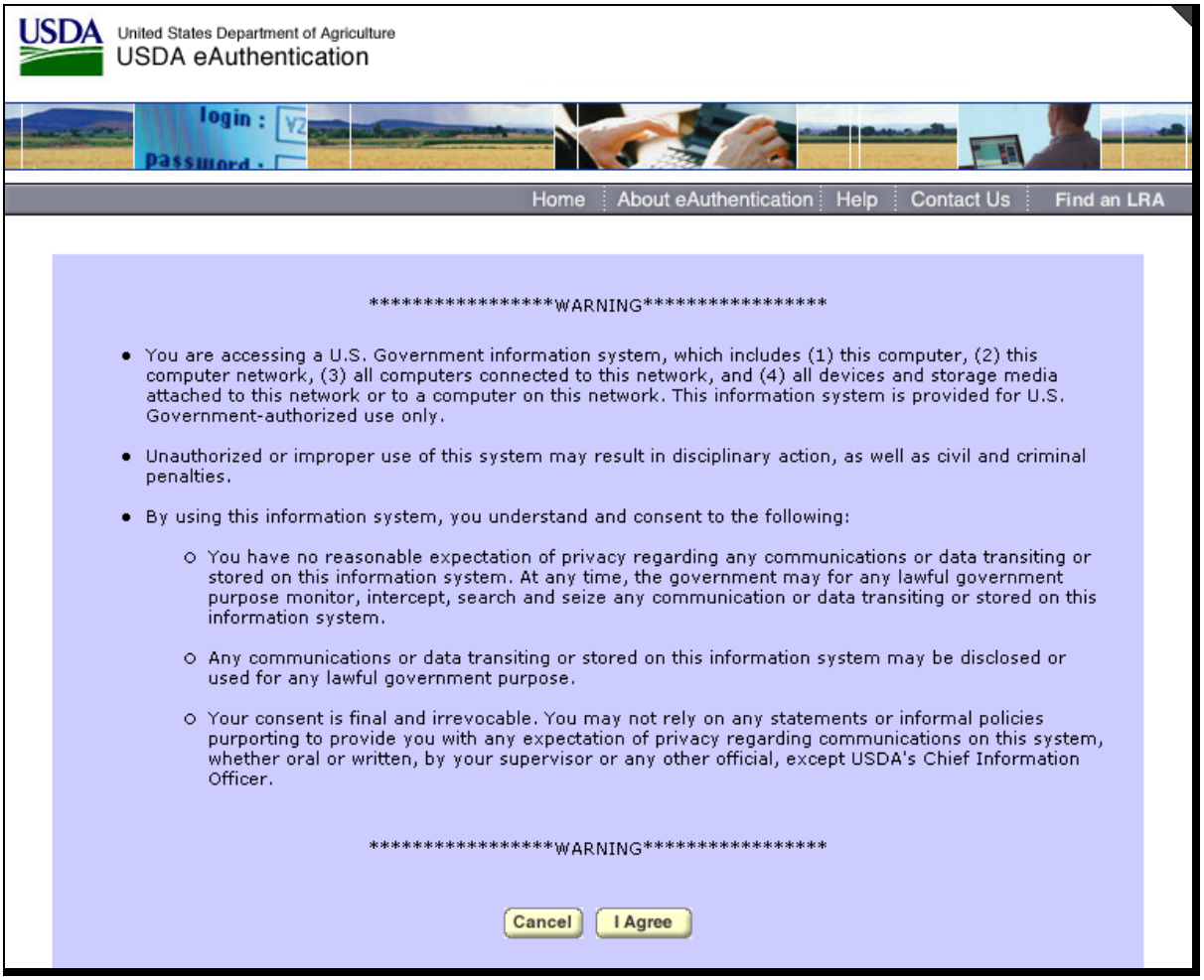

--*

*--371 Accessing Software (Continued)

F eAuthentication Login Screen

On the eAuthentication Login Screen, users must:

- enter user ID
- enter password
- CLICK "**Login**".

The Insurance – Main Menu will be displayed.

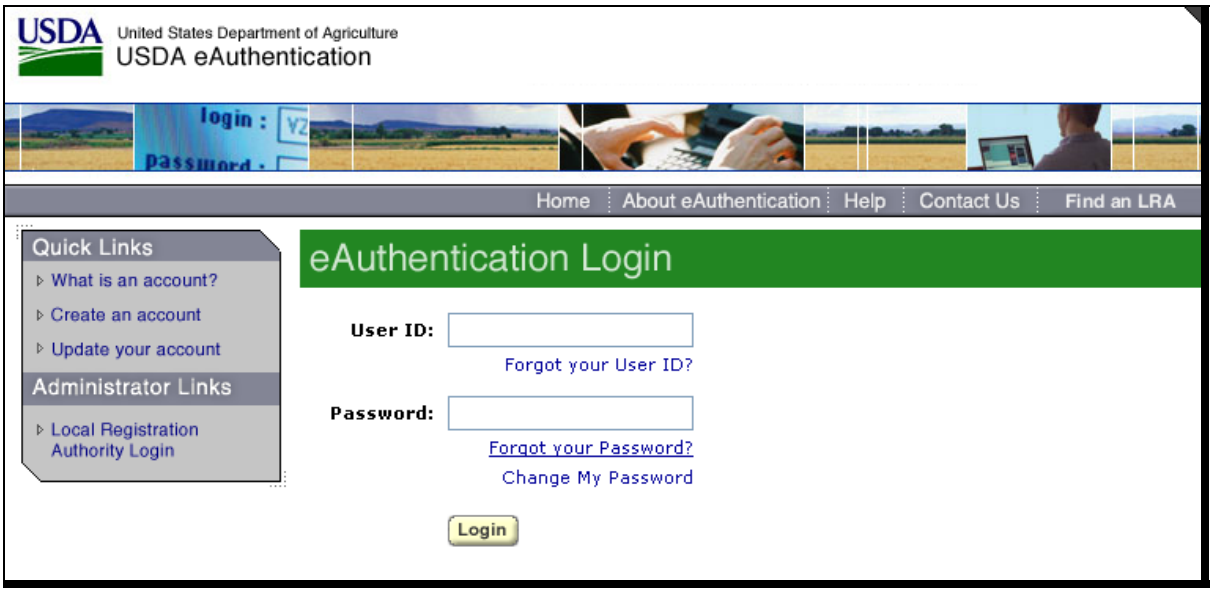

--*

*--372 Insurance – Main Menu

A Overview

After the user has logged in and been authenticated, the Insurance – Main Menu will be displayed. The Insurance – Main Menu allows the user to do any of the following:

- add CCC-538's
- edit CCC-538's
- cancel CCC-538's
- print CCC-538's
- view/print reports.

B Example of the Insurance – Main Menu

Following is an example of the Insurance – Main Menu.

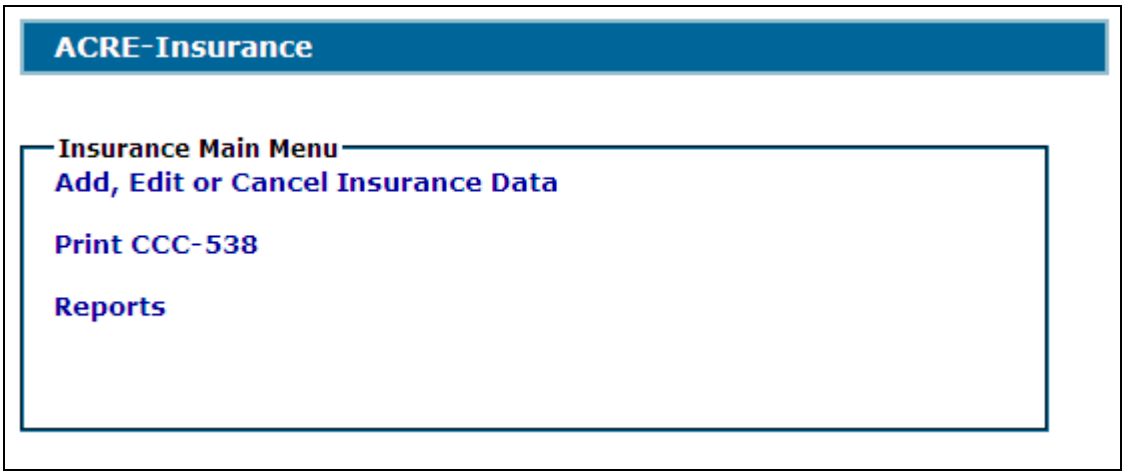

C Action

Following is an explanation of the options available on the Insurance – Main Menu.

Option	Result
Add, Edit, or Cancel Insurance Data	The State and County Selection Screen will be displayed.
Print CCC-538	
Reports	Insurance Reports Screen will be displayed. See paragraph 404 for additional information on reports.

--*

373-378 (Reserved)

379 State and County Selection Screen

A Overview

If users click "**Add, Edit, or Cancel Insurance Data**" on the Insurance – Main Menu, the State and County Selection Screen will be displayed. Users must select a State, county, and year to process CCC-538's in their home counties. Users will also have the option of selecting "Nationwide Customer Service" from the left navigation menu on the Insurance – Main Menu. This provides the ability to take CCC-538's for a farm from any Service Center nationwide (see paragraph 413 for more information on Nationwide Customer Service access).

B Example State and County Selection Screen

Following is an example of the State and County Selection Screen.

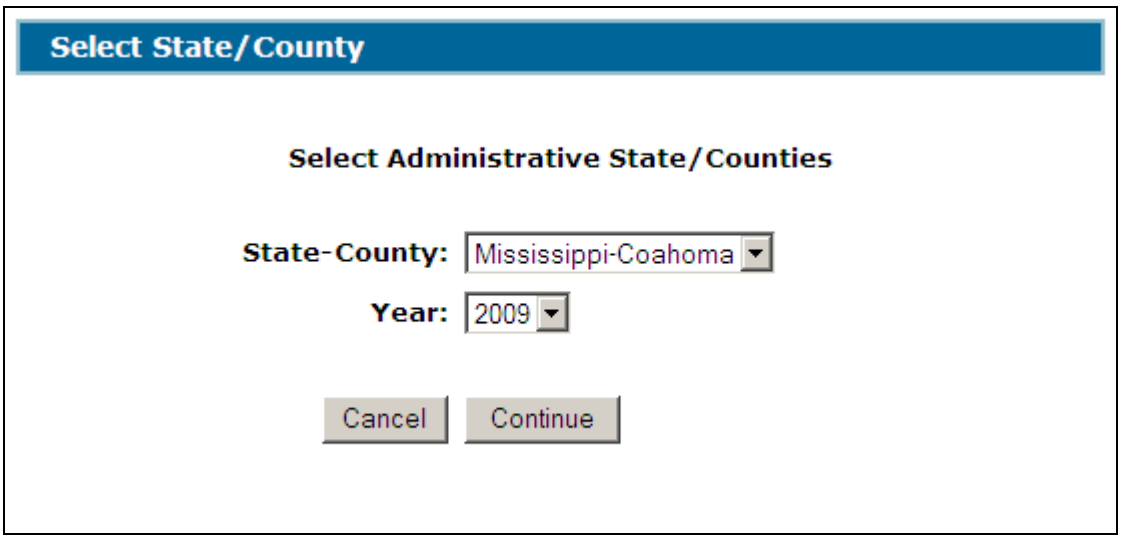

C Action

User shall use the drop-down menus to select the applicable:

- State/county
- year.

CLICK "**Continue**" to display the Search by Producer or Farm Screen. See paragraph 380.--*

*--380 Search by Producer or Farm Screen

A Overview

After users have clicked “Continue”, the Search by Producer or Farm Screen will be displayed. The Search by Producer or Farm Screen allows users to access a farm by producer or by the specific farm number.

B Example Search by Producer or Farm Screen

Following is an example of the Search by Producer or Farm Screen.

--*

***--380 Search by Producer or Farm Screen (Continued)**

C Action

To access CCC-538 by producer:

- CLICK the “Producer” radio button
- CLICK “Search”.

The SCIMS Customer Search Screen will be displayed. See paragraph 381.

To access CCC-538 by a specific farm number:

- CLICK the “Farm Number” radio button
- enter the application farm number
- CLICK “Search”.

If the farm has more than 1 producer with a share on FSA-578, the Select Producer Screen will be displayed. See paragraph 383.

If the farm has only 1 producer with a share on FSA-578, the Crop Insurance Premium Screen will be displayed. See paragraph 384.**--***

*--381 SCIMS Customer Search Screen

A Overview

If the user selected to access CCC-538 by specific producer, the SCIMS Customer Search Screen will be displayed. The SCIMS Customer Search Screen provides users with a method of searching SCIMS to find the applicable producer. A producer can be selected by type, name, tax ID, or other. See 1-CM for additional information on SCIMS.

B Example of SCIMS Customer Search Screen

Following is an example of the SCIMS Customer Search Screen.

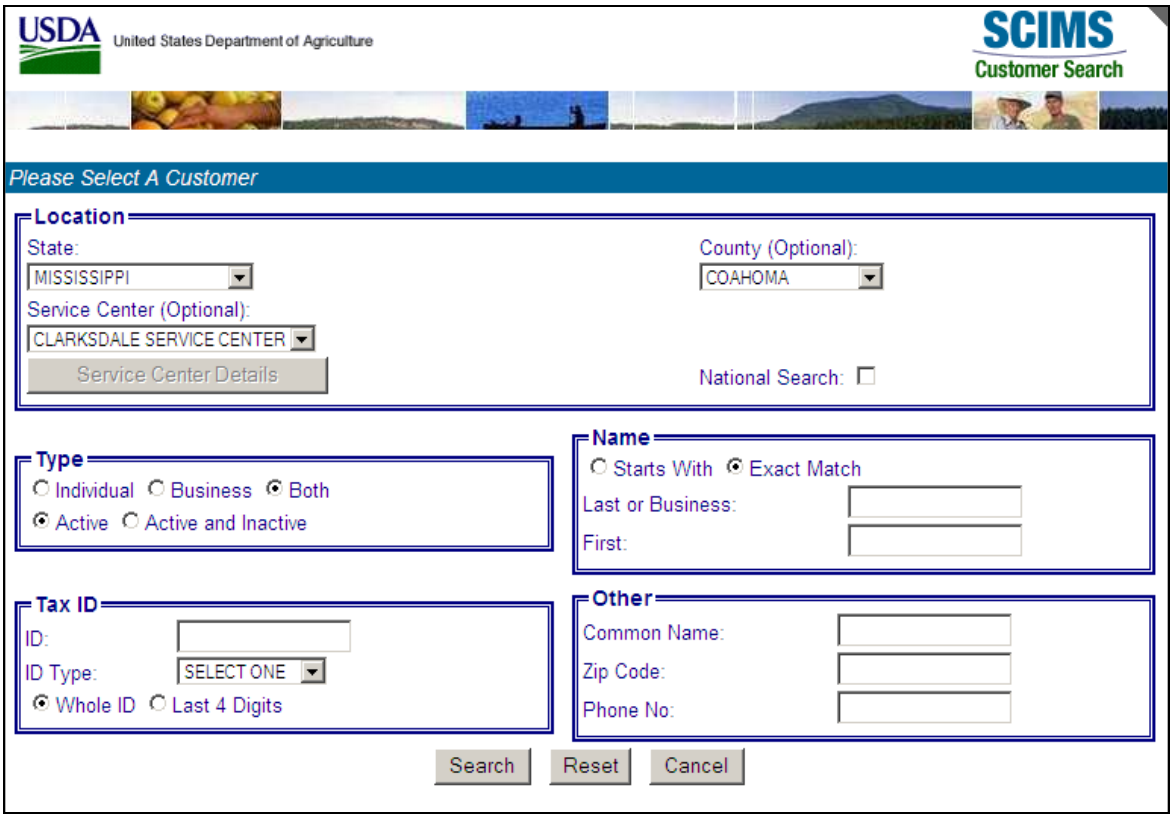

User must select the customer based on search results by clicking the applicable producer.

If the selected producer is associated with more than 1 farm, the Insurance – Select Farm Screen will be displayed. See paragraph 382.

If the selected producer is associated with only 1 farm and the farm has:

- more than 1 producer with a share on FSA-578, the Select Producer Screen will be displayed (see paragraph 383)

- only 1 producer with a share on FSA-578, the Crop Insurance Premium Screen will be displayed (see paragraph 384).--*

*--382 Insurance – Select Farm Screen

A Overview

The Insurance – Select Farm Screen will:

- only be displayed if the selected producer is associated with more than 1 farm
- be displayed with the farm number for each farm associated with the selected producer.

B Insurance – Select Farm Screen

Following is an example of the Insurance – Select Farm Screen.

C Options

Following is an explanation of the options available on this screen.

Option	Result
New Search	The Search by Producer or Farm Screen will be displayed. See paragraph 380.
Cancel	The Insurance – Main Menu will be displayed. See paragraph 372.
Continue	Click "Continue" after selecting the applicable farm. Only 1 farm can be selected at a time. If the selected farm has: • more than 1 producer with a share on FSA-578, the Select Producer Screen will be displayed (see paragraph 383) • only 1 producer with a share on FSA-578, the Crop Insurance Premium Screen will be displayed (see paragraph 384).

--*

*--383 Select Producer Screen

A Overview

The Select Producer Screen will:

- only be displayed if the selected farm has more than 1 producer with a share on FSA-578
- be displayed with each producer's name and provide the ability to:
  - add crop insurance data
  - edit existing crop insurance data.

B Example Select Producer Screen

Following is an example of the Select Producer Screen.

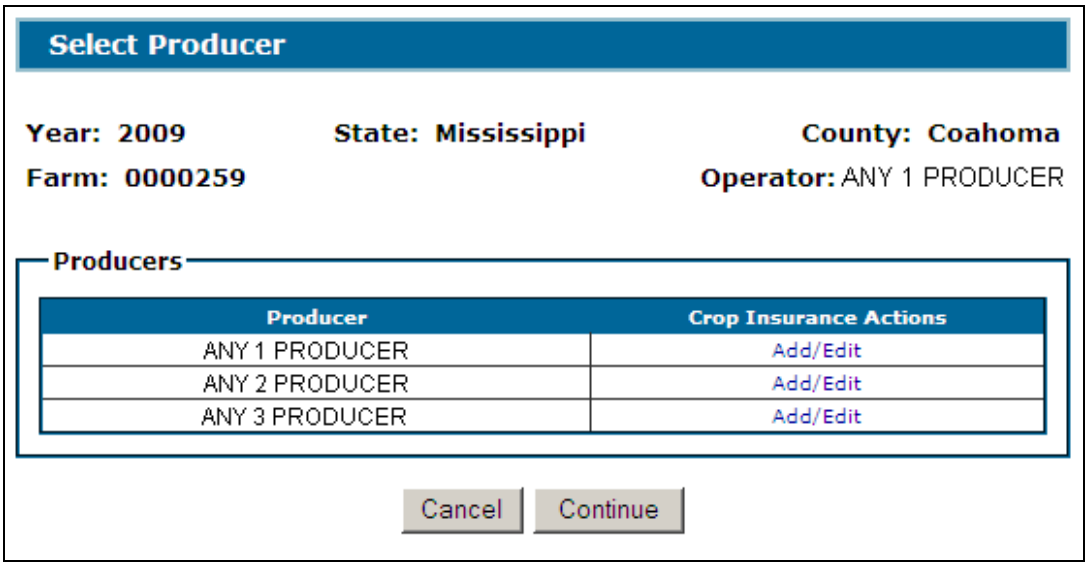

C Actions

Following is an explanation of the options available on this screen.

Option	Result
Add/Edit	Click "Add/Edit" to: • add crop insurance premium data • edit existing crop insurance premium data. The Crop Insurance Premium Screen will be displayed. See paragraph 384.
Cancel	The Insurance – Main Menu will be displayed. See paragraph 372.
Continue	Click "Continue" after crop insurance data has been entered for all producers. The Crop Insurance Summary Screen will be displayed. See paragraph 385.

--*

*--384 Crop Insurance Premium Screen

A Overview

The Crop Insurance Premium Screen provides the ability to add/edit crop insurance premium data for the selected farm and producer.

B Example Crop Insurance Premium Screen

Following is an example of the Crop Insurance Premium Screen.

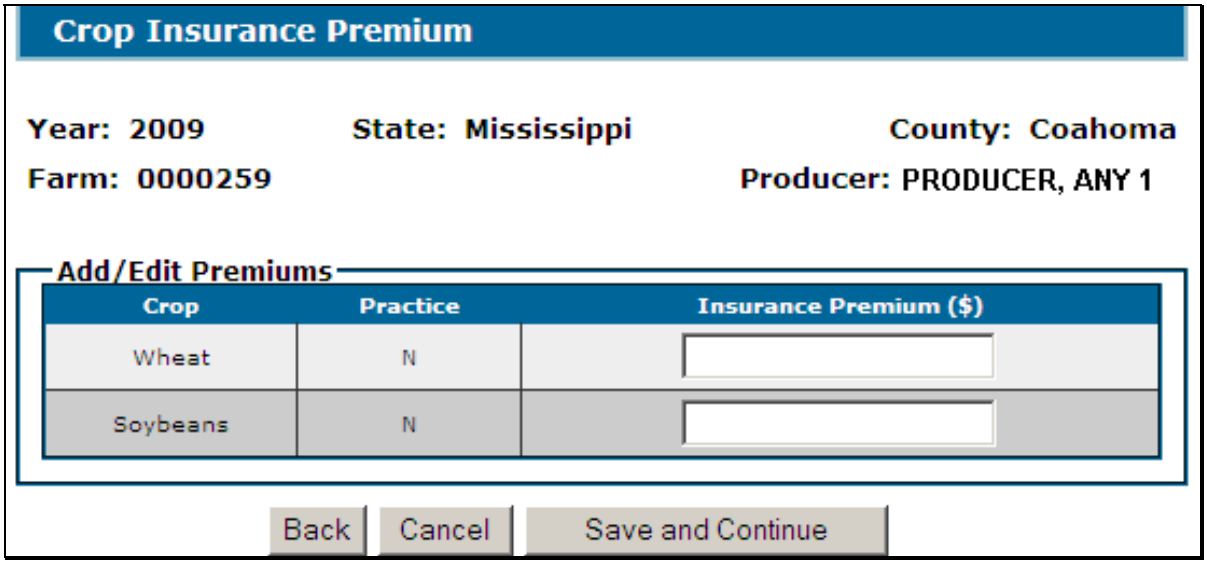

--*

384 Crop Insurance Premium Screen (Continued)

C Field Descriptions and Actions

The following table provides field descriptions and actions for the Crop Insurance Premium Screen.

Field/ Button	Description		Action
Year	Calendar year selected on the State and County Selection Screen will be displayed.		
State	State selected on the State and County Selection Screen will be displayed.		
County	County selected on the State and County Selection Screen will be displayed.		
Farm	Farm selected on the Search by Producer or Farm Screen will be displayed.		
Producer	Producer selected on the Select Producer Screen will be displayed.		
Crop	Crops reported on FSA-578. **Note:** Modifications to FSA-578 data may take up to 48 hours to display.		
Practice	Practices reported on FSA-578. **Note:** Modifications to FSA-578 data may take up to 48 hours to display.		
Insurance Premium	Manual entry.		Enter the crop insurance amount per acre for each crop. Refer to 1-DCP (Rev. 3), paragraph 188 for additional information. ***--**Insurance premiums for all crops will be defaulted to "0.00" (zero).**--*** **Note:** All crops for which the producer has a share on FSA-578 will be displayed; however, only crops that were designated on CCC-528 are required.
Back	**IF…**	**THEN…**	
	multiple producers are attached to the selected farm	the Select Producer Screen will be displayed. See paragraph 383.	
	only 1 producer is attached to the selected farm	the Search by Producer or Farm Screen will be displayed. See paragraph 380.	
Cancel	Search by Producer or Farm Screen will be displayed.		
Save and Continue	**IF…**	**THEN…**	
	multiple producers are attached to the selected farm	the Select Producer Screen will be displayed. See paragraph 383.	
	only 1 producer is attached to the selected farm	the Crop Insurance Summary Screen will be displayed. See paragraph 385.	

*--385 Crop Insurance Summary Screen

A Overview

The Crop Insurance Summary Screen provides the ability to:

- edit previously entered crop insurance premium data
- enter producer signature dates
- enter County Office signature date
- cancel the crop insurance premium for the farm.**--***

*--385 Crop Insurance Summary Screen (Continued)

B Example Crop Insurance Summary Screen

Following is an example of the Crop Insurance Summary Screen.

ACRE CROP INSURANCE Summary

Year: 2009 **State: Mississippi** **County: Coahoma**
Farm: 0000259

Crop Insurance Premium

Producer: PRODUCER, ANY 1

Crop	Practice	Insurance Premium ($)
Wheat	N	$0.00
Soybeans	N	$12.00

Edit Premiums

Crop Insurance Premium

Producer: PRODUCER, ANY 2

Crop	Practice	Insurance Premium ($)
Wheat	N	$10.00
Soybeans	N	$0.00

Edit Premiums

Crop Insurance Premium

Producer: PRODUCER, ANY 3

Crop	Practice	Insurance Premium ($)
Soybeans	N	$8.00
Wheat	N	$0.00

Edit Premiums

Producer Signatures:

Producer	Signature Method	Signature Date:
PRODUCER, ANY 1	FAX	
PRODUCER, ANY 2	FAX	
PRODUCER, ANY 3	FAX	

COF Approval:

COF Signature Date:

Cancellation:

Do you want to cancel these Crop Insurance Premiums?

☐ Yes Reason: Acreage Report Modification

Back Exit Save & Submit

--*

385 Crop Insurance Summary Screen (Continued)

C Field Descriptions/Actions

The following table provides field descriptions and actions for the Crop Insurance Summary Screen.

Field/Button	Description	Action
Year	Year selected on the State and County Selection Screen will be displayed.	
State	State selected on the State and County Selection Screen will be displayed.	
County	County selected on the State and County Selection Screen will be displayed.	
Farm	Farm selected on the Search by Producer or Farm Screen will be displayed.	
Producer	Producer selected on the Select Producer Screen will be displayed.	
Crop Insurance Premium		
Crop	Crops reported on FSA-578. **Note:** Modifications to FSA-578 data may take up to 48 hours to display.	
Practice	Practices reported on FSA-578. **Note:** Modifications to FSA-578 data may take up to 48 hours to display.	
Premium	Crop insurance premium per acre amount entered on Crop Insurance Premium Screen.	
Edit Premiums	Crop Insurance Premium Screen will be displayed.	

--*

385 Crop Insurance Summary Screen (Continued)

C Field Descriptions/Actions (Continued)

Field/Button	Description	Action
Signatures		
Type of Signature	Manual selection. The type of signature provided by the producer. Eligible signature types are: • paper • FAX •*--"Obtained From CIMS" • "Premium Not Required".	Signature types shall only be updated after either of the following occurs: • producer signs and dates CCC-538 • FAX with the producer's signature and date has been received in the County Office. **Note:** If user selects "Obtained from CIMS" or "Premium Not Required" as the type of signature, a date of signature is **not** required.
Date of Signature	Manual entry of the date the producer signed or FAXed CCC-538.	Enter the date the producer signed CCC-538 or the date CCC-538 was received by FAX in mmddyyyy, mmddyy, mm/dd/yyyy, or mm/dd/yy format. **Notes:** Date cannot be entered until ACRE designation is approved. See Part 9 for additional information. If user selects "Obtained from CIMS" or "Premium Not Required" as the type of signature, a date of signature is **not** required.--*
COF Signature Date	Manual entry of the date the County Office signed CCC-538.	Enter the date the County Office signed CCC-538 in mmddyyyy, mmddyy, mm/dd/yyyy, or mm/dd/yy format. **Note:** Date cannot be entered until ACRE designation is approved. See Part 9 for additional information.

*--385 Crop Insurance Summary Screen (Continued)

C Field Descriptions/Actions (Continued)

Field/Button	Description		Action
Cancellations			
Do you want to cancel these Crop Insurance Premiums?	Manual selection.		Select the "Yes" checkbox to cancel CCC-538.
Reason	Manual selection.		Select the reason that CCC-538 is being cancelled.
Back	**IF…**	**THEN…**	
	multiple producers are attached to the selected farm	the Select Producer Screen will be displayed. See paragraph 383.	
	only 1 producer is attached to the selected farm	the Crop Insurance Premium Screen will be displayed. See paragraph 384.	
Exit	The Search by Producer or Farm Screen will be displayed. See paragraph 380.		
Save & Submit	CCC-538 will be submitted and the Confirmation Screen will be displayed. See paragraph 386.		

D Automatic Cancellations

CCC-538 software reads:

- FSA-578
- Farm records
- SCIMS
- ACRE contract
- ACRE designation.

CCC-538's will automatically be cancelled if any of the following are changed:

- crop is added or deleted from FSA-578
- farm is reconstituted or deleted
- SCIMS record is merged
- producer is inactivated in SCIMS
- legacy link is removed from producer's SCIMS record
- ACRE contract is cancelled
- ACRE designation is cancelled.**--***

*--386 Confirmation Screen

A Overview

The Confirmation Screen provides users the ability to view and/or print CCC-538.

B Example Confirmation Screen

Following is an example of the Confirmation Screen.

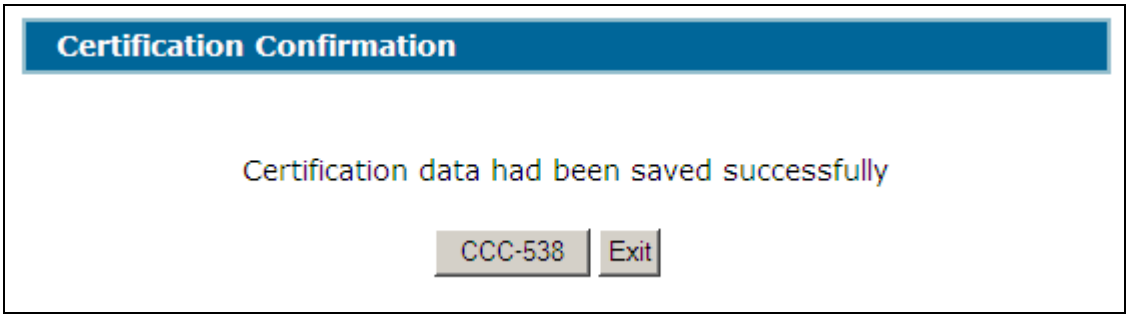

C Actions

To view and/or print CCC-538, CLICK "**CCC-538**". CCC-538 will be displayed in a separate window. CCC-538 will contain only data that has been entered into the system as of the date it is being printed.**--***

387-393 (Reserved)

*--Section 3 Printing CCC-538

394 State and County Selection Screen

A Overview

If users click "**Print CCC-538**" on the Insurance – Main Menu, the State and County Selection Screen will be displayed. Users must select a State, county, and year to print CCC-538's.

B Example State and County Selection Screen

Following is an example of the State and County Selection Screen.

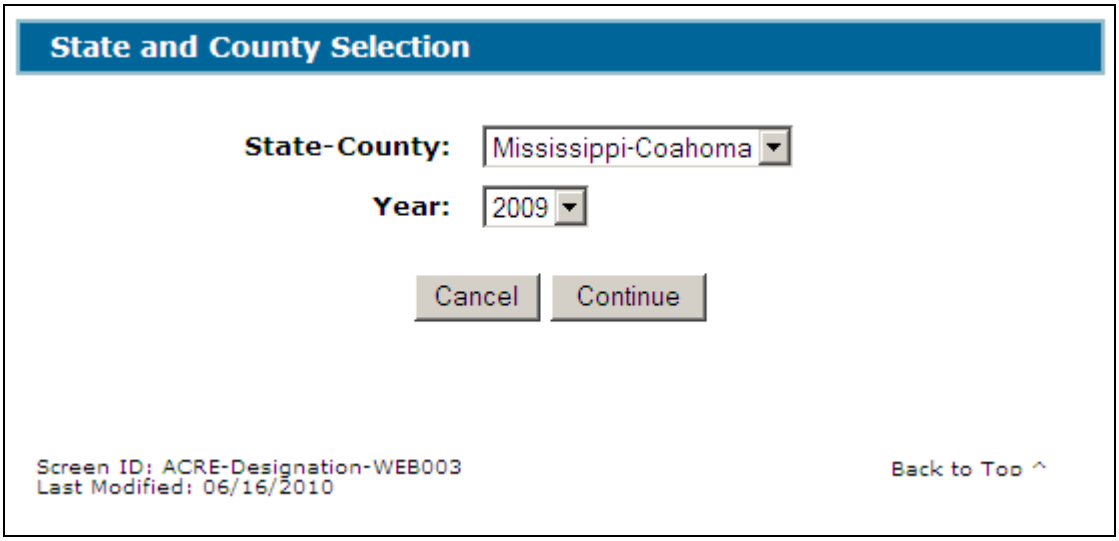

C Action

User shall use the drop-down menus to select the applicable:

- State/county
- year.

CLICK "**Continue**", the Search by Producer or Farm Screen will be displayed. See paragraph 395.**--***

*--395 Search by Producer or Farm Screen

A Overview

After users have clicked “Continue”, the Search by Producer or Farm Screen will be displayed. The Search by Producer or Farm Screen allows users to print a CCC-538 for a farm by producer or by the specific farm number.

B Example Search by Producer or Farm Screen

Following is an example of the Search by Producer or Farm Screen.

--*

***--395 Search by Producer or Farm Screen (Continued)**

C Action

To print CCC-538 by producer:

- CLICK the “Producer” radio button
- CLICK “Search”.

The SCIMS Customer Search Screen will be displayed. See paragraph 396.

To print CCC-538 by a specific farm number:

- CLICK the “Farm Number” radio button
- enter the application farm number
- CLICK “Search”.

CCC-538 will be displayed in a separate window.**--***

*--396 SCIMS Customer Search Screen

A Overview

If the user selected to print CCC-538 by specific producer, the SCIMS Customer Search Screen will be displayed. The SCIMS Customer Search Screen provides users with a method of searching SCIMS to find the applicable producer. A producer can be selected by type, name, tax ID, or other. See 1-CM for additional information on SCIMS.

B Example of SCIMS Customer Search Screen

Following is an example of the SCIMS Customer Search Screen.

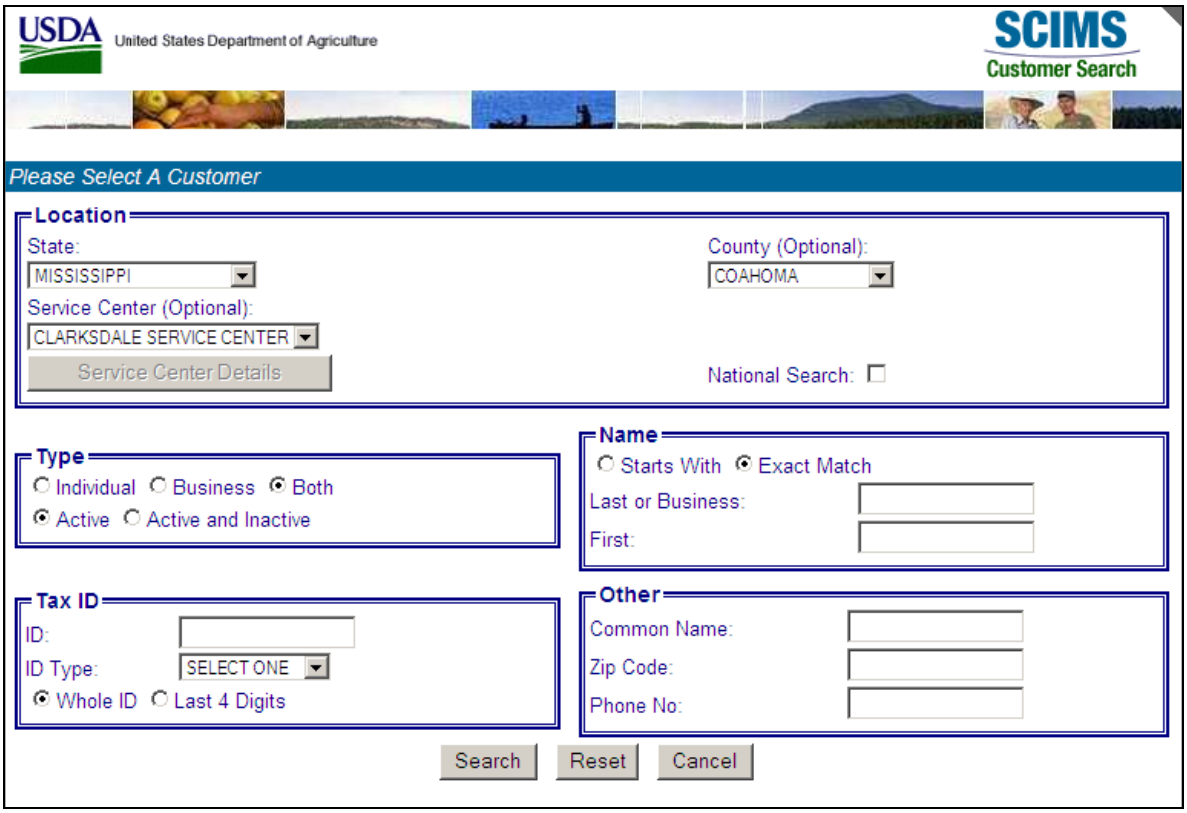

User must select the customer based on search results by clicking the applicable producer.

If the selected producer is associated with:

- more than 1 farm, the Insurance – Select Farm Screen will be displayed (see paragraph 397
- only 1 farm, CCC-538 will be displayed in a separate window.--*

*--397 Insurance – Select Farm Screen

A Overview

The Insurance – Select Farm Screen will:

- only be displayed if the selected producer is associated with more than 1 farm
- be displayed with the farm number for each farm associated with the selected producer.

B Example of Insurance – Select Farm Screen

Following is an example of the Insurance – Select Farm Screen.

C Options

Following is an explanation of the options available on this screen.

Option	Result
New Search	The Search by Producer or Farm Screen will be displayed. See paragraph 395.
Cancel	The Insurance – Main Menu will be displayed. See paragraph 372.
Continue	Click "Continue" after selecting the applicable farm. Only 1 farm can be selected at a time. CCC-538 will be displayed in a separate window.

--*

398-403 (Reserved)

*--404 Insurance Reports

A Overview

Several standard reports are being provided for County Offices to use as tools within the Crop Insurance System. To access reports, CLICK "**Reports**" from the Insurance – Main Menu.

B Example Insurance Reports Screen

Following is an example of the Insurance Reports Screen.

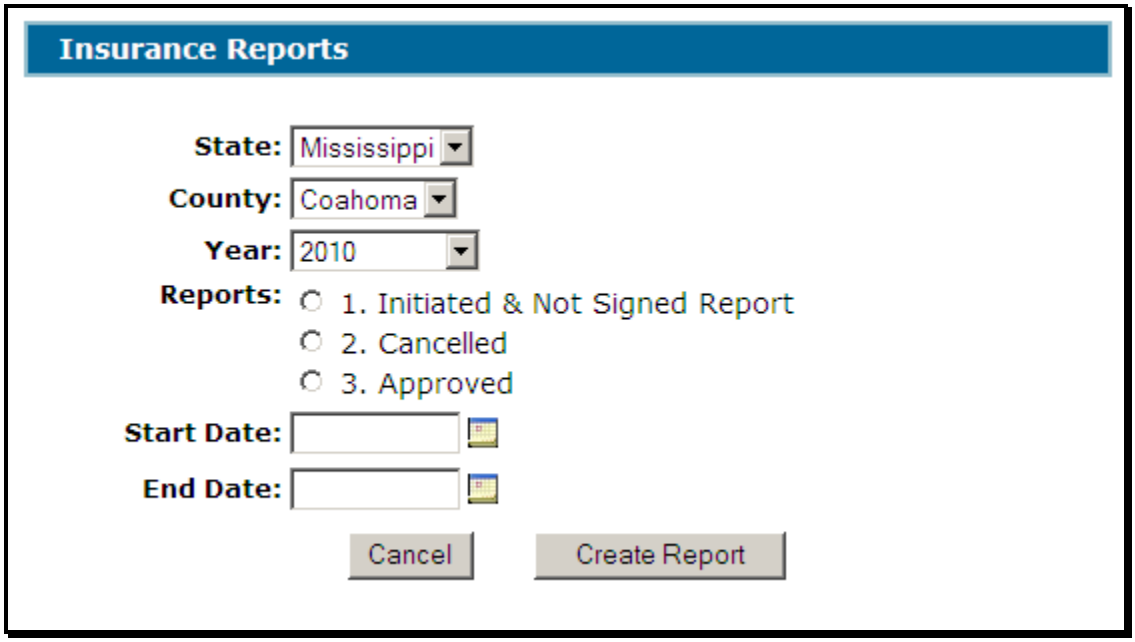

--*

***--404 Insurance Reports (Continued)**

C Descriptions of Reports

The following table provides the report, action required, and data elements on the report. Only 1 report can be created at a time.

Report	Action	Result
Year	Manual selection.	Select the year for which reports will be run.
State	Manual selection.	Select the State for which reports will be run.
County	Manual selection.	Select the county for which reports will be run.
Initiated & Not Signed	Manual selection.	Report will be displayed identifying farms for which crop insurance data has been entered, but has not been signed by all producers and/or the County Office.
Cancelled Farms	Manual selection.	Report will be displayed identifying farms for which crop insurance data has been cancelled.
Approved Farms	Manual selection.	Report will be displayed identifying farms for which crop insurance data is complete and the County Office has signed to the data.
Start Date	Manual entry.	Provide a start date to limit data displayed on any of the reports. **Note:** A start date is not required.
End Date	Manual entry.	Provide an end date to limit date displayed on any of the reports. **Note:** An end date is not required.
Cancel	Returns the user to the Insurance – Main Menu without displaying a report.	
Create Report	The selected report will be displayed.	

--*

405-407 (Reserved)

*--Section 5 Bulk County Office Signature

408 Bulk Approve Screen

A Overview

A process to enter the same County Office signature date to multiple CCC-538's is being provided in the web-based software. To access the bulk County Office signature process, CLICK the "**Approve Crop Insurance**" link in the left navigation menu.

Note: The County Office signature date can also be entered by specific CCC-538 on the Crop Insurance Summary Screen. See paragraph 385.

B Example Bulk Approve Screen

Following is an example of the Bulk Approve Screen.

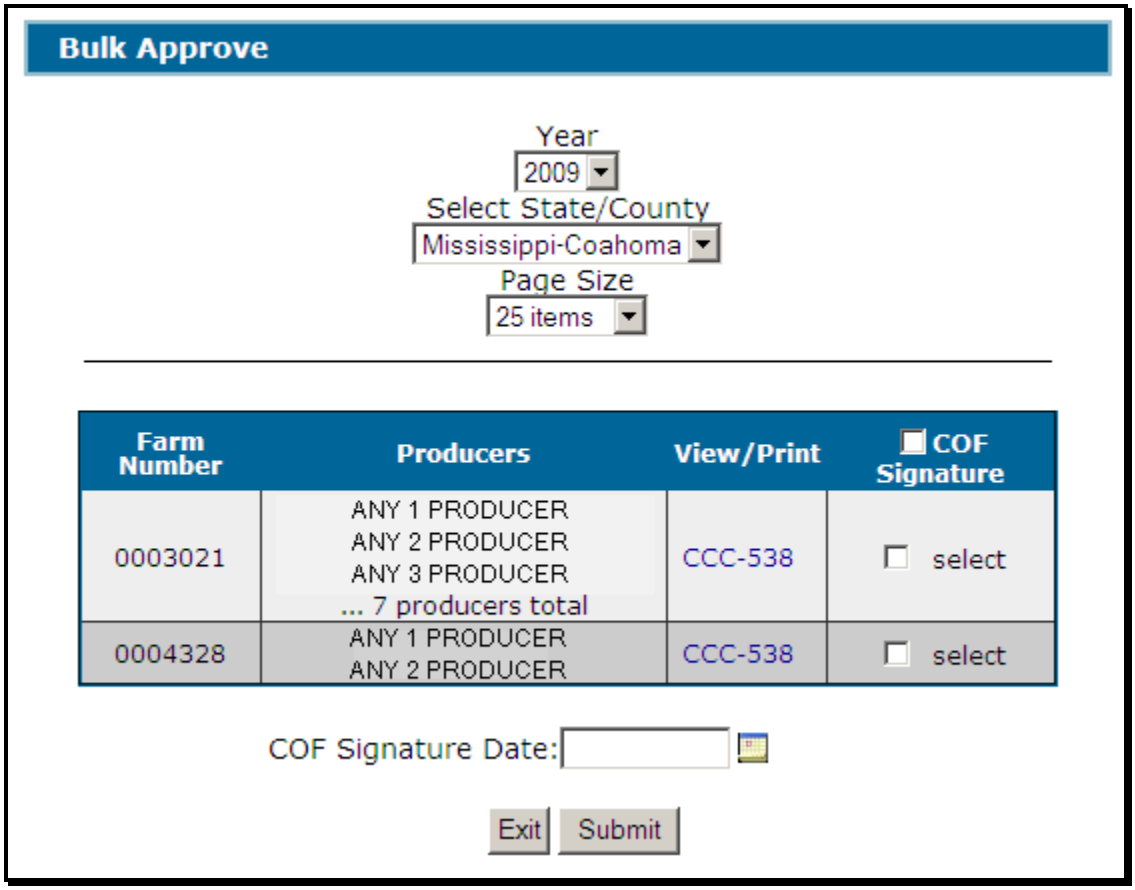

--*

***--408 Bulk Approve Screen (Continued)**

C Field Descriptions/Actions

The following table provides field descriptions and actions for the Sign Certifications Screen.

Field/Button	Description	Action
Year	Manual selection.	Select the year for which bulk County Office signatures will be completed.
State/County	Manual selection.	Select the State and county for which the bulk County Office signatures will be completed.
Page Size	Manual selection.	Select the number of crop insurance premiums to be displayed per page. The system will default to 25.
Farm	Farm number of the farm that is eligible for County Office signature.	
Producer	First 3 producers on the farm, alphabetically.	
View/Print	Select to view and/or print CCC-538 before selecting County Office signature.	
COF Signature	Manual selection.	Select the certification(s) to be signed. Select the checkbox next to the "County Office Signature" header to select all displayed applications.
COF Signature Date	Manual entry of the County Office signature date.	Enter the date County Office signed CCC-538.
Exit	ACRE Insurance – Main Menu will be displayed.	
Submit	Signs all selected certifications. If additional certifications are eligible for County Office signature, the screen will be redisplayed with the additional certifications.	

D Criteria for Being Included in Bulk County Office Signature Process

CCC-538 **must** be signed and dated by all producers for CCC-538 to be included in the bulk County Office signature process.**--***

409-412 (Reserved)

413 Nationwide Customer Service

A County Office User Access

The ACRE Crop Insurance System automatically allows for nationwide customer service. Users will have the ability to access and load CCC-538 data for any farm nationwide. This service will be extremely beneficial for travelers, absentee producers, etc. Users loading nationwide CCC-538's will have limited authority.

B Example State and County Selection Screen

Nationwide customer service can be accessed by selecting "Nationwide Customer Service" from the left navigation menu. The State and County Selection Screen will be displayed. Following is an example of the State and County Selection Screen.

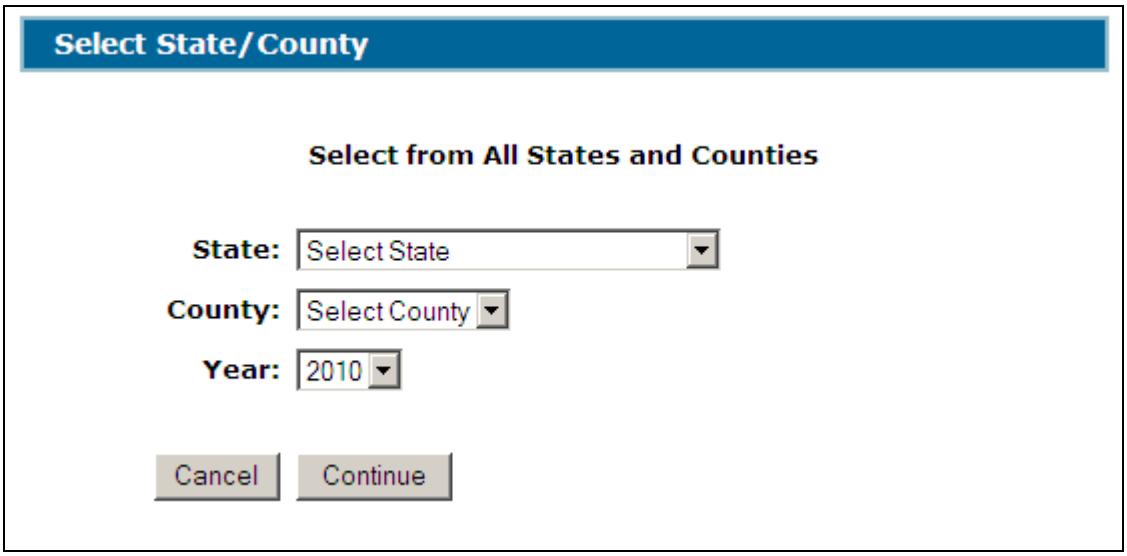

User shall use the drop-down menus to select the applicable:

- State
- county
- year.

CLICK "**Continue**", the Search by Producer or Farm Screen will be displayed.--*

***--413 Nationwide Customer Service (Continued)**

C Search by Producer or Farm Screen

The functionality of the Search by Producer or Farm Screen in Nationwide Customer Service is the same as CCC-538's being loaded in the home county (paragraph 380).

If the user selects by producer and the selected producer is associated with:

- more than 1 farm, the Insurance – Select Farm Screen will be displayed (see paragraph 382)
- only 1 farm and the farm has:
  - more than 1 producer with a share on FSA-578, the Select Producer Screen will be displayed (see paragraph 383).
  - only 1 producer with a share on FSA-578, the Crop Insurance Premium Screen will be displayed (see paragraph 384).

If the user selects by farm and the farm has:

- more than 1 producer with a share on FSA-578, the Select Producer Screen will be displayed (see paragraph 383)
- only 1 producer with a share on FSA-578, the Crop Insurance Premium Screen will be displayed (see paragraph 384).

D Insurance – Select Farm Screen

The functionality of the Insurance – Select Farm Screen in Nationwide Customer Service is the same as CCC-538's being loaded in the home county (paragraph 382).

E Select Producer Screen

The functionality of the Select Producer Screen in Nationwide Customer Service is the same as CCC-538's being loaded in the home county (paragraph 383).

F Crop Insurance Premium Screen

The functionality of the Crop Insurance Premium Screen in Nationwide Customer Service is the same as CCC-538's being loaded in the home county (paragraph 384).

G Crop Insurance Summary Screen

The functionality of the Crop Insurance Summary Screen is the same as CCC-538's being loaded in the home county, **except** that the County Office signature date **cannot** be loaded. CCC-538 must be signed by the home county (paragraph 385).**--***

***--413 Nationwide Customer Service (Continued)**

H Insurance Reports Screen

The functionality of the Insurance Reports Screen is the same as the home county (paragraph 404).

I Action

Users that process nationwide customer service CCC-538's must:

- immediately FAX a copy of the signed CCC-538 to the home county
- mail the original signed CCC-538 to the home county
- maintain a copy of the signed CCC-538.**--***

414-416 (Reserved)

*--Section 7 State Office Administrative Access

417 State Office Access to ACRE Crop Insurance System

A Requesting Access

If State Office administrative access has not already been requested for users in a State Office, requests shall be made according to the following:

- provide the National Office with all State employees who are to have access, and include the following:
  - State name
  - employee's legal first and last name
  - employee's USDA eAuthentication user ID
- FAX information to 202-720-0051, Attn: Neeru Gulati

  Note: Include on the FAX that the request is for ACRE Crop Insurance State Office administrative access.
- contact PECD, Common Provisions Branch at 202-720-3464 with any questions or concerns.

Note: Additional employees can be added at any time by requesting access according to this subparagraph.

B Access Authority

State Office administrative users have the ability to:

- complete CCC-538's for any farm within their assigned State
- print reports for any county within their assigned State
- access Nationwide Customer Service.

Follow procedure in paragraphs 371 through 413 for instructions for using the system.**--***

418-420 (Reserved)

...

Part 9 ACRE Designations

Section 1 Software Access

421 Accessing Software

A Basic Information

CCC-528 software is intuitive web-based software with a centralized database.

CCC-528's will be updated by county FSA employees with level II eAuthentication access and State Office administrative users. See paragraph 475 for information on requesting State Office administrative access.

--**Exhibit 32 provides a guide for troubleshooting designation problems. Use this guide before submitting problems to the State or National Office.**--

B Definitions

In this part:

- user means county FSA employees with level II eAuthentication access and State Office Administrative users, **except** where specifically noted

- home county means the same as administrative county in the web-based environment.

***--421 Accessing Software (Continued)**

C Accessing ACRE Designations

Access the Home Page from the FSA Applications Intranet website at **http://fsaintranet.sc.egov.usda.gov/fsa/FSAIntranet_applications.html**. Users shall click on the link, "DCP-ACRE Applications", under the "Production Adjustment and Disaster Programs" column. The FSA-ACRE Applications Screen will be displayed. Users shall click on the link, "ACRE Designation".

Note: Internet Explorer shall be used when accessing the Home Page.

D Login Screen

After users click "ACRE Designation", users will be prompted with the following Login Screen. CLICK "ACRE Designation Login" to continue.

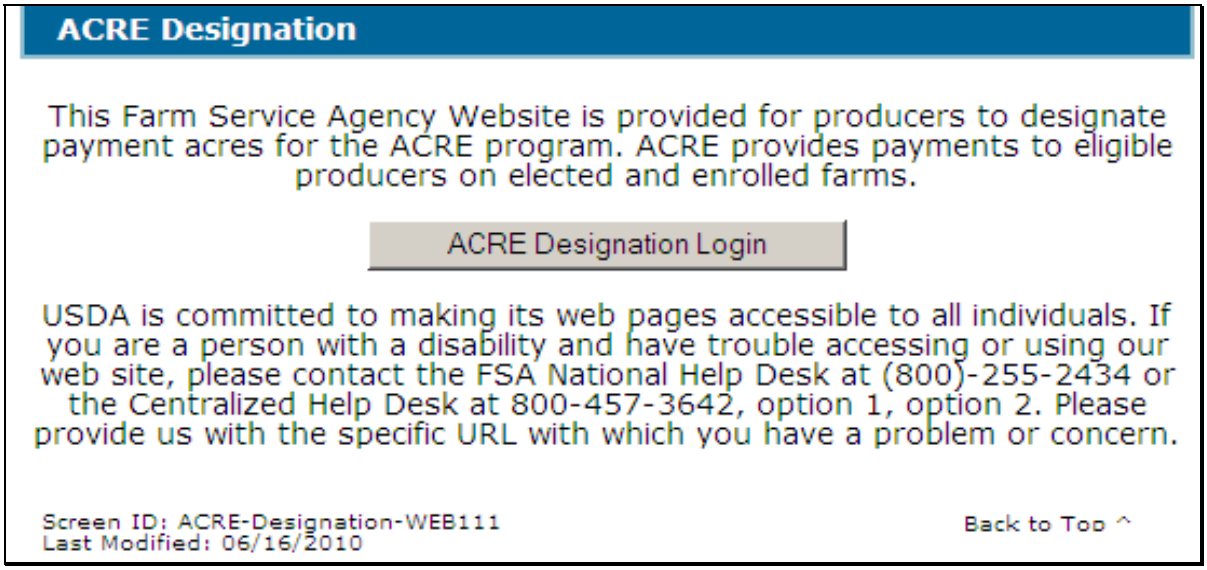

--*

*--421 Accessing Software (Continued)

E USDA eAuthentication Warning Screen

After users click “ACRE Designation Login”, the following USDA eAuthentication Warning Screen will be displayed. Click “**I Agree**” to proceed or “**Cancel**” to end the process.

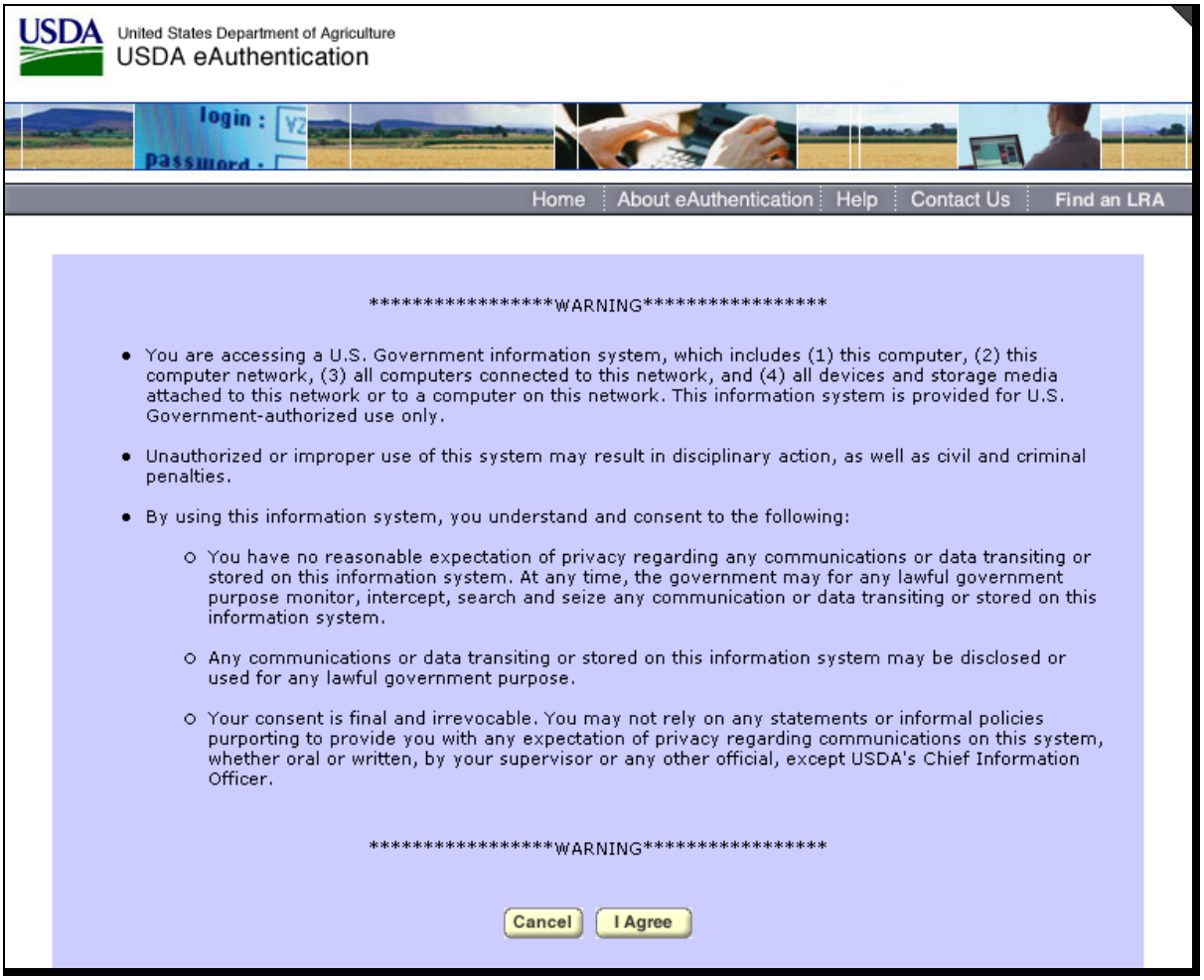

--*

*--421 Accessing Software (Continued)

F eAuthentication Login Screen

On the eAuthentication Login Screen, users must:

- enter user ID
- enter password
- CLICK "**Login**".

The ACRE Designation – Main Menu will be displayed.

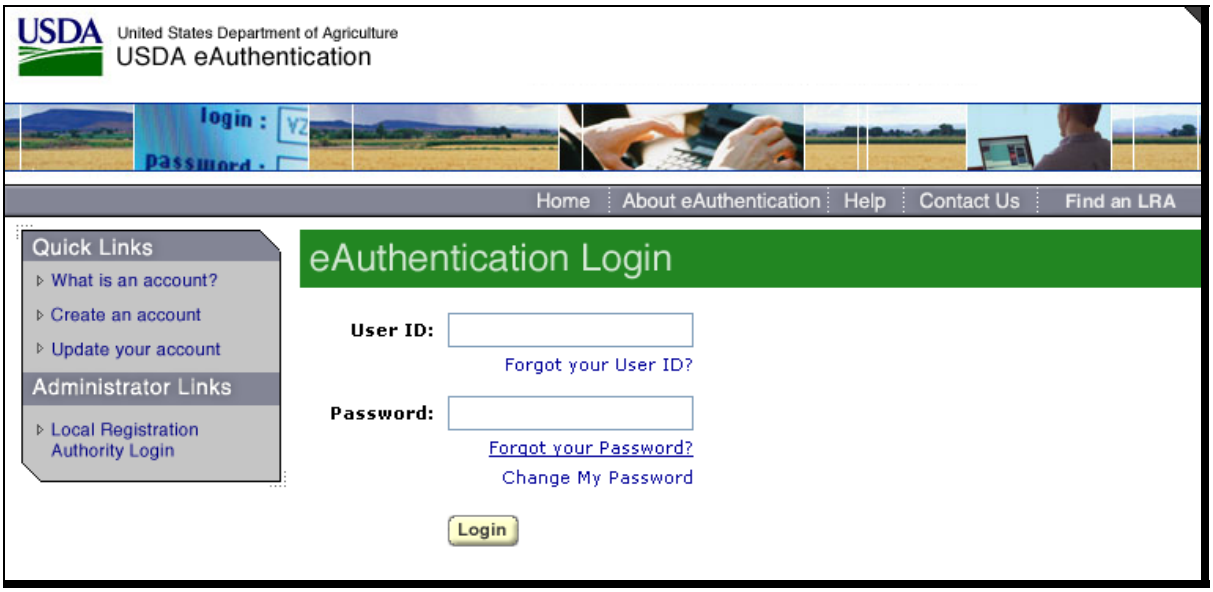

--*

*--422 ACRE Designation – Main Menu

A Overview

After a user has logged in and been authenticated, the ACRE Designation – Main Menu will be displayed. The ACRE Designation – Main Menu allows the user to do any of the following:

- add CCC-528's
- edit CCC-528's
- cancel CCC-528's
- print CCC-528's
- view/print reports.

B Example ACRE Designation – Main Menu

Following is an example of the ACRE Designation – Main Menu.

C Action

Following is an explanation of the options available on the ACRE Designation – Main Menu.

Option	Result
Add, Edit, or Cancel Designations	The State and County Selection Screen will be displayed.
Print CCC-528	
Reports	The Reports Screen will be displayed. See paragraph 454 for additional information on reports.

--*

423-428 (Reserved)

*--Section 2 Add, Edit, or Cancel Designations

429 State and County Selection Screen

A Overview

If users click "**Add, Edit, or Cancel Designations**" on the ACRE Designations – Main Menu, the State and County Selection Screen will be displayed. Users must select a State, county, and year to process CCC-528's in their home counties. Users will also have the option of selecting "Nationwide Customer Service" from the left navigation menu on the ACRE Designations – Main Menu. This provides the ability to take CCC-528's for a farm from any Service Center nationwide (see paragraph 468 for more information on Nationwide Customer Service access).

B Example State and County Selection Screen

Following is an example of the State and County Selection Screen.

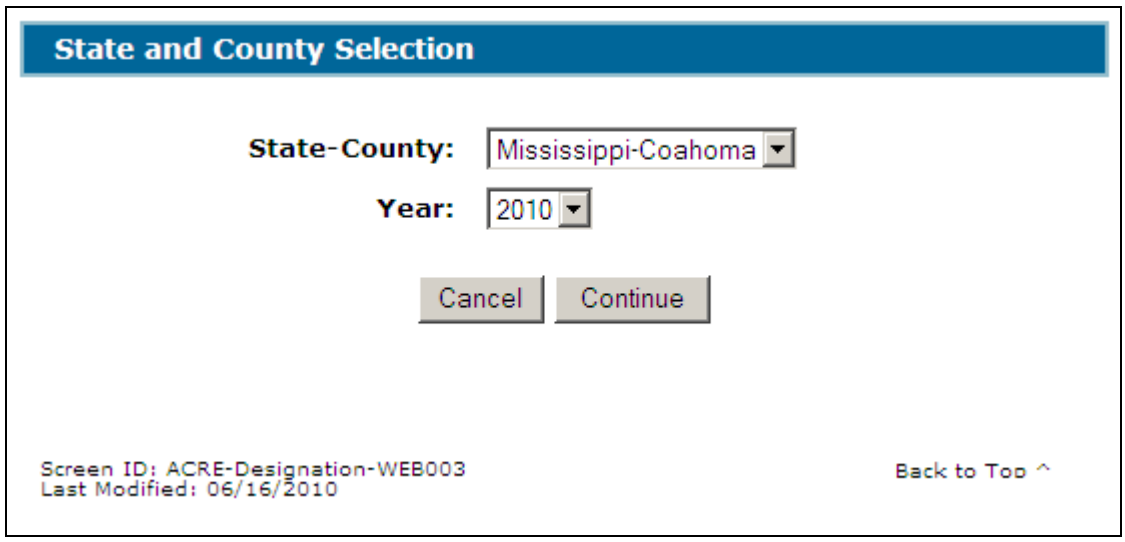

C Action

User shall use the drop-down menus to select the applicable:

- State/county
- year.

CLICK "**Continue**", the Search by Producer or Farm Screen will be displayed. See paragraph 430.**--***

*--430 Search by Producer or Farm Screen

A Overview

After users have clicked “Continue”, the Search by Producer or Farm Screen will be displayed. The Search by Producer or Farm Screen allows users to access a farm by producer or by the specific farm number.

B Example Search by Producer or Farm Screen

Following is an example of the Search by Producer or Farm Screen.

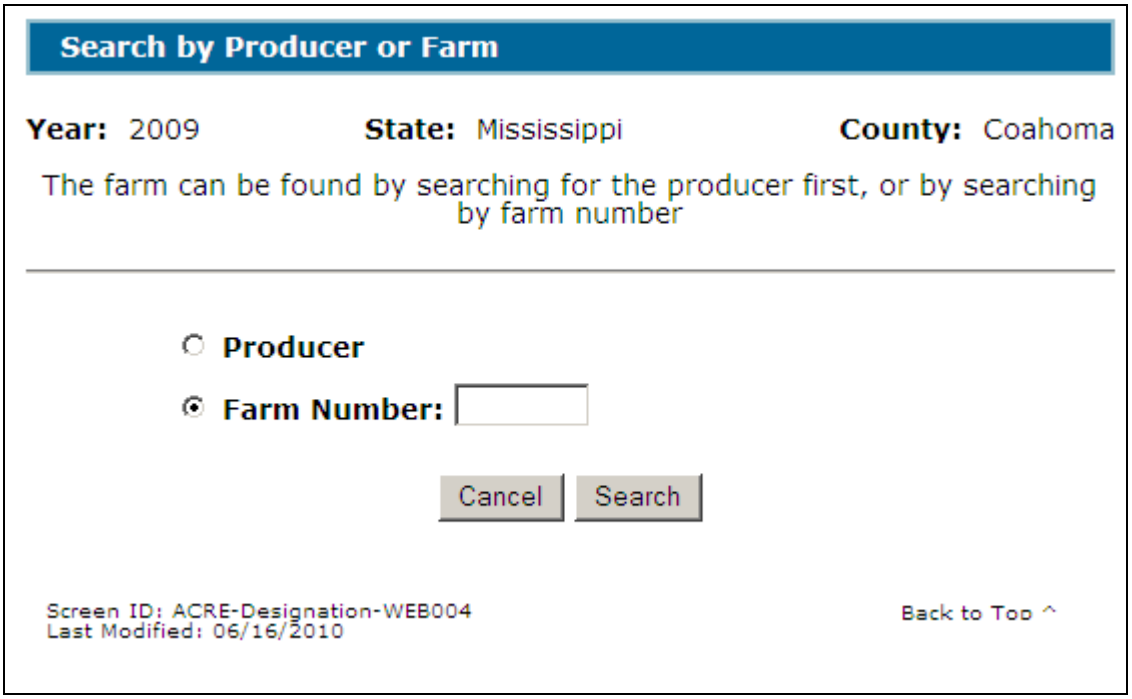

--*

***--430 Search by Producer or Farm Screen (Continued)**

C Action

To access CCC-528 by producer:

- CLICK the “Producer” radio button
- CLICK “Search”.

The SCIMS Customer Search Screen will be displayed. See paragraph 431.

To access CCC-528 by a specific farm number:

- CLICK the “Farm Number” radio button
- enter the farm number
- CLICK “Search”.

The Add Designations Screen will be displayed. See paragraph 433.**--***

*--431 SCIMS Customer Search Screen

A Overview

If the user selected to access CCC-528 by specific producer, the SCIMS Customer Search Screen will be displayed. The SCIMS Customer Search Screen provides users with a method of searching SCIMS to find the applicable producer. A producer can be selected by type, name, tax ID, or other. See 1-CM for additional information on SCIMS.

B Example of SCIMS Customer Search Screen

Following is an example of the SCIMS Customer Search Screen.

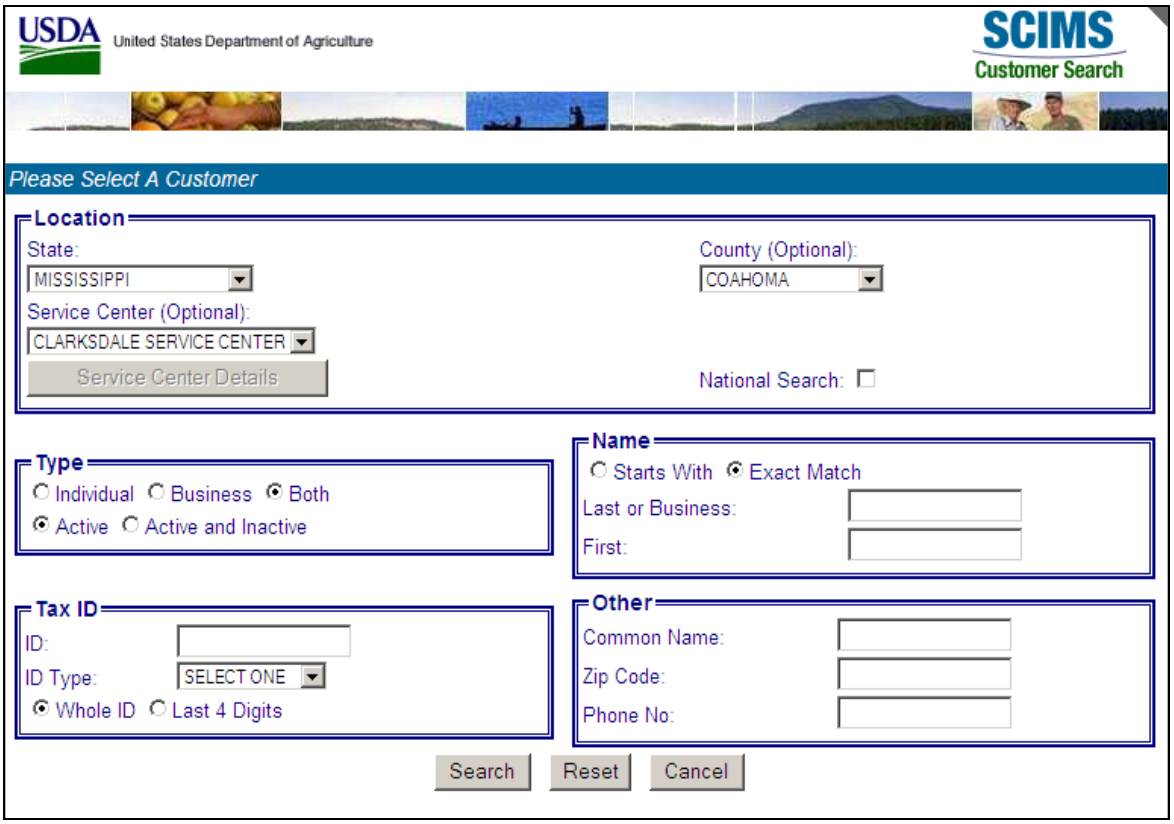

User must select the customer based on search results by clicking the applicable producer.

If the selected producer is associated with:

- more than 1 farm, the Select Farm Screen will be displayed (see paragraph 432)
- only 1 farm, the Add Designations Screen will be displayed (see paragraph 433).--*

*--432 Select Farm Screen

A Overview

The Select Farm Screen will:

- only be displayed if the selected producer is associated with more than 1 farm
- be displayed with the farm number for each farm associated with the selected producer.

B Example of Select Farm Screen

Following is an example of the Select Farm Screen.

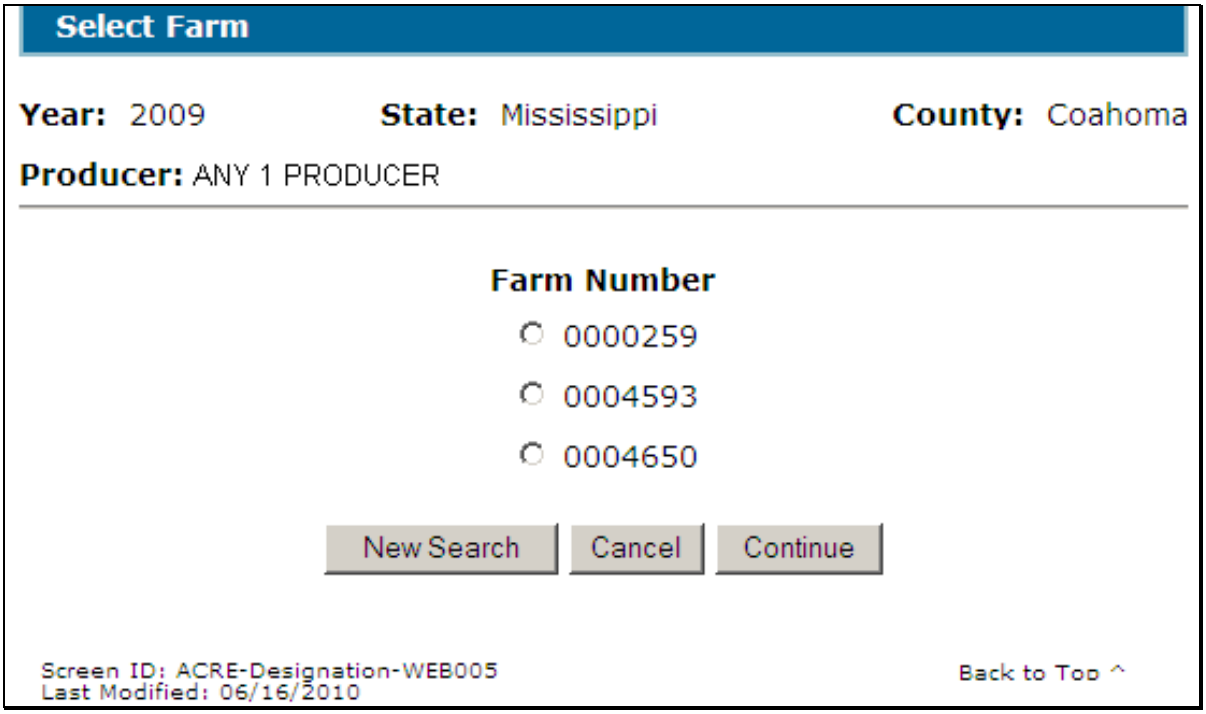

C Options

Following is an explanation of the options available on this screen.

Option	Result
New Search	The SCIMS Customer Search Screen will be displayed. See paragraph 431.
Cancel	The ACRE Designation – Main Menu will be displayed. See paragraph 422.
Continue	Click “continue” after selecting the applicable farm. Only 1 farm can be selected at a time. The Add Designation Screen will be displayed. See paragraph 433.

--*

433 Add/Edit Designations Screen

A Overview

The Add Designations Screen will only be displayed if the selected farm does not have an existing designation.

The Edit Designations Screen:

- will only be displayed if the selected farm has an existing designation
- can only be accessed through the Designation Summary Screen (see paragraph 434).

The Add Designations Screen and Edit Designations Screen provide the ability to add/edit designated acres for the selected farm.

***--Note:** The system will automatically designate acres for:

- farms where the sum of the P&CP acres of covered commodities and peanuts is less than 120 percent (118 percent for 2012) of the total base acres

- single-crop farms.--*

The Add Designations Screen will not be displayed.

B Example Add Designations Screen

Following is an example of the Add Designations Screen.

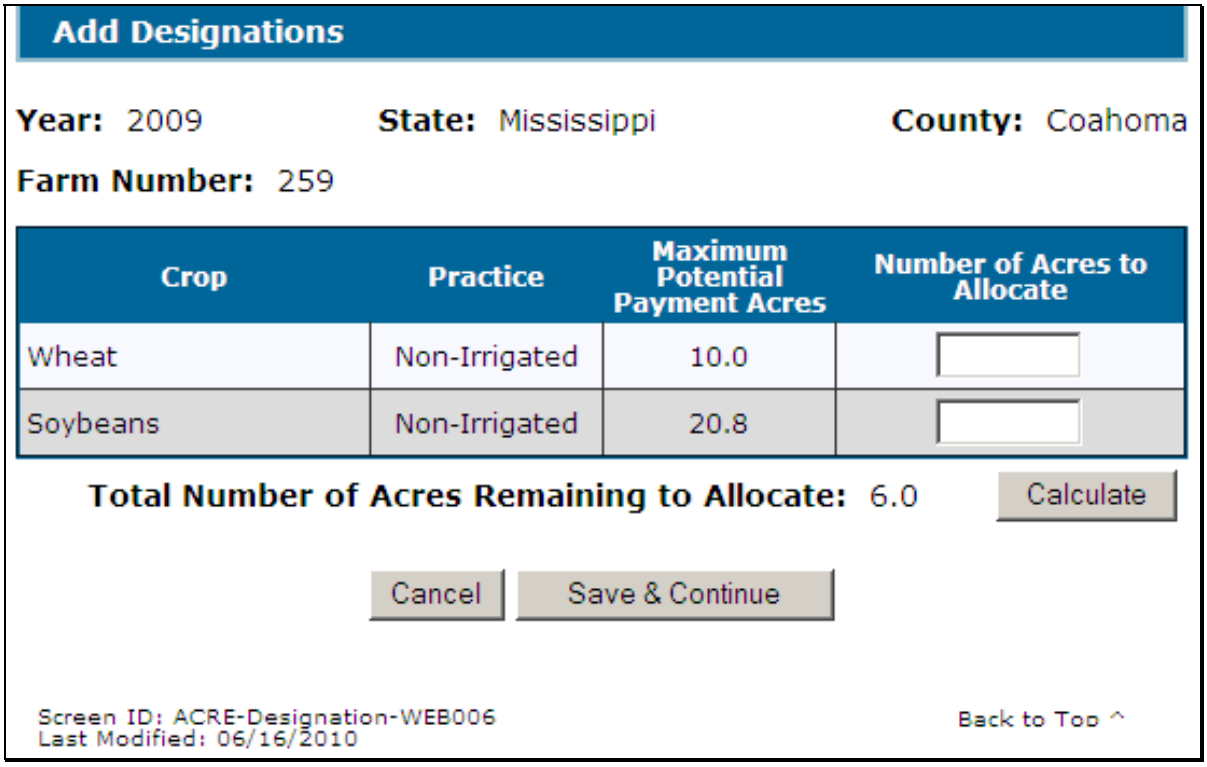

Add Designations

Year: 2009 **State:** Mississippi **County:** Coahoma

Farm Number: 259

Crop	Practice	Maximum Potential Payment Acres	Number of Acres to Allocate
Wheat	Non-Irrigated	10.0	
Soybeans	Non-Irrigated	20.8	

Total Number of Acres Remaining to Allocate: 6.0 Calculate

Cancel Save & Continue

Screen ID: ACRE-Designation-WEB006
Last Modified: 06/16/2010

Back to Top ^

*--433 Add/Edit Designations Screen (Continued)

C Example Edit Designations Screen

Following is an example of the Edit Designations Screen.

Edit Designations

Year: 2009 **State:** Mississippi **County:** Coahoma

Farm Number: 259

Crop	Practice	Maximum Potential Payment Acres	Number of Acres to Allocate
Wheat	Non-Irrigated	10.0	6.0
Soybeans	Non-Irrigated	20.8	

Total Number of Acres Remaining to Allocate: 0.0 Calculate

Cancel Save & Continue

Screen ID: ACRE-Designation-WEB006
Last Modified: 06/16/2010

Back to Top ^

--*

*--433 Add/Edit Designations Screen (Continued)

D Field Descriptions and Actions

The following table provides the field descriptions and actions for the Add Designations Screen.

Field/Button	Description	Action
Program Year	Program year selected on the State and County Selection Screen will be displayed.	
State	State selected on the State and County Selection Screen will be displayed.	
County	County selected on the State and County Selection Screen will be displayed.	
Farm	Farm selected on the Search by Producer or Farm Screen will be displayed.	
Crop	Crop(s) reported on FSA-578. **Note:** Modifications to FSA-578 data may take up to 48 hours to display.	
Practice	Practice(s) reported on FSA-578. **Note:** Modifications to FSA-578 data may take up to 48 hours to display.	
Maximum Potential Payment Acres	Result of multiplying: • P&CP acres for the crop and practice, times • 83.3 percent (85 percent for 2012).	
Number of Acres to Allocate	Manual entry.	Enter the number of acres to allocate for the applicable crop and practice. The number of acres entered cannot exceed the maximum potential payment acres for the crop and practice. See 1-DCP (Rev. 3), subparagraph 187 C for additional information.

--*

433 Add/Edit Designations Screen (Continued)

D Field Descriptions and Actions (Continued)

Field/Button	Description		Action
Total Number of Acres Remaining to Allocate	The total number of acres remaining to be allocated will be displayed. The designation cannot be completed until the total number of acres remaining to allocate is equal to zero.		
Calculate	The total number of acres remaining to allocate will be recalculated. Result of subtracting: • base acres, minus • total number of acres to allocate.		
Cancel	The Search by Producer or Farm Screen will be displayed.		
Save and Continue	**IF the total number of acres remaining to allocate is…**	**THEN…**	
	equal to zero	the Designation Summary Screen will be displayed. See paragraph 434.	
	greater than zero less than zero	adjust entries in "Number of Acres to Allocate" field until total number of acres remaining to allocate is equal to zero.	

E Automatic Designations

***--**The system will automatically designate acres for:

- farms where the sum of the P&CP acres of covered commodities and peanuts is less than 120 percent (118 percent for 2012) of the total base acres

- single-crop farms.**--***

If the farm is selected, the "Number of Acres to Allocate" field will be automatically populated with:

- P&CP acres for the crop and practice, times
- 83.3 percent (85 percent for 2012).

433 Add/Edit Designations Screen (Continued)

F Default Designations

Producers have until September 30 of the program year to make ACRE designation selections. If designations are not completed by September 30 of the program year, the number of acres to allocate will be automatically calculated by the system according to the following table.

* * *

Step	Action
1	The system determines base acres for the farm.
2	The system determines the maximum potential payment acres by multiplying: • P&CP acres for the crop and practice, times • 83.3 percent (85 percent for 2012).
3	The system determines total maximum potential payment acres by adding together maximum potential payment acres for all crops and practices
4	The system determines P&CP acres for each crop.
5	The system determines the total P&CP acres for the farm by adding together all crop level P&CP acres for the farm.
6	The system calculates the crop factor for each crop and practice by dividing: • result of step 4, divided by • result of step 5. Round to 4 decimal places.
7	For each crop, the system multiplies: • result of step 6, times • result of step 1. If CCC-528 is viewed/printed, the “Number of Acres to Allocate” field will be automatically populated to the form.

*--434 ACRE Designation Summary Screen

A Overview

The ACRE Designation Summary Screen provides the ability to:

- edit previously entered designation data
- enter producer signature dates
- enter County Office signature date
- cancel the designation for the farm.**--***

*--434 ACRE Designation Summary Screen (Continued)

B Example ACRE Designation Summary Screen

Following is an example of the ACRE Designation Summary Screen.

Designation Summary

Year: 2009 **State:** Mississippi **County:** Coahoma

Farm Number: 259

Designations

Total Potential Payment Acres: 6.0

Crop	Practice	Maximum Potential Payment Acres	Number of Acres to Allocate
Wheat	Non-Irrigated	10.0	6.0
Soybeans	Non-Irrigated	20.8	

Total Number of Acres to Allocate: 6.0

Edit Designations

Producer Signatures

Producer	Signature Method	Signature Date
Any 1 Producer		
Any 2 Producer		
Any 3 Producer		
Any 4 Producer		

COF Approval

COF Signature Date:

Cancellation

Do you want to cancel these designations?

☐ **Yes** **Reason:**

Back | New Search | Exit | Save & Submit

--*

*--434 ACRE Designation Summary Screen (Continued)

C Field Descriptions/Actions

The following table provides the field descriptions and actions for the ACRE Designation Summary Screen.

Field/Button	Description	Action
Year	Year selected on the State and County Selection Screen will be displayed.	
State	State selected on the State and County Selection Screen will be displayed.	
County	County selected on the State and County Selection Screen will be displayed.	
Farm	Farm selected on the Search by Producer or Farm Screen will be displayed.	
Designations		
Crop	Crop(s) reported on FSA-578. **Note:** Modifications to FSA-578 data may take up to 48 hours to display.	
Practice	Practice(s) reported on FSA-578. **Note:** Modifications to FSA-578 data may take up to 48 hours to display.	
Maximum Potential Payment Acres	Result of multiplying: • P&CP acres for the crop and practice, times • 83.3 percent (85 percent for 2012).	
Number of Acres to Allocate	Number of acres allocated on the Add Designations Screen.	
Edit Designations	Add/Edit Designations Screen will be displayed. See paragraph 433.	

--*

*--434 ACRE Designation Summary Screen (Continued)

C Field Descriptions/Actions (Continued)

Field/Button	Description	Action
Producer Signatures		
Producer	A list of producer(s) with shares greater than zero on FSA-578 will be displayed.	
Signature Method	Manual selection. The type of signature provided by the producer. Eligible signature types are: • paper • FAX.	Signature types shall only be updated after either of the following occurs: • producer signs and dates CCC-528 • FAX with the producer's signature and date has been received in the County Office. **Note:** If the farm was automatically designated according to subparagraph 433 E, the "Signature Method" field will display "AUTOMATED".
Date of Signature	Manual entry of the date the producer signed or FAXed CCC-528.	Enter the date the producer signed or FAXed CCC-528 in mmddyyyy, mmddyy, mm/dd/yyyy, or mm/dd/yy format. User can also select the date through a calendar. **Note:** If the farm was automatically designated according to subparagraph 433 E, the "Date of Signature" field will be displayed with the date that the designation was automatically calculated by the system.

--*

*--434 ACRE Designation Summary Screen (Continued)

C Field Descriptions/Actions (Continued)

Field/Button	Description	Action
COF Signature		
COF Signature Date	Manual entry of the date the County Office signed CCC-528.	Enter the date the County Office signed CCC-528 in mmddyyyy, mmddyy, mm/dd/yyyy, or mm/dd/yy format. User can also select the date through a calendar. **Note:** If the farm was automatically designated according to subparagraph 433 E, the "COF Signature Date" field will be displayed with the date that the designation was automatically calculated by the system.
Cancellations		
Do you want to cancel these designations?	Manual selection.	Select the “Yes” checkbox to cancel CCC-528.
Reason	Manual selection.	Select the reason that CCC-528 is being cancelled.
Back	Previous screen will be displayed.	
New Search	The SCIMS Customer Search Screen will be displayed. See paragraph 431.	
Exit	The ACRE Designation – Main Menu will be displayed. See paragraph 422.	
Save & Submit	CCC-528 will be submitted and the Designations Confirmation Screen will be displayed. See paragraph 435.	

--*

*--434 ACRE Designation Summary Screen (Continued)

D Automatic Cancellations

CCC-528 software reads the following:

- FSA-578
- Farm records
- SCIMS
- ACRE contract.

CCC-528's will be automatically cancelled if any of the following are changed:

- crop is added or deleted from FSA-578
- shareholder is changed on FSA-578
- farm is reconstituted or deleted
- base acres are changed in farm records
- producer is inactivated in SCIMS
- producer's SCIMS record is merged
- legacy link is removed from the producer's SCIMS record
- ACRE contract is cancelled.**--***

*--435 Designations Confirmation Screen

A Overview

The Designations Confirmation Screen provides users the ability to view and/or print CCC-528.

B Example of the Designations Confirmation Screen

Following is an example of the Designations Confirmation Screen.

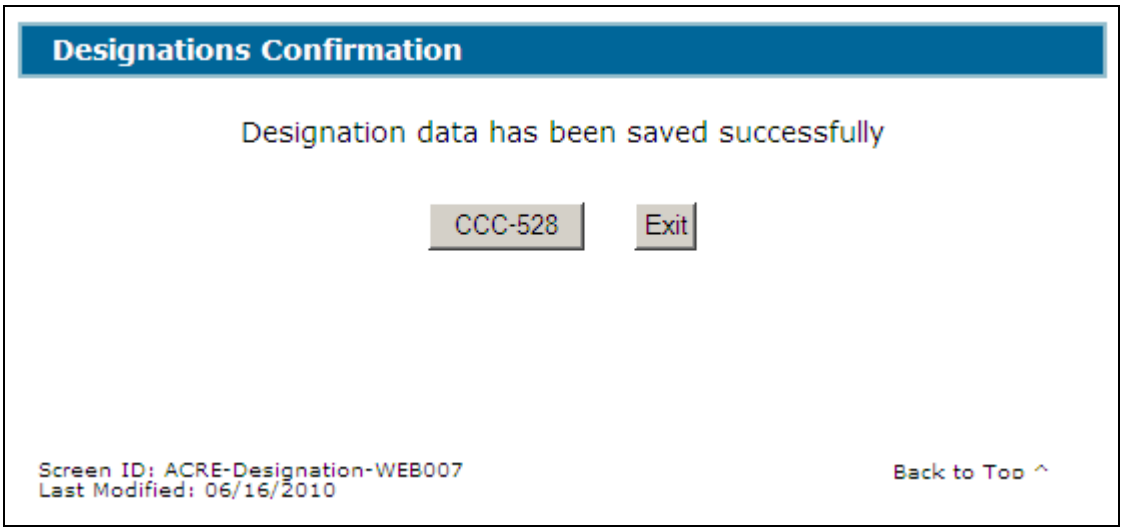

C Actions

To view and/or print CCC-528, CLICK "**CCC-528**"; CCC-528 will be displayed in a separate window. CCC-528 will contain only data that has been entered into the system as of the date it is being printed.**--***

436-443 (Reserved)

444 State and County Selection Screen

A Overview

If users click "**Print CCC-528**" on the ACRE Designation – Main Menu, the State and County Selection Screen will be displayed. Users must select a State, county, and year to print CCC-528's.

B Example State and County Selection Screen

Following is an example of the State and County Selection Screen.

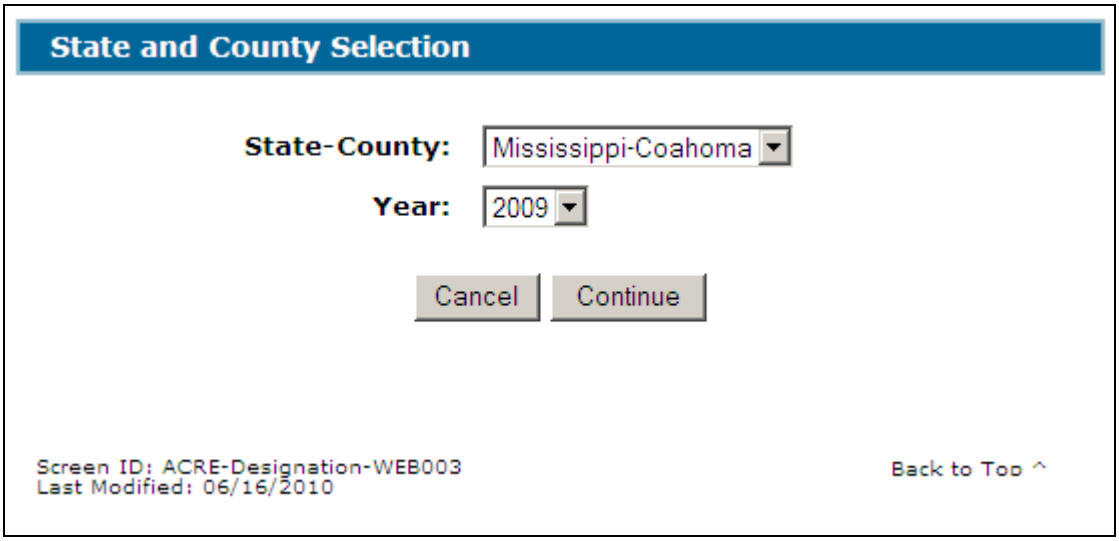

C Action

The user shall use the drop-down menus to select the applicable:

- State/county
- year.

CLICK "**Continue**", the Search by Producer or Farm Screen will be displayed. See paragraph 445.**--***

*--445 Search by Producer or Farm Screen

A Overview

After users have clicked “Continue”, the Search by Producer or Farm Screen will be displayed. The Search by Producer or Farm Screen allows users to print CCC-528 for a farm by producer or by the specific farm number.

B Example Search by Producer or Farm Screen

Following is an example of the Search by Producer or Farm Screen.

--*

***--445 Search by Producer or Farm Screen (Continued)**

C Action

To print CCC-528 by producer:

- CLICK the “Producer” radio button
- CLICK “Search”.

The SCIMS Customer Search Screen will be displayed. See paragraph 446.

To print CCC-528 by a specific farm number:

- CLICK the “Farm Number” radio button
- enter the application farm number
- CLICK “Search”.

CCC-528 will be displayed in a separate window.**--***

*--446 SCIMS Customer Search Screen

A Overview

If the user selected to print CCC-528 by specific producer, the SCIMS Customer Search Screen will be displayed. The SCIMS Customer Search Screen provides users with a method of searching SCIMS to find the applicable producer. A producer can be selected by type, name, tax ID, or other. See 1-CM for additional information on SCIMS.

B Example of SCIMS Customer Search Screen

Following is an example of the SCIMS Customer Search Screen.

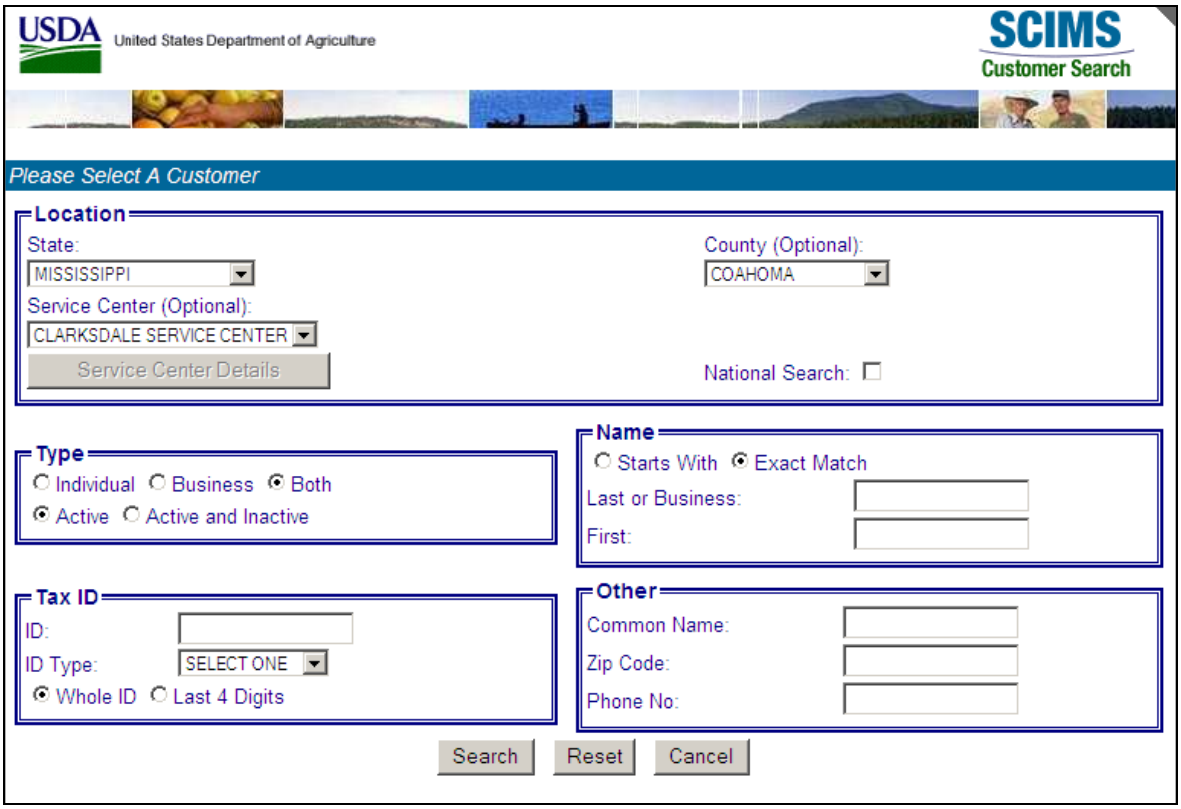

User must select the customer based on search results by clicking the applicable producer.

If the selected producer is associated with:

- more than 1 farm, the Select Farm Screen will be displayed (see paragraph 447)
- only 1 farm, CCC-528 will be displayed in a separate window.--*

*--447 Select Farm Screen

A Overview

The Select Farm Screen will:

- only be displayed if the selected producer is associated with more than 1 farm
- be displayed with the farm number for each farm associated with the selected producer.

B Select Farm Screen

Following is an example of the Select Farm Screen.

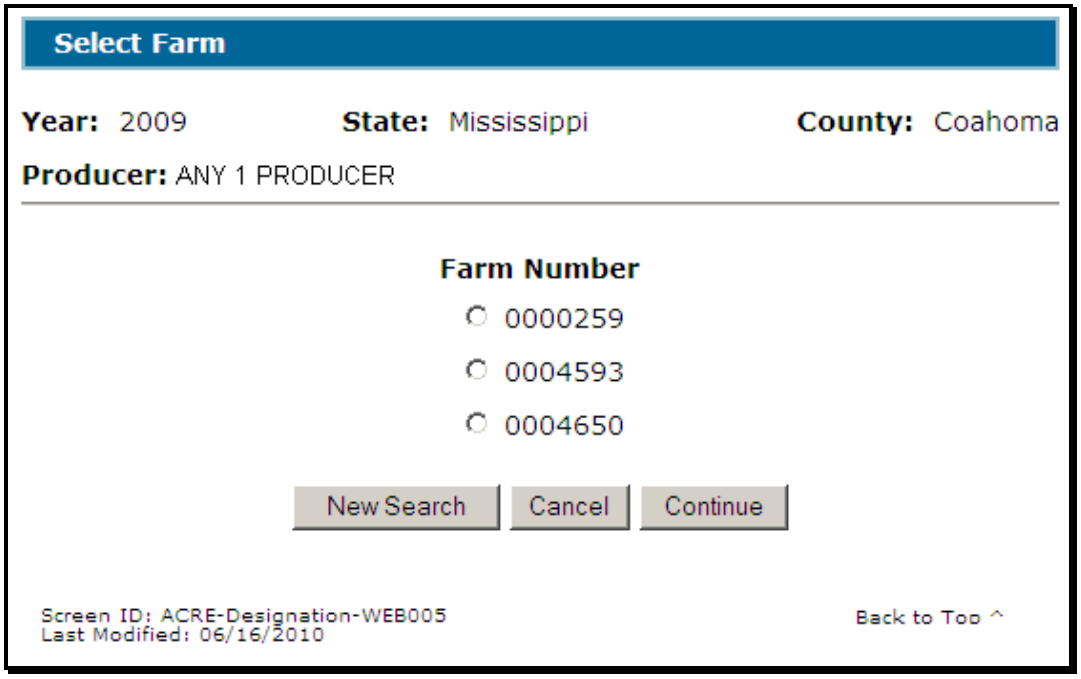

C Options

Following is an explanation of the options available on this screen.

Option	Result
New Search	The Search by Producer or Farm Screen will be displayed. See paragraph 445.
Cancel	The ACRE Designation – Main Menu will be displayed. See paragraph 422.
Continue	Click "continue" after selecting the applicable farm. Only 1 farm can be selected at a time. CCC-528 will be displayed in a separate window.

--*

448-453 (Reserved)

454 Reports

A Overview

Several standard reports are being provided for County Offices to use as tools within the ACRE Designation system. To access reports, CLICK "**Reports**" from the ACRE Designation – Main Menu.

B Example Reports Screen

Following is an example of the Reports Screen.

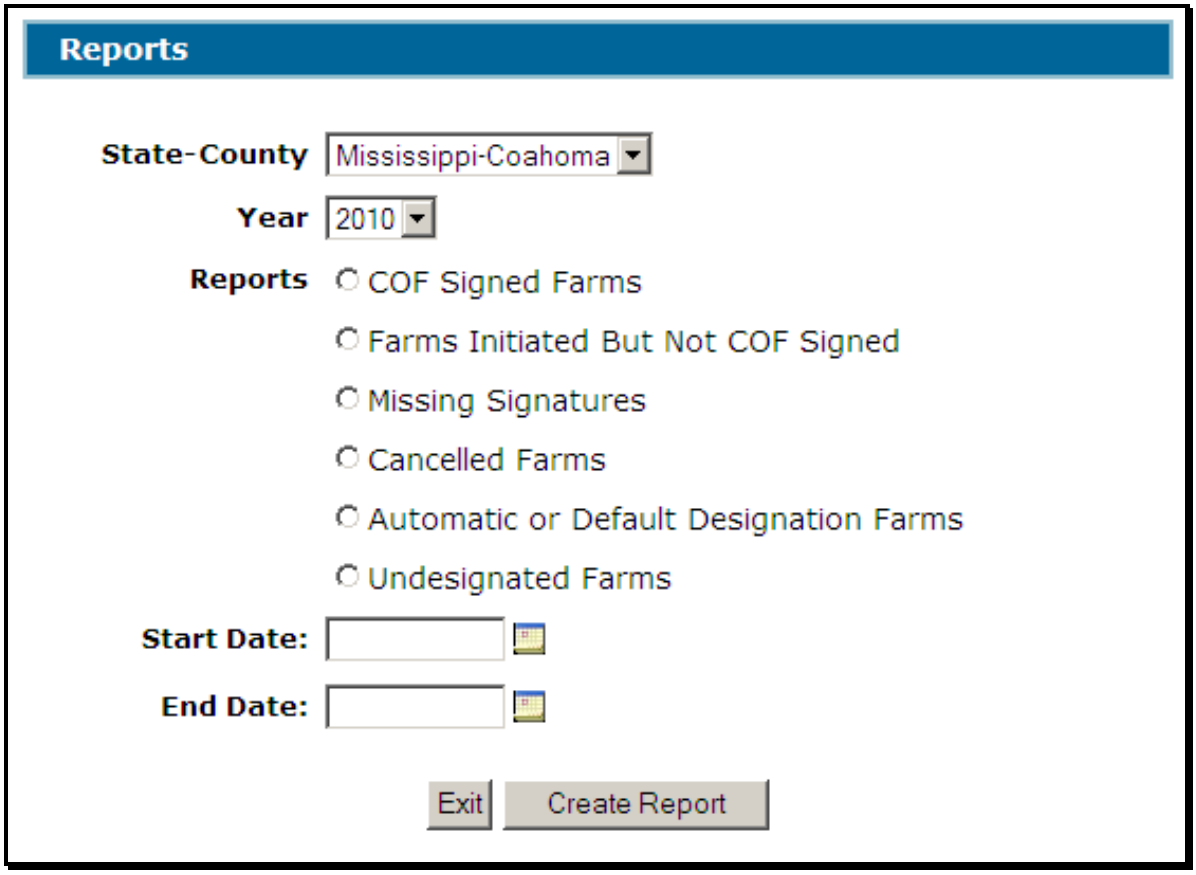

--*

454 Reports (Continued)

C Descriptions of Reports

The following table provides the report, action required, and data elements on the report. Only 1 report can be created at a time.

Report	Action	Result
Year	Manual selection.	Select the year for which reports will be run.
State	Manual selection.	Select the State for which reports will be run.
County	Manual selection.	Select the county for which reports will be run.
COF Signed Farms	Manual selection.	Report will be displayed identifying farms for which designation data is complete and the County Office has signed to the data.
Farms Initiated but Not COF Signed	Manual selection.	Report will be displayed identifying farms for which designation data has been entered, but has not been signed by all producers and/or the County Office.
Missing Signatures	Manual selection.	Report will be displayed identifying farms for which designation data has been entered, but is missing one or more producer signatures.
Cancelled Farms	Manual selection.	Report will be displayed identifying farms for which designation data has been cancelled.
Automatic or Default Designation Farms	Manual selection.	Report will be displayed identifying farms for which a designation was: • automatically completed by the system because base acres were greater than or equal to P&CP acres times 83.3 percent (85 percent for 2012) • not completed by the September 30 deadline and, as a result, a designation was automatically calculated.
Undesignated Farms	Manual selection.	Report will be displayed identifying farms that have no active designation. ***--Note:** This report will include single-crop farms. No action is necessary for single-crop farms. Single-crop farms will be automatically designated during the default process according to subparagraph 433 F.**--***
Start Date	Manual entry.	Provide a start date to limit data displayed on any of the reports. **Note:** Start date is not required.

454 Reports (Continued)

C Descriptions of Reports (Continued)

Report	Action	Result
End Date	Manual entry.	Provide an end date to limit date displayed on any of the reports. **Note:** End date is not required.
Cancel	Returns the user to the ACRE Designation – Main Menu without displaying a report.	
Create Report	The selected report will be displayed.	

455-460 (Reserved)

*--Section 5 Bulk County Office Signature

461 COF Signature Screen

A Overview

A process to enter the same County Office signature date to multiple CCC-528's is being provided in the web-based software. To access the bulk County Office signature process, CLICK the "**Approve Certifications**" link in the left navigation menu.

Note: The County Office signature date can also be entered by specific CCC-528 on the ACRE Designation Summary Screen.

B Example COF Signature Screen

Following is an example of the COF Signature Screen.

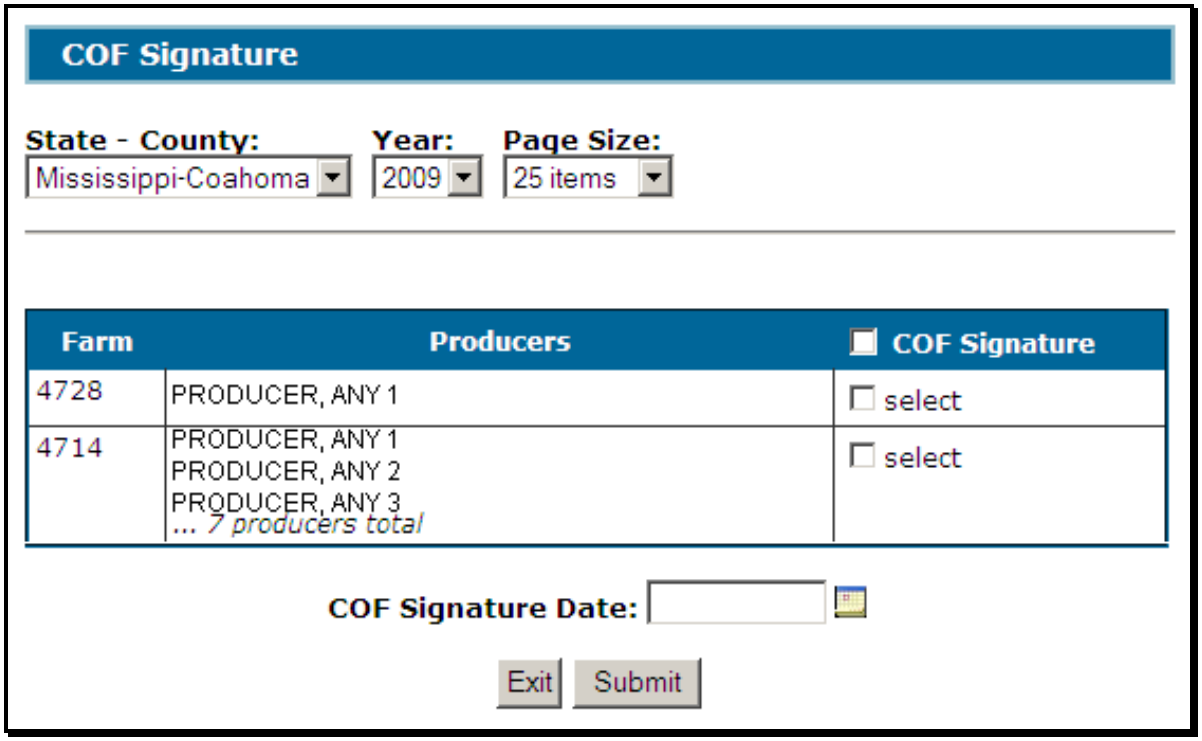

--*

461 Sign Certifications Screen (Continued)

C Field Descriptions/Actions

The following table provides field descriptions and actions for the Sign Certifications Screen.

Field/Button	Description	Action
Year	Manual selection.	Select the year for which bulk County Office signatures will be completed.
State - County	Manual selection.	Select the State and county for which the bulk County Office signatures will be completed.
Items	Manual selection.	Select the number of designations to be displayed per page. The system will default to 25.
Farm	Farm number of the farm that is eligible for County Office signature.	
Producer	First 3 producers on the farm, alphabetically.	
COF Signature	Manual selection.	Select the certification(s) to be signed. Select the checkbox next to the "COF Signature" header to select all displayed applications.
COF Signature Date	Manual entry of the County Office signature date.	Enter the date County Office signed CCC-528.
Previous	Previous screen will be displayed.	
Exit	The ACRE Designation – Main Menu will be displayed.	
Submit	Approves all selected certifications. If additional certifications are eligible for County Office signature, the screen will be redisplayed with the additional certifications.	

D Criteria for Being Included in Bulk County Office Signature Process

CCC-528 **must** be signed and dated by all producers for CCC-528 to be included in the bulk County Office signature process.**--***

462-467 (Reserved)

468 Nationwide Customer Service

A County Office User Access

The ACRE Designation System automatically allows for nationwide customer service. Users will have the ability to access and load CCC-528 data for any farm nationwide. This service will be extremely beneficial for travelers, absentee producers, etc. Users loading nationwide CCC-528's will have limited authority.

B Example State and County Selection Screen

Nationwide customer service can be accessed by selecting "Nationwide Customer Service" from the left navigation menu. The State and County Selection Screen will be displayed. Following is an example of the State and County Selection Screen.

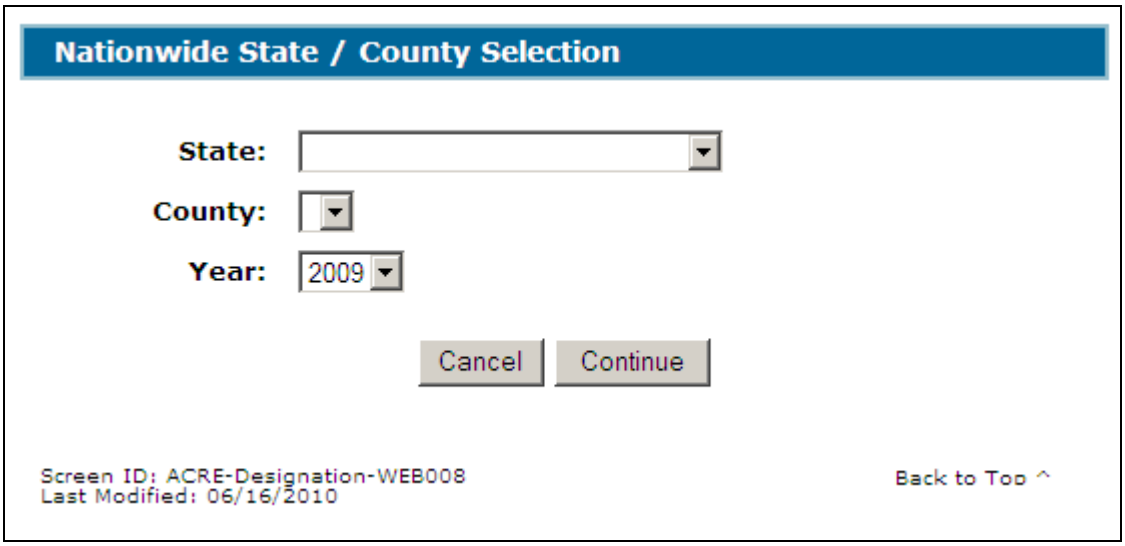

User shall use the drop-down menus to select the applicable:

- State
- county
- year.

CLICK "**Continue**", the Search by Producer or Farm Screen will be displayed.--*

***--468 Nationwide Customer Service (Continued)**

C Search by Producer or Farm Screen

The functionality of the Search by Producer or Farm Screen in Nationwide Customer Service is the same as CCC-528's being loaded in the home county (paragraph 430).

If the user selects by producer and the selected producer is associated with:

- more than 1 farm, the Select Farm Screen will be displayed (see paragraph 432)
- only 1 farm, the Add Designations Screen will be displayed (see paragraph 433).

If the user selects by farm, the Add Designations Screen will be displayed. See paragraph 433.

D Select Farm Screen

The functionality of the Select Farm Screen in Nationwide Customer Service is the same as CCC-528's being loaded in the home county (paragraph 432).

E Add Designations Screen

The functionality of the Add Designations Screen in Nationwide Customer Service is the same as CCC-528's being loaded in the home county (paragraph 433).

F ACRE Designation Summary Screen

The functionality of the ACRE Designation Summary Screen is the same as CCC-528's being loaded in the home county, **except** that the County Office signature date **cannot** be loaded. CCC-528 must be signed by the home county (paragraph 434).

G Reports Screen

The functionality of the Reports Screen is the same as the home county (paragraph 454).

H Action

Users that process nationwide customer service CCC-528's must:

- immediately FAX a copy of the signed CCC-528 to the home county
- mail the original signed CCC-528 to the home county
- maintain a copy of the signed CCC-528.**--***

469-474 (Reserved)

Section 7 State Office Administrative Access

475 State Office Access to ACRE Designation System

A Requesting Access

If State Office administrative access has not already been requested for users in a State Office, requests shall be made according to the following:

- provide the National Office with all State employees who are to have access, and include the following:

  - State name
  - employee's legal first and last name
  - employee's USDA eAuthentication user ID

- FAX information to 202-720-0051, Attn: Neeru Gulati

  Note: Include on the FAX that the request is for ACRE Designation State Office administrative access.

- contact PECD, Common Provisions Branch at 202-720-3464 with any questions or concerns.

Note: Additional employees can be added at any time by requesting access according to this subparagraph.

B Access Authority

State Office administrative users have the ability to:

- complete CCC-528's for any farm within their assigned State
- print reports for any county within their assigned State
- access Nationwide Customer Service
- ***--**correct designations after the signup period has ended.**--***

Follow procedure in paragraphs 481 through 468 for instructions for using the system.

476-570 (Reserved)

....

Part 10 ACRE ACRE Payment Processing

571 General Provisions

A Introduction

This part contains general provisions applicable to ACRE ACRE payments.

B Obtaining FSA-325

FSA-325 shall be completed, according to 1-CM, by individuals or entities requesting payments earned by a producer who has died, disappeared, or been declared incompetent subsequent to applying for program benefits. Payments shall be issued to the individuals or entities requesting payment using the deceased, incompetent, or disappeared producer's ID number.

***--Note:** If CCC-509, CCC-528, and CCC-538 have been filed by the producer, a revised--* form is **not** required when payments are issued under the deceased, incompetent, or disappeared producer's ID number.

C Administrative Offset

ACRE ACRE payments are subject to administrative offsets.

D Bankruptcy

State and County Offices shall contact the OGC Regional Attorney for guidance before issuing ACRE ACRE payments for all bankruptcy cases.

E Assignments

County Offices shall process assignments and joint payments according to 63-FI.

571 General Provisions (Continued)

F Processing Payments

ACRE ACRE payments shall be issued as soon as possible after all of the following conditions are met:

- CCC-509 ACRE election is approved
- CCC-509 enrollment contract is approved
- ***--**CCC-528 is certified and signed by County Office, if applicable
- CCC-538 is certified and signed by County Office, if applicable**--***
- FSA-658 is loaded and approved for both actual and benchmark yield
- State trigger rates have been determined for crop and practice and the State trigger is determined to have been met
- farm trigger has been determined to be met
- producer has provided all required program and eligibility documentation.

G Funds Control Process

ACRE ACRE payments will use the e-Funds accounting process which controls funding allotments by crop year, monitors program spending, and halts program disbursements when the funding allocation has been exhausted.

--**The funding will be maintained at a National level and will **not** be allotted to individual counties.**--

571 General Provisions (Continued)

* * *

H General Payment Policy

See 9-CM, Part 2 for general payment policy for the following:

- eligible ID types and business types
- payment eligibility
- cropland factor
- payment limitation
- joint operations and entities
- general provisions for overpayments.

I Payment Troubleshooting

Exhibit 32 provides a guide for troubleshooting payment problems. Use this guide before submitting problems to the State or National Office.

572 ACRE ACRE Payments

A Eligible Commodities

The following provides the commodities eligible for ACRE ACRE payments.

Crop Name	Crop Name
Barley	Corn
Grain Sorghum	Oats
Canola	Crambe
Flaxseed	Mustard Seed
Rapeseed	Safflower
Sesame Seed	Sunflower Seed
Peanuts	Long Grain Rice
Medium Grain Rice	Soybeans
Upland Cotton	Wheat
Dry Peas	Lentils
Small Chickpeas (Desi Garbanzo Beans)	Large Chickpeas (Kabuli Garbanzo) Beans)

B Components Needed for ACRE Trigger Calculations

The following are components needed to determine whether ACRE triggers are met and the location of that information.

Component	Location of Information	Source
State ACRE Guarantee	ACRE Revenue Yield Maps	Exhibit 25
Actual State Yield	Actual Yield Values	Exhibit 26
Benchmark State Yield	Final ACRE Program Parameters	Exhibit 27
ACRE Price	ACRE Prices Values	Exhibit 28
Benchmark Farm Yield	FSA-658	County Office file
Actual Farm Yield		
Designated Acres of Crop by Practice	*--CCC-528	
Crop Insurance Premium Paid by Producer	CCC-538--*	

572 ACRE ACRE Payments (Continued)

C ACRE Payment Triggers

ACRE payments are issued when the following 2 conditions are met for a commodity, type, and practice.

- ***--**The first condition is when the State trigger (Exhibit 29) is met. The State trigger is**--*** met when the State ACRE Guarantee is greater than the Actual State Revenue. The State ACRE Guarantee is calculated by multiplying 90 percent times Benchmark State Yield times ACRE Guarantee Price. The Actual State Revenue is calculated by multiplying Actual State Yield times ACRE Price.

- The second condition is when the farm trigger is met. The farm trigger is met when the Farm ACRE Guarantee is greater than the Actual Farm Revenue. The Farm ACRE Guarantee is calculated by multiplying Benchmark Farm Yield times ACRE Guarantee Price plus Per Acre Paid Crop Insurance Premium. The Actual Farm Revenue is calculated by multiplying Actual Farm Yield times ACRE Price.

573 Payment Processing

A Computing Payment and Overpayment Amounts

The following describes the high level processing sequence the payment system uses to calculate ACRE ACRE payments for producers.

Step	System Action
1	Determine whether the State trigger condition has been met for the crop and practice. If it has, the system will proceed to step 2 for all farms with that particular crop and practice.
2	Determine whether the farm trigger condition has been met for the crop and practice. The system will proceed to step 3 for all farms with that particular crop and practice.
3	Calculate ACRE/ACRE payment for each crop and practice for all farms identified in step 2.
4	Determine what date the payment will be triggered for processing. Payments are issued at the end of the marketing year for each crop.
5	Determine whether eligibility requirements have been met. **Note:** The payment eligibility provisions that are applicable for ACRE/ACRE payments for 2009 and future years are provided in 9-CM, Exhibit 5.
6	Send the data determined in steps 2 through 5 to the common payment process. **Note:** The common payment process is described in 9-CM, Part 4.
7	All ineligible payments will be indicated on a Common Payment Report as described in 9-CM, Part 5.
8	***--**System will provide the payment amount to NPS or update the overpayment amount to the Pending Overpayment Report.**--***
* * *	* * *

573 Payment Processing (Continued)

B Computing Producer Payments

The ACRE/ACRE farm payment is calculated by multiplying the designated acres of crop and practice times farm productivity index (benchmark farm yield divided by benchmark State yield) times the lesser of (State ACRE guarantee minus actual State revenue) and (State ACRE guarantee times 25 percent) (Exhibit 30).

The following describes the calculation of a producer's payment if the ACRE State trigger and ACRE farm trigger have been met.

Step	System Action	Example
1	Determine designated acres of crop and practice according to *--CCC-528.--*	125.0
2	Determine benchmark farm yield.	170
3	Determine benchmark State yield.	160
4	Calculate farm productivity index by dividing the result of step 2 by the result of step 3.	1.0625
5	Calculate rate by determining the lesser of the following:	$11.70
	• State ACRE guarantee minus actual State revenue	$11.70
	• State ACRE guarantee multiplied by 25 percent.	$149.40
6	Determine producer's share of crop by practice.	.5000
7	Calculate producer's payment by multiplying result of step 1 times result of step 4 times result of step 5 times 6.	$777

Note: This is a chain calculation. No rounding occurs until the result of step 7.

574-577 (Reserved)

*--578 ACRE-ACRE Estimated Calculated Payment Report

A Introduction

The ACRE-ACRE Estimated Calculated Payment Report is a computer-generated report that prints an estimated calculated payment amount for a producer based on data from the ACRE Designation, ACRE Insurance, and ACRE PRS.

B Accessing the ACRE-ACRE Estimated Calculated Payment Report

Access the ACRE-ACRE Estimated Calculated Payment Report through the Common Payment Reports System according to 9-CM.

C ACRE-ACRE Estimated Calculated Payment Report Description

The following information will be displayed and printed on the ACRE-ACRE Estimated Calculated Payment Report.

Field	Description	
Header Information		
County	The county as selected.	
State	The State associated with the selected county.	
Program Year	The year as selected.	
Program Name	ACRE.	
Program Type	ACRE.	
Producer Name and Address	The name and address of the producer.	
Date	The date the ACRE-ACRE Estimated Calculated Payment Report was printed.	
Farm Information		
Farm Number	**IF the report is printed by…**	**THEN the farm number is…**
	farm number	farm number as selected.
	Producer	all farm numbers that are enrolled in ACRE.
Designation Status	The status of designation is as follows: • initiated • enrolled • approved • cancelled.	
Insurance Status	The status of insurance is as follows: • initiated • enrolled • approved • cancelled.	

--*

*--578 ACRE-ACRE Estimated Calculated Payment Report (Continued)

C ACRE-ACRE Estimated Calculated Payment Report Description (Continued)

Field	Description
Crop Information	
Crop	The crop with designated acres in Designation.
Practice	The practice of the crop.
PRS Status	The status of PRS is as follows: • initiated – not calculated • initiated – calculated • approved • cancelled.
Farm Trigger **Note:** If the farm trigger is not met for the farm, footnote number (4) will be displayed.	
ACRE Guarantee Percentage	A set percentage that is used as a multiplier in the calculation of the ACRE guarantee. This will be 100 percent for crop years 2009 through 2012.
Benchmark Farm Yield	The benchmark yield for the crop as calculated in PRS.
ACRE Guarantee Price	For any program year, the simple average of the national average price for the immediately preceding 2 years.
Insurance Premium	The total insurance premium for the crop. **Note:** This is determined by adding together the insurance premiums for the crop as reported by all producers who share in the crop.
Farm ACRE Guarantee	Calculated according to the following: • ACRE guarantee percentage, times • benchmark farm yield, times • ACRE guarantee price, plus • insurance premium.
Farm Revenue Percentage	A set percentage that is used as a multiplier in the calculation of the farm revenue. This will be 100 percent for crop years 2009 through 2012.
Actual Farm Yield	The actual yield for the crop as calculated by PRS.
ACRE Final Price	The higher of either of the following, as determined by CCC, for the covered commodity or peanuts: • the national average price received by producers during the 12-month marketing year of the covered commodity or peanuts • 70 percent of the marketing assistance loan rate for the covered commodity or peanuts under Pub. L. 110-246, Section 1202 or 1307.

--*

***--578 ACRE-ACRE Estimated Calculated Payment Report (Continued)**

C ACRE-ACRE Estimated Calculated Payment Report Description (Continued)

Field	Description
Actual Farm Revenue	Calculated according to the following: • farm revenue percentage, times • actual farm yield, times • ACRE final price.
Payment Calculation **Note:** If the payment rate for the crop is zero, footnote number (5) will be displayed.	
Designated Acres	The designated acres for the crop from ACRE Designation.
Benchmark Farm Yield	The benchmark yield for the crop as calculated by PRS.
State Benchmark Yield	For any program year, the Olympic average of the immediately 5 preceding year's average planted yield by State.
Payment Rate	The calculated payment rate for the crop.
Producer Share	The calculated share for the crop. **Note:** This is calculated according to the following: • total producer acres from the acreage report, divided by • total crop acres from the acreage report.
Producer Payment	Calculated according to the following: • designated acres, times • the result of: • benchmark farm yield, divided by • State benchmark farm yield, times • payment rate, times • producer share.

--*

***--578 ACRE-ACRE Estimated Calculated Payment Report (Continued)**

C ACRE-ACRE Estimated Calculated Payment Report Description (Continued)

Field	Description
	Footnotes
(1) The display/print of the "Farm ACRE Guarantee", "Actual Farm Revenue", and "Producer Share" amounts will be limited to 6 decimal places even though the actual amounts for each of those fields may be more than 6 decimal places.	The report rounds the number of decimal places that can be displayed to 6 decimal places. However, the amount that is actually being used in the calculation may be more than 6 decimal places. As a result, the amount that is displayed in the "Producer Payment" field may not match a "Producer Payment" that is manually calculated according to the provided payment calculations. **Note:** This footnote always displays next to the "Farm ACRE Guarantee", "Actual Farm Revenue", and "Producer Share" fields.
(2) Calculation cannot be completed due to cancelled Designation and/or Insurance.	In situations where the Designation and/or Insurance is in a canceled state, no calculations can be completed; therefore, the only information that will be displayed for the farm is the "Farm Number", "Designation Status", and "Insurance Status". **Note:** If this footnote applies, it will display next to the "Designation Status" and/or "Insurance Status" field.
(3) Calculation cannot be completed due to the Benchmark Farm Yield and/or Actual Farm Yield not being calculated in PRS.	The "Benchmark Farm Yield" and "Actual Farm Yield" are required to calculate the ACRE-ACRE payment. If 1 or both of the yields are not calculated, only the data that is available will be printed and the "Producer Payment" will be calculated as $0.00. **Note:** If this footnote applies, it will display next to the "PRS Status" field.
(4) Actual Farm Revenue is greater than Farm ACRE Guarantee. Farm trigger has not been met.	To determine the farm trigger, the "Farm ACRE Guarantee" is compared to the "Actual Farm Revenue". If the "Actual Farm Revenue" is greater than the "Farm ACRE Guarantee", the farm trigger has not been met. **Note:** If this footnote applies, it will display next to the "Farm Trigger" header.
(5) Payment rate is zero. State trigger has not been met.	The payment rate for the crop is zero; therefore, the State trigger has not been met and the "Producer Payment" will be calculated as $0.00. **Note:** If this footnote applies, it will display next to the "Payment Calculation" header.

--*

*--578 ACRE-ACRE Estimated Calculated Payment Report (Continued)

D ACRE-ACRE Estimated Calculated Payment Report Example

The following is an example of the ACRE-ACRE Estimated Calculated Payment Report.

Coahoma
Mississippi

United States Department of Agriculture
Farm Service Agency

Date: 07/22/2011
Page 1 of 2

ANY PRODUCER
123 MAIN ST
ANYWHERE, ST 99999

2009 Average Crop Revenue Election Program - ACRE
Estimated Calculated Payment Report

Farm Number: 963 | Designation: Approved | Insurance: Approved

Crop: Desi Garbanzo | Practice: All | PRS: Approved

Farm Trigger								
ACRE Guarantee Percentage	Benchmark Farm Yield	ACRE Guarantee Price	Insurance Premium	Farm ACRE Guarantee (1)	Farm Revenue Percentage	Actual Farm Yield	ACRE Final Price	Actual Farm Revenue (1)
100%	877	$0.250000	$5.0	$224.250000	100%	854	$0.205000	$175.070000

Payment Calculation					
Designated Acres	Benchmark Farm Yield	State Benchmark Yield	Payment Rate	Producer Share(1)	Producer Payment
142.400000	877	1,095.000000	$61.31	50.000000%	$3,496

Crop: Crambe | Practice: All | PRS: Approved

Farm Trigger								
ACRE Guarantee Percentage	Benchmark Farm Yield	ACRE Guarantee Price	Insurance Premium	Farm ACRE Guarantee (1)	Farm Revenue Percentage	Actual Farm Yield	ACRE Final Price	Actual Farm Revenue (1)
100%	1,093	$0.219200	$2.5	$242.085600	100%	1,350	$0.280000	$378.000000

Payment Calculation(4)					
Designated Acres	Benchmark Farm Yield	State Benchmark Yield	Payment Rate	Producer Share(1)	Producer Payment
62.500000	1,093	1,380.000000	$30.80	50.000000%	$762

Crop: Soybeans | Practice: All | PRS: Approved

Farm Trigger								
ACRE Guarantee Percentage	Benchmark Farm Yield	ACRE Guarantee Price	Insurance Premium	Farm ACRE Guarantee (1)	Farm Revenue Percentage	Actual Farm Yield	ACRE Final Price	Actual Farm Revenue (1)
100%	41	$10.040000	$30.0	$441.640000	100%	19	$9.550000	$181.450000

Payment Calculation					
Designated Acres	Benchmark Farm Yield	State Benchmark Yield	Payment Rate	Producer Share(1)	Producer Payment
99.100000	41	37.500000	$7.69	42.016800%	$350

Coahoma
Mississippi

United States Department of Agriculture
Farm Service Agency

Date: 07/22/2011
Page 2 of 2

ANY PRODUCER
123 MAIN ST
ANYWHERE, ST 99999

2009 Average Crop Revenue Election Program - ACRE
Estimated Calculated Payment Report

Calculation Explanation:

Farm ACRE Guarantee: ACRE Guarantee Percentage times Benchmark Farm Yield times ACRE Guarantee Price plus Insurance Premium.

Actual Farm Revenue: Farm Revenue Percentage times Actual Farm Yield times ACRE Final Price.

Producer Payment: Designated Acres times Payment Rate times Producer Share times the result of Benchmark Farm Yield divided by State Benchmark Yield.

Footnotes:

(1) The display/print of the "Farm ACRE Guarantee", "Actual Farm Revenue", and "Producer Share" amounts will be limited to 6 decimal places even though the actual amounts for each of those fields may be more than 6 decimal places.

(2) Calculation cannot be completed due to cancelled Designation and/or Insurance.

(3) Calculation cannot be completed due to the Benchmark Farm Yield and/or Actual Farm Yield not being calculated in PRS.

(4) Actual Farm Revenue is greater than Farm ACRE Guarantee. Farm trigger has not been met.

(5) Payment rate is zero. State trigger has not been met.

Disclaimer:

The payment data reflected on this Estimated Calculated Payment Report includes payment amounts based on program eligibility and may vary due to changes in designated acres, crop insurance information, farm yields, producer eligibility, producer or member payment share and payment limitation.

The distribution of this report does not in any way obligate COC to disburse the estimated payment amounts reflected.

--*

Reports, Forms, Abbreviations, and Redelegations of Authority

Reports

None

Forms

This table lists all forms referenced in this handbook.

Number	Title	Display Reference	Reference
AD-1026	Highly Erodible Land Conservation (HELC) and Wetland Conservation (WC) Certification		212, 216, 228
CCC-36	Assignment of Payment		216
CCC-37	Joint Payment Authorization		216
CCC-509	Direct and Counter-Cyclical Program (DCP) Contract and Average Crop Revenue Election (ACRE) Contract		Text, Ex. 2, 3, 6
CCC-509 ACRE	Average Crop Revenue Election (ACRE) Program Irrevocable Election		26, 28, Part 4, 571
CCC-509 Appendix	Appendix to Form CCC-509, 2009-2012 Direct and Counter-Cyclical Program Contract		35, 48, 62, 63, Ex. 2, 3
CCC-528	Designation of Payment Acres for Planted and Considered Planted (P&CP) Crops of Covered Commodities and Peanuts for the Average Crop Revenue Election (ACRE) Program		Part 9, 571, 572, 573
CCC-538	Producer-Paid Crop Insurance Premium		Part 8, 571, 572
CCC-902	Farm Operating Plan		216
CCC-926	Average Adjusted Gross Income (AGI) Statement		216
CCC-957	Cotton Transition Assistance Program (CTAP) Application		216.5
FSA-211	Power of Attorney		28, 31, 32, 168, 169
FSA-321	Finality Rule and Equitable Relief		216.5
FSA-325	Application for Payment of Amounts Due Persons Who Have Died, Disappeared, or Have Been Declared Incompetent		210, 571
FSA-578	Report of Acreage		35, 48, 228, 252, Part 7, Part 8, 433, 434
FSA-658	Record of Production and Yield		Part 7, 571, 572

Reports, Forms, Abbreviations, and Redelegations of Authority (Continued)

Abbreviations Not Listed in 1-CM

The following abbreviations are not listed in 1-CM.

Approved Abbreviations	Term	Reference
CC	counter-cyclical	Text
CIMS	Comprehensive Information Management System	385
eACRE	electronic ACRE	197, 200
eDCP	electronic DCP	61, 62, 67
EIN	employer ID number	30.5
OP	operator	Text, Ex. 2
OT	other producer	28, 30, 34, 70, 166
OW	owner	Text, Ex. 2
PRS	Production Reporting System	Part 7
RLMS	Representative Link Manager System	Text
TBA	to be announced	Ex. 26, 29, 30

Redelegations of Authority

COC may redelegate authority to approve CCC-509's, CCC-509 ACRE,'s and FSA-658's to CED, in routine cases. Redelegation shall be documented in COC minutes.

Definitions of Terms Used in This Handbook

Approved Status

Approved status means CCC-509 with:

- shares equal to 100 percent
- producer signatures for all shares
- an enrollment date entered in the system
- a COC approval date entered in the system.

Base Acres

Base acres means, with respect to:

- a covered commodity on a farm, the number of acres of the crop established by the election of OW's of the farm according to the regulations set forth in 7 CFR Part 1412

- peanuts, the number of acres assigned to a farm by historic peanut producers according to the regulations in 7 CFR Part 1412.

Contract

Contract means CCC-509 and CCC-509 Appendix.

Enrolled Status

Enrolled status means a contract with:

- shares equal to 100 percent
- producer signatures for all shares
- an enrollment date entered in the system
- **no** COC approval date entered in the system.

Definitions of Terms Used in This Handbook (Continued)

Farm

Farm means a tract, or tracts, of land that are considered to be a separate operation with the same OO (owner/operator).

Home County

Home county means administrative county in the web-based environment.

Operator (OP)

OP means an individual, entity, or joint operation in general control of the farming operations on the farm during the current year as determined by COC.

Owner (OW)

OW means individual, entity, or joint operation that has legal ownership of farmland.

Payment Acres

--**Payment acres mean 83.3 or 85 percent, as applicable for the program year, of the base acres**--
on a farm.

Note: These are the acres on which direct payments and CC payments are made.

Producer

Producer means an OW, OP, landlord, tenant, or sharecropper who shares in the risk of producing a crop and is entitled to share in the crop available for marketing from the farm, or would have shared had the crop been produced. A producer includes a grower of hybrid seed.

User

User means county FSA employees with level II eAuthentication access and State Office administrative users, **except** where specifically noted.

Screen Index

The following screens are displayed in this handbook.

Menu or Screen	Screen Name	Reference
	ACRE Reports Screen	354
	Add Crop Screen	337
	Approve/Disapprove Certifications Screen	358
	Cancel Certification Screen	350
	DCP-ACRE Program Login Screen	21
	Delete Production Record Screen	339
	Edit Production Data Screen	339
	Nationwide Customer Service Menu	362
	Production Reporting System - Certification & Approval Screen	349
	Production Reporting System (PRS) Login Screen	321
	Production Reporting System (PRS) Main Menu	322
	Production Reporting System - Select Farm Screen	327
	Production Reporting System - Select Tract Screen	334, 337
	Production Reporting System - Summary Screen	340
	Production Reporting System - Tract Data Screen	335, 338
	Record Production Data Screen	336
	SCIMS Customer Search Screen	24, 164, 326
	Select Crop for FSA-658 Screen	345
	Select Crop for Certification Screen	348
	State and County Selection Screen	325
	USDA eAuthentication Login Screen	21, 61, 161, 197, 321
	USDA eAuthentication Warning Screen	21, 61, 161, 197, 321
ACRE01	ACRE Program Election Login Screen	161
ACRE02	ACRE Program Election Screen	162, 183, 187, 198
ACRE03	ACRE Search by Producer or Farm Screen	163, 171
ACRE04	ACRE Farm Selection Screen	165, 199
ACRE05	ACRE Producer Signatures Screen	166, 200
ACRE06	Average Crop Revenue Election (ACRE) Program Print Screen	201
ACRE07	ACRE Approve Election Screen	168
ACRE08	ACRE CCC Representative Electronic Approval Screen	169
ACRE09	ACRE Cancel Election by Farm Screen	172

Screen Index (Continued)

Menu or Screen	Screen Name	Reference
ACRE11	ACRE State Report Selection Screen	184, 185
ACRE12	ACRE Reports Screen	170
ACRE13	ACRE Producer Reports Screen	202
ACRE14	ACRE State Reports Screen	48, 185
ACRE23	State User ACRE Election Home Page	187
ACRE25	State User Waiving Application Dates State/County	187
ACRE26	ACRE National Selection Screen	171, 186
DCP2009SignUp02	DCP Search by Producer or Farm Screen	23, 36
DCP2009SignUp03	DCP Cancel Contract by Farm Screen	38
DCP2009SignUp05	DCP CCC Representative Electronic Approval Screen	32
DCP2009SignUp07	DCP-ACRE Program Print Screen	69
DCP2009SignUp09	Producer Payment Selection Screen	34, 70
DCP2009SignUp11	Producer Violation(s) Screen	33
DCP2009SignUp12	DCP Select Contract – Farm Search – Farm Selection Screen	25, 64
DCP2009SignUp13	ACRE - Assign Producer Shares/Payment Selections Screen	27
DCP2009SignUp13	DCP - Assigned Producer Shares/Payments Selections Screen	66
DCP2009SignUp14	Select Producer(s) – Contract Details Screen	26, 65
DCP2009SignUp20	DCP Producers Signatures Update Signatures Screen	37
DCP2009SignUp22	DCP Reports Screen	35
DCP2009SignUp23	DCP Producer Reports Screen	71
DCP2010SignUp02	Approve Contracts Screen	31
DCP2010SignUp17	DCP - Consolidated by Crop Screen	29, 68
DCP2010SignUp18	DCP - Consolidated by Producer Screen	28, 67
DCPSignUp06	DCP National Selection Screen	36, 49
DCPSignUp16	DCP-ACRE Program Screen State-County and Year Selection Screen	22, 63
DCPSignUp16	DCP-ACRE Program State User Home Page	46
DCPSignUp24	DCP State Report Selection Screen	47

DCP Direct, DCP CC, and ACRE Direct Troubleshooting Guide

The following table provides a guide for use in troubleshooting problems for DCP direct, DCP CC, and ACRE direct.

Note: This guide is **not** all inclusive.

Issue	System(s)	Reason	Solution	
Message, "(Producer Name) Cannot have a Signature Date After XXXX", is displayed on the Consolidated by Producer Screen or Consolidated by Crop Screen.	DCP-ACRE Contract	The County Office can only enter signature dates into the system if they were received by the enrollment deadline. The enrollment deadline for: • 2009 is August 14, 2009 • 2010 is June 1, 2010 • 2011 is June 1, 2011 •*--2012 is June 1, 2012.--* **Note:** See 1-DCP, subparagraph 445.5 C for late-file enrollment provisions for 2010 and subsequent crop years.	Verify producer signed by signature date deadline.	
			IF the signature date was…	**THEN…**
			received by the enrollment deadline	enter signature date from the DCP or ACRE contract.
			not received by the enrollment deadline	signature, enrollment, and approval date must be entered by the State Office administrative user.
Message, "Failed to send message to the AS400, please try again in 5 minutes. If the problem persists, contact the help desk", is displayed on the Consolidated by Producer Screen or Consolidated by Crop Screen.	DCP-ACRE Contract	There is an internal system error.	Contact the help desk immediately.	
Message, "DCP Connection Error", is displayed on the Search by Producer or Farm Screen.	DCP-ACRE Contract			
System allows shares greater than 100 percent to be loaded.	DCP-ACRE Contract	The system was designed to allow for entry of shares greater than 100 percent. This is necessary in the event of a share dispute.	No action is necessary until the enrollment date is entered. The system will not allow for entry of an enrollment date if shares are greater than 100 percent.	
State Office administrative access has been requested but the user cannot access the "Waive Application" option.	DCP-ACRE Contract	The user has not been granted State Office administrative access.	Follow instructions in paragraph 50 to request State Office administrative access. The requestor will be contacted when access is granted.	

DCP Direct, DCP CC, and ACRE Direct Troubleshooting Guide (Continued)

Issue	System	Reason	Solution
Payment not being processed.	Payments	No producer signature date on CCC-509.	Verify that the producer provided a timely signature and that the signature date has been updated in the CCC-509 system.
		CCC-509 not approved.	Review the following reports (paragraph 35): • All Farms Initiated but not Enrolled • All Farms Enrolled but not Approved • All Canceled Farms.
		Payment for the producer is not at least $1.	Review the Payments Computed to Zero Report. See 9-CM, paragraph 68.
		Insufficient funds.	Review the Insufficient Funds Report in the Common Payment Reports. See 9-CM, paragraph 67.
		Advance selection date was not entered on CCC-509. **Note:** Only applies during the advance payment cycle.	Verify that the advance selection date has been entered for the producer in the CCC-509 system.
Message, "Prior Payments Exceed Current Payments", is displayed on the Pending Overpayment Report.	Payments	CCC-509 is not approved.	Review the following reports (paragraph 35): • All Farms Initiated but not Enrolled • All Farms Enrolled but not Approved • All Canceled Farms.
		CCC-509 information or data used in the payment calculation has changed resulting in a payment amount that is: • zero • less than what has already been issued.	Verify changed data by reviewing: • CCC-509 • Farm Payment Reduction Report.

DCP Direct Payment Rates

A DCP Advance Direct Payment Rates

The following table provides 2009 through 2011 DCP advance direct payment rates.

Crop	Unit of Measure	Final Payment Rate
Barley	bushel	$0.0528
Canola	pound	$0.00176
Corn	bushel	$0.0616
Crambe	pound	$0.00176
Flax	bushel	$0.09856
Mustard	pound	$0.00176
Oats	bushel	$0.00528
Peanuts	pound	$0.00396
Rapeseed	pound	$0.00176
Rice – Long Grain	pound	$0.00517
Rice – Medium Grain	pound	$0.00517
Safflower	pound	$0.00176
Sesame	pound	$0.00176
Sorghum	bushel	$0.077
Soybeans	bushel	$0.0968
Sunflowers	pound	$0.00176
Upland Cotton	pound	$0.014674
Wheat	bushel	$0.1144

B DCP Final Direct Payment Rates

--**The following provides 2009 through 2013 DCP final direct payment rates.**--

Crop	Unit of Measure	Final Payment Rate
Barley	bushel	$0.24
Canola	pound	$0.008
Corn	bushel	$0.28
Crambe	pound	$0.008
Flax	bushel	$0.448
Mustard	pound	$0.008
Oats	bushel	$0.024
Peanuts	pound	$0.018
Rapeseed	pound	$0.008
Rice – Long Grain	pound	$0.0235
Rice – Medium Grain	pound	$0.0235
Safflower	pound	$0.008
Sesame	pound	$0.008
Sorghum	bushel	$0.35
Soybeans	bushel	$0.44
Sunflowers	pound	$0.008
Upland Cotton	pound	$0.0667
Wheat	bushel	$0.52

ACRE Direct Payment Rates

A ACRE Advance Direct Payment Rates

The following table provides 2009 through 2011 ACRE advance direct payment rates.

Crop	Unit of Measure	Final Payment Rate
Barley	bushel	$0.04224
Canola	pound	$0.001408
Corn	bushel	$0.04928
Crambe	pound	$0.001408
Flax	bushel	$0.078848
Mustard	pound	$0.001408
Oats	bushel	$0.004224
Peanuts	pound	$0.003168
Rapeseed	pound	$0.001408
Rice – Long Grain	pound	$0.004136
Rice – Medium Grain	pound	$0.004136
Safflower	pound	$0.001408
Sesame	pound	$0.001408
Sorghum	bushel	$0.0616
Soybeans	bushel	$0.07744
Sunflowers	pound	$0.001408
Upland Cotton	pound	$0.0117392
Wheat	bushel	$0.09152

B ACRE Final Direct Payment Rates

--**The following provides 2009 through 2013 ACRE final direct payment rates. The ACRE final**--
direct payment for each crop is 80 percent of the DCP final direct payment rate.

Crop	Unit of Measure	Final Payment Rate
Barley	bushel	$0.192
Canola	pound	$0.0064
Corn	bushel	$0.224
Crambe	pound	$0.0064
Flax	bushel	$0.3584
Mustard	pound	$0.0064
Oats	bushel	$0.0192
Peanuts	pound	$0.0144
Rapeseed	pound	$0.0064
Rice – Long Grain	pound	$0.0188
Rice – Medium Grain	pound	$0.0188
Safflower	pound	$0.0064
Sesame	pound	$0.0064
Sorghum	bushel	$0.28
Soybeans	bushel	$0.352
Sunflowers	pound	$0.0064
Upland Cotton	pound	$0.05336
Wheat	bushel	$0.416

DCP CC Payment Rates

A 2009 DCP Advance and Final CC Payment Rates

The following provides 2009 DCP advance and final CC payment rates.

Crop	Unit of Measure	Advance Payment Rate	Final Payment Rate
Barley	bushel	$0	$0
Beans - Desi	pound	$0	$0
Beans - Kabuli	pound	$0	$0
Canola	pound	$0	$0
Corn	bushel	$0	$0
Crambe	pound	$0	$0
Dry Peas	pound	$0	$0
Flax	bushel	$0	$0
Lentils	pound	$0	$0
Mustard	pound	$0	$0
Oats	bushel	$0	$0
Peanuts	pound	$0.0046	$0.012500
Rapeseed	pound	$0	$0
Rice – Long Grain	pound	$0	$0
Rice – Medium Grain	pound	$0	$0
Safflower	pound	$0	$0
Sesame	pound	$0	$0
Sorghum	bushel	$0	$0
Soybeans	bushel	$0	$0
Sunflowers	pound	$0	$0
Upland Cotton	pound	$0.0103	$0.016800
Wheat	bushel	$0	$0

--*

DCP CC Payment Rates (Continued)

B 2010 DCP Advance and Final CC Payment Rates

--**The following provides 2010 DCP CC advance and final payment rates.**--

Crop	Unit of Measure	Advance Payment Rate	Final Payment Rate
Barley	bushel	$0	
Beans - Desi	pound	$0	
Beans - Kabuli	pound	$0	
Canola	pound	$0	
Corn	bushel	$0	
Crambe	pound	$0	
Dry Peas	pound	$0	
Flax	bushel	$0	
Lentils	pound	$0	
Mustard	pound	$0	
Oats	bushel	$0	
Peanuts	pound	***--**$0.0026	$0.0045**--***
Rapeseed	pound	$0	
Rice – Long Grain	pound	$0	
Rice – Medium Grain	pound	$0	
Safflower	pound	$0	
Sesame	pound	$0	
Sorghum	bushel	$0	
Soybeans	bushel	$0	
Sunflowers	pound	$0	
Upland Cotton	pound	$0	
Wheat	bushel	$0	

Marketing Year Average Prices and ACRE Guarantee Prices

The following provides the marketing year average prices and the ACRE guarantee price. These prices are used to determine several components of the State and farm triggers.

Crop	Unit of Measure	2009			2010		
		2007 MYA Price	2008 MYA Price	ACRE Guarantee Price	2008 MYA Price	2009 MYA Price	ACRE Guarantee Price
Barley	bu.	$4.35	$3.82	$4.09	$3.82	$2.61	$3.22
Canola	lbs.	$0.183	$0.187	$0.185	$0.187	*--$0.162	$0.1745
Chickpeas, Large	lbs.	$0.30	$0.334	$0.3170	$0.334	$0.291	$0.3125
Chickpeas, Small	lbs.	$0.209	$0.291	$0.25	$0.291	$0.203	$0.247
Corn	bu.	$4.20	$4.06	$4.13	$4.06	$3.55	$3.81
Cotton, Upland	lbs.	$0.593	$0.478	$0.536	$0.478	$0.629	$0.554
Crambe	lbs.	$0.177	$0.2614	$0.2192	$0.2614	$0.368	$0.3147
Flaxseed	bu.	$13.00	$12.70	$12.85	$12.70	$8.15	$10.43
Grain Sorghum	bu.	$4.08	$3.20	$3.64	$3.20	$3.22	$3.21
Lentils	lbs.	$0.26	$0.338	$0.299	$0.338	$0.268	$0.303
Mustard Seed	lbs.	$0.28	$0.438	$0.359	$0.438	$0.304	$0.371
Oats	bu.	$2.63	$3.15	$2.89	$3.15	$2.02	$2.59
Peanuts	lbs.	$0.205	$0.23	$0.218	$0.23	$0.217	$0.224
Peas, Dry	lbs.	$0.131	$0.134	$0.1325	$0.134	$0.0898	$0.1119
Rapeseed	lbs.	$0.177	$0.253	$0.215	$0.253	$0.263	$0.258
Rice, Long Grain	lbs.	$0.124	$0.149	$0.1365	$0.149	$0.129	$0.139
Rice, Med Grain	lbs.	$0.146	$0.248	$0.197	$0.248	$0.184	$0.216
Safflower	lbs.	$0.186	$0.248	$0.217	$0.248	$0.171	$0.2095
Sesame Seed	lbs.	$0.27	$0.32	$0.295	$0.32	$0.28	$0.30
Soybeans	bu.	$10.10	$9.97	$10.04	$9.97	$9.59	$9.78
Sunflower	lbs.	$0.217	$0.218	$0.2175	$0.218	$0.151	$0.1845--*
Wheat	bu.	$6.48	$6.78	$6.63	$6.78	$4.87	$5.83

Marketing Year Average Prices and ACRE Guarantee Prices (Continued)

*--

Crop	Unit of Measure	2011			2012		
		2009 MYA Price	2010 MYA Price	ACRE Guarantee Price	2010 MYA Price	2011 MYA Price	ACRE Guarantee Price
Barley	bu.	$2.61	$3.22	$2.92	$3.22	$4.91	$4.07
Canola	lbs.	$0.162	$0.193	$0.1775	$0.193	$0.240	$0.2165
Chickpeas, Large	lbs.	$0.291	$0.305	$0.298	$0.305	$0.421	$0.363
Chickpeas, Small	lbs.	$0.203	$0.208	$0.2055	$0.208	$0.215	$0.2115
Corn	bu.	$3.55	$5.18	$4.37	$5.18	$6.22	$5.70
Cotton, Upland	lbs.	$0.629	$0.815	$0.722	$0.815	$0.883	$0.849
Crambe	lbs.	$0.368	$0.328	$0.348	$0.328	$0.378	$0.353
Flaxseed	bu.	$8.15	$12.20	$10.18	$12.20	$13.90	$13.05
Grain Sorghum	bu.	$3.22	$5.02	$4.12	$5.02	$5.99	$5.51
Lentils	lbs.	$0.268	$0.257	$0.2625	$0.257	$0.250	$0.2535
Mustard Seed	lbs.	$0.304	$0.259	$0.2815	$0.259	$0.336	$0.2975
Oats	bu.	$2.02	$2.52	$2.27	$2.52	$3.49	$3.01
Peanuts	lbs.	$0.217	$0.225	$0.221	$0.225	$0.318	$0.272
Peas, Dry	lbs.	$0.0898	$0.0977	$0.0938	$0.0977	$0.153	$0.1254
Rapeseed	lbs.	$0.263	$0.234	$0.2485	$0.234	$0.27	$0.252
Rice, Long Grain	lbs.	$0.129	$0.11	$0.1195	$0.11	$0.134	$0.122
Rice, Med Grain	lbs.	$0.184	$0.188	$0.186	$0.188	$0.171	$0.1795
Safflower	lbs.	$0.171	$0.172	$0.1715	$0.172	$0.244	$0.208
Sesame Seed	lbs.	$0.28	$0.306	$0.293	$0.306	$0.350	$0.328
Soybeans	bu.	$9.59	$11.30	$10.45	$11.30	$12.50	$11.90
Sunflower	lbs.	$0.151	$0.233	$0.192	$0.233	$0.291	$0.262
Wheat	bu.	$4.87	$5.70	$5.29	$5.70	$7.24	$6.47

--*

Marketing Year Average Prices and ACRE Guarantee Prices (Continued)

*--

Crop	Unit of Measure	2013		
		2011 MYA Price	2012 MYA Price	ACRE Guarantee Price
Barley	bu.	$4.91	$5.62	$4.28
Canola	lbs.	$0.240	$0.265	$0.2525
Chickpeas, Large	lbs.	$0.421	$0.379	$0.400
Chickpeas, Small	lbs.	$0.215	$0.274	$0.2445
Corn	bu.	$6.22	$6.89	$6.56
Cotton, Upland	lbs.	$0.883	$0.725	$0.804
Crambe	lbs.	$0.378	$0.365	$0.3715
Flaxseed	bu.	$13.90	$13.80	$13.85
Grain Sorghum	bu.	$5.99	$6.33	$6.16
Lentils	lbs.	$0.250	$0.207	$0.2285
Mustard Seed	lbs.	$0.336	$0.358	$0.347
Oats	bu.	$3.49	$3.89	$3.69
Peanuts	lbs.	$0.318	$0.301	$0.310
Peas, Dry	lbs.	$0.153	$0.157	$0.155
Rapeseed	lbs.	$0.27	$0.261	$0.2655
Rice, Long Grain	lbs.	$0.134	$0.145	$0.1395
Rice, Med Grain	lbs.	$0.171	$0.174	$0.1725
Safflower	lbs.	$0.244	$0.275	$0.2595
Sesame Seed	lbs.	$0.350	$0.320	$0.335
Soybeans	bu.	$12.50	$14.40	$13.45
Sunflower	lbs.	$0.291	$0.254	$0.2725
Wheat	bu.	$7.24	$7.77	$7.51

--*

Actual State Yield

The following provides actual State yields. These yields are used to determine several components of the actual State revenue. The "shaded" box indicates no farm in that State reported that crop on an ACRE farm or the yield is TBA.

A Barley

The following provides the actual State yield for barley in bushels.

State	Status	2009	2010	2011	2012	2013
Alabama	All Yield					
Alaska	All Yield	42.0	44.0	36.0	48.0	
Arizona	All Yield	115.0	125.0	125.0	105.0	*--118.0
Arkansas	All Yield					
California	Irrigated	100.0	100.0	120.0	76.0	64.0
	Nonirrigated	38.0	51.0	39.0	25.0	23.0
Colorado	All Yield	134.0	133.0	124.0	120.0	129.0
Connecticut	All Yield					
Delaware	All Yield	70.0	63.0	88.0	84.0	78.0
Florida	All Yield					
Georgia	All Yield					
Idaho	Irrigated	104.0	107.0	108.0	106.0	106.0
	Nonirrigated	62.0	51.0	55.0	46.0	52.0
Illinois	All Yield	65.0			77.0	78.0
Indiana	All Yield	76.0			75.0	82.0
Iowa	All Yield	51.0			46.0	45.0
Kansas	All Yield	46.0	43.0	27.0	57.0	44.0
Kentucky	All Yield	70.0	81.0	84.0	76.0	86.0
Louisiana	All Yield					
Maine	All Yield	55.0	60.0	33.0	60.0	50.0
Maryland	All Yield	70.0	68.0	80.0	82.0	85.0
Massachusetts	All Yield					
Michigan	All Yield	51.0	54.0	47.0	48.0	51.0
Minnesota	All Yield	61.0	62.0	50.0	57.0	69.0
Mississippi	All Yield					
Missouri	All Yield	33.0			56.0	52.0
Montana	Irrigated	91.0	88.0	78.0	83.0	80.0
	Nonirrigated	43.0	49.0	39.0	38.0	43.0
Nebraska	Irrigated	48.0			21.0	43.0
	Nonirrigated	31.0			13.0	35.0--*

Actual State Yield (Continued)

A Barley (Continued)

State	Status	2009	2010	2011	2012	2013
Nevada	All Yield	98.0	106.0	86.0	68.0	
New Hampshire	All Yield					
New Jersey	All Yield	59.0	56.0	56.0	64.0	
New Mexico	All Yield					
New York	All Yield	53.0	55.0	46.0	47.0	*--52.0
North Carolina	All Yield	59.0	63.0	80.0	63.0	57.0
North Dakota	All Yield	70.0	65.0	46.0	61.0	85.0
Ohio	All Yield	77.0	72.0		58.0	65.0
Oklahoma	All Yield	38.0			16.0	39.0
Oregon	Irrigated	88.0	93.0	89.0	96.0	93.0
	Nonirrigated	50.0	63.0	62.0	55.0	51.0
Pennsylvania	All Yield	75.0	75.0	65.0	68.0	68.0
Rhode Island	All Yield					
South Carolina	All Yield					
South Dakota	All Yield	54.0	40.0	29.0	32.0	50.0
Tennessee	All Yield	58.0			68.0	75.0
Texas	*--All Yield--*					3.0
	Irrigated	64.0	106.0		63.0	
	Nonirrigated	23.0	48.0		8.0	
Utah	All Yield	85.0	90.0	83.0	78.0	79.0
Vermont	All Yield	36.0			37.0	35.0
Virginia	All Yield	74.0	67.0	88.0	82.0	81.0
Washington	All Yield	64.0	72.0	74.0	72.0	72.0
West Virginia	All Yield					
Wisconsin	All Yield	59.0	48.0	46.0	43.0	48.0
Wyoming	All Yield	105.0	98.0	96.0	87.0	87.0--*

Actual State Yield (Continued)

B Canola

The following provides the actual State yield for canola in pounds.

State	Status	2009	2010	2011	2012	2013
Alabama	All Yield					
Alaska	All Yield					
Arizona	All Yield					
Arkansas	All Yield					
California	All Yield					
Colorado	All Yield	1130.0	1360.0	1450.0	1910.0	
Connecticut	All Yield					
Delaware	All Yield					
Florida	All Yield					
Georgia	All Yield					
Idaho	All Yield	1640.0	1700.0	2040.0	1750.0	*--1810.0
Illinois	All Yield			2230.0	1090.0	1760.0
Indiana	All Yield					
Iowa	All Yield			1640.0		
Kansas	All Yield	1610.0	1480.0	1420.0	1480.0	
Kentucky	All Yield	510.0		530.0	490.0	550.0
Louisiana	All Yield					
Maine	All Yield					
Maryland	All Yield					
Massachusetts	All Yield					
Michigan	All Yield		1750.0	1580.0		
Minnesota	All Yield	1630.0	1500.0	1350.0	1420.0	1890.0
Mississippi	All Yield					
Missouri	All Yield	1460.0				
	Irrigated			2060.0	2020.0	
	Nonirrigated			1360.0	920.0	
Montana	Irrigated	2150.0		2130.0	2200.0	1910.0
	Nonirrigated	1220.0		1050.0	1380.0	1030.0--*
Nebraska	Irrigated					
	Nonirrigated					

Actual State Yield (Continued)

B Canola (Continued)

State	Status	2009	2010	2011	2012	2013
Nevada	All Yield					
New Hampshire	All Yield					
New Jersey	All Yield					
New Mexico	All Yield					
New York	All Yield					
North Carolina	All Yield					
North Dakota	All Yield	1830.0	1710.0	1480.0	1400.0	*--1810.0
Ohio	All Yield					
Oklahoma	All Yield	1150.0	1490.0	850.0	1150.0	1020.0
Oregon	All Yield	2290.0				
	Irrigated			3310.0	2620.0	
	Nonirrigated			2430.0	1810.0	
Pennsylvania	All Yield	1960.0		2110.0	2240.0	
Rhode Island	All Yield					
South Carolina	All Yield					
South Dakota	All Yield	1340.0		830.0	940.0	1550.0
Tennessee	All Yield					
Texas	All Yield			450.0	1020.0	1140.0
Utah	All Yield					
Vermont	All Yield					
Virginia	All Yield					
Washington	Irrigated	1980.0		2360.0	2250.0	
	Nonirrigated	1180.0		1480.0	1500.0	
West Virginia	All Yield					
Wisconsin	All Yield	1120.0		1130.0	1110.0	1110.0--*
Wyoming	All Yield	1860.0				

Actual State Yield (Continued)

C Chickpeas, Large

The following provides the actual State yield for large chickpeas in pounds.

State	Status	2009	2010	2011	2012	2013
Alabama	All Yield					
Alaska	All Yield					
Arizona	All Yield					
Arkansas	All Yield					
California	All Yield	1970.0	2420.0	2720.0	2130.0	*--2260.0
Colorado	All Yield					
Connecticut	All Yield					
Delaware	All Yield					
Florida	All Yield					
Georgia	All Yield					
Idaho	All Yield	1270.0	1220.0	1400.0	1470.0	1430.0
Illinois	All Yield					
Indiana	All Yield					
Iowa	All Yield					
Kansas	All Yield					
Kentucky	All Yield					
Louisiana	All Yield					
Maine	All Yield					
Maryland	All Yield					
Massachusetts	All Yield					
Michigan	All Yield					
Minnesota	All Yield					
Mississippi	All Yield					
Missouri	All Yield					
Montana	All Yield	500.0	540.0	410.0	410.0	1730.0--*
Nebraska	All Yield		890.0	590.0		
	Irrigated					
	Nonirrigated					

Actual State Yield (Continued)

C Chickpeas, Large (Continued)

State	Status	2009	2010	2011	2012	2013
Nevada	All Yield					
New Hampshire	All Yield					
New Jersey	All Yield					
New Mexico	All Yield					
New York	All Yield					
North Carolina	All Yield					
North Dakota	All Yield	1450.0	1550.0	1060.0	1330.0	*--1840.0
Ohio	All Yield					
Oklahoma	All Yield					
Oregon	All Yield			1710.0	1770.0	
	Irrigated					
	Nonirrigated					
Pennsylvania	All Yield					
Rhode Island	All Yield					
South Carolina	All Yield					
South Dakota	All Yield	1300.0	1110.0	740.0	840.0	1700.0
Tennessee	All Yield					
Texas	All Yield					
Utah	All Yield					
Vermont	All Yield					
Virginia	All Yield					
Washington	All Yield	1610.0	1100.0	1700.0	1630.0	1590.0--*
West Virginia	All Yield					
Wisconsin	All Yield					
Wyoming	All Yield					

Actual State Yield (Continued)

D Chickpeas, Small

The following provides the actual State yield for small chickpeas in pounds.

State	Status	2009	2010	2011	2012	2013
Alabama	All Yield					
Alaska	All Yield					
Arizona	All Yield					
Arkansas	All Yield					
California	All Yield			2550.0	2240.0	*--2240.0
Colorado	All Yield					
Connecticut	All Yield					
Delaware	All Yield					
Florida	All Yield					
Georgia	All Yield					
Idaho	All Yield	1300.0	1290.0	1740.0	1850.0	1520.0
Illinois	All Yield					
Indiana	All Yield					
Iowa	All Yield					
Kansas	All Yield					
Kentucky	All Yield					
Louisiana	All Yield					
Maine	All Yield					
Maryland	All Yield					
Massachusetts	All Yield					
Michigan	All Yield					
Minnesota	All Yield					
Mississippi	All Yield					
Missouri	All Yield					
Montana	All Yield	840.0	1000.0	820.0	540.0	1890.0--*
Nebraska	All Yield					

Actual State Yield (Continued)

D Chickpeas, Small (Continued)

State	Status	2009	2010	2011	2012	2013
Nevada	All Yield					
New Hampshire	All Yield					
New Jersey	All Yield					
New Mexico	All Yield					
New York	All Yield					
North Carolina	All Yield					
North Dakota	All Yield	1480.0	1650.0	970.0	1200.0	***--**1750.0
Ohio	All Yield					
Oklahoma	All Yield					
Oregon	All Yield					
Pennsylvania	All Yield					
Rhode Island	All Yield					
South Carolina	All Yield					
South Dakota	All Yield				1590.0	1590.0**--***
Tennessee	All Yield					
Texas	All Yield					
Utah	All Yield					
Vermont	All Yield					
Virginia	All Yield					
Washington	All Yield	1330.0	1380.0	1500.0	1800.0	
West Virginia	All Yield					
Wisconsin	All Yield					
Wyoming	All Yield					

Actual State Yield (Continued)

E Corn

The following provides the actual State yield for corn in bushels.

State	Status	2009	2010	2011	2012	2013
Alabama	All Yield	107.0	116.0	108.0	97.0	*--147.0
Alaska	All Yield					
Arizona	All Yield	175.0	210.0	180.0	195.0	180.0
Arkansas	All Yield		149.0	133.0	177.0	186.0
	Irrigated	154.0				
	Nonirrigated	89.0				
California	All Yield	180.0	195.0	185.0	185.0	195.0
Colorado	Irrigated	188.0	199.0	177.0	172.0	176.0
	Nonirrigated	67.0	74.0	49.0	10.0	26.0
Connecticut	All Yield	123.0	163.0	126.0	159.0	151.0
Delaware	Irrigated	181.0		194.0	206.0	189.0
	Nonirrigated	127.0		88.0	83.0	149.0
Florida	Irrigated					
	Nonirrigated					
Georgia	Irrigated					
	Nonirrigated					
Idaho	All Yield	180.0	180.0	185.0	190.0	180.0
Illinois	All Yield	173.0	157.0	156.0	103.0	177.0
Indiana	All Yield	171.0	156.0	145.0	98.0	176.0
Iowa	All Yield	182.0	165.0	171.0	133.0	161.0
Kansas	Irrigated	204.0	188.0	150.0	164.0	185.0
	Nonirrigated	122.0	92.0	66.0	40.0	81.0
Kentucky	All Yield	164.0	121.0	138.0	66.0	169.0
Louisiana	Irrigated	158.0		149.0	181.0	177.0
	Nonirrigated	123.0		111.0	156.0	159.0
Maine	All Yield	99.0	143.0	139.0	127.0	139.0
Maryland	All Yield	145.0	106.0	106.0	120.0	157.0
Massachusetts	All Yield	119.0	159.0	143.0	150.0	143.0
Michigan	All Yield	148.0	150.0	152.0	129.0	150.0
Minnesota	All Yield	174.0	177.0	155.0	163.0	152.0
Mississippi	All Yield	122.0	135.0	120.0	163.0	173.0
Missouri	All Yield	152.0	120.0	109.0	71.0	133.0
Montana	All Yield	152.0	135.0	122.0	109.0	113.0
Nebraska	Irrigated	197.0	185.0	178.0	188.0	195.0
	Nonirrigated	149.0	137.0	131.0	49.0	124.0--*

Actual State Yield (Continued)

E Corn (Continued)

State	Status	2009	2010	2011	2012	2013
Nevada	All Yield	191.0	199.0	199.0	206.0	***--**191.0
New Hampshire	All Yield	143.0	163.0	163.0	158.0	158.0
New Jersey	All Yield	143.0	114.0	121.0	115.0	137.0
New Mexico	All Yield	185.0	180.0	150.0	160.0	173.0
New York	All Yield	134.0	150.0	131.0	132.0	135.0
North Carolina	All Yield	117.0	91.0	82.0	116.0	142.0
North Dakota	All Yield	115.0	132.0	104.0	121.0	107.0
Ohio	All Yield	174.0	163.0	157.0	120.0	176.0
Oklahoma	Irrigated	151.0	209.0	85.0	165.0	188.0
	Nonirrigated	70.0	97.0	19.0	46.0	66.0
Oregon	All Yield	215.0	200.0	215.0	210.0	190.0
Pennsylvania	All Yield	143.0	128.0	100.0	128.0	144.0
Rhode Island	All Yield	99.0	167.0	127.0	159.0	163.0
South Carolina	All Yield	111.0	91.0	63.0	121.0	130.0
South Dakota	All Yield	151.0	135.0	131.0	91.0	135.0
Tennessee	All Yield	141.0	113.0	128.0	83.0	155.0
Texas	Irrigated	196.0	201.0	111.0	170.0	190.0
	Nonirrigated	47.0	87.0	33.0	82.0	78.0
Utah	All Yield	155.0	172.0	164.0	167.0	170.0
Vermont	All Yield	135.0	147.0	119.0	150.0	116.0
Virginia	All Yield	131.0	67.0	109.0	97.0	152.0
Washington	All Yield	215.0	205.0	225.0	215.0	215.0
West Virginia	All Yield	125.0	90.0	104.0	126.0	145.0
Wisconsin	All Yield	153.0	162.0	154.0	110.0	127.0
Wyoming	All Yield	140.0	121.0	126.0	125.0	116.0**--***

Actual State Yield (Continued)

F Cotton

The following provides the actual State yield for cotton in pounds.

State	Status	2009	2010	2011	2012	2013
Alabama	All Yield	678.0	678.0	741.0	947.0	*--730.0
Alaska	All Yield					
Arizona	All Yield	1457.0	1452.0	1536.0	1488.0	1440.0
Arkansas	All Yield	766.0	1039.0	911.0	1065.0	1130.0
California	All Yield	1690.0	1626.0	1424.0	1639.0	1626.0
Colorado	All Yield					
Connecticut	All Yield					
Delaware	All Yield					
Florida	All Yield	615.0	783.0	649.0	889.0	733.0
Georgia	Irrigated					
	Nonirrigated					
Idaho	All Yield					
Illinois	All Yield					
Indiana	All Yield					
Iowa	All Yield					
Kansas	Irrigated	1026.0		753.0	885.0	764.0
	Nonirrigated	499.0		186.0	285.0	633.0
Kentucky	All Yield					
Louisiana	Irrigated	751.0		939.0		1284.0
	Nonirrigated	721.0		804.0		804.0
Maine	All Yield					
Maryland	All Yield					
Massachusetts	All Yield					
Michigan	All Yield					
Minnesota	All Yield					
Mississippi	Irrigated	769.0		1038.0	1145.0	1359.0
	Nonirrigated	574.0		817.0	905.0	1074.0--*
Missouri	Irrigated					
	Nonirrigated					
Montana	All Yield					
Nebraska	All Yield					

Actual State Yield (Continued)

F Cotton (Continued)

State	Status	2009	2010	2011	2012	2013
Nevada	All Yield					
New Hampshire	All Yield					
New Jersey	All Yield					
New Mexico	All Yield	787.0	1072.0	988.0	939.0	*--923.0
New York	All Yield					
North Carolina	All Yield	973.0	847.0	626.0	985.0	810.0
North Dakota	All Yield					
Ohio	All Yield					
Oklahoma	Irrigated	1232.0	1097.0	85.0	333.0	764.0
	Nonirrigated	367.0	503.0	21.0	87.0	488.0
Oregon	All Yield					
Pennsylvania	All Yield					
Rhode Island	All Yield					
South Carolina	All Yield	835.0	867.0	768.0	915.0	670.0
South Dakota	All Yield					
Tennessee	All Yield	800.0	837.0	805.0	922.0	812.0
Texas	Irrigated	869.0	983.0	475.0	713.0	745.0
	Nonirrigated	213.0	499.0	99.0	193.0	179.0
Utah	All Yield					
Vermont	All Yield					
Virginia	All Yield	975.0	677.0	683.0	1116.0	948.0--*
Washington	All Yield					
West Virginia	All Yield					
Wisconsin	All Yield					
Wyoming	All Yield					

Actual State Yield (Continued)

G Crambe

The following provides the actual State yield for crambe in pounds.

State	Status	2009	2010	2011	2012	*--2013--*
Alabama	All Yield					
Alaska	All Yield					
Arizona	All Yield					
Arkansas	All Yield					
California	All Yield					
Colorado	All Yield					
Connecticut	All Yield					
Delaware	All Yield					
Florida	All Yield					
Georgia	All Yield					
Idaho	All Yield					
Illinois	All Yield					
Indiana	All Yield					
Iowa	All Yield					
Kansas	All Yield					
Kentucky	All Yield					
Louisiana	All Yield					
Maine	All Yield					
Maryland	All Yield					
Massachusetts	All Yield					
Michigan	All Yield					
Minnesota	All Yield					
Mississippi	All Yield					
Missouri	All Yield					
Montana	All Yield	1380.0				
Nebraska	All Yield					

Actual State Yield (Continued)

G Crambe (Continued)

State	Status	2009	2010	2011	2012	*--2013--*
Nevada	All Yield					
New Hampshire	All Yield					
New Jersey	All Yield					
New Mexico	All Yield					
New York	All Yield					
North Carolina	All Yield					
North Dakota	All Yield	1390.0				
Ohio	All Yield					
Oklahoma	All Yield					
Oregon	All Yield					
Pennsylvania	All Yield					
Rhode Island	All Yield					
South Carolina	All Yield					
South Dakota	All Yield					
Tennessee	All Yield					
Texas	All Yield					
Utah	All Yield					
Vermont	All Yield					
Virginia	All Yield					
Washington	All Yield					
West Virginia	All Yield					
Wisconsin	All Yield					
Wyoming	All Yield					

Actual State Yield (Continued)

H Flaxseed

The following provides the actual State yield for flaxseed in bushels.

State	Status	2009	2010	2011	2012	2013
Alabama	All Yield					
Alaska	All Yield					
Arizona	All Yield					
Arkansas	All Yield					
California	All Yield					
Colorado	All Yield					
Connecticut	All Yield					
Delaware	All Yield					
Florida	All Yield					
Georgia	All Yield					
Idaho	All Yield				17.5	***--**18.0
Illinois	All Yield					
Indiana	All Yield					
Iowa	All Yield					
Kansas	All Yield					
Kentucky	All Yield					
Louisiana	All Yield					
Maine	All Yield					
Maryland	All Yield					
Massachusetts	All Yield					
Michigan	All Yield					
Minnesota	All Yield	21.0	14.0	15.0	16.0	19.0
Mississippi	All Yield					
Missouri	All Yield					
Montana	All Yield	14.5	17.0	12.0	6.5	12.0**--***
Nebraska	All Yield			13.0		

Actual State Yield (Continued)

H Flaxseed (Continued)

State	Status	2009	2010	2011	2012	2013
Nevada	All Yield					
New Hampshire	All Yield					
New Jersey	All Yield					
New Mexico	All Yield					
New York	All Yield					
North Carolina	All Yield					
North Dakota	All Yield	24.0	22.0	16.0	17.5	*--20.0
Ohio	All Yield					
Oklahoma	All Yield					
Oregon	Irrigated					
	Nonirrigated					
Pennsylvania	All Yield					
Rhode Island	All Yield					
South Carolina	All Yield					
South Dakota	All Yield	21.0	17.5	14.0	15.0	17.0--*
Tennessee	All Yield					
Texas	All Yield					
Utah	All Yield					
Vermont	All Yield					
Virginia	All Yield					
Washington	All Yield					
West Virginia	All Yield					
Wisconsin	All Yield					
Wyoming	All Yield					

Actual State Yield (Continued)

I Grain Sorghum

The following provides the actual State yield for grain sorghum in bushels.

State	Status	2009	2010	2011	2012	2013
Alabama	All Yield	61.0	40.0	51.0	70.0	
Alaska	All Yield					
Arizona	All Yield	83.0	120.0	100.0	115.0	*--75.0
Arkansas	All Yield					
	*--Irrigated					89.0
	Nonirrigated--*					77.0
California	All Yield	88.0	127.0	106.0	122.0	
Colorado	All Yield	45.0	47.0	24.0	13.0	17.0
Connecticut	All Yield					
Delaware	All Yield	35.0		41.0	65.0	66.0
Florida	Irrigated					
	Nonirrigated					
Georgia	All Yield					47.0
Idaho	All Yield	83.0		98.0		
Illinois	All Yield	82.0	96.0	90.0	59.0	92.0
Indiana	All Yield	86.0		84.0	42.0	92.0
Iowa	All Yield	103.0		91.0	81.0	83.0
Kansas	All Yield	88.0	76.0	46.0	34.0	56.0
Kentucky	All Yield	109.0	80.0	91.0	44.0	
Louisiana	All Yield	82.0	94.0	84.0	100.0	105.0
Maine	All Yield					
Maryland	All Yield				63.0	
Massachusetts	All Yield					
Michigan	All Yield	55.0		46.0		
Minnesota	All Yield	52.0			54.0	49.0
Mississippi	All Yield	69.0	65.0	73.0	83.0	94.0
Missouri	All Yield	86.0	78.0	71.0	56.0	81.0
Montana	Irrigated					
	Nonirrigated					
Nebraska	All Yield	93.0	90.0	93.0	53.0	62.0--*

Actual State Yield (Continued)

I Grain Sorghum (Continued)

State	Status	2009	2010	2011	2012	2013
Nevada	All Yield					
New Hampshire	All Yield					
New Jersey	All Yield					
New Mexico	Irrigated	92.0	100.0	27.0	19.0	*--50.0
	Nonirrigated	27.0	27.0	1.3	3.0	16.0
New York	All Yield				26.0	
North Carolina	All Yield	84.0	65.0	59.0	83.0	
North Dakota	All Yield	49.0		45.0	57.0	40.0
Ohio	All Yield			95.0	73.0	73.0
Oklahoma	All Yield	56.0	52.0	7.0	20.0	52.0
Oregon	All Yield					
Pennsylvania	All Yield	43.0	42.0	33.0	44.0	
Rhode Island	All Yield					
South Carolina	All Yield	79.0	65.0	45.0	86.0	
South Dakota	All Yield	60.0	61.0	58.0	38.0	79.0
Tennessee	All Yield	109.0	87.0	99.0	64.0	
Texas	All Yield	43.0	69.0	38.0	51.0	47.0
Utah	All Yield					
Vermont	All Yield			43.0		
Virginia	All Yield	58.0		50.0	68.0	53.0
Washington	All Yield					
West Virginia	All Yield					
Wisconsin	All Yield	63.0		63.0	56.0	50.0--*
Wyoming	All Yield				27.0	

Actual State Yield (Continued)

J Lentils

The following provides the actual State yield for lentils in pounds.

State	Status	2009	2010	2011	2012	2013
Alabama	All Yield					
Alaska	All Yield					
Arizona	All Yield					
Arkansas	All Yield					
California	All Yield					
Colorado	All Yield					
Connecticut	All Yield					
Delaware	All Yield					
Florida	All Yield					
Georgia	All Yield					
Idaho	All Yield	1230.0	930.0	1250.0	1160.0	*--1260.0
Illinois	All Yield					
Indiana	All Yield					
Iowa	All Yield					
Kansas	All Yield					
Kentucky	All Yield					
Louisiana	All Yield					
Maine	All Yield					
Maryland	All Yield					
Massachusetts	All Yield					
Michigan	All Yield					
Minnesota	All Yield					
Mississippi	All Yield					
Missouri	All Yield					
Montana	All Yield	1310.0	1290.0	1050.0	1050.0	1380.0--*
Nebraska	All Yield					

Actual State Yield (Continued)

J Lentils (Continued)

State	Status	2009	2010	2011	2012	2013
Nevada	All Yield					
New Hampshire	All Yield					
New Jersey	All Yield					
New Mexico	All Yield					
New York	All Yield					
North Carolina	All Yield					
North Dakota	All Yield	1550.0	1480.0	1030.0	1210.0	*--1370.0
Ohio	All Yield					
Oklahoma	All Yield					
Oregon	All Yield					
Pennsylvania	All Yield					
Rhode Island	All Yield					
South Carolina	All Yield					
South Dakota	All Yield			670.0	780.0	1250.0
Tennessee	All Yield					
Texas	All Yield					
Utah	All Yield					
Vermont	All Yield					
Virginia	All Yield					
Washington	All Yield	1400.0	1100.0	1400.0	1300.0	1500.0--*
West Virginia	All Yield					
Wisconsin	All Yield					
Wyoming	All Yield					

Actual State Yield (Continued)

K Mustard

The following provides the actual State yield for mustard in pounds.

State	Status	2009	2010	2011	2012	2013
Alabama	All Yield					
Alaska	All Yield					
Arizona	All Yield					
Arkansas	All Yield					
California	All Yield					
Colorado	Irrigated					
	Nonirrigated					
Connecticut	All Yield					
Delaware	All Yield					
Florida	All Yield					
Georgia	All Yield					
Idaho	All Yield	1000.0	980.0	780.0		
	Irrigated				1000.0	*--2240.0
	Nonirrigated				540.0	470.0
Illinois	All Yield					
Indiana	All Yield					
Iowa	All Yield					
Kansas	All Yield					
Kentucky	All Yield					
Louisiana	All Yield					
Maine	All Yield					
Maryland	All Yield					
Massachusetts	All Yield					
Michigan	All Yield					
Minnesota	All Yield					
Mississippi	All Yield					
Missouri	All Yield					
Montana	All Yield	900.0	780.0	460.0	480.0	620.0--*
Nebraska	All Yield					

Actual State Yield (Continued)

K Mustard (Continued)

State	Status	2009	2010	2011	2012	2013
Nevada	All Yield					
New Hampshire	All Yield					
New Jersey	All Yield					
New Mexico	All Yield					
New York	All Yield					
North Carolina	All Yield					
North Dakota	All Yield	920.0	820.0	560.0	610.0	*--930.0
Ohio	All Yield					
Oklahoma	All Yield					
Oregon	All Yield				890.0	900.0--*
	Irrigated	1480.0		1620.0		
	Nonirrigated	940.0		1130.0		
Pennsylvania	All Yield					
Rhode Island	All Yield					
South Carolina	All Yield					
South Dakota	All Yield					
Tennessee	All Yield					
Texas	All Yield					
Utah	All Yield					
Vermont	All Yield					
Virginia	All Yield					
Washington	All Yield	1170.0	1200.0	1130.0		
	Irrigated				1420.0	
	Nonirrigated				710.0	
West Virginia	All Yield					
Wisconsin	All Yield					
Wyoming	All Yield					

Actual State Yield (Continued)

L Oats

The following provides the actual State yield for oats in bushels.

State	Status	2009	2010	2011	2012	2013
Alabama	All Yield	50.0	45.0	60.0	55.0	*--60.0
Alaska	All Yield	41.0	60.0	80.0	64.0	38.0
Arizona	All Yield					
Arkansas	All Yield		76.0	88.0	80.0	72.0
California	All Yield	105.0	95.0	98.0	79.0	80.0
Colorado	All Yield				64.0	61.0
	Irrigated	93.0	73.0	78.0		
	Nonirrigated	23.0	47.0	27.0		
Connecticut	All Yield					
Delaware	All Yield	50.0				
Florida	All Yield					
Georgia	All Yield	56.0	54.0	62.0	53.0	60.0
Idaho	Irrigated	94.0	94.0	93.0	65.0	99.0
	Nonirrigated	43.0	71.0	56.0	64.0	50.0
Illinois	All Yield	65.0	65.0	68.0	76.0	69.0
Indiana	All Yield	69.0	66.0	61.0	70.0	71.0
Iowa	All Yield	65.0	62.0	65.0	64.0	66.0
Kansas	All Yield	53.0	50.0	37.0	31.0	37.0
Kentucky	All Yield	43.0			50.0	63.0
Louisiana	All Yield					94.0
Maine	All Yield	65.0	65.0	43.0	65.0	63.0
Maryland	All Yield				74.0	75.0
Massachusetts	All Yield	71.0				
Michigan	All Yield	63.0	68.0	63.0	60.0	62.0
Minnesota	All Yield	71.0	69.0	53.0	61.0	57.0
Mississippi	All Yield	47.0				
Missouri	All Yield	55.0	45.0	49.0	52.0	53.0
Montana	Irrigated	79.0	99.0	126.0	64.0	74.0
	Nonirrigated	38.0	47.0	39.0	33.0	38.0
Nebraska	All Yield	68.0	68.0	62.0	50.0	58.0--*

Actual State Yield (Continued)

L Oats (Continued)

State	Status	2009	2010	2011	2012	2013
Nevada	All Yield					
New Hampshire	All Yield					
New Jersey	All Yield					
New Mexico	All Yield					
New York	All Yield	77.0	67.0	50.0	65.0	*--67.0
North Carolina	All Yield	70.0	59.0	80.0	75.0	69.0
North Dakota	All Yield	68.0	61.0	48.0	56.0	60.0
Ohio	All Yield	75.0	70.0	54.0	56.0	63.0
Oklahoma	All Yield	34.0	33.0	37.0	45.0	35.0
Oregon	Irrigated	133.0	110.0	107.0	112.0	101.0
	Nonirrigated	87.0	88.0	97.0	91.0	99.0
Pennsylvania	All Yield	61.0	59.0	46.0	61.0	62.0
Rhode Island	All Yield					
South Carolina	All Yield	55.0	47.0	60.0	54.0	56.0
South Dakota	All Yield	73.0	72.0	57.0	55.0	72.0
Tennessee	All Yield	51.0			65.0	73.0
Texas	All Yield	45.0	51.0	26.0	48.0	39.0
Utah	All Yield	81.0	74.0	81.0	76.0	62.0
Vermont	All Yield	56.0				
Virginia	All Yield	54.0	44.0	65.0	75.0	70.0
Washington	All Yield			59.0	82.0	62.0
	Irrigated	122.0	104.0			72.0
	Nonirrigated	65.0	82.0			
West Virginia	All Yield	47.0				
Wisconsin	All Yield	68.0	58.0	62.0	60.0	65.0
Wyoming	Irrigated	75.0	79.0	71.0	44.0	69.0
	Nonirrigated	48.0	33.0	37.0	20.0	23.0--*

Actual State Yield (Continued)

M Peanuts

The following provides the actual State yield for peanuts in pounds.

State	Status	2009	2010	2011	2012	2013
Alabama	All Yield	3040.0	2530.0	2930.0	3980.0	*--3500.0
Alaska	All Yield					
Arizona	All Yield					
Arkansas	All Yield					
California	All Yield					
Colorado	All Yield					
Connecticut	All Yield					
Delaware	All Yield					
Florida	Irrigated					
	Nonirrigated					
Georgia	Irrigated					
	Nonirrigated					
Idaho	All Yield					
Illinois	All Yield					
Indiana	All Yield					
Iowa	All Yield					
Kansas	All Yield					
Kentucky	All Yield					
Louisiana	All Yield					
Maine	All Yield					
Maryland	All Yield					
Massachusetts	All Yield					
Michigan	All Yield					
Minnesota	All Yield					
Mississippi	All Yield	2570.0	3320.0	3730.0	4150.0	3400.0--*
Missouri	All Yield					
Montana	All Yield					
Nebraska	All Yield					

Actual State Yield (Continued)

M Peanuts (Continued)

State	Status	2009	2010	2011	2012	2013
Nevada	All Yield					
New Hampshire	All Yield					
New Jersey	All Yield					
New Mexico	All Yield	3100.0	3200.0	2700.0	3200.0	*--3300.0
New York	All Yield					
North Carolina	All Yield	3640.0	2770.0	3560.0	4060.0	3850.0
North Dakota	All Yield					
Ohio	All Yield					
Oklahoma	All Yield	3060.0	3050.0	2480.0	3480.0	3480.0
Oregon	All Yield					
Pennsylvania	All Yield					
Rhode Island	All Yield					
South Carolina	All Yield	2980.0	3250.0	3030.0	3700.0	3370.0
South Dakota	All Yield					
Tennessee	All Yield					
Texas	All Yield	3290.0	3560.0	2220.0	3380.0	3610.0
Utah	All Yield					
Vermont	All Yield					
Virginia	All Yield	3700.0	1800.0	3800.0	4200.0	4000.0--*
Washington	All Yield					
West Virginia	All Yield					
Wisconsin	All Yield					
Wyoming	All Yield					

Actual State Yield (Continued)

N Peas, Dry

The following provides the actual State yield for dry peas in pounds.

State	Status	2009	2010	2011	2012	2013
Alabama	All Yield					
Alaska	All Yield					
Arizona	All Yield					
Arkansas	All Yield					
California	All Yield					
Colorado	All Yield				500.0	*--1061.0
Connecticut	All Yield					
Delaware	All Yield					
Florida	All Yield					
Georgia	All Yield					
Idaho	All Yield	1850.0	1550.0	1610.0	1700.0	2050.0
Illinois	All Yield	1230.0				1310.0
Indiana	All Yield					
Iowa	All Yield			1280.0	1140.0	
Kansas	All Yield			670.0	480.0	407.0
Kentucky	All Yield					
Louisiana	All Yield					
Maine	All Yield					
Maryland	All Yield					
Massachusetts	All Yield					
Michigan	All Yield	1280.0		1230.0	1330.0	
Minnesota	All Yield	1860.0		1340.0	1540.0	1390.0
Mississippi	All Yield					
Missouri	All Yield					
Montana	All Yield	1250.0	1880.0	1360.0	1370.0	1610.0
Nebraska	All Yield	1330.0		1490.0	610.0	872.0--*

Actual State Yield (Continued)

N Peas, Dry (Continued)

State	Status	2009	2010	2011	2012	2013
Nevada	All Yield					
New Hampshire	All Yield					
New Jersey	All Yield					
New Mexico	All Yield					
New York	All Yield					
North Carolina	All Yield					
North Dakota	All Yield	2350.0	1890.0	1360.0	1910.0	*--1950.0
Ohio	All Yield					
Oklahoma	All Yield	1330.0		720.0	940.0	720.0
Oregon	Irrigated	2600.0		2860.0	3250.0	1200.0
	Nonirrigated	1480.0		1990.0	1860.0	1580.0
Pennsylvania	All Yield					
Rhode Island	All Yield					
South Carolina	All Yield					
South Dakota	All Yield	1780.0		1680.0	1670.0	1790.0
Tennessee	All Yield	460.0				
Texas	All Yield	920.0		500.0		
Utah	All Yield					
Vermont	All Yield					
Virginia	All Yield					
Washington	All Yield	2000.0	1900.0	2100.0	2000.0	2270.0--*
West Virginia	All Yield					
Wisconsin	All Yield			1450.0		
Wyoming	All Yield			850.0		

Actual State Yield (Continued)

O Rapeseed

The following provides the actual State yield for rapeseed in pounds.

State	Status	2009	2010	2011	2012	2013
Alabama	All Yield					
Alaska	All Yield					
Arizona	All Yield					
Arkansas	All Yield					
California	All Yield					
Colorado	All Yield					
Connecticut	All Yield					
Delaware	All Yield					
Florida	All Yield					
Georgia	All Yield					
Idaho	All Yield		1880.0	1830.0	2050.0	*--2050.0
Illinois	All Yield					
Indiana	All Yield					
Iowa	All Yield					
Kansas	All Yield					
Kentucky	All Yield					
Louisiana	All Yield					
Maine	All Yield					
Maryland	All Yield					
Massachusetts	All Yield					
Michigan	All Yield	1670.0				
Minnesota	All Yield					
Mississippi	All Yield					
Missouri	All Yield					
Montana	All Yield				1580.0	1580.0--*
Nebraska	All Yield					

Actual State Yield (Continued)

O Rapeseed (Continued)

State	Status	2009	2010	2011	2012	2013
Nevada	All Yield					
New Hampshire	All Yield					
New Jersey	All Yield					
New Mexico	All Yield					
New York	All Yield					
North Carolina	All Yield					*--190.0
North Dakota	All Yield			1360.0	2250.0	2250.0--*
Ohio	All Yield					
Oklahoma	All Yield					
Oregon	All Yield		1800.0	1200.0		
Pennsylvania	All Yield					
Rhode Island	All Yield					
South Carolina	All Yield					
South Dakota	All Yield					
Tennessee	All Yield					
Texas	All Yield			80.0		
Utah	All Yield					
Vermont	All Yield					
Virginia	All Yield					
Washington	All Yield			2500.0		
West Virginia	All Yield					
Wisconsin	All Yield					
Wyoming	All Yield					

Actual State Yield (Continued)

P Rice, Long Grain

The following provides the actual State yield for long grain rice in pounds.

State	Status	2009	2010	2011	2012	2013
Alabama	All Yield					
Alaska	All Yield					
Arizona	All Yield					
Arkansas	All Yield	6680.0	6440.0	6540.0	7460.0	***--**7520.0
California	All Yield	6600.0	5200.0	5500.0	5000.0	5700.0
Colorado	All Yield					
Connecticut	All Yield					
Delaware	All Yield					
Florida	All Yield					
Georgia	All Yield					
Idaho	All Yield					
Illinois	All Yield					
Indiana	All Yield					
Iowa	All Yield					
Kansas	All Yield					
Kentucky	All Yield					
Louisiana	All Yield	6240.0	6050.0	6220.0	6350.0	7260.0
Maine	All Yield					
Maryland	All Yield					
Massachusetts	All Yield					
Michigan	All Yield					
Minnesota	All Yield					
Mississippi	All Yield	6650.0	6810.0	6760.0	7140.0	7340.0
Missouri	All Yield	6640.0	6410.0	5790.0	6880.0	6900.0**--***
Montana	All Yield					
Nebraska	All Yield					

Actual State Yield (Continued)

P Rice, Long Grain (Continued)

State	Status	2009	2010	2011	2012	2013
Nevada	All Yield					
New Hampshire	All Yield					
New Jersey	All Yield					
New Mexico	All Yield					
New York	All Yield					
North Carolina	All Yield					
North Dakota	All Yield					
Ohio	All Yield					
Oklahoma	All Yield					
Oregon	All Yield					
Pennsylvania	All Yield					
Rhode Island	All Yield					
South Carolina	All Yield					
South Dakota	All Yield					
Tennessee	All Yield					
Texas	All Yield	7720.0	7160.0	7120.0	8340.0	*--7750.0--*
Utah	All Yield					
Vermont	All Yield					
Virginia	All Yield					
Washington	All Yield					
West Virginia	All Yield					
Wisconsin	All Yield					
Wyoming	All Yield					

Actual State Yield (Continued)

Q Rice, Medium Grain

The following provides the actual State yield for medium grain rice in pounds.

State	Status	2009	2010	2011	2012	2013
Alabama	All Yield					
Alaska	All Yield					
Arizona	All Yield					
Arkansas	All Yield	6970.0	6610.0	6480.0	7210.0	***--**7490.0
California	All Yield	8540.0	7970.0	8310.0	8070.0	8430.0
Colorado	All Yield					
Connecticut	All Yield					
Delaware	All Yield					
Florida	All Yield					
Georgia	All Yield					
Idaho	All Yield					
Illinois	All Yield					
Indiana	All Yield					
Iowa	All Yield					
Kansas	All Yield					
Kentucky	All Yield					
Louisiana	All Yield	6010.0	5950.0	6500.0	6340.0	6370.0
Maine	All Yield					
Maryland	All Yield					
Massachusetts	All Yield					
Michigan	All Yield					
Minnesota	All Yield					
Mississippi	All Yield					
Missouri	All Yield	6800.0	7770.0	6300.0	6550.0	7100.0**--***
Montana	All Yield					
Nebraska	All Yield					

Actual State Yield (Continued)

Q Rice, Medium Grain (Continued)

State	Status	2009	2010	2011	2012	2013
Nevada	All Yield					
New Hampshire	All Yield					
New Jersey	All Yield					
New Mexico	All Yield					
New York	All Yield					
North Carolina	All Yield					
North Dakota	All Yield					
Ohio	All Yield					
Oklahoma	All Yield					
Oregon	All Yield					
Pennsylvania	All Yield					
Rhode Island	All Yield					
South Carolina	All Yield					
South Dakota	All Yield					
Tennessee	All Yield					
Texas	All Yield	7600.0	5500.0	7000.0	7100.0	*--4900.0--*
Utah	All Yield					
Vermont	All Yield					
Virginia	All Yield					
Washington	All Yield					
West Virginia	All Yield					
Wisconsin	All Yield					
Wyoming	All Yield					

Actual State Yield (Continued)

R Safflower

The following provides the actual State yield for safflower in pounds.

State	Status	2009	2010	2011	2012	2013
Alabama	All Yield					
Alaska	All Yield					
Arizona	All Yield					
Arkansas	All Yield					
California	All Yield	2410.0	2230.0	1870.0	2080.0	*--1980.0
Colorado	All Yield		510.0	470.0	230.0	120.0
Connecticut	All Yield					
Delaware	All Yield					
Florida	All Yield					
Georgia	All Yield					
Idaho	All Yield	1020.0	740.0	900.0	520.0	780.0
Illinois	All Yield	640.0				
Indiana	All Yield					
Iowa	All Yield					
Kansas	All Yield					
Kentucky	All Yield					
Louisiana	All Yield					
Maine	All Yield					
Maryland	All Yield					
Massachusetts	All Yield					
Michigan	All Yield					
Minnesota	All Yield					
Mississippi	All Yield					
Missouri	All Yield					
Montana	All Yield	760.0	820.0	840.0	690.0	1090.0--*
Nebraska	All Yield				421.0	

Actual State Yield (Continued)

R Safflower (continued)

State	Status	2009	2010	2011	2012	2013
Nevada	All Yield					
New Hampshire	All Yield					
New Jersey	All Yield					
New Mexico	All Yield					
New York	All Yield					
North Carolina	All Yield					
North Dakota	All Yield		820.0	820.0	1180.0	*--1160.0
Ohio	All Yield					
Oklahoma	All Yield	530.0		460.0	470.0	440.0
Oregon	All Yield				870.0	
	Irrigated	1170.0				
	Nonirrigated	740.0				
Pennsylvania	All Yield					
Rhode Island	All Yield					
South Carolina	All Yield					
South Dakota	All Yield	950.0	1040.0	1080.0	580.0	1000.0
Tennessee	All Yield					
Texas	All Yield	440.0				500.0
Utah	All Yield	900.0	720.0	850.0	330.0	550.0--*
Vermont	All Yield					
Virginia	All Yield					
Washington	All Yield				1290.0	
West Virginia	All Yield					
Wisconsin	All Yield					
Wyoming	All Yield					

Actual State Yield (Continued)

S Sesame Seed

The following provides the actual State yield for sesame seed in pounds.

State	Status	2009	2010	2011	2012	*--2013--*
Alabama	All Yield					
Alaska	All Yield					
Arizona	All Yield					
Arkansas	All Yield					
California	All Yield					
Colorado	All Yield					
Connecticut	All Yield					
Delaware	All Yield					
Florida	All Yield					
Georgia	All Yield					
Idaho	All Yield					
Illinois	All Yield					
Indiana	All Yield					
Iowa	All Yield					
Kansas	All Yield	530.0				
Kentucky	All Yield					
Louisiana	All Yield					
Maine	All Yield					
Maryland	All Yield					
Massachusetts	All Yield					
Michigan	All Yield					
Minnesota	All Yield					
Mississippi	All Yield					
Missouri	All Yield					
Montana	All Yield					
Nebraska	All Yield					

Actual State Yield (Continued)

S Sesame Seed (continued)

State	Status	2009	2010	2011	2012	2013
Nevada	All Yield					
New Hampshire	All Yield					
New Jersey	All Yield					
New Mexico	All Yield					
New York	All Yield					
North Carolina	All Yield					
North Dakota	All Yield					
Ohio	All Yield					
Oklahoma	All Yield	530.0	550.0	200.0	160.0	*--520.0
Oregon	All Yield					
Pennsylvania	All Yield					
Rhode Island	All Yield					
South Carolina	All Yield					
South Dakota	All Yield					
Tennessee	All Yield					
Texas	All Yield			370.0	490.0	380.0--*
	Irrigated	850.0				
	Nonirrigated	460.0				
Utah	All Yield					
Vermont	All Yield					
Virginia	All Yield					
Washington	All Yield					
West Virginia	All Yield					
Wisconsin	All Yield					
Wyoming	All Yield					

Actual State Yield (Continued)

T Soybeans

The following provides the actual State yield for soybeans in bushels.

State	Status	2009	2010	2011	2012	2013
Alabama	All Yield	39.0	25.5	32.5	44.5	*--42.0
Alaska	All Yield					
Arizona	All Yield					
Arkansas	Irrigated	37.5	39.5	41.5	47.5	46.0
	Nonirrigated	31.0	21.5	22.0	23.0	29.0
California	All Yield			27.0		
Colorado	All Yield	45.0		39.0	49.5	47.0
Connecticut	All Yield					
Delaware	All Yield	41.5	31.5	38.5	42.0	39.5
Florida	All Yield	35.0	27.5	24.0	37.0	38.5
Georgia	All Yield	33.5	25.0	19.0	36.0	
Idaho	All Yield			20.0		
Illinois	All Yield	46.0	51.0	47.0	42.5	49.0
Indiana	All Yield	49.0	48.5	45.0	43.5	51.0
Iowa	All Yield	50.5	50.5	50.0	44.5	44.0
Kansas	All Yield	43.5	32.0	25.5	21.0	35.5
Kentucky	All Yield	47.5	34.0	38.5	39.5	49.0
Louisiana	All Yield	36.0	40.5	33.5	45.5	47.5
Maine	All Yield	32.0		21.0	37.0	31.5
Maryland	All Yield	41.0	33.5	38.0	46.5	38.5
Massachusetts	All Yield			31.5	32.5	32.5
Michigan	All Yield	40.0	43.5	44.0	43.0	44.0
Minnesota	All Yield	39.5	44.5	38.0	42.5	40.5
Mississippi	All Yield	35.5	38.0	38.5	44.5	44.5
Missouri	All Yield	43.0	41.0	35.5	28.5	35.0
Montana	All Yield	38.0			16.5	
	*--Irrigated					23.5
	Nonirrigated--*					12.0
Nebraska	Irrigated	60.0	59.0	59.0	60.5	60.5
	Nonirrigated	49.0	46.0	47.0	24.5	46.0--*

Actual State Yield (Continued)

T Soybeans (Continued)

State	Status	2009	2010	2011	2012	2013
Nevada	All Yield					
New Hampshire	All Yield					
New Jersey	All Yield	41.0	23.5	36.0	38.0	***--**38.0
New Mexico	All Yield					
New York	All Yield	43.0	48.0	42.5	45.5	47.5
North Carolina	All Yield	33.0	25.5	29.5	39.0	32.0
North Dakota	All Yield	30.0	34.0	28.0	34.0	30.0
Ohio	All Yield	49.0	48.0	47.5	45.0	49.0
Oklahoma	All Yield	30.0	24.0	8.0	9.5	29.0
Oregon	All Yield	27.0		29.0		
Pennsylvania	All Yield	45.5	41.5	43.0	47.0	48.5
Rhode Island	All Yield					
South Carolina	All Yield	23.5	22.5	24.5	33.0	27.0
South Dakota	All Yield	41.5	37.5	36.5	29.5	40.0
Tennessee	All Yield	44.0	30.0	31.0	37.0	45.0
Texas	All Yield	22.0	27.0	10.5	23.0	22.5
Utah	All Yield					
Vermont	All Yield	39.0		30.5	40.5	42.5
Virginia	All Yield	36.5	25.0	38.5	41.5	37.5
Washington	All Yield			47.0	48.5	
	Irrigated	31.5				
	Nonirrigated	27.5				
West Virginia	All Yield	39.0	28.5	41.0	46.5	44.0
Wisconsin	All Yield	40.0	50.0	45.5	41.5	37.5**--***
Wyoming	All Yield					

Actual State Yield (Continued)

U Sunflowers

The following provides the actual State yield for sunflowers in pounds.

State	Status	2009	2010	2011	2012	2013
Alabama	All Yield					
Alaska	All Yield					
Arizona	All Yield					
Arkansas	All Yield					
California	All Yield	1214.0	1191.0	1007.0	1282.0	*--1285.0
Colorado	All Yield	1341.0	1272.0	970.0	641.0	704.0
Connecticut	All Yield					
Delaware	All Yield	1266.0				
Florida	Irrigated					
	Nonirrigated					
Georgia	All Yield					
Idaho	All Yield					
Illinois	All Yield	1222.0		1249.0	1179.0	1458.0
Indiana	All Yield	1413.0		1321.0	1207.0	1518.0
Iowa	All Yield					
Kansas	Irrigated	1501.0		1170.0	1617.0	2050.0
	Nonirrigated	1443.0		1094.0	708.0	785.0
Kentucky	All Yield	1457.0		1265.0	1371.0	1512.0
Louisiana	All Yield					1123.0
Maine	All Yield					
Maryland	All Yield					1112.0
Massachusetts	All Yield					
Michigan	All Yield	2081.0		1386.0	1393.0	
Minnesota	All Yield	1220.0	1327.0	1153.0	1702.0	1610.0
Mississippi	All Yield			690.0		
Missouri	All Yield	809.0		777.0	559.0	938.0
Montana	All Yield			1142.0	932.0	1024.0
Nebraska	Irrigated	1510.0		1758.0	1554.0	1313.0
	Nonirrigated	1057.0		1208.0	517.0	673.0--*

Actual State Yield (Continued)

U Sunflowers (Continued)

State	Status	2009	2010	2011	2012	2013
Nevada	All Yield					
New Hampshire	All Yield					
New Jersey	All Yield					
New Mexico	All Yield					
New York	All Yield	1371.0		1253.0	1294.0	*--1320.0
North Carolina	All Yield					
North Dakota	All Yield	1488.0	1418.0	1321.0	1698.0	1219.0
Ohio	All Yield	1291.0		1234.0	1186.0	1305.0
Oklahoma	Irrigated	1504.0		1376.0	1246.0	1388.0
	Nonirrigated	448.0		323.0	336.0	629.0
Oregon	All Yield					
Pennsylvania	All Yield				1524.0	
Rhode Island	All Yield					
South Carolina	All Yield					
South Dakota	All Yield	1762.0	1515.0	1602.0	1382.0	1477.0
Tennessee	All Yield	1170.0		876.0	1129.0	
Texas	Irrigated	2130.0		848.0	1016.0	1668.0
	Nonirrigated	580.0		711.0	1249.0	792.0
Utah	All Yield			1619.0	215.0	
Vermont	All Yield					
Virginia	All Yield					
Washington	All Yield				1637.0	
West Virginia	All Yield					
Wisconsin	All Yield	1136.0		1230.0	1023.0	1023.0--*
Wyoming	All Yield					
	Irrigated				1669.0	
	Nonirrigated				124.0	

Actual State Yield (Continued)

V Wheat

The following provides the actual State yield for wheat in bushels.

State	Status	2009	2010	2011	2012	2013
Alabama	All Yield	54.7	54.5	72.8	58.6	*--68.2
Alaska	All Yield					
Arizona	All Yield	99.4	112.2	98.7	93.6	99.3
Arkansas	All Yield	43.3	50.2	55.8	53.7	61.0
California	All Yield	87.0	86.7	89.1	78.2	70.6
Colorado	All Yield	39.8	44.9	35.8	33.3	19.3
Connecticut	All Yield					
Delaware	All Yield	61.8	57.0	68.9		
	*--Irrigated				83.5	73.0
	Nonirrigated--*				70.8	65.7
Florida	All Yield	43.0	40.0	44.9	39.0	56.7
Georgia	All Yield	41.8	40.0	54.6	48.5	58.3
Idaho	Irrigated	103.1	103.0	105.0	104.0	109.1
	Nonirrigated	57.1	56.6	54.7	56.0	55.2
Illinois	All Yield	55.4	51.5	59.8	62.8	66.5
Indiana	All Yield	66.8	59.5	60.4	65.9	72.3
Iowa	All Yield	44.2	45.6	43.3	46.8	50.5
Kansas	All Yield	41.7	44.8	32.5	41.6	34.1
Kentucky	All Yield	56.9	65.5	68.3	61.4	74.7
Louisiana	All Yield	54.7	47.2	61.8	48.2	56.7
Maine	All Yield	45.3				41.2
Maryland	All Yield	59.8	58.9	65.8	67.9	66.7
Massachusetts	All Yield		53.8			
Michigan	All Yield	68.4	69.7	74.7	75.5	74.3
Minnesota	All Yield	52.8	54.7	46.1	56.9	56.6
Mississippi	All Yield	49.7	40.8	62.8	56.1	57.4
Missouri	All Yield	46.2	39.9	47.7	56.5	55.3
Montana	All Yield	32.8	41.1	34.7	34.2	37.7
Nebraska	All Yield	47.3	42.2	43.1	40.2	28.5--*

Actual State Yield (Continued)

V Wheat (Continued)

State	Status	2009	2010	2011	2012	2013
Nevada	All Yield	97.8	105.8	86.1	68.2	***--**64.1
New Hampshire	All Yield					
New Jersey	All Yield	51.0	48.8	48.9	56.0	53.9
New Mexico	Irrigated	53.3	54.2	33.6	43.9	10.2
	Nonirrigated	11.6	22.7	1.2	1.2	3.7
New York	All Yield	64.9	66.9	56.0	62.8	67.9
North Carolina	All Yield	48.3	34.8	67.6	56.8	55.8
North Dakota	All Yield	44.8	43.0	30.1	43.6	45.0
Ohio	All Yield	71.5	60.6	57.6	65.5	69.1
Oklahoma	All Yield	21.9	31.0	18.3	35.1	24.0
Oregon	All Yield	55.6	67.0	75.9	65.4	62.0
Pennsylvania	All Yield	55.9	58.9	50.7	64.9	67.7
Rhode Island	All Yield					
South Carolina	All Yield	47.0	35.7	59.9	52.9	52.1
South Dakota	All Yield	41.1	44.9	36.6	43.8	30.9
Tennessee	All Yield	50.8	51.9	67.1	62.2	70.6
Texas	All Yield	19.1	33.6	14.4	23.7	13.8
Utah	Irrigated	94.7	94.9	86.6	92.3	84.8
	Nonirrigated	32.3	25.5	23.2	19.6	13.1
Vermont	All Yield		46.1	39.0	49.1	49.1
Virginia	All Yield	57.7	50.4	70.5	64.8	60.6
Washington	All Yield	54.9	64.6	71.5	67.2	66.8
West Virginia	All Yield	50.0	54.0	59.0	65.0	52.0
Wisconsin	All Yield	65.1	63.7	63.8	74.7	52.8
Wyoming	All Yield	37.3	31.9	31.3	23.1	19.4**--***

Benchmark State Yield

The following provides benchmark State yields. These yields are used to determine several components of the State ACRE guarantee.

A Barley

The following provides the benchmark State yield for barley in bushels.

State	Status	2009	2010	2011	2012	2013
Alabama	All Yield	47.0	46.0	43.0		
Alaska	All Yield	38.0	40.0	40.0	40.0	*--41.0
Arizona	All Yield	113.0	113.0	117.0	120.0	120.0
Arkansas	All Yield	54.0				
California	Irrigated	90.0	95.0	95.0	98.0	98.0
	Nonirrigated	36.0	35.0	36.0	34.0	34.0
Colorado	All Yield	121.0	123.0	124.0	126.0	126.0
Connecticut	All Yield	37.0				
Delaware	All Yield	80.0	79.0	76.0	76.0	78.0
Florida	All Yield					
Georgia	All Yield	60.0	59.0	54.0		
Idaho	Irrigated	103.0	102.0	104.0	106.0	107.0
	Nonirrigated	47.0	47.0	47.0	49.0	51.0
Illinois	All Yield	71.0	69.0	68.0	68.0	69.0
Indiana	All Yield	75.0	73.0	72.0	71.0	73.0
Iowa	All Yield	48.0	49.0	49.0	47.0	44.0
Kansas	All Yield	35.0	41.0	42.0	42.0	42.0
Kentucky	All Yield	82.0	80.0	79.0	78.0	80.0
Louisiana	All Yield					
Maine	All Yield	58.0	57.0	57.0	57.0	57.0
Maryland	All Yield	86.0	85.0	80.0	77.0	77.0
Massachusetts	All Yield	38.0				
Michigan	All Yield	49.0	49.0	50.0	50.0	49.0
Minnesota	All Yield	60.0	58.0	61.0	59.0	60.0
Mississippi	All Yield					
Missouri	All Yield	36.0	43.0	44.0	44.0	44.0
Montana	Irrigated	83.0	83.0	85.0	85.0	85.0
	Nonirrigated	39.0	38.0	38.0	40.0	40.0
Nebraska	Irrigated	68.0	70.0	73.0	73.0	68.0
	Nonirrigated	31.0	30.0	33.0	32.0	32.0--*

Benchmark State Yield (Continued)

A Barley (Continued)

State	Status	2009	2010	2011	2012	2013
Nevada	All Yield	97.0	96.0	99.0	96.0	*--94.0
New Hampshire	All Yield	37.0				
New Jersey	All Yield	67.0	66.0	61.0	61.0	60.0
New Mexico	All Yield	126.0	128.0	129.0		131.0
New York	All Yield	51.0	51.0	53.0	51.0	51.0
North Carolina	All Yield	71.0	69.0	64.0	64.0	66.0
North Dakota	All Yield	55.0	55.0	59.0	59.0	61.0
Ohio	All Yield	59.0	67.0	71.0	67.0	67.0
Oklahoma	All Yield	34.0	40.0	41.0	41.0	41.0
Oregon	Irrigated	87.0	83.0	89.0	90.0	90.0
	Nonirrigated	39.0	39.0	45.0	49.0	56.0
Pennsylvania	All Yield	73.0	74.0	75.0	74.0	73.0
Rhode Island	All Yield					
South Carolina	All Yield	62.0	60.0	56.0		
South Dakota	All Yield	43.0	43.0	40.0	40.0	38.0
Tennessee	All Yield	66.0	64.0	60.0	60.0	62.0
Texas	*--All Yield--*					54.0
	Irrigated	74.0	77.0	81.0	83.0	
	Nonirrigated	34.0	34.0	34.0	38.0	
Utah	All Yield	81.0	82.0	84.0	84.0	84.0
Vermont	All Yield	37.0	37.0	39.0	37.0	37.0
Virginia	All Yield	79.0	79.0	74.0	76.0	80.0
Washington	All Yield	61.0	62.0	63.0	66.0	69.0
West Virginia	All Yield	72.0	72.0	68.0		
Wisconsin	All Yield	54.0	55.0	55.0	53.0	49.0
Wyoming	All Yield	91.0	90.0	92.0	95.0	95.0--*

Benchmark State Yield (Continued)

B Canola

The following provides the benchmark State yield for canola in pounds.

State	Status	2009	2010	2011	2012	2013
Alabama	All Yield	1370.0	1800.0			
Alaska	All Yield	1570.0	1630.0			
Arizona	All Yield	1090.0	1430.0			
Arkansas	All Yield	710.0	930.0			
California	All Yield	1220.0	1410.0			
Colorado	All Yield	1300.0	1170.0	1240.0	1240.0	*--1340.0
Connecticut	All Yield					
Delaware	All Yield					
Florida	All Yield	710.0				
Georgia	All Yield	1250.0	1630.0			
Idaho	All Yield	1430.0	1490.0	1510.0	1550.0	1700.0
Illinois	All Yield	1430.0	1560.0		1650.0	1700.0
Indiana	All Yield	1430.0				
Iowa	All Yield	1430.0	1560.0	1660.0	1650.0	
Kansas	All Yield	760.0	820.0	1120.0	1390.0	1460.0
Kentucky	All Yield	430.0	470.0	500.0	500.0	510.0
Louisiana	All Yield					
Maine	All Yield	1590.0	1740.0			
Maryland	All Yield	1430.0				
Massachusetts	All Yield					
Michigan	All Yield	1400.0	1530.0	1620.0	1610.0	
Minnesota	All Yield	1300.0	1350.0	1440.0	1460.0	1480.0
Mississippi	All Yield	710.0				
Missouri	All Yield	1430.0	1560.0			
	Irrigated	1620.0		1910.0	1840.0	
	Nonirrigated	1170.0		1500.0	1460.0	
Montana	Irrigated	1620.0	1610.0	1720.0	1750.0	1920.0
	Nonirrigated	1170.0	1240.0	1390.0	1470.0	1470.0--*
Nebraska	Irrigated	1410.0	1190.0	1240.0		
	Nonirrigated	1040.0	870.0	950.0		

Benchmark State Yield (Continued)

B Canola (Continued)

State	Status	2009	2010	2011	2012	2013
Nevada	All Yield	710.0				
New Hampshire	All Yield					
New Jersey	All Yield					
New Mexico	All Yield	710.0				
New York	All Yield	1450.0	1580.0			
North Carolina	All Yield	710.0	930.0			
North Dakota	All Yield	1400.0	1400.0	1500.0	1540.0	*--1540.0
Ohio	All Yield	1380.0				
Oklahoma	All Yield	710.0	930.0	1000.0	1040.0	1140.0
Oregon	All Yield	1220.0				
	Irrigated		1520.0	1890.0	2230.0	2710.0
	Nonirrigated		110.0	1530.0	1840.0	1910.0
Pennsylvania	All Yield	1720.0	1880.0	1990.0	1980.0	
Rhode Island	All Yield					
South Carolina	All Yield	860.0	1120.0			
South Dakota	All Yield	1070.0	1070.0	1150.0	1180.0	1180.0
Tennessee	All Yield	430.0	470.0			
Texas	All Yield	710.0	930.0		1040.0	1140.0
Utah	All Yield	1560.0				
Vermont	All Yield	1450.0				
Virginia	All Yield	1720.0	1880.0			
Washington	Irrigated	1860.0	1870.0	1860.0	1880.0	1910.0
	Nonirrigated	1350.0	1430.0	1430.0	1460.0	1450.0--*
West Virginia	All Yield					
Wisconsin	All Yield	1050.0	1090.0	1170.0	1180.0	
Wyoming	All Yield	1380.0	1170.0	1240.0		

Benchmark State Yield (Continued)

C Large Chickpeas

The following provides the benchmark State yield for large chickpeas in pounds.

State	Status	2009	2010	2011	2012	2013
Alabama	All Yield					
Alaska	All Yield					
Arizona	All Yield	1820.0	1840.0	1840.0		
Arkansas	All Yield					
California	All Yield	1820.0	1840.0	1840.0	2060.0	*--2170.0
Colorado	All Yield	960.0	940.0	1000.0		
Connecticut	All Yield					
Delaware	All Yield					
Florida	All Yield					
Georgia	All Yield					
Idaho	All Yield	1110.0	1110.0	1160.0	1230.0	1300.0
Illinois	All Yield					
Indiana	All Yield					
Iowa	All Yield					
Kansas	All Yield					
Kentucky	All Yield					
Louisiana	All Yield					
Maine	All Yield					
Maryland	All Yield					
Massachusetts	All Yield					
Michigan	All Yield					
Minnesota	All Yield					
Mississippi	All Yield					
Missouri	All Yield					
Montana	All Yield	790.0	660.0	640.0	480.0	620.0--*
Nebraska	All Yield		860.0	920.0	850.0	
	Irrigated	1180.0				
	Nonirrigated	740.0				

Benchmark State Yield (Continued)

C Large Chickpeas (Continued)

State	Status	2009	2010	2011	2012	2013
Nevada	All Yield					
New Hampshire	All Yield					
New Jersey	All Yield					
New Mexico	All Yield					
New York	All Yield					
North Carolina	All Yield					
North Dakota	All Yield	1420.0	1450.0	1470.0	1470.0	*--1410.0
Ohio	All Yield					
Oklahoma	All Yield					
Oregon	All Yield			1460.0	1460.0	
	Irrigated	1930.0	1970.0			1880.0
	Nonirrigated	1210.0	1240.0			1180.0
Pennsylvania	All Yield					
Rhode Island	All Yield					
South Carolina	All Yield					
South Dakota	All Yield	1050.0	1060.0	1060.0	1060.0	1110.0
Tennessee	All Yield					
Texas	All Yield					
Utah	All Yield					
Vermont	All Yield					
Virginia	All Yield					
Washington	All Yield	1250.0	1380.0	1380.0	1470.0	1580.0--*
West Virginia	All Yield					
Wisconsin	All Yield					
Wyoming	All Yield	650.0				

Benchmark State Yield (Continued)

D Small Chickpeas

The following provides the benchmark State yield for small chickpeas in pounds.

State	Status	2009	2010	2011	2012	2013
Alabama	All Yield					
Alaska	All Yield					
Arizona	All Yield					
Arkansas	All Yield					
California	All Yield	1390.0	1300.0	1300.0	1350.0	***--**1400.0
Colorado	All Yield	1350.0				
Connecticut	All Yield					
Delaware	All Yield					
Florida	All Yield					
Georgia	All Yield					
Idaho	All Yield	1120.0	1120.0	1150.0	1210.0	1440.0
Illinois	All Yield					
Indiana	All Yield					
Iowa	All Yield					
Kansas	All Yield					
Kentucky	All Yield					
Louisiana	All Yield					
Maine	All Yield					
Maryland	All Yield					
Massachusetts	All Yield					
Michigan	All Yield					
Minnesota	All Yield					
Mississippi	All Yield					
Missouri	All Yield					
Montana	All Yield	1090.0	930.0	910.0	910.0	950.0**--***
Nebraska	All Yield					

Benchmark State Yield (Continued)

D Small Chickpeas (Continued)

State	Status	2009	2010	2011	2012	2013
Nevada	All Yield					
New Hampshire	All Yield					
New Jersey	All Yield					
New Mexico	All Yield					
New York	All Yield					
North Carolina	All Yield					
North Dakota	All Yield	1090.0	1320.0	1290.0	1290.0	***--**1230.0
Ohio	All Yield					
Oklahoma	All Yield					
Oregon	All Yield					
Pennsylvania	All Yield					
Rhode Island	All Yield					
South Carolina	All Yield					
South Dakota	All Yield	1090.0			1290.0	1230.0
Tennessee	All Yield					
Texas	All Yield					
Utah	All Yield					
Vermont	All Yield					
Virginia	All Yield					
Washington	All Yield	1390.0	1300.0	1300.0	1350.0	1400.0**--***
West Virginia	All Yield					
Wisconsin	All Yield					
Wyoming	All Yield					

Benchmark State Yield (Continued)

E Corn

The following provides the benchmark State yield for corn in bushels.

State	Status	2009	2010	2011	2012	2013
Alabama	All Yield	100.0	96.0	96.0	106.0	*--106.0
Alaska	All Yield					
Arizona	All Yield	178.0	177.0	177.0	180.0	183.0
Arkansas	All Yield		148.0	150.0	149.0	149.0
	Irrigated	164.0				
	Nonirrigated	97.0				
California	All Yield	176.0	178.0	186.0	187.0	188.0
Colorado	Irrigated	185.0	188.0	193.0	186.0	180.0
	Nonirrigated	43.0	48.0	57.0	59.0	54.0
Connecticut	All Yield	161.0	150.0	152.0	148.0	149.0
Delaware	Irrigated	187.0	185.0	169.0	175.0	180.0
	Nonirrigated	109.0	111.0	103.0	95.0	94.0
Florida	Irrigated	106.0	112.0	114.0	125.0	128.0
	Nonirrigated	64.0	70.0	73.0	56.0	60.0
Georgia	Irrigated	157.0	157.0	157.0	174.0	193.0
	Nonirrigated	96.0	97.0	98.0	71.0	74.0
Idaho	All Yield	170.0	170.0	173.0	177.0	182.0
Illinois	All Yield	172.0	170.0	170.0	168.0	162.0
Indiana	All Yield	156.0	156.0	156.0	156.0	153.0
Iowa	All Yield	171.0	171.0	169.0	170.0	168.0
Kansas	Irrigated	188.0	188.0	188.0	188.0	179.0
	Nonirrigated	96.0	96.0	95.0	95.0	85.0
Kentucky	All Yield	138.0	138.0	137.0	134.0	132.0
Louisiana	Irrigated	195.0	190.0	184.0	157.0	157.0
	Nonirrigated	115.0	110.0	107.0	123.0	121.0
Maine	All Yield	144.0	140.0	140.0	142.0	136.0
Maryland	All Yield	132.0	132.0	122.0	111.0	116.0
Massachusetts	All Yield	158.0	151.0	151.0	150.0	147.0
Michigan	All Yield	138.0	142.0	144.0	145.0	145.0
Minnesota	All Yield	161.0	166.0	166.0	164.0	167.0
Mississippi	All Yield	133.0	129.0	132.0	132.0	132.0
Missouri	All Yield	138.0	138.0	138.0	132.0	123.0
Montana	All Yield	143.0	145.0	141.0	137.0	132.0
Nebraska	Irrigated	185.0	184.0	184.0	183.0	185.0
	Nonirrigated	121.0	121.0	130.0	132.0	132.0--*

Benchmark State Yield (Continued)

E Corn (Continued)

State	Status	2009	2010	2011	2012	2013
Nevada	All Yield	194.0	196.0	199.0	199.0	*--201.0
New Hampshire	All Yield	164.0	156.0	156.0	163.0	161.0
New Jersey	All Yield	125.0	125.0	123.0	120.0	117.0
New Mexico	All Yield	180.0	182.0	182.0	180.0	173.0
New York	All Yield	127.0	130.0	136.0	136.0	137.0
North Carolina	All Yield	112.0	112.0	103.0	91.0	96.0
North Dakota	All Yield	117.0	118.0	118.0	118.0	120.0
Ohio	All Yield	150.0	151.0	157.0	157.0	152.0
Oklahoma	Irrigated	171.0	162.0	179.0	178.0	171.0
	Nonirrigated	80.0	72.0	84.0	73.0	59.0
Oregon	All Yield	183.0	193.0	200.0	205.0	208.0
Pennsylvania	All Yield	126.0	126.0	128.0	128.0	130.0
Rhode Island	All Yield	160.0	160.0	161.0	150.0	150.0
South Carolina	All Yield	102.0	106.0	99.0	84.0	89.0
South Dakota	All Yield	123.0	124.0	130.0	133.0	133.0
Tennessee	All Yield	124.0	124.0	119.0	120.0	120.0
Texas	Irrigated	186.0	186.0	193.0	193.0	183.0
	Nonirrigated	79.0	67.0	73.0	67.0	65.0
Utah	All Yield	156.0	156.0	156.0	159.0	163.0
Vermont	All Yield	152.0	146.0	144.0	144.0	144.0
Virginia	All Yield	115.0	115.0	105.0	101.0	105.0
Washington	All Yield	207.0	208.0	208.0	210.0	212.0
West Virginia	All Yield	120.0	119.0	119.0	113.0	118.0
Wisconsin	All Yield	138.0	142.0	144.0	148.0	148.0
Wyoming	All Yield	131.0	134.0	130.0	129.0	128.0--*

Benchmark State Yield (Continued)

F Cotton

The following provides the benchmark State yield for cotton in pounds.

State	Status	2009	2010	2011	2012	2013
Alabama	All Yield	671.0	660.0	630.0	689.0	*--723.0
Alaska	All Yield					
Arizona	All Yield	1424.0	1432.0	1448.0	1473.0	1485.0
Arkansas	All Yield	1036.0	1015.0	1026.0	983.0	980.0
California	All Yield	1442.0	1460.0	1564.0	1513.0	1521.0
Colorado	All Yield					
Connecticut	All Yield					
Delaware	All Yield					
Florida	All Yield	727.0	727.0	748.0	695.0	783.0
Georgia	Irrigated	940.0	969.0	987.0	954.0	1005.0
	Nonirrigated	716.0	748.0	726.0	724.0	754.0
Idaho	All Yield					
Illinois	All Yield					
Indiana	All Yield					
Iowa	All Yield					
Kansas	Irrigated	835.0	934.0	1007.0	982.0	996.0
	Nonirrigated	326.0	360.0	373.0	379.0	314.0
Kentucky	All Yield	899.0				
Louisiana	Irrigated	941.0	882.0	901.0	873.0	871.0
	Nonirrigated	852.0	822.0	809.0	769.0	767.0
Maine	All Yield					
Maryland	All Yield	880.0				
Massachusetts	All Yield					
Michigan	All Yield					
Minnesota	All Yield					
Mississippi	Irrigated	1032.0	980.0	1032.0	1054.0	1073.0
	Nonirrigated	808.0	752.0	771.0	819.0	821.0
Missouri	*--All Yield--*					994.0--*
	Irrigated	1078.0	1038.0	1080.0	1083.0	
	Nonirrigated	844.0	798.0	799.0	775.0	
Montana	All Yield					
Nebraska	All Yield	167.0				

Benchmark State Yield (Continued)

F Cotton (Continued)

State	Status	2009	2010	2011	2012	2013
Nevada	All Yield					
New Hampshire	All Yield					
New Jersey	All Yield					
New Mexico	All Yield	909.0	905.0	987.0	1031.0	*--982.0
New York	All Yield					
North Carolina	All Yield	819.0	814.0	814.0	808.0	883.0
North Dakota	All Yield					
Ohio	All Yield					
Oklahoma	Irrigated	979.0	1038.0	1083.0	1090.0	841.0
	Nonirrigated	459.0	421.0	426.0	428.0	287.0
Oregon	All Yield					
Pennsylvania	All Yield					
Rhode Island	All Yield					
South Carolina	All Yield	768.0	756.0	808.0	836.0	877.0
South Dakota	All Yield					
Tennessee	All Yield	878.0	845.0	839.0	810.0	840.0
Texas	Irrigated	879.0	888.0	910.0	885.0	795.0
	Nonirrigated	422.0	325.0	315.0	315.0	213.0
Utah	All Yield					
Vermont	All Yield					
Virginia	All Yield	880.0	884.0	806.0	810.0	884.0--*
Washington	All Yield					
West Virginia	All Yield					
Wisconsin	All Yield					
Wyoming	All Yield					

Benchmark State Yield (Continued)

G Crambe

The following provides the benchmark State yield for crambe in pounds.

State	Status	2009	2010	2011	2012	*--2013--*
Alabama	All Yield					
Alaska	All Yield					
Arizona	All Yield					
Arkansas	All Yield					
California	All Yield					
Colorado	All Yield					
Connecticut	All Yield					
Delaware	All Yield					
Florida	All Yield					
Georgia	All Yield					
Idaho	All Yield					
Illinois	All Yield					
Indiana	All Yield					
Iowa	All Yield					
Kansas	All Yield					
Kentucky	All Yield					
Louisiana	All Yield					
Maine	All Yield					
Maryland	All Yield					
Massachusetts	All Yield					
Michigan	All Yield					
Minnesota	All Yield					
Mississippi	All Yield					
Missouri	All Yield					
Montana	All Yield	1380.0	1380.0	1380.0		
Nebraska	All Yield					

Benchmark State Yield (Continued)

G Crambe (Continued)

State	Status	2009	2010	2011	2012	*--2013--*
Nevada	All Yield					
New Hampshire	All Yield					
New Jersey	All Yield					
New Mexico	All Yield					
New York	All Yield					
North Carolina	All Yield					
North Dakota	All Yield	1390.0	1390.0	1390.0		
Ohio	All Yield					
Oklahoma	All Yield					
Oregon	All Yield					
Pennsylvania	All Yield					
Rhode Island	All Yield					
South Carolina	All Yield					
South Dakota	All Yield					
Tennessee	All Yield					
Texas	All Yield					
Utah	All Yield					
Vermont	All Yield					
Virginia	All Yield					
Washington	All Yield					
West Virginia	All Yield					
Wisconsin	All Yield					
Wyoming	All Yield					

Benchmark State Yield (Continued)

H Flaxseed

The following provides the benchmark State yield for flaxseed in bushels.

State	Status	2009	2010	2011	2012	2013
Alabama	All Yield					
Alaska	All Yield					
Arizona	All Yield					
Arkansas	All Yield					
California	All Yield	12.5				
Colorado	All Yield	12.5				
Connecticut	All Yield					
Delaware	All Yield					
Florida	All Yield					
Georgia	All Yield					
Idaho	All Yield	17.0	16.0	16.0	17.5	***--**17.5
Illinois	All Yield	11.0				
Indiana	All Yield	10.5				
Iowa	All Yield	10.5	12.0	11.5		
Kansas	All Yield	12.5				
Kentucky	All Yield	12.5				
Louisiana	All Yield					
Maine	All Yield					
Maryland	All Yield					
Massachusetts	All Yield	17.0				
Michigan	All Yield	17.0			18.0	17.5
Minnesota	All Yield	17.0	18.5	18.5	18.0	17.5
Mississippi	All Yield					
Missouri	All Yield	11.5	13.0			
Montana	All Yield	11.0	10.5	10.5	11.5	11.5
Nebraska	All Yield	11.5			13.5	14.5**--***

Benchmark State Yield (Continued)

H Flaxseed (Continued)

State	Status	2009	2010	2011	2012	2013
Nevada	All Yield					
New Hampshire	All Yield					
New Jersey	All Yield					
New Mexico	All Yield					
New York	All Yield					
North Carolina	All Yield					
North Dakota	All Yield	18.0	18.0	18.5	18.5	*--18.5
Ohio	All Yield					
Oklahoma	All Yield	11.0				
Oregon	Irrigated	21.0	19.0	19.0		
	Nonirrigated	10.5	9.5	9.5		
Pennsylvania	All Yield	17.0				
Rhode Island	All Yield					
South Carolina	All Yield	9.5				
South Dakota	All Yield	12.5	14.0	13.5	14.5	15.5
Tennessee	All Yield					
Texas	All Yield	11.0	10.5	10.5		
Utah	All Yield	11.0				
Vermont	All Yield	18.5				
Virginia	All Yield	12.5				
Washington	All Yield	15.0	15.0	15.0		15.0--*
West Virginia	All Yield					
Wisconsin	All Yield	16.5	18.0	18.0		
Wyoming	All Yield	11.0				

Benchmark State Yield (Continued)

I Grain Sorghum

The following provides the benchmark State yield for grain sorghum in bushels.

State	Status	2009	2010	2011	2012	2013
Alabama	All Yield	43.0	48.0	44.0	48.0	*--55.0
Alaska	All Yield					
Arizona	All Yield	90.0	90.0	90.0	93.0	102.0
Arkansas	Irrigated	111.0	109.0	109.0	97.0	97.0
	Nonirrigated	63.0	61.0	59.0	65.0	60.0
California	All Yield	92.0	91.0	96.0	96.0	108.0
Colorado	All Yield	30.0	32.0	37.0	37.0	33.0
Connecticut	All Yield	36.0				
Delaware	All Yield	46.0	40.0	38.0	33.0	33.0
Florida	Irrigated	62.0	65.0	64.0		
	Nonirrigated	40.0	40.0	40.0		
Georgia	*--All Yield--*					48.0
	Irrigated	64.0	69.0	66.0	60.0	
	Nonirrigated	41.0	39.0	39.0	39.0	
Idaho	All Yield	78.0	87.0	92.0	89.0	92.0
Illinois	All Yield	94.0	88.0	89.0	89.0	89.0
Indiana	All Yield	89.0	83.0	84.0	98.0	94.0
Iowa	All Yield	97.0	91.0	92.0	92.0	92.0
Kansas	All Yield	76.0	77.0	78.0	78.0	67.0
Kentucky	All Yield	88.0	90.0	88.0	90.0	87.0
Louisiana	All Yield	92.0	92.0	91.0	88.0	88.0
Maine	All Yield	37.0				
Maryland	All Yield	49.0	43.0	40.0	35.0	43.0
Massachusetts	All Yield					
Michigan	All Yield	53.0	46.0	43.0	38.0	38.0
Minnesota	All Yield	46.0	51.0	54.0	54.0	54.0
Mississippi	All Yield	79.0	76.0	73.0	70.0	70.0
Missouri	All Yield	92.0	89.0	89.0	87.0	78.0
Montana	Irrigated	54.0	59.0			
	Nonirrigated	42.0	48.0			
Nebraska	All Yield	85.0	90.0	91.0	92.0	91.0--*

Benchmark State Yield (Continued)

I Grain Sorghum (Continued)

State	Status	2009	2010	2011	2012	2013
Nevada	All Yield	91.0	91.0	91.0		
New Hampshire	All Yield	37.0				
New Jersey	All Yield	45.0	40.0	37.0		
New Mexico	Irrigated	83.0	83.0	85.0	82.0	*--68.0
	Nonirrigated	30.0	27.0	27.0	26.0	17.0
New York	All Yield	37.0	33.0	31.0	27.0	27.0
North Carolina	All Yield	52.0	54.0	59.0	60.0	69.0
North Dakota	All Yield	40.0	45.0	47.0	47.0	47.0
Ohio	All Yield	100.0	94.0	95.0	95.0	95.0
Oklahoma	All Yield	50.0	50.0	51.0	51.0	39.0
Oregon	All Yield	65.0	69.0	70.0		
Pennsylvania	All Yield	57.0	50.0	47.0	41.0	41.0
Rhode Island	All Yield	41.0				
South Carolina	All Yield	49.0	49.0	54.0	52.0	63.0
South Dakota	All Yield	51.0	57.0	60.0	60.0	60.0
Tennessee	All Yield	91.0	93.0	91.0	92.0	92.0
Texas	All Yield	57.0	51.0	53.0	53.0	48.0
Utah	All Yield	51.0	55.0	63.0		
Vermont	All Yield	63.0			45.0	45.0
Virginia	All Yield	52.0	54.0	59.0	49.0	49.0
Washington	All Yield	30.0	30.0	32.0		
West Virginia	All Yield	41.0	36.0	33.0		
Wisconsin	All Yield	60.0	56.0	57.0	57.0	57.0--*
Wyoming	All Yield	25.0				

Benchmark State Yield (Continued)

J Lentils

The following provides the benchmark State yield for lentils in pounds.

State	Status	2009	2010	2011	2012	2013
Alabama	All Yield					
Alaska	All Yield					
Arizona	All Yield	780.0				
Arkansas	All Yield					
California	All Yield					
Colorado	All Yield	1210.0				
Connecticut	All Yield					
Delaware	All Yield					
Florida	All Yield					
Georgia	All Yield					
Idaho	All Yield	980.0	990.0	990.0	1090.0	*--1110.0
Illinois	All Yield	820.0				
Indiana	All Yield					
Iowa	All Yield					
Kansas	All Yield					
Kentucky	All Yield					
Louisiana	All Yield					
Maine	All Yield					
Maryland	All Yield					
Massachusetts	All Yield					
Michigan	All Yield					
Minnesota	All Yield					
Mississippi	All Yield					
Missouri	All Yield					
Montana	All Yield	980.0	1030.0	1050.0	1150.0	1130.0--*
Nebraska	All Yield	830.0				

Benchmark State Yield (Continued)

J Lentils (Continued)

State	Status	2009	2010	2011	2012	2013
Nevada	All Yield					
New Hampshire	All Yield					
New Jersey	All Yield					
New Mexico	All Yield					
New York	All Yield					
North Carolina	All Yield	510.0				
North Dakota	All Yield	1120.0	1160.0	1220.0	1270.0	*--1240.0
Ohio	All Yield					
Oklahoma	All Yield					
Oregon	All Yield	1440.0	1440.0	1500.0	1630.0	1680.0
Pennsylvania	All Yield					
Rhode Island	All Yield					
South Carolina	All Yield					
South Dakota	All Yield	860.0	890.0	930.0	970.0	950.0
Tennessee	All Yield					
Texas	All Yield					
Utah	All Yield					
Vermont	All Yield					
Virginia	All Yield					
Washington	All Yield	1090.0	1090.0	1130.0	1230.0	1270.0--*
West Virginia	All Yield					
Wisconsin	All Yield					
Wyoming	All Yield					

Benchmark State Yield (Continued)

K Mustard

The following provides the benchmark State yield for mustard in pounds.

State	Status	2009	2010	2011	2012	2013
Alabama	All Yield					
Alaska	All Yield					
Arizona	All Yield	940.0				
Arkansas	All Yield	940.0				
California	All Yield	940.0	960.0			
Colorado	All Yield	580.0	500.0			
	Irrigated	580.0				
	Nonirrigated	420.0				
Connecticut	All Yield					
Delaware	All Yield					
Florida	All Yield					
Georgia	All Yield					
Idaho	Yield	870.0	910.0	940.0		
	Irrigated				1310.0	*--1260.0
	Nonirrigated				660.0	640.0
Illinois	All Yield					
Indiana	All Yield					
Iowa	All Yield					
Kansas	All Yield	670.0				
Kentucky	All Yield					
Louisiana	All Yield					
Maine	All Yield	550.0				
Maryland	All Yield					
Massachusetts	All Yield					
Michigan	All Yield	670.0				
Minnesota	All Yield	670.0				
Mississippi	All Yield	940.0				
Missouri	All Yield	670.0				
Montana	All Yield	510.0	500.0	580.0	550.0	570.0--*
Nebraska	All Yield	670.0				

Benchmark State Yield (Continued)

K Mustard (Continued)

State	Status	2009	2010	2011	2012	2013
Nevada	All Yield					
New Hampshire	All Yield					
New Jersey	All Yield	670.0				
New Mexico	All Yield					
New York	All Yield	670.0				
North Carolina	All Yield	940.0				
North Dakota	All Yield	670.0	670.0	700.0	660.0	*--660.0
Ohio	All Yield					
Oklahoma	All Yield					
Oregon	All Yield				890.0	920.0
	Irrigated	1460.0	1540.0	1490.0		
	Nonirrigated	730.0	770.0	750.0		
Pennsylvania	All Yield	670.0				
Rhode Island	All Yield					
South Carolina	All Yield	940.0				
South Dakota	All Yield	560.0				
Tennessee	All Yield					
Texas	All Yield	940.0	960.0			
Utah	All Yield	510.0				
Vermont	All Yield	670.0				
Virginia	All Yield					
Washington	All Yield	790.0	790.0	930.0		
	Irrigated				1650.0	1650.0
	Nonirrigated				830.0	830.0--*
West Virginia	All Yield					
Wisconsin	All Yield	670.0				
Wyoming	All Yield	510.0				

Benchmark State Yield (Continued)

L Oats

The following provides the benchmark State yield for oats in bushels.

State	Status	2009	2010	2011	2012	2013
Alabama	All Yield	48.0	52.0	48.0	53.0	*--52.0
Alaska	All Yield	38.0	41.0	41.0	49.0	55.0
Arizona	All Yield	66.0	66.0	66.0		
Arkansas	All Yield	48.0	47.0	44.0	81.0	81.0
California	All Yield	85.0	89.0	94.0	97.0	91.0
Colorado	*--All Yield--*					66.0
	Irrigated	89.0	90.0	87.0	79.0	
	Nonirrigated	24.0	21.0	22.0	26.0	
Connecticut	All Yield	62.0	65.0	68.0		
Delaware	All Yield	55.0	57.0	55.0	60.0	63.0
Florida	All Yield	49.0	53.0	49.0		
Georgia	All Yield	56.0	57.0	55.0		57.0
Idaho	Irrigated	78.0	95.0	96.0	96.0	94.0
	Nonirrigated	58.0	52.0	51.0	50.0	57.0
Illinois	All Yield	72.0	71.0	67.0	66.0	68.0
Indiana	All Yield	73.0	71.0	70.0	65.0	68.0
Iowa	All Yield	73.0	71.0	67.0	65.0	65.0
Kansas	All Yield	48.0	51.0	50.0	49.0	47.0
Kentucky	All Yield	48.0	49.0	48.0	52.0	55.0
Louisiana	All Yield	54.0	59.0	54.0		92.0
Maine	All Yield	68.0	67.0	65.0	65.0	65.0
Maryland	All Yield	64.0	66.0	64.0	70.0	73.0
Massachusetts	All Yield	58.0	61.0	63.0	59.0	61.0
Michigan	All Yield	63.0	62.0	64.0	64.0	64.0
Minnesota	All Yield	63.0	63.0	66.0	66.0	66.0
Mississippi	All Yield	51.0	55.0	51.0	56.0	55.0
Missouri	All Yield	57.0	58.0	53.0	51.0	52.0
Montana	Irrigated	81.0	79.0	80.0	87.0	87.0
	Nonirrigated	41.0	39.0	41.0	42.0	40.0
Nebraska	All Yield	65.0	66.0	66.0	66.0	66.0--*

Benchmark State Yield (Continued)

L Oats (Continued)

State	Status	2009	2010	2011	2012	2013
Nevada	All Yield	81.0	81.0	81.0		
New Hampshire	All Yield	66.0	65.0	63.0		
New Jersey	All Yield	52.0	54.0	55.0		
New Mexico	All Yield	38.0	40.0	42.0		
New York	All Yield	63.0	66.0	69.0	64.0	*--66.0
North Carolina	All Yield	69.0	69.0	65.0	70.0	75.0
North Dakota	All Yield	56.0	56.0	57.0	57.0	56.0
Ohio	All Yield	65.0	69.0	72.0	67.0	65.0
Oklahoma	All Yield	36.0	35.0	33.0	35.0	37.0
Oregon	Irrigated	99.0	99.0	100.0	99.0	107.0
	Nonirrigated	79.0	83.0	90.0	94.0	95.0
Pennsylvania	All Yield	56.0	58.0	59.0	58.0	59.0
Rhode Island	All Yield	58.0	61.0	63.0		
South Carolina	All Yield	53.0	53.0	51.0	54.0	56.0
South Dakota	All Yield	72.0	72.0	72.0	72.0	67.0
Tennessee	All Yield	56.0	56.0	53.0	57.0	61.0
Texas	All Yield	40.0	42.0	44.0	44.0	47.0
Utah	All Yield	77.0	77.0	77.0	79.0	77.0
Vermont	All Yield	59.0	58.0	57.0	57.0	57.0
Virginia	All Yield	55.0	57.0	55.0	60.0	63.0
Washington	All Yield				73.0	
	Irrigated	89.0	86.0	106.0		106.0
	Nonirrigated	76.0	72.0	70.0		71.0
West Virginia	All Yield	56.0	58.0	56.0	61.0	64.0
Wisconsin	All Yield	64.0	65.0	64.0	64.0	61.0
Wyoming	Irrigated	83.0	81.0	80.0	77.0	75.0
	Nonirrigated	23.0	26.0	29.0	32.0	32.0--*

Benchmark State Yield (Continued)

M Peanuts

The following provides the benchmark State yield for peanuts in pounds.

State	Status	2009	2010	2011	2012	2013
Alabama	All Yield	2670.0	2760.0	2740.0	2880.0	*--3180.0
Alaska	All Yield					
Arizona	All Yield	2870.0				
Arkansas	All Yield	2240.0	2240.0	2320.0		
California	All Yield	2860.0				
Colorado	All Yield					
Connecticut	All Yield					
Delaware	All Yield					
Florida	Irrigated	4850.0	3530.0	3610.0	3620.0	4030.0
	Nonirrigated	1530.0	2130.0	2070.0	2740.0	3050.0
Georgia	Irrigated	3840.0	3890.0	3930.0	4190.0	4680.0
	Nonirrigated	2360.0	2380.0	2320.0	2960.0	3380.0
Idaho	All Yield	910.0				
Illinois	All Yield					
Indiana	All Yield					
Iowa	All Yield					
Kansas	All Yield	900.0				
Kentucky	All Yield	3210.0				
Louisiana	All Yield	2680.0	2680.0	2780.0		
Maine	All Yield					
Maryland	All Yield					
Massachusetts	All Yield					
Michigan	All Yield					
Minnesota	All Yield	910.0				
Mississippi	All Yield	2950.0	2950.0	3060.0	3390.0	3590.0--*
Missouri	All Yield	1850.0				
Montana	All Yield					
Nebraska	All Yield	910.0				

Benchmark State Yield (Continued)

M Peanuts (Continued)

State	Status	2009	2010	2011	2012	2013
Nevada	All Yield					
New Hampshire	All Yield					
New Jersey	All Yield	3070.0				
New Mexico	All Yield	3400.0	3300.0	3200.0	3170.0	*--3170.0
New York	All Yield	3070.0				
North Carolina	All Yield	3210.0	3260.0	3210.0	3350.0	3620.0
North Dakota	All Yield					
Ohio	All Yield					
Oklahoma	All Yield	3070.0	3120.0	3110.0	3160.0	3190.0
Oregon	All Yield					
Pennsylvania	All Yield					
Rhode Island	All Yield					
South Carolina	All Yield	3000.0	2920.0	3060.0	3120.0	3390.0
South Dakota	All Yield					
Tennessee	All Yield	2840.0				
Texas	All Yield	3450.0	3420.0	3380.0	3290.0	3230.0
Utah	All Yield					
Vermont	All Yield					
Virginia	All Yield	3070.0	3140.0	2980.0	3150.0	3630.0--*
Washington	All Yield	910.0				
West Virginia	All Yield					
Wisconsin	All Yield					
Wyoming	All Yield					

Benchmark State Yield (Continued)

N Peas, Dry

The following provides the benchmark State yield for dry peas in pounds.

State	Status	2009	2010	2011	2012	2013
Alabama	All Yield	1590.0				
Alaska	All Yield	1770.0				
Arizona	All Yield	1260.0	1260.0			
Arkansas	All Yield					
California	All Yield	2120.0	2000.0	2170.0		
Colorado	All Yield	1120.0	1120.0	1140.0	1100.0	***--**1140.0
Connecticut	All Yield	1270.0				
Delaware	All Yield					
Florida	All Yield					
Georgia	All Yield	1440.0	1440.0	1490.0		
Idaho	All Yield	1550.0	1550.0	1580.0	1520.0	1580.0
Illinois	All Yield	1260.0	1260.0	1290.0	1290.0	1240.0
Indiana	All Yield	1260.0				
Iowa	All Yield	1260.0	1260.0	1290.0	1290.0	1240.0
Kansas	All Yield	1120.0	1120.0	1140.0	1100.0	1140.0
Kentucky	All Yield	380.0				
Louisiana	All Yield	820.0				
Maine	All Yield	1400.0				
Maryland	All Yield	1510.0				
Massachusetts	All Yield					
Michigan	All Yield	1230.0	1230.0	1260.0	1270.0	1210.0
Minnesota	All Yield	1650.0	1650.0	1670.0	1670.0	1610.0
Mississippi	All Yield	1590.0				
Missouri	All Yield	1260.0				
Montana	All Yield	1410.0	1280.0	1280.0	1350.0	1320.0
Nebraska	All Yield	1350.0	1350.0	1370.0	1370.0	1320.0**--***

Benchmark State Yield (Continued)

N Peas, Dry (Continued)

State	Status	2009	2010	2011	2012	2013
Nevada	All Yield					
New Hampshire	All Yield					
New Jersey	All Yield					
New Mexico	All Yield					
New York	All Yield	1270.0	1270.0			
North Carolina	All Yield	820.0				
North Dakota	All Yield	1820.0	1820.0	1840.0	1840.0	*--1770.0
Ohio	All Yield	1210.0	1210.0			
Oklahoma	All Yield	820.0	820.0	850.0	850.0	810.0
Oregon	Irrigated	2880.0	2810.0	2870.0	2340.0	2530.0
	Nonirrigated	1440.0	1410.0	1430.0	1240.0	1560.0
Pennsylvania	All Yield	1510.0				
Rhode Island	All Yield					
South Carolina	All Yield	990.0	990.0			
South Dakota	All Yield	1390.0	1390.0	1410.0	1550.0	1690.0
Tennessee	All Yield	380.0	380.0	390.0	390.0	370.0
Texas	All Yield	820.0	820.0	850.0	850.0	810.0
Utah	All Yield	2110.0	2110.0	2170.0		
Vermont	All Yield	1270.0				
Virginia	All Yield	1510.0				
Washington	All Yield	1770.0	1770.0	1850.0	1920.0	1970.0
West Virginia	All Yield	380.0				
Wisconsin	All Yield	1270.0	1270.0	1310.0	1310.0	1250.0
Wyoming	All Yield	650.0	650.0	670.0	640.0	670.0--*

Benchmark State Yield (Continued)

O Rapeseed

The following provides the benchmark State yield for rapeseed in pounds.

State	Status	2009	2010	2011	2012	2013
Alabama	All Yield	170.0				
Alaska	All Yield					
Arizona	All Yield	2200.0				
Arkansas	All Yield					
California	All Yield	2200.0				
Colorado	All Yield	1280.0				
Connecticut	All Yield					
Delaware	All Yield					
Florida	All Yield					
Georgia	All Yield	170.0				
Idaho	All Yield	920.0	1180.0	1260.0	1610.0	*--1740.0
Illinois	All Yield	1140.0				
Indiana	All Yield					
Iowa	All Yield	1180.0				
Kansas	All Yield					
Kentucky	All Yield					
Louisiana	All Yield					
Maine	All Yield	1140.0				
Maryland	All Yield					
Massachusetts	All Yield					
Michigan	All Yield	1140.0	1200.0	1200.0	1220.0	1310.0
Minnesota	All Yield	1180.0				
Mississippi	All Yield					
Missouri	All Yield	1140.0				
Montana	All Yield	920.0			1610.0	1740.0--*
Nebraska	All Yield					

Benchmark State Yield (Continued)

O Rapeseed (Continued)

State	Status	2009	2010	2011	2012	2013
Nevada	All Yield					
New Hampshire	All Yield					
New Jersey	All Yield	1300.0				
New Mexico	All Yield					
New York	All Yield	1300.0				
North Carolina	All Yield					
North Dakota	All Yield	1280.0			1380.0	***--**1480.0
Ohio	All Yield	1310.0				
Oklahoma	All Yield	170.0	180.0		180.0	
Oregon	All Yield	1300.0	1370.0	1370.0	1400.0	1500.0
Pennsylvania	All Yield	1300.0				
Rhode Island	All Yield					
South Carolina	All Yield	170.0				
South Dakota	All Yield	1280.0				
Tennessee	All Yield					
Texas	All Yield	170.0			180.0	
Utah	All Yield					
Vermont	All Yield					
Virginia	All Yield	1140.0				
Washington	All Yield	1300.0	1370.0	1370.0	1550.0	1890.0**--***
West Virginia	All Yield	1310.0				
Wisconsin	All Yield	1280.0	1350.0			
Wyoming	All Yield	920.0				

Benchmark State Yield (Continued)

P Rice, Long Grain

The following table provides the benchmark State yield for long grain rice in pounds.

State	Status	2009	2010	2011	2012	2013
Alabama	All Yield					
Alaska	All Yield					
Arizona	All Yield					
Arkansas	All Yield	6820.0	6730.0	6720.0	6610.0	*****--6610.0
California	All Yield	7030.0	6870.0	6230.0	6330.0	5770.0
Colorado	All Yield					
Connecticut	All Yield					
Delaware	All Yield					
Florida	All Yield	5080.0	5190.0	5250.0		
Georgia	All Yield					
Idaho	All Yield					
Illinois	All Yield	5960.0	5930.0	5890.0		
Indiana	All Yield					
Iowa	All Yield					
Kansas	All Yield					
Kentucky	All Yield	6770.0	6730.0	6680.0		
Louisiana	All Yield	5800.0	5920.0	5990.0	6130.0	6170.0
Maine	All Yield					
Maryland	All Yield					
Massachusetts	All Yield					
Michigan	All Yield					
Minnesota	All Yield					
Mississippi	All Yield	6880.0	6810.0	6860.0	6800.0	6780.0
Missouri	All Yield	6630.0	6590.0	6550.0	6550.0	6550.0--*****
Montana	All Yield					
Nebraska	All Yield					

Benchmark State Yield (Continued)

P Rice, Long Grain (Continued)

State	Status	2009	2010	2011	2012	2013
Nevada	All Yield					
New Hampshire	All Yield					
New Jersey	All Yield					
New Mexico	All Yield					
New York	All Yield					
North Carolina	All Yield	4640.0	4580.0	4570.0		
North Dakota	All Yield					
Ohio	All Yield					
Oklahoma	All Yield	4640.0	4580.0	4570.0		
Oregon	All Yield					
Pennsylvania	All Yield					
Rhode Island	All Yield					
South Carolina	All Yield	6880.0	6810.0			
South Dakota	All Yield					
Tennessee	All Yield	7950.0	7850.0			
Texas	All Yield	6690.0	6850.0	7050.0	7020.0	*--7330.0--*
Utah	All Yield					
Vermont	All Yield					
Virginia	All Yield					
Washington	All Yield					
West Virginia	All Yield					
Wisconsin	All Yield					
Wyoming	All Yield					

Benchmark State Yield (Continued)

Q Rice, Medium Grain

The following provides the benchmark State yield for medium grain rice in pounds.

State	Status	2009	2010	2011	2012	2013
Alabama	All Yield					
Alaska	All Yield					
Arizona	All Yield					
Arkansas	All Yield	6840.0	6840.0	6840.0	6820.0	*--6820.0
California	All Yield	8050.0	8050.0	8160.0	8280.0	8230.0
Colorado	All Yield					
Connecticut	All Yield					
Delaware	All Yield					
Florida	All Yield	5130.0				
Georgia	All Yield					
Idaho	All Yield					
Illinois	All Yield	5940.0	5940.0	6000.0	6000.0	
Indiana	All Yield					
Iowa	All Yield					
Kansas	All Yield					
Kentucky	All Yield					
Louisiana	All Yield	5860.0	5980.0	5970.0	6000.0	6100.0
Maine	All Yield					
Maryland	All Yield					
Massachusetts	All Yield					
Michigan	All Yield					
Minnesota	All Yield					
Mississippi	All Yield	6260.0				
Missouri	All Yield	6600.0	6600.0	6670.0	6670.0	6650.0--*
Montana	All Yield					
Nebraska	All Yield					

Benchmark State Yield (Continued)

Q Rice, Medium Grain (Continued)

State	Status	2009	2010	2011	2012	2013
Nevada	All Yield					
New Hampshire	All Yield					
New Jersey	All Yield					
New Mexico	All Yield					
New York	All Yield					
North Carolina	All Yield	6260.0				
North Dakota	All Yield					
Ohio	All Yield					
Oklahoma	All Yield					
Oregon	All Yield					
Pennsylvania	All Yield					
Rhode Island	All Yield					
South Carolina	All Yield	6260.0	6260.0	6260.0	6250.0	
South Dakota	All Yield					
Tennessee	All Yield					
Texas	All Yield	4600.0	5070.0	5830.0	6470.0	*--7000.0--*
Utah	All Yield					
Vermont	All Yield					
Virginia	All Yield					
Washington	All Yield					
West Virginia	All Yield					
Wisconsin	All Yield					
Wyoming	All Yield					

Benchmark State Yield (Continued)

R Safflower

The following provides the benchmark State yield for safflower in pounds.

State	Status	2009	2010	2011	2012	2013
Alabama	All Yield	530.0				
Alaska	All Yield					
Arizona	All Yield	1930.0	1860.0			
Arkansas	All Yield	530.0	530.0			
California	All Yield	2160.0	2320.0	2300.0	2300.0	*--2230.0
Colorado	All Yield	510.0	510.0	520.0		480.0
Connecticut	All Yield					
Delaware	All Yield					
Florida	All Yield					
Georgia	All Yield	530.0	530.0			
Idaho	All Yield	760.0	760.0	710.0	760.0	760.0
Illinois	All Yield	650.0	750.0		770.0	770.0
Indiana	All Yield					
Iowa	All Yield					
Kansas	All Yield	520.0	520.0			
Kentucky	All Yield					
Louisiana	All Yield	530.0				
Maine	All Yield					
Maryland	All Yield					
Massachusetts	All Yield					
Michigan	All Yield	980.0	1120.0	1110.0		1150.0
Minnesota	All Yield	980.0	1120.0			
Mississippi	All Yield	530.0				
Missouri	All Yield	530.0	530.0			
Montana	All Yield	720.0	760.0	760.0	800.0	760.0
Nebraska	All Yield	520.0	520.0			810.0--*

Benchmark State Yield (Continued)

R Safflower (Continued)

State	Status	2009	2010	2011	2012	2013
Nevada	All Yield					
New Hampshire	All Yield					
New Jersey	All Yield	990.0				
New Mexico	All Yield	780.0				
New York	All Yield					
North Carolina	All Yield	990.0				
North Dakota	All Yield	720.0	830.0	820.0	850.0	***--**850.0
Ohio	All Yield	650.0				
Oklahoma	All Yield	530.0	530.0	540.0	540.0	490.0
Oregon	All Yield				750.0	
	Irrigated	1160.0	1070.0			950.0
	Nonirrigated	580.0	530.0			470.0
Pennsylvania	All Yield	1040.0				
Rhode Island	All Yield					
South Carolina	All Yield	990.0				
South Dakota	All Yield	570.0	570.0	710.0	880.0	880.0
Tennessee	All Yield	990.0				
Texas	All Yield	530.0	530.0	540.0	540.0	490.0
Utah	All Yield	780.0	780.0	760.0	790.0	790.0
Vermont	All Yield	980.0	1120.0			
Virginia	All Yield					
Washington	All Yield		1200.0		1260.0	1200.0**--***
	Irrigated	1600.0				
	Nonirrigated	800.0				
West Virginia	All Yield					
Wisconsin	All Yield	650.0				
Wyoming	All Yield	600.0				

Benchmark State Yield (Continued)

S Sesame Seed

The following provides the benchmark State yield for sesame seed in pounds.

State	Status	2009	2010	2011	2012	*--2013--*
Alabama	All Yield					
Alaska	All Yield					
Arizona	All Yield	440.0				
Arkansas	All Yield					
California	All Yield					
Colorado	All Yield					
Connecticut	All Yield					
Delaware	All Yield					
Florida	All Yield	340.0				
Georgia	All Yield	340.0				
Idaho	All Yield					
Illinois	All Yield					
Indiana	All Yield					
Iowa	All Yield					
Kansas	All Yield	440.0	480.0	510.0		
Kentucky	All Yield					
Louisiana	All Yield					
Maine	All Yield					
Maryland	All Yield					
Massachusetts	All Yield					
Michigan	All Yield					
Minnesota	All Yield					
Mississippi	All Yield					
Missouri	All Yield					
Montana	All Yield					
Nebraska	All Yield					

Benchmark State Yield (Continued)

S Sesame Seed (Continued)

State	Status	2009	2010	2011	2012	2013
Nevada	All Yield					
New Hampshire	All Yield					
New Jersey	All Yield					
New Mexico	All Yield					
New York	All Yield	300.0				
North Carolina	All Yield					
North Dakota	All Yield					
Ohio	All Yield					
Oklahoma	All Yield	440.0	480.0	510.0	510.0	*--390.0
Oregon	All Yield					
Pennsylvania	All Yield					
Rhode Island	All Yield					
South Carolina	All Yield	230.0				
South Dakota	All Yield					
Tennessee	All Yield					
Texas	All Yield		480.0	510.0	510.0	470.0--*
	Irrigated	630.0				
	Nonirrigated	340.0				
Utah	All Yield					
Vermont	All Yield					
Virginia	All Yield					
Washington	All Yield					
West Virginia	All Yield					
Wisconsin	All Yield					
Wyoming	All Yield					

Benchmark State Yield (Continued)

T Soybeans

The following provides the benchmark State yield for soybeans in bushels.

State	Status	2009	2010	2011	2012	2013
Alabama	All Yield	28.0	29.0	26.5	30.5	*--35.0
Alaska	All Yield					
Arizona	All Yield	27.5				
Arkansas	Irrigated	40.0	39.5	39.5	40.0	40.5
	Nonirrigated	25.5	25.5	24.5	24.0	24.5
California	All Yield	33.5	30.0	32.0	31.5	30.0
Colorado	All Yield	43.0	43.0	41.5	46.5	46.5
Connecticut	All Yield	34.0	35.5			
Delaware	All Yield	28.0	28.0	30.0	32.5	37.5
Florida	All Yield	26.5	28.0	27.5	28.5	32.5
Georgia	All Yield	28.0	28.0	28.0	28.0	29.5
Idaho	All Yield	18.5	18.5	18.5	18.0	18.0
Illinois	All Yield	47.0	46.5	47.0	46.5	46.5
Indiana	All Yield	48.5	48.0	48.0	46.5	46.5
Iowa	All Yield	50.5	51.0	50.5	50.5	49.0
Kansas	All Yield	35.0	35.0	33.5	33.5	31.5
Kentucky	All Yield	40.0	40.0	37.5	35.5	37.5
Louisiana	All Yield	32.5	34.5	37.0	36.5	37.0
Maine	All Yield	33.5	34.5	36.0	35.0	36.0
Maryland	All Yield	32.0	32.0	32.0	33.5	37.5
Massachusetts	All Yield	31.0	32.5	33.5	32.5	33.5
Michigan	All Yield	38.5	39.5	41.0	41.0	42.0
Minnesota	All Yield	41.0	42.0	42.0	40.0	40.0
Mississippi	All Yield	37.5	37.0	37.5	38.5	38.5
Missouri	All Yield	37.5	37.5	38.5	38.5	38.0
Montana	All Yield	21.5	22.0	22.0	21.0	
	*--Irrigated					25.0
	Nonirrigated--*					12.0
Nebraska	Irrigated	56.5	57.5	57.5	58.0	60.0
	Nonirrigated	41.0	44.0	45.0	46.5	44.0--*

Benchmark State Yield (Continued)

T Soybeans (Continued)

State	Status	2009	2010	2011	2012	2013
Nevada	All Yield	27.5				
New Hampshire	All Yield	41.0				
New Jersey	All Yield	31.0	31.0	31.0	32.0	*--35.0
New Mexico	All Yield	25.0	22.5			
New York	All Yield	41.5	43.0	44.5	43.5	44.5
North Carolina	All Yield	30.5	30.5	30.0	29.0	32.0
North Dakota	All Yield	31.5	32.0	32.0	30.5	31.0
Ohio	All Yield	46.0	46.0	47.0	47.5	47.0
Oklahoma	All Yield	24.0	24.0	23.5	23.5	18.5
Oregon	All Yield	26.5	27.0	27.0	25.5	26.0
Pennsylvania	All Yield	40.0	40.0	40.5	41.5	43.5
Rhode Island	All Yield	41.5				
South Carolina	All Yield	25.0	24.0	25.0	23.5	26.5
South Dakota	All Yield	34.0	36.5	37.5	38.5	36.0
Tennessee	All Yield	36.0	36.0	34.0	31.5	34.0
Texas	All Yield	25.0	22.5	23.5	23.5	22.5
Utah	All Yield	37.0				
Vermont	All Yield	44.0	46.0	47.5	41.5	41.5
Virginia	All Yield	30.5	30.5	29.5	31.5	36.0
Washington	All Yield		30.0	30.0	28.5	28.5
	Irrigated	35.5				
	Nonirrigated	25.5				
West Virginia	All Yield	37.0	37.0	36.5	36.5	39.5
Wisconsin	All Yield	39.0	41.0	41.0	42.0	42.5--*
Wyoming	All Yield	12.0	13.0	13.5		

Benchmark State Yield (Continued)

U Sunflowers

The following provides the benchmark State yield for sunflowers in pounds.

State	Status	2009	2010	2011	2012	2013
Alabama	All Yield	718.0	637.0			
Alaska	All Yield					
Arizona	All Yield	1037.0				
Arkansas	All Yield	828.0	734.0			
California	All Yield	1174.0	1169.0	1173.0	1173.0	*--1211.0
Colorado	All Yield	1087.0		1149.0	1110.0	1011.0
	Irrigated		1628.0			
	Nonirrigated		949.0			
Connecticut	All Yield	977.0				
Delaware	All Yield	854.0	885.0	858.0	858.0	
Florida	Irrigated	1279.0	1197.0			
	Nonirrigated	926.0	924.0			
Georgia	All Yield	1167.0	1035.0			
Idaho	All Yield	1097.0	1165.0			
Illinois	All Yield	1249.0	1276.0	1249.0	1290.0	1384.0
Indiana	All Yield	1399.0	1409.0	1409.0	1290.0	1384.0
Iowa	All Yield	1335.0	1345.0			
Kansas	Irrigated	1714.0	1770.0	1770.0	1534.0	1591.0
	Nonirrigated	1067.0	1139.0	1175.0	1205.0	1105.0
Kentucky	All Yield	1227.0	1272.0	1232.0	1232.0	1157.0
Louisiana	All Yield	1027.0	911.0			875.0
Maine	All Yield	1083.0	1083.0			
Maryland	All Yield	1148.0	1190.0	1153.0		1083.0
Massachusetts	All Yield	1323.0				
Michigan	All Yield	1421.0	1329.0	1421.0	1328.0	1460.0
Minnesota	All Yield	1417.0	1417.0	1405.0	1324.0	1324.0
Mississippi	All Yield	912.0	809.0		777.0	777.0
Missouri	All Yield	865.0	852.0	865.0	868.0	903.0
Montana	All Yield	1033.0	1090.0	1033.0	1080.0	714.0
Nebraska	Irrigated	1480.0	1484.0	1432.0	1525.0	1505.0
	Nonirrigated	1095.0	1136.0	1136.0	1165.0	1158.0--*

Benchmark State Yield (Continued)

U Sunflowers (Continued)

State	Status	2009	2010	2011	2012	2013
Nevada	All Yield					
New Hampshire	All Yield	1201.0				
New Jersey	All Yield	1304.0	1313.0			
New Mexico	All Yield	1149.0	1019.0			
New York	All Yield	1323.0	1323.0	1312.0	1237.0	*--1237.0
North Carolina	All Yield	899.0	931.0			
North Dakota	All Yield	1330.0	1413.0	1390.0	1390.0	1421.0
Ohio	All Yield	1212.0	1221.0	1221.0	1252.0	1252.0
Oklahoma	Irrigated	1548.0	1295.0	1335.0	1355.0	1147.0
	Nonirrigated	1121.0	959.0	1043.0	999.0	888.0
Oregon	All Yield	992.0	1054.0			
Pennsylvania	All Yield	1304.0	1313.0		1346.0	1346.0
Rhode Island	All Yield	977.0				
South Carolina	All Yield	1031.0	914.0			
South Dakota	All Yield	1503.0	1621.0	1595.0	1624.0	1622.0
Tennessee	All Yield	957.0	992.0	961.0	961.0	903.0
Texas	Irrigated	1539.0	1331.0	1331.0	1577.0	1699.0
	Nonirrigated	788.0	711.0	703.0	652.0	590.0
Utah	All Yield	1438.0	1448.0	1448.0	1485.0	1485.0
Vermont	All Yield	1201.0	1201.0			
Virginia	All Yield	1011.0	1047.0	1015.0		
Washington	All Yield	992.0	1054.0			1060.0
West Virginia	All Yield	872.0				
Wisconsin	All Yield	1108.0	1045.0	1108.0	1035.0	1251.0--*
Wyoming	All Yield	826.0	832.0	851.0		

Benchmark State Yield (Continued)

V Wheat

The following provides the benchmark State yield for wheat in bushels.

State	Status	2009	2010	2011	2012	2013
Alabama	All Yield	51.4	53.7	55.4	60.1	*--61.4
Alaska	All Yield	31.6	33.5	35.5		
Arizona	All Yield	99.0	99.5	100.2	99.8	98.7
Arkansas	All Yield	52.1	49.2	49.7	49.7	53.2
California	All Yield	81.6	82.4	85.6	87.1	87.1
Colorado	All Yield	24.5	30.1	35.6	37.9	36.3
Connecticut	All Yield	42.1	44.7	47.4		
Delaware	All Yield	68.1	68.1	65.4		
	Irrigated				69.5	72.8
	Nonirrigated				64.7	66.4
Florida	All Yield	47.9	47.2	45.6	47.2	42.6
Georgia	All Yield	48.6	47.6	43.6	45.5	48.3
Idaho	Irrigated	103.5	103.0	102.3	103.8	104.1
	Nonirrigated	55.0	52.9	52.7	53.4	55.8
Illinois	All Yield	60.2	59.1	56.4	55.6	59.2
Indiana	All Yield	66.1	67.7	64.7	62.2	64.4
Iowa	All Yield	50.0	47.2	45.8	45.1	45.1
Kansas	All Yield	35.3	37.2	37.8	37.8	40.8
Kentucky	All Yield	63.9	64.9	64.3	63.6	65.1
Louisiana	All Yield	51.3	53.4	53.4	54.9	53.2
Maine	All Yield	46.7	49.5	52.5	51.2	47.9
Maryland	All Yield	66.0	66.0	64.0	63.8	64.5
Massachusetts	All Yield	48.1	51.1	54.2	52.8	
Michigan	All Yield	66.0	67.4	68.9	68.9	70.9
Minnesota	All Yield	49.9	49.3	51.8	51.8	54.4
Mississippi	All Yield	55.4	54.5	54.5	55.3	55.6
Missouri	All Yield	49.8	48.1	44.2	44.2	46.8
Montana	All Yield	30.7	30.6	30.6	32.4	33.9
Nebraska	All Yield	39.0	41.4	42.6	42.9	42.8--*

Benchmark State Yield (Continued)

V Wheat (Continued)

State	Status	2009	2010	2011	2012	2013
Nevada	All Yield	102.1	100.0	101.6	99.0	*--94.2
New Hampshire	All Yield	43.2	45.8	48.6		
New Jersey	All Yield	54.5	54.6	53.9	50.3	52.0
New Mexico	Irrigated	57.5	57.4	54.6	45.8	49.3
	Nonirrigated	14.6	14.3	14.3	12.4	7.2
New York	All Yield	55.9	59.3	62.9	61.3	63.6
North Carolina	All Yield	55.1	54.7	48.8	49.2	55.0
North Dakota	All Yield	35.3	35.3	38.2	38.2	40.9
Ohio	All Yield	65.8	68.8	65.4	62.3	64.7
Oklahoma	All Yield	31.4	27.8	27.5	26.9	29.3
Oregon	All Yield	55.2	54.3	54.3	59.4	62.7
Pennsylvania	All Yield	57.0	57.6	58.6	57.6	59.6
Rhode Island	All Yield	42.1	44.7	47.4		
South Carolina	All Yield	48.3	49.3	44.1	45.4	51.1
South Dakota	All Yield	42.0	41.5	42.6	42.6	43.3
Tennessee	All Yield	55.3	56.0	54.9	54.9	58.7
Texas	All Yield	28.8	25.8	26.5	26.5	23.2
Utah	Irrigated	89.7	89.8	93.6	92.1	91.4
	Nonirrigated	22.5	25.0	23.5	23.8	22.8
Vermont	All Yield	43.2	45.8	48.6	47.2	47.1
Virginia	All Yield	64.8	64.8	63.1	64.0	64.3
Washington	All Yield	61.0	58.4	58.4	59.4	62.3
West Virginia	All Yield	59.0	59.0	57.0	56.7	57.7
Wisconsin	All Yield	61.9	65.1	65.2	64.2	64.2
Wyoming	All Yield	27.6	29.0	29.4	30.7	30.7--*

*--ACRE Prices and Values

The following are 2009 ACRE prices and values.--*

2009 AVERAGE CROP REVENUE ELECTION (ACRE) GUARANTEE PRICES, 2009/10 MARKET YEAR AVERAGE (MYA) PRICES, 70 PERCENT OF THE NATIONAL MARKETING ASSISTANCE LOAN RATES, AND 2009 ACRE PRICES JANUARY 31, 2011 1/

Commodity	Marketing Year	Publishing Dates for the Final 2009/10 MYA Price and 2009 ACRE Price	Unit	2007/08 MYA Price	2008/09 MYA Price	2009 ACRE Guarantee Price 2/	2009/10 MYA Price	70 Percent of the 2009 National Market Assistance Loan Rate	2009 ACRE Price 3/
Wheat	Jun. 1-May 31	Jun. 29, 2010	Bushel	$6.48	$6.78	$6.63	$4.87	$1.93	$4.87
Barley (Feed)	Jun. 1-May 31	Jun. 29, 2010	Bushel	$4.35	$3.82	$4.09	$2.61	$1.30	$2.61
Oats	Jun. 1-May 31	Jun. 29, 2010	Bushel	$2.63	$3.15	$2.89	$2.02	$0.93	$2.02
Peanuts	Aug. 1-Jul. 31	Aug. 31, 2010	Pound	$0.205	$0.230	$0.218	$0.217	$0.1243	$0.2170
Corn	Sep. 1-Aug. 31	Sep. 29, 2010	Bushel	$4.20	$4.06	$4.13	$3.55	$1.37	$3.55
Grain Sorghum	Sep. 1-Aug. 31	Sep. 29, 2010	Bushel	$4.08	$3.20	$3.64	$3.22	$1.37	$3.22
Soybeans	Sep. 1-Aug. 31	Sep. 29, 2010	Bushel	$10.10	$9.97	$10.04	$9.59	$3.50	$9.59
Dry Peas	Jul. 1-Jun. 30	Sep. 29, 2010	Pound	$0.1310	$0.1340	$0.1325	$0.0898	$0.0378	$0.0898
Lentils	Jul. 1-Jun. 30	Sep. 29, 2010	Pound	$0.2600	$0.3380	$0.2990	$0.2680	$0.0790	$0.2680
Upland Cotton	Aug. 1-Jul. 31	Oct. 8, 2010	Pound	$0.593	$0.478	$0.536	$0.629	$0.364	$0.629
Large Chickpeas	Sep. 1-Aug. 31	Nov. 30, 2010	Pound	$0.3000	$0.3340	$0.3170	$0.2910	$0.0790	$0.2910
Small Chickpeas	Sep. 1-Aug. 31	Nov. 30, 2010	Pound	$0.2090	$0.2910	$0.2500	$0.2030	$0.0520	$0.2030
Sunflower Seed	Sep. 1-Aug. 31	Nov. 30, 2010	Pound	$0.2170	$0.2180	$0.2175	$0.1510	$0.0651	$0.1510
Canola	Jul. 1-Jun. 30	Nov. 30, 2010	Pound	$0.1830	$0.1870	$0.1850	$0.1620	$0.0651	$0.1620
Flaxseed	Jul. 1-Jun. 30	Nov. 30, 2010	Bushel	$13.00	$12.70	$12.85	$8.15	$3.65	$8.15
Mustard Seed	Sep. 1-Aug. 31	Nov. 30, 2010	Pound	$0.2800	$0.4380	$0.3590	$0.3040	$0.0651	$0.3040
Rapeseed	Jul. 1-Jun. 30	Nov. 30, 2010	Pound	$0.1770	$0.2530	$0.2150	$0.2630	$0.0651	$0.2630
Safflower	Sep. 1-Aug. 31	Nov. 30, 2010	Pound	$0.1860	$0.2480	$0.2170	$0.1710	$0.0651	$0.1710
Crambe	Sep. 1-Aug. 31	Nov. 30, 2010	Pound	$0.1770	$0.2614	$0.2192	$0.3680	$0.0651	$0.3680
Sesame Seed	Sep. 1-Aug. 31	Nov. 30, 2010	Pound	$0.2700	$0.3200	$0.2950	$0.2800	$0.0651	$0.2800
Rice (Long Grain)	Aug. 1-Jul. 31	Jan. 31, 2011	Pound	$0.1240	$0.1490	$0.1365	$0.1290	$0.0455	$0.1290
Rice (Medium/Short Grain)	Aug. 1-Jul. 31	Jan. 31, 2011	Pound	$0.1460	$0.2480	$0.1970	$0.1840	$0.0455	$0.1840

1/ Source of prices--National Agricultural Statistics Service (NASS), Agricultural Prices.

2/ Simple average of 2007/08 and 2008/09 prices.

3/ Higher of the: (a) 2009/10 average market price or (b) 70% of the national average loan rate.

*--ACRE Prices and Values (Continued)

The following are 2010 ACRE prices and values.

2010 AVERAGE CROP REVENUE ELECTION (ACRE) GUARANTEE PRICES, 2010/11 MARKET YEAR AVERAGE (MYA) PRICES, 70 PERCENT OF THE 2010 NATIONAL MARKETING ASSISTANCE LOAN RATES, AND 2010 ACRE PRICES JANUARY 31, 2012 1/

Commodity	Marketing Year	Publishing Dates for the Final 2010/11 MYA Price and 2010 ACRE Price	Unit	2008/09 MYA Price	2009/10 MYA Price	2010 ACRE Guarantee Price 2/	2010/11 MYA Price	70 Percent of the 2010 National Market Assistance Loan Rate	2010 ACRE Price 3/
Wheat	Jun. 1-May 31	Jun. 29, 2011	Bushel	$6.78	$4.87	$5.83	$5.70	$2.06	$5.70
Barley (Feed)	Jun. 1-May 31	Jun. 29, 2011	Bushel	$3.82	$2.61	$3.22	$3.22	$1.37	$3.22
Oats	Jun. 1-May 31	Jun. 29, 2011	Bushel	$3.15	$2.02	$2.59	$2.52	$0.97	$2.52
Peanuts	Aug. 1-Jul. 31	Aug. 31, 2011	Pound	$0.230	$0.217	$0.224	$0.225	$0.1240	$0.2250
Corn	Sep. 1-Aug. 31	Sep. 29, 2011	Bushel	$4.06	$3.55	$3.81	$5.18	$1.37	$5.18
Grain Sorghum	Sep. 1-Aug. 31	Sep. 29, 2011	Bushel	$3.20	$3.22	$3.21	$5.02	$1.37	$5.02
Soybeans	Sep. 1-Aug. 31	Sep. 29, 2011	Bushel	$9.97	$9.59	$9.78	$11.30	$3.50	$11.30
Dry Peas	Jul. 1-Jun. 30	Sep. 29, 2011	Pound	$0.1340	$0.0898	$0.1119	$0.0977	$0.0378	$0.0977
Lentils	Jul. 1-Jun. 30	Sep. 29, 2011	Pound	$0.3380	$0.2680	$0.3030	$0.2570	$0.0790	$0.2570
Upland Cotton	Aug. 1-Jul. 31	Oct. 12, 2011	Pound	$0.478	$0.629	$0.554	$0.815	$0.364	$0.815
Large Chickpeas	Sep. 1-Aug. 31	Nov. 30, 2011	Pound	$0.3340	$0.2910	$0.3125	$0.3050	$0.0790	$0.3050
Small Chickpeas	Sep. 1-Aug. 31	Nov. 30, 2011	Pound	$0.2910	$0.2030	$0.2470	$0.2080	$0.0520	$0.2080
Sunflower Seed (All)	Sep. 1-Aug. 31	Nov. 30, 2011	Pound	$0.2180	$0.1510	$0.1845	$0.2330	$0.0706	$0.2330
Canola	Jul. 1-Jun. 30	Nov. 30, 2011	Pound	$0.1870	$0.1620	$0.1745	$0.1930	$0.0706	$0.1930
Flaxseed	Jul. 1-Jun. 30	Nov. 30, 2011	Bushel	$12.70	$8.15	$10.43	$12.20	$3.95	$12.20
Mustard Seed	Sep. 1-Aug. 31	Nov. 30, 2011	Pound	$0.4380	$0.3040	$0.3710	$0.2590	$0.0706	$0.2590
Rapeseed	Jul. 1-Jun. 30	Nov. 30, 2011	Pound	$0.2530	$0.2630	$0.2580	$0.2340	$0.0706	$0.2340
Safflower	Sep. 1-Aug. 31	Nov. 30, 2011	Pound	$0.2480	$0.1710	$0.2095	$0.1720	$0.0706	$0.1720
Crambe	Sep. 1-Aug. 31	Nov. 30, 2011	Pound	$0.2614	$0.3680	$0.3147	$0.3280	$0.0706	$0.3280
Sesame Seed	Sep. 1-Aug. 31	Nov. 30, 2011	Pound	$0.3200	$0.2800	$0.3000	$0.3060	$0.0706	$0.3060
Rice (Long Grain)	Aug. 1-Jul. 31	Jan. 31, 2012	Pound	$0.1490	$0.1290	$0.1390	$0.1100	$0.0455	$0.1100
Rice (Medium/Short Grain)	Aug. 1-Jul. 31	Jan. 31, 2012	Pound	$0.2480	$0.1840	$0.2160	$0.1880	$0.0455	$0.1880

1/ Source for final prices--National Agricultural Statistics Service (NASS), Agricultural Prices.

2/ Simple average of the 2008/09 and 2009/10 MYA prices.

3/ Higher of the: (a) 2010/11 average market price or (b) 70% of the 2010 national average loan rate.

--*

*--ACRE Prices and Values (Continued)

The following are 2011 ACRE prices and values.

2011 AVERAGE CROP REVENUE ELECTION (ACRE) GUARANTEE PRICES, 2011/12 MARKET YEAR AVERAGE (MYA) PRICES, 70 PERCENT OF THE 2011 NATIONAL MARKETING ASSISTANCE LOAN RATES, AND 2011 ACRE PRICES JANUARY 31, 2013 1/

Commodity	Marketing Year	Publishing Dates for the Final 2011/12 MYA Price and 2011 ACRE Price	Unit	Final 2009/10 MYA Price	Final 2010/11 MYA Price	2011 ACRE Guarantee Price 2/	Final 2011/12 MYA Price	70 Percent of the 2011 National Market Assistance Loan Rate	Final 2011 ACRE Price 3/
Wheat	Jun. 1-May 31	Jun. 28, 2012	Bushel	$4.87	$5.70	$5.29	$7.24	$2.06	$7.24
Barley (Feed)	Jun. 1-May 31	Jun. 28, 2012	Bushel	$2.61	$3.22	$2.92	$4.91	$1.37	$4.91
Oats	Jun. 1-May 31	Jun. 28, 2012	Bushel	$2.02	$2.52	$2.27	$3.49	$0.97	$3.49
Peanuts	Aug. 1-Jul. 31	Aug. 31, 2012	Pound	$0.217	$0.225	$0.221	$0.318	$0.1240	$0.3180
Corn	Sep. 1-Aug. 31	Sep. 27, 2012	Bushel	$3.55	$5.18	$4.37	$6.22	$1.37	$6.22
Grain Sorghum	Sep. 1-Aug. 31	Sep. 27, 2012	Bushel	$3.22	$5.02	$4.12	$5.99	$1.37	$5.99
Soybeans	Sep. 1-Aug. 31	Sep. 27, 2012	Bushel	$9.59	$11.30	$10.45	$12.50	$3.50	$12.50
Dry Peas	Jul. 1-Jun. 30	Sep. 27, 2012	Pound	$0.0898	$0.0977	$0.0938	$0.1530	$0.0378	$0.1530
Lentils	Jul. 1-Jun. 30	Sep. 27, 2012	Pound	$0.2680	$0.2570	$0.2625	$0.2500	$0.0790	$0.2500
Upland Cotton	Aug. 1-Jul. 31	Oct. 11, 2012	Pound	$0.629	$0.815	$0.722	$0.883	$0.364	$0.883
Large Chickpeas	Sep. 1-Aug. 31	Nov. 30, 2012	Pound	$0.2910	$0.3050	$0.2980	$0.4210	$0.0790	$0.4210
Small Chickpeas	Sep. 1-Aug. 31	Nov. 30, 2012	Pound	$0.2030	$0.2080	$0.2055	$0.2150	$0.0520	$0.2150
Sunflower Seed (All)	Sep. 1-Aug. 31	Nov. 30, 2012	Pound	$0.1510	$0.2330	$0.1920	$0.2910	$0.0706	$0.2910
Canola	Jul. 1-Jun. 30	Nov. 30, 2012	Pound	$0.1620	$0.1930	$0.1775	$0.2400	$0.0706	$0.2400
Flaxseed	Jul. 1-Jun. 30	Nov. 30, 2012	Bushel	$8.15	$12.20	$10.18	$13.90	$3.95	$13.90
Mustard Seed	Sep. 1-Aug. 31	Nov. 30, 2012	Pound	$0.3040	$0.2590	$0.2815	$0.3360	$0.0706	$0.3360
Rapeseed	Jul. 1-Jun. 30	Nov. 30, 2012	Pound	$0.2630	$0.2340	$0.2485	$0.2700	$0.0706	$0.2700
Safflower	Sep. 1-Aug. 31	Nov. 30, 2012	Pound	$0.1710	$0.1720	$0.1715	$0.2440	$0.0706	$0.2440
Crambe	Sep. 1-Aug. 31	Nov. 30, 2012	Pound	$0.3680	$0.3280	$0.3480	$0.3780	$0.0706	$0.3780
Sesame Seed	Sep. 1-Aug. 31	Nov. 30, 2012	Pound	$0.2800	$0.3060	$0.2930	$0.3500	$0.0706	$0.3500
Rice (Long Grain)	Aug. 1-Jul. 31	Jan. 31, 2013	Pound	$0.1290	$0.1100	$0.1195	$0.1340	$0.0455	$0.1340
Rice (Medium/Short Grain)	Aug. 1-Jul. 31	Jan. 31, 2013	Pound	$0.1840	$0.1880	$0.1860	$0.1710	$0.0455	$0.1710

1/ Source for final prices--National Agricultural Statistics Service (NASS), Agricultural Prices.
Price projections are the mid-point of the price forecast range, when applicable.
2/ Simple average of the 2009/10 and 2010/11 MYA prices.
3/ Higher of the: (a) 2011/12 average market price or (b) 70% of the 2011 national average loan rate.

--*

ACRE Prices and Values (Continued)

The following are 2012 ACRE prices and values.

*--

2012 AVERAGE CROP REVENUE ELECTION (ACRE) GUARANTEE PRICES, 2011/12 and 2012/13 MARKET YEAR AVERAGE (MYA) PRICES, 70 PERCENT OF THE 2012 NATIONAL MARKETING ASSISTANCE LOAN RATES, AND 2012 ACRE PRICES JANUARY 31, 2014 1/

Commodity	Marketing Year	Publishing Dates for the Final 2012/13 MYA Price and 2012 ACRE Price	Unit	Final 2010/11 MYA Price	Final 2011/12 MYA Price	Final 2012 ACRE Guarantee Price 2/	Final 2012/13 MYA Price	70 Percent of the 2012 National Market Assistance Loan Rate	Final 2012 ACRE Price 3/
Wheat	Jun. 1-May 31	Jun. 27, 2013	Bushel	$5.70	$7.24	$6.47	$7.77	$2.06	$7.77
Barley (Feed)	Jun. 1-May 31	Jun. 27, 2013	Bushel	$3.22	$4.91	$4.07	$5.62	$1.37	$5.62
Oats	Jun. 1-May 31	Jun. 27, 2013	Bushel	$2.52	$3.49	$3.01	$3.89	$0.97	$3.89
Peanuts	Aug. 1-Jul. 31	Aug. 30, 2013	Pound	$0.225	$0.318	$0.272	$0.301	$0.124	$0.3010
Corn	Sep. 1-Aug. 31	Sep. 27, 2013	Bushel	$5.18	$6.22	$5.70	$6.89	$1.37	$6.89
Grain Sorghum	Sep. 1-Aug. 31	Sep. 27, 2013	Bushel	$5.02	$5.99	$5.51	$6.33	$1.37	$6.33
Soybeans	Sep. 1-Aug. 31	Sep. 27, 2013	Bushel	$11.30	$12.50	$11.90	$14.40	$3.50	$14.40
Dry Peas	Jul. 1-Jun. 30	Sep. 27, 2013	Pound	$0.0977	$0.1530	$0.1254	$0.1570	$0.0378	$0.1570
Lentils	Jul. 1-Jun. 30	Sep. 27, 2013	Pound	$0.2570	$0.2500	$0.2535	$0.2070	$0.0790	$0.2070
Upland Cotton	Aug. 1-Jul. 31	Oct. 31, 2013	Pound	$0.815	$0.883	$0.849	$0.725	$0.364	$0.725
Large Chickpeas	Sep. 1-Aug. 31	Nov. 27, 2013	Pound	$0.3050	$0.4210	$0.3630	$0.3790	$0.0790	$0.3790
Small Chickpeas	Sep. 1-Aug. 31	Nov. 27, 2013	Pound	$0.2080	$0.2150	$0.2115	$0.2740	$0.0520	$0.2740
Sunflower Seed (All)	Sep. 1-Aug. 31	Nov. 27, 2013	Pound	$0.2330	$0.2910	$0.2620	$0.2540	$0.0706	$0.2540
Canola	Jul. 1-Jun. 30	Nov. 27, 2013	Pound	$0.1930	$0.2400	$0.2165	$0.2650	$0.0706	$0.2650
Flaxseed	Jul. 1-Jun. 30	Nov. 27, 2013	Bushel	$12.20	$13.90	$13.05	$13.80	$3.95	$13.80
Mustard Seed	Sep. 1-Aug. 31	Nov. 27, 2013	Pound	$0.2590	$0.3360	$0.2975	$0.3580	$0.0706	$0.3580
Rapeseed	Jul. 1-Jun. 30	Nov. 27, 2013	Pound	$0.2340	$0.2700	$0.2520	$0.2610	$0.0706	$0.2610
Safflower	Sep. 1-Aug. 31	Nov. 27, 2013	Pound	$0.1720	$0.2440	$0.2080	$0.2750	$0.0706	$0.2750
Crambe	Sep. 1-Aug. 31	Nov. 27, 2013	Pound	$0.3280	$0.3780	$0.3530	$0.3650	$0.0706	$0.3650
Sesame Seed	Sep. 1-Aug. 31	Nov. 27, 2013	Pound	$0.3060	$0.3500	$0.3280	$0.3200	$0.0706	$0.3200
Rice (Long Grain)	Aug. 1-Jul. 31	Jan. 31, 2014	Pound	$0.1100	$0.1340	$0.1220	$0.1450	$0.0455	$0.1450
Rice (Medium/Short Grain)	Aug. 1-Jul. 31	Jan. 31, 2014	Pound	$0.1880	$0.1710	$0.1795	$0.1740	$0.0455	$0.1740

1/ Source for final prices--National Agricultural Statistics Service (NASS), Agricultural Prices.

2/ Simple average of the 2010/11 and 2011/12 MYA prices.

3/ Higher of the: (a) 2012/13 average market price or (b) 70% of the 2012 national average loan rate.

--*

ACRE Prices and Values (Continued)

The following are 2013 ACRE prices and values.

*--

2013 AVERAGE CROP REVENUE ELECTION (ACRE) GUARANTEE PRICES, 2012/13 and 2013/14 MARKET YEAR AVERAGE (MYA) PRICES, 70 PERCENT OF THE 2013 NATIONAL MARKETING ASSISTANCE LOAN RATES, AND 2013 ACRE PRICES JANUARY 30, 2015 1/

Commodity	Marketing Year	Publishing Dates for the Final 2013/14 MYA Price and 2013 ACRE Price	Unit	Final 2011/12 MYA Price	Final 2012/13 MYA Price	Final 2013 ACRE Guarantee Price 2/	Final 2013/14 MYA Price	70 Percent of the 2013 National Loan Rate	Final 2013 ACRE Price 3/
Wheat	Jun. 1-May 31	Jun. 27, 2014	Bushel	$7.24	$7.77	$7.51	$6.87	$2.06	$6.87
Barley (Feed)	Jun. 1-May 31	Jun. 27, 2014	Bushel	$4.91	$5.62	$5.27	$4.28	$1.37	$4.28
Oats	Jun. 1-May 31	Jun. 27, 2014	Bushel	$3.49	$3.89	$3.69	$3.75	$0.97	$3.75
Peanuts	Aug. 1-Jul. 31	Aug. 28, 2014	Pound	$0.318	$0.301	$0.310	$0.249	$0.124	$0.249
Corn	Sep. 1-Aug. 31	Sep. 29, 2014	Bushel	$6.22	$6.89	$6.56	$4.46	$1.37	$4.46
Grain Sorghum	Sep. 1-Aug. 31	Sep. 29, 2014	Bushel	$5.99	$6.33	$6.16	$4.28	$1.37	$4.28
Soybeans	Sep. 1-Aug. 31	Sep. 29, 2014	Bushel	$12.50	$14.40	$13.45	$13.00	$3.50	$13.00
Dry Peas	Jul. 1-Jun. 30	Sep. 29, 2014	Pound	$0.1530	$0.1570	$0.1550	$0.1460	$0.0378	$0.1460
Lentils	Jul. 1-Jun. 30	Sep. 29, 2014	Pound	$0.2500	$0.2070	$0.2285	$0.1980	$0.0790	$0.1980
Upland Cotton	Aug. 1-Jul. 31	Oct. 10, 2014	Pound	$0.883	$0.725	$0.804	$0.779	$0.364	$0.779
Large Chickpeas	Sep. 1-Aug. 31	Nov. 26, 2014	Pound	$0.4210	$0.3790	$0.4000	$0.3090	$0.0790	$0.3090
Small Chickpeas	Sep. 1-Aug. 31	Nov. 26, 2014	Pound	$0.2150	$0.2740	$0.2445	$0.2270	$0.0520	$0.2270
Sunflower Seed (All)	Sep. 1-Aug. 31	Nov. 26, 2014	Pound	$0.2910	$0.2540	$0.2725	$0.2140	$0.0706	$0.2140
Canola	Jul. 1-Jun. 30	Nov. 26, 2014	Pound	$0.2400	$0.2650	$0.2525	$0.2060	$0.0706	$0.2060
Flaxseed	Jul. 1-Jun. 30	Nov. 26, 2014	Bushel	$13.90	$13.80	$13.85	$13.80	$3.95	$13.80
Mustard Seed	Sep. 1-Aug. 31	Nov. 26, 2014	Pound	$0.3360	$0.3580	$0.3470	$0.3720	$0.0706	$0.3720
Rapeseed	Jul. 1-Jun. 30	Nov. 26, 2014	Pound	$0.2700	$0.2610	$0.2655	$0.2510	$0.0706	$0.2510
Safflower	Sep. 1-Aug. 31	Nov. 26, 2014	Pound	$0.2440	$0.2750	$0.2595	$0.2790	$0.0706	$0.2790
Crambe	Sep. 1-Aug. 31	Nov. 26, 2014	Pound	$0.3780	$0.3650	$0.3715	$0.3510	$0.0706	$0.3510
Sesame Seed	Sep. 1-Aug. 31	Nov. 26, 2014	Pound	$0.3500	$0.3200	$0.3350	$0.4400	$0.0706	$0.4400
Rice (Long Grain)	Aug. 1-Jul. 31	Jan. 30, 2015	Pound	$0.1340	$0.1450	$0.1395	$0.1540	$0.0455	$0.1540
Rice (Medium/Short Grain)	Aug. 1-Jul. 31	Jan. 30, 2015	Pound	$0.1710	$0.1740	$0.1725	$0.1920	$0.0455	$0.1920

1/ Source for final prices--National Agricultural Statistics Service (NASS), Agricultural Prices.

2/ Simple average of the 2011/12 and 2012/13 MYA prices.

3/ Higher of the: (a) 2013/14 average market price or (b) 70% of the 2013 national average loan rate.

--*

State Trigger

This exhibit provides information as to which crops meet the applicable State's trigger.

1 Alabama

The following table displays whether a crop meets the Alabama State trigger for the applicable crop. The "shaded" box indicates the data is TBA.

Crop	Status	2009	2010	2011	2012	2013
Barley	All Yield	No	No	No	No	No
Canola	All Yield	No	No	No	No	No
Chickpeas, Large	All Yield	No	No	No	No	No
Chickpeas, Small	All Yield	No	No	No	No	No
Corn	All Yield	No	No	No	No	No
Cotton, Upland	All Yield	No	No	No	No	No
Crambe	All Yield	No	No	No	No	No
Flaxseed	All Yield	No	No	No	No	No
Grain Sorghum	All Yield	No	No	No	No	No
Lentils	All Yield	No	No	No	No	No
Mustard Seed	All Yield	No	No	No	No	No
Oats	All Yield	Yes	Yes	No	No	No
Peanuts	All Yield	No	No	No	No	No
Peas, Dry	All Yield	No	No	No	No	No
Rapeseed	All Yield	No	No	No	No	No
Rice, Long Grain	All Yield	No	No	No	No	*****--No
Rice, Medium Grain	All Yield	No	No	No	No	No--*****
Safflower	All Yield	No	No	No	No	No
Sesame Seed	All Yield	No	No	No	No	No
Soybeans	All Yield	No	No	No	No	No
Sunflower Seed	All Yield	No	No	No	No	No
Wheat	All Yield	Yes	No	No	No	No

State Trigger (Continued)

2 Alaska

The following table displays whether a crop meets the Alaska State trigger for the applicable crop. The "shaded" box indicates the data is TBA.

Crop	Status	2009	2010	2011	2012	2013
Barley	All Yield	Yes	No	No	No	No
Canola	All Yield	No	No	No	No	No
Chickpeas, Large	All Yield	No	No	No	No	No
Chickpeas, Small	All Yield	No	No	No	No	No
Corn	All Yield	No	No	No	No	No
Cotton, Upland	All Yield	No	No	No	No	No
Crambe	All Yield	No	No	No	No	No
Flaxseed	All Yield	No	No	No	No	No
Grain Sorghum	All Yield	No	No	No	No	No
Lentils	All Yield	No	No	No	No	No
Mustard Seed	All Yield	No	No	No	No	No
Oats	All Yield	Yes	No	No	No	No
Peanuts	All Yield	No	No	No	No	No
Peas, Dry	All Yield	No	No	No	No	No
Rapeseed	All Yield	No	No	No	No	No
Rice, Long Grain	All Yield	No	No	No	No	*****--No
Rice, Medium Grain	All Yield	No	No	No	No	No--*****
Safflower	All Yield	No	No	No	No	No
Sesame Seed	All Yield	No	No	No	No	No
Soybeans	All Yield	No	No	No	No	No
Sunflower Seed	All Yield	No	No	No	No	No
Wheat	All Yield	No	No	No	No	No

State Trigger (Continued)

3 Arizona

The following table displays whether a crop meets the Arizona State trigger for the applicable crop. The "shaded" box indicates the data is TBA.

Crop	Status	2009	2010	2011	2012	2013
Barley	All Yield	Yes	No	No	No	No
Canola	All Yield	No	No	No	No	No
Chickpeas, Large	All Yield	No	No	No	No	No
Chickpeas, Small	All Yield	No	No	No	No	No
Corn	All Yield	Yes	No	No	No	Yes
Cotton, Upland	All Yield	No	No	No	No	No
Crambe	All Yield	No	No	No	No	No
Flaxseed	All Yield	No	No	No	No	No
Grain Sorghum	All Yield	Yes	No	No	No	Yes
Lentils	All Yield	No	No	No	No	No
Mustard Seed	All Yield	No	No	No	No	No
Oats	All Yield	No	No	No	No	No
Peanuts	All Yield	No	No	No	No	No
Peas, Dry	All Yield	No	No	No	No	No
Rapeseed	All Yield	No	No	No	No	No
Rice, Long Grain	All Yield	No	No	No	No	***--**No
Rice, Medium Grain	All Yield	No	No	No	No	No--*****
Safflower	All Yield	No	No	No	No	No
Sesame Seed	All Yield	No	No	No	No	No
Soybeans	All Yield	No	No	No	No	No
Sunflower Seed	All Yield	No	No	No	No	No
Wheat	All Yield	Yes	No	No	No	No

State Trigger (Continued)

4 Arkansas

The following table displays whether a crop meets the Arkansas State trigger for the applicable crop. The "shaded" box indicates the data is TBA.

Crop	Status	2009	2010	2011	2012	2013
Barley	All Yield	No	No	No	No	No
Canola	All Yield	No	No	No	No	No
Chickpeas, Large	All Yield	No	No	No	No	No
Chickpeas, Small	All Yield	No	No	No	No	No
Corn	All Yield				No	No
	Irrigated	Yes	No	No		
	Nonirrigated	Yes	No	No		
Cotton, Upland	All Yield	Yes	No	No	No	No
Crambe	All Yield	No	No	No	No	No
Flaxseed	All Yield	No	No	No	No	No
Grain Sorghum	Irrigated	No	No	No	No	Yes
	Nonirrigated	No	No	No	No	No
Lentils	All Yield	No	No	No	No	No
Mustard Seed	All Yield	No	No	No	No	No
Oats	All Yield	No	No	No	No	No
Peanuts	All Yield	No	No	No	No	No
Peas, Dry	All Yield	No	No	No	No	No
Rapeseed	All Yield	No	No	No	No	No
Rice, Long Grain	All Yield	No	Yes	No	No	*--No
Rice, Medium Grain	All Yield	No	Yes	Yes	No	No--*
Safflower	All Yield	No	No	No	No	No
Sesame Seed	All Yield	No	No	No	No	No
Soybeans	Irrigated	Yes	No	No	No	No
	Nonirrigated	No	No	No	No	No
Sunflower Seed	All Yield	No	No	No	No	No
Wheat	All Yield	Yes	No	No	No	No

State Trigger (Continued)

5 California

The following table displays whether a crop meets the California State trigger for the applicable crop. The "shaded" box indicates the data is TBA.

Crop	Status	2009	2010	2011	2012	2013
Barley	Irrigated	Yes	No	No	No	Yes
	Nonirrigated	Yes	No	No	No	Yes
Canola	All Yield	No	No	No	No	No
Chickpeas, Large	All Yield	No	No	No	No	No
Chickpeas, Small	All Yield	No	No	No	No	No
Corn	All Yield	Yes	No	No	No	No
Cotton, Upland	All Yield	No	No	No	No	No
Crambe	All Yield	No	No	No	No	No
Flaxseed	All Yield	No	No	No	No	No
Grain Sorghum	All Yield	Yes	No	No	No	No
Lentils	All Yield	No	No	No	No	No
Mustard Seed	All Yield	No	No	No	No	No
Oats	All Yield	Yes	No	No	No	No
Peanuts	All Yield	No	No	No	No	No
Peas, Dry	All Yield	No	No	No	No	No
Rapeseed	All Yield	No	No	No	No	No
Rice, Long Grain	All Yield	Yes	Yes	Yes	No	***--**No
Rice, Medium Grain	All Yield	No	Yes	No	No	No**--***
Safflower	All Yield	Yes	Yes	No	No	No
Sesame Seed	All Yield	No	No	No	No	No
Soybeans	All Yield	Yes	No	No	No	No
Sunflower Seed	All Yield	Yes	No	No	No	No
Wheat	All Yield	Yes	No	No	No	Yes

State Trigger (Continued)

6 Colorado

The following table displays whether a crop meets the Colorado State trigger for the applicable crop. The "shaded" box indicates the data is TBA.

Crop	Status	2009	2010	2011	2012	2013
Barley	All Yield	Yes	No	No	No	No
Canola	All Yield	Yes	No	No	No	No
Chickpeas, Large	All Yield	No	No	No	No	No
Chickpeas, Small	All Yield	No	No	No	No	No
Corn	Irrigated	Yes	No	No	No	Yes
	Nonirrigated	No	No	No	Yes	Yes
Cotton, Upland	All Yield	No	No	No	No	No
Crambe	All Yield	No	No	No	No	No
Flaxseed	All Yield	No	No	No	No	No
Grain Sorghum	All Yield	No	No	No	Yes	Yes
Lentils	All Yield	No	No	No	No	No
Mustard Seed	Irrigated	No	No	No	No	No
	Nonirrigated	No	No	No	No	No
Oats	Irrigated	Yes	Yes	No	No	No
	Nonirrigated	Yes	No	No	Yes	No
Peanuts	All Yield	No	No	No	No	No
Peas, Dry	All Yield	No	No	No	Yes	No
Rapeseed	All Yield	No	No	No	No	No
Rice, Long Grain	All Yield	No	No	No	No	*****--No
Rice, Medium Grain	All Yield	No	No	No	No	No--*****
Safflower	All Yield	No	Yes	No	No	Yes
Sesame Seed	All Yield	No	No	No	No	No
Soybeans	All Yield	No	No	No	No	No
Sunflower Seed	All Yield	Yes	No	No	Yes	Yes
Wheat	All Yield	No	No	No	No	Yes

State Trigger (Continued)

7 Connecticut

The following table displays whether a crop meets the Connecticut State trigger for the applicable crop. The "shaded" box indicates the data is TBA.

Crop	Status	2009	2010	2011	2012	2013
Barley	All Yield	No	No	No	No	No
Canola	All Yield	No	No	No	No	No
Chickpeas, Large	All Yield	No	No	No	No	No
Chickpeas, Small	All Yield	No	No	No	No	No
Corn	All Yield	Yes	No	No	No	Yes
Cotton, Upland	All Yield	No	No	No	No	No
Crambe	All Yield	No	No	No	No	No
Flaxseed	All Yield	No	No	No	No	No
Grain Sorghum	All Yield	No	No	No	No	No
Lentils	All Yield	No	No	No	No	No
Mustard Seed	All Yield	No	No	No	No	No
Oats	All Yield	No	No	No	No	No
Peanuts	All Yield	No	No	No	No	No
Peas, Dry	All Yield	No	No	No	No	No
Rapeseed	All Yield	No	No	No	No	No
Rice, Long Grain	All Yield	No	No	No	No	***--**No
Rice, Medium Grain	All Yield	No	No	No	No	No--*****
Safflower	All Yield	No	No	No	No	No
Sesame Seed	All Yield	No	No	No	No	No
Soybeans	All Yield	No	No	No	No	No
Sunflower Seed	All Yield	No	No	No	No	No
Wheat	All Yield	No	No	No	No	No

State Trigger (Continued)

8 Delaware

The following table displays whether a crop meets the Delaware State trigger for the applicable crop. The "shaded" box indicates the data is TBA.

Crop	Status	2009	2010	2011	2012	2013
Barley	All Yield	Yes	Yes	No	No	No
Canola	All Yield	No	No	No	No	No
Chickpeas, Large	All Yield	No	No	No	No	No
Chickpeas, Small	All Yield	No	No	No	No	No
Corn	Irrigated	Yes	No	No	No	No
	Nonirrigated	No	No	No	No	No
Cotton, Upland	All Yield	No	No	No	No	No
Crambe	All Yield	No	No	No	No	No
Flaxseed	All Yield	No	No	No	No	No
Grain Sorghum	All Yield	Yes	No	No	No	No
Lentils	All Yield	No	No	No	No	No
Mustard Seed	All Yield	No	No	No	No	No
Oats	All Yield	Yes	No	No	No	No
Peanuts	All Yield	No	No	No	No	No
Peas, Dry	All Yield	No	No	No	No	No
Rapeseed	All Yield	No	No	No	No	No
Rice, Long Grain	All Yield	No	No	No	No	*****--No
Rice, Medium Grain	All Yield	No	No	No	No	No--*****
Safflower	All Yield	No	No	No	No	No
Sesame Seed	All Yield	No	No	No	No	No
Soybeans	All Yield	No	No	No	No	No
Sunflower Seed	All Yield	No	No	No	No	No
Wheat	All Yield	Yes	Yes	No		No
	Irrigated				No	No
	Nonirrigated				No	No

State Trigger (Continued)

9 Florida

The following table displays whether a crop meets the Florida State trigger for the applicable crop. The "shaded" box indicates the data is TBA.

Crop	Status	2009	2010	2011	2012	2013
Barley	All Yield	No	No	No	No	No
Canola	All Yield	No	No	No	No	No
Chickpeas, Large	All Yield	No	No	No	No	No
Chickpeas, Small	All Yield	No	No	No	No	No
Corn	All Yield	No	No	No	No	No
Cotton, Upland	All Yield	No	No	No	No	No
Crambe	All Yield	No	No	No	No	No
Flaxseed	All Yield	No	No	No	No	No
Grain Sorghum	All Yield	No	No	No	No	No
Lentils	All Yield	No	No	No	No	No
Mustard Seed	All Yield	No	No	No	No	No
Oats	All Yield	No	No	No	No	No
Peanuts	All Yield	No	No	No	No	No
Peas, Dry	All Yield	No	No	No	No	No
Rapeseed	All Yield	No	No	No	No	No
Rice, Long Grain	All Yield	No	No	No	No	***--**No
Rice, Medium Grain	All Yield	No	No	No	No	No--*****
Safflower	All Yield	No	No	No	No	No
Sesame Seed	All Yield	No	No	No	No	No
Soybeans	All Yield	No	No	No	No	No
Sunflower Seed	Irrigated	No	No	No	No	No
	Nonirrigated	No	No	No	No	No
Wheat	All Yield	Yes	Yes	No	No	No

State Trigger (Continued)

10 Georgia

The following table displays whether a crop meets the Georgia State trigger for the applicable crop. The "shaded" box indicates the data is TBA.

Crop	Status	2009	2010	2011	2012	2013
Barley	All Yield	No	No	No	No	No
Canola	All Yield	No	No	No	No	No
Chickpeas, Large	All Yield	No	No	No	No	No
Chickpeas, Small	All Yield	No	No	No	No	No
Corn	Irrigated	No	No	No	No	No
	Nonirrigated	No	No	No	No	No
Cotton, Upland	Irrigated	No	No	No	No	No
	Nonirrigated	No	No	No	No	No
Crambe	All Yield	No	No	No	No	No
Flaxseed	All Yield	No	No	No	No	No
Grain Sorghum	Irrigated	No	No	No	No	No
	Nonirrigated	No	No	No	No	No
Lentils	All Yield	No	No	No	No	No
Mustard Seed	All Yield	No	No	No	No	No
Oats	All Yield	Yes	No	No	No	No
Peanuts	Irrigated	No	No	No	No	No
	Nonirrigated	No	No	No	No	No
Peas, Dry	All Yield	No	No	No	No	No
Rapeseed	All Yield	No	No	No	No	No
Rice, Long Grain	All Yield	No	No	No	No	***--**No
Rice, Medium Grain	All Yield	No	No	No	No	No**--***
Safflower	All Yield	No	No	No	No	No
Sesame Seed	All Yield	No	No	No	No	No
Soybeans	All Yield	No	No	Yes	No	No
Sunflower Seed	All Yield	No	No	No	No	No
Wheat	All Yield	Yes	Yes	No	No	No

State Trigger (Continued)

11 Hawaii

The following table displays whether a crop meets the Hawaii State trigger for the applicable crop. The "shaded" box indicates the data is TBA.

Crop	Status	2009	2010	2011	2012	2013
Barley	All Yield	N/A	N/A	N/A	N/A	*--N/A
Canola	All Yield	N/A	N/A	N/A	N/A	N/A
Chickpeas, Large	All Yield	N/A	N/A	N/A	N/A	N/A
Chickpeas, Small	All Yield	N/A	N/A	N/A	N/A	N/A
Corn	All Yield	N/A	N/A	N/A	N/A	N/A
Cotton, Upland	All Yield	N/A	N/A	N/A	N/A	N/A
Crambe	All Yield	N/A	N/A	N/A	N/A	N/A
Flaxseed	All Yield	N/A	N/A	N/A	N/A	N/A
Grain Sorghum	All Yield	N/A	N/A	N/A	N/A	N/A
Lentils	All Yield	N/A	N/A	N/A	N/A	N/A
Mustard Seed	All Yield	N/A	N/A	N/A	N/A	N/A
Oats	All Yield	N/A	N/A	N/A	N/A	N/A
Peanuts	All Yield	N/A	N/A	N/A	N/A	N/A
Peas, Dry	All Yield	N/A	N/A	N/A	N/A	N/A
Rapeseed	All Yield	N/A	N/A	N/A	N/A	N/A
Rice, Long Grain	All Yield	N/A	N/A	N/A	N/A	N/A
Rice, Medium Grain	All Yield	N/A	N/A	N/A	N/A	N/A
Safflower	All Yield	N/A	N/A	N/A	N/A	N/A
Sesame Seed	All Yield	N/A	N/A	N/A	N/A	N/A
Soybeans	All Yield	N/A	N/A	N/A	N/A	N/A
Sunflower Seed	All Yield	N/A	N/A	N/A	N/A	N/A
Wheat	All Yield	N/A	N/A	N/A	N/A	N/A--*

State Trigger (Continued)

12 Idaho

The following table displays whether a crop meets the Idaho State trigger for the applicable crop. The "shaded" box indicates the data is TBA.

Crop	Status	2009	2010	2011	2012	2013
Barley	Irrigated	Yes	No	No	No	No
	Nonirrigated	Yes	No	No	No	No
Canola	All Yield	No	No	No	No	No
Chickpeas, Large	All Yield	No	No	No	No	No
Chickpeas, Small	All Yield	No	No	No	No	No
Corn	All Yield	No	No	No	No	No
Cotton, Upland	All Yield	No	No	No	No	No
Crambe	All Yield	No	No	No	No	No
Flaxseed	All Yield	No	No	No	No	No
Grain Sorghum	All Yield	No	No	No	No	No
Lentils	All Yield	No	Yes	No	Yes	No
Mustard Seed	All Yield	No	Yes	Yes		
	Irrigated				Yes	No
	Nonirrigated				Yes	Yes
Oats	Irrigated	Yes	No	No	No	No
	Nonirrigated	Yes	No	No	No	No
Peanuts	All Yield	No	No	No	No	No
Peas, Dry	All Yield	Yes	Yes	No	No	No
Rapeseed	All Yield	No	No	No	No	No
Rice, Long Grain	All Yield	No	No	No	No	*--No
Rice, Medium Grain	All Yield	No	No	No	No	No--*
Safflower	All Yield	No	Yes	No	No	No
Sesame Seed	All Yield	No	No	No	No	No
Soybeans	All Yield	No	No	No	No	No
Sunflower Seed	All Yield	No	No	No	No	No
Wheat	Irrigated	Yes	No	No	No	No
	Nonirrigated	Yes	No	No	No	No

State Trigger (Continued)

13 Illinois

The following table displays whether a crop meets the Illinois State trigger for the applicable crop. The "shaded" box indicates the data is TBA.

Crop	Status	2009	2010	2011	2012	2013
Barley	All Yield	Yes	Yes	No	No	No
Canola	All Yield	No	No	No	Yes	No
Chickpeas, Large	All Yield	No	No	No	No	No
Chickpeas, Small	All Yield	No	No	No	No	No
Corn	All Yield	Yes	No	No	No	No
Cotton, Upland	All Yield	No	No	No	No	No
Crambe	All Yield	No	No	No	No	No
Flaxseed	All Yield	No	No	No	No	No
Grain Sorghum	All Yield	Yes	No	No	No	No
Lentils	All Yield	No	No	No	No	No
Mustard Seed	All Yield	No	No	No	No	No
Oats	All Yield	Yes	Yes	No	No	No
Peanuts	All Yield	No	No	No	No	No
Peas, Dry	All Yield	Yes	No	No	No	No
Rapeseed	All Yield	No	No	No	No	No
Rice, Long Grain	All Yield	No	No	No	No	*****--No
Rice, Medium Grain	All Yield	No	No	No	No	No--*****
Safflower	All Yield	Yes	No	No	No	No
Sesame Seed	All Yield	No	No	No	No	No
Soybeans	All Yield	No	No	No	No	No
Sunflower Seed	All Yield	Yes	No	No	No	No
Wheat	All Yield	Yes	Yes	No	No	No

State Trigger (Continued)

14 Indiana

The following table displays whether a crop meets the Indiana State trigger for the applicable crop. The "shaded" box indicates the data is TBA.

Crop	Status	2009	2010	2011	2012	2013
Barley	All Yield	Yes	Yes	No	No	No
Canola	All Yield	No	No	No	No	No
Chickpeas, Large	All Yield	No	No	No	No	No
Chickpeas, Small	All Yield	No	No	No	No	No
Corn	All Yield	No	No	No	No	No
Cotton, Upland	All Yield	No	No	No	No	No
Crambe	All Yield	No	No	No	No	No
Flaxseed	All Yield	No	No	No	No	No
Grain Sorghum	All Yield	Yes	No	No	Yes	No
Lentils	All Yield	No	No	No	No	No
Mustard Seed	All Yield	No	No	No	No	No
Oats	All Yield	Yes	Yes	No	No	No
Peanuts	All Yield	No	No	No	No	No
Peas, Dry	All Yield	No	No	No	No	No
Rapeseed	All Yield	No	No	No	No	No
Rice, Long Grain	All Yield	No	No	No	No	***--**No
Rice, Medium Grain	All Yield	No	No	No	No	No--*****
Safflower	All Yield	No	No	No	No	No
Sesame Seed	All Yield	No	No	No	No	No
Soybeans	All Yield	No	No	No	No	No
Sunflower Seed	All Yield	Yes	No	No	No	No
Wheat	All Yield	Yes	Yes	No	No	No

State Trigger (Continued)

15 Iowa

The following table displays whether a crop meets the Iowa State trigger for the applicable crop. The "shaded" box indicates the data is TBA.

Crop	Status	2009	2010	2011	2012	2013
Barley	All Yield	Yes	Yes	No	No	No
Canola	All Yield	No	No	No	No	No
Chickpeas, Large	All Yield	No	No	No	No	No
Chickpeas, Small	All Yield	No	No	No	No	No
Corn	All Yield	No	No	No	No	Yes
Cotton, Upland	All Yield	No	No	No	No	No
Crambe	All Yield	No	No	No	No	No
Flaxseed	All Yield	No	No	No	No	No
Grain Sorghum	All Yield	No	No	No	No	Yes
Lentils	All Yield	No	No	No	No	No
Mustard Seed	All Yield	No	No	No	No	No
Oats	All Yield	Yes	Yes	No	No	No
Peanuts	All Yield	No	No	No	No	No
Peas, Dry	All Yield	No	No	No	No	No
Rapeseed	All Yield	No	No	No	No	No
Rice, Long Grain	All Yield	No	No	No	No	***--**No
Rice, Medium Grain	All Yield	No	No	No	No	No--*****
Safflower	All Yield	No	No	No	No	No
Sesame Seed	All Yield	No	No	No	No	No
Soybeans	All Yield	No	No	No	No	Yes
Sunflower Seed	All Yield	No	No	No	No	No
Wheat	All Yield	Yes	Yes	No	No	No

State Trigger (Continued)

16 Kansas

The following table displays whether a crop meets the Kansas State trigger for the applicable crop. The "shaded" box indicates the data is TBA.

Crop	Status	2009	2010	2011	2012	2013
Barley	All Yield	Yes	No	No	No	No
Canola	All Yield	No	No	No	No	No
Chickpeas, Large	All Yield	No	No	No	No	No
Chickpeas, Small	All Yield	No	No	No	No	No
Corn	Irrigated	No	No	No	No	Yes
	Nonirrigated	No	No	No	Yes	Yes
Cotton, Upland	All Yield	No	No			
	Irrigated			No	No	No
	Nonirrigated			Yes	Yes	No
Crambe	All Yield	No	No	No	No	No
Flaxseed	All Yield	No	No	No	No	No
Grain Sorghum	All Yield	No	No	No	Yes	Yes
Lentils	All Yield	No	No	No	No	No
Mustard Seed	All Yield	No	No	No	No	No
Oats	All Yield	Yes	No	No	No	No
Peanuts	All Yield	No	No	No	No	No
Peas, Dry	All Yield	No	Yes	Yes	Yes	Yes
Rapeseed	All Yield	No	No	No	No	No
Rice, Long Grain	All Yield	No	No	No	No	*****--No
Rice, Medium Grain	All Yield	No	No	No	No	No--*****
Safflower	All Yield	No	No	No	No	No
Sesame Seed	All Yield	No	No	No	No	No
Soybeans	All Yield	No	No	No	Yes	No
Sunflower Seed	Irrigated	Yes	No	No	No	No
	Nonirrigated	No	No	No	Yes	Yes
Wheat	All Yield	Yes	No	No	No	No

State Trigger (Continued)

17 Kentucky

The following table displays whether a crop meets the Kentucky State trigger for the applicable crop. The "shaded" box indicates the data is TBA.

Crop	Status	2009	2010	2011	2012	2013
Barley	All Yield	Yes	Yes	No	No	No
Canola	All Yield	No	No	No	No	No
Chickpeas, Large	All Yield	No	No	No	No	No
Chickpeas, Small	All Yield	No	No	No	No	No
Corn	All Yield	No	No	No	No	No
Cotton, Upland	All Yield	No	No	No	No	No
Crambe	All Yield	No	No	No	No	No
Flaxseed	All Yield	No	No	No	No	No
Grain Sorghum	All Yield	No	No	No	Yes	No
Lentils	All Yield	No	No	No	No	No
Mustard Seed	All Yield	No	No	No	No	No
Oats	All Yield	Yes	No	No	No	No
Peanuts	All Yield	No	No	No	No	No
Peas, Dry	All Yield	No	No	No	No	No
Rapeseed	All Yield	No	No	No	No	No
Rice, Long Grain	All Yield	No	No	No	No	*****--No
Rice, Medium Grain	All Yield	No	No	No	No	No--*****
Safflower	All Yield	No	No	No	No	No
Sesame Seed	All Yield	No	No	No	No	No
Soybeans	All Yield	No	No	No	No	No
Sunflower Seed	All Yield	Yes	No	No	No	No
Wheat	All Yield	Yes	No	No	No	No

State Trigger (Continued)

18 Louisiana

The following table displays whether a crop meets the Louisiana State trigger for the applicable crop. The "shaded" box indicates the data is TBA.

Crop	Status	2009	2010	2011	2012	2013
Barley	All Yield	No	No	No	No	No
Canola	All Yield	No	No	No	No	No
Chickpeas, Large	All Yield	No	No	No	No	No
Chickpeas, Small	All Yield	No	No	No	No	No
Corn	Irrigated	Yes	No	No	No	Yes
	Nonirrigated	No	No	No	No	No
Cotton, Upland	All Yield	No	No			
	Irrigated			No	No	No
	Nonirrigated			No	No	No
Crambe	All Yield	No	No	No	No	No
Flaxseed	All Yield	No	No	No	No	No
Grain Sorghum	All Yield	Yes	No	No	No	No
Lentils	All Yield	No	No	No	No	No
Mustard Seed	All Yield	No	No	No	No	No
Oats	All Yield	No	No	No	No	No
Peanuts	All Yield	No	No	No	No	No
Peas, Dry	All Yield	No	No	No	No	No
Rapeseed	All Yield	No	No	No	No	No
Rice, Long Grain	All Yield	No	Yes	No	No	*--No
Rice, Medium Grain	All Yield	No	Yes	No	No	No--*
Safflower	All Yield	No	No	No	No	No
Sesame Seed	All Yield	No	No	No	No	No
Soybeans	All Yield	No	No	No	No	No
Sunflower Seed	All Yield	No	No	No	No	No
Wheat	All Yield	Yes	Yes	No	No	No

State Trigger (Continued)

19 Maine

The following table displays whether a crop meets the Maine State trigger for the applicable crop. The "shaded" box indicates the data is TBA.

Crop	Status	2009	2010	2011	2012	2013
Barley	All Yield	Yes	No	Yes	No	No
Canola	All Yield	No	No	No	No	No
Chickpeas, Large	All Yield	No	No	No	No	No
Chickpeas, Small	All Yield	No	No	No	No	No
Corn	All Yield	Yes	No	No	No	Yes
Cotton, Upland	All Yield	No	No	No	No	No
Crambe	All Yield	No	No	No	No	No
Flaxseed	All Yield	No	No	No	No	No
Grain Sorghum	All Yield	No	No	No	Yes	No
Lentils	All Yield	No	No	No	No	No
Mustard Seed	All Yield	No	No	No	No	No
Oats	All Yield	Yes	No	No	No	No
Peanuts	All Yield	No	No	No	No	No
Peas, Dry	All Yield	No	No	No	No	No
Rapeseed	All Yield	No	No	No	No	No
Rice, Long Grain	All Yield	No	No	No	No	*--No
Rice, Medium Grain	All Yield	No	No	No	No	No--*
Safflower	All Yield	No	No	No	No	No
Sesame Seed	All Yield	No	No	No	No	No
Soybeans	All Yield	No	No	Yes	No	No
Sunflower Seed	All Yield	No	No	No	No	No
Wheat	All Yield	Yes	No	No	No	Yes

State Trigger (Continued)

20 Maryland

The following table displays whether a crop meets the Maryland State trigger for the applicable crop. The "shaded" box indicates the data is TBA.

Crop	Status	2009	2010	2011	2012	2013
Barley	All Yield	Yes	Yes	No	No	No
Canola	All Yield	No	No	No	No	No
Chickpeas, Large	All Yield	No	No	No	No	No
Chickpeas, Small	All Yield	No	No	No	No	No
Corn	All Yield	No	No	No	No	No
Cotton, Upland	All Yield	No	No	No	No	No
Crambe	All Yield	No	No	No	No	No
Flaxseed	All Yield	No	No	No	No	No
Grain Sorghum	All Yield	No	No	No	Yes	No
Lentils	All Yield	No	No	No	No	No
Mustard Seed	All Yield	No	No	No	No	No
Oats	All Yield	No	Yes	No	No	No
Peanuts	All Yield	No	No	No	No	No
Peas, Dry	All Yield	No	No	No	No	No
Rapeseed	All Yield	No	No	No	No	No
Rice, Long Grain	All Yield	No	No	No	No	***--**No
Rice, Medium Grain	All Yield	No	No	No	No	No--*****
Safflower	All Yield	No	No	No	No	No
Sesame Seed	All Yield	No	No	No	No	No
Soybeans	All Yield	No	No	No	No	No
Sunflower Seed	All Yield	No	No	No	No	Yes
Wheat	All Yield	Yes	Yes	No	No	No

State Trigger (Continued)

21 Massachusetts

The following table displays whether a crop meets the Massachusetts State trigger for the applicable crop. The "shaded" box indicates the data is TBA.

Crop	Status	2009	2010	2011	2012	2013
Barley	All Yield	No	No	No	No	No
Canola	All Yield	No	No	No	No	No
Chickpeas, Large	All Yield	No	No	No	No	No
Chickpeas, Small	All Yield	No	No	No	No	No
Corn	All Yield	Yes	No	No	No	Yes
Cotton, Upland	All Yield	No	No	No	No	No
Crambe	All Yield	No	No	No	No	No
Flaxseed	All Yield	No	No	No	No	No
Grain Sorghum	All Yield	No	No	No	Yes	No
Lentils	All Yield	No	No	No	No	No
Mustard Seed	All Yield	No	No	No	No	No
Oats	All Yield	Yes	No	No	No	No
Peanuts	All Yield	No	No	No	No	No
Peas, Dry	All Yield	No	No	No	No	No
Rapeseed	All Yield	No	No	No	No	No
Rice, Long Grain	All Yield	No	No	No	No	***--**No
Rice, Medium Grain	All Yield	No	No	No	No	No--*****
Safflower	All Yield	No	No	No	No	No
Sesame Seed	All Yield	No	No	No	No	No
Soybeans	All Yield	No	No	No	No	No
Sunflower Seed	All Yield	No	No	No	No	No
Wheat	All Yield	No	No	No	No	No

State Trigger (Continued)

22 Michigan

The following table displays whether a crop meets the Michigan State trigger for the applicable crop. The "shaded" box indicates the data is TBA.

Crop	Status	2009	2010	2011	2012	2013
Barley	All Yield	Yes	No	No	No	No
Canola	All Yield	No	No	No	No	No
Chickpeas, Large	All Yield	No	No	No	No	No
Chickpeas, Small	All Yield	No	No	No	No	No
Corn	All Yield	No	No	No	No	No
Cotton, Upland	All Yield	No	No	No	No	No
Crambe	All Yield	No	No	No	No	No
Flaxseed	All Yield	No	No	No	No	No
Grain Sorghum	All Yield	No	No	No	Yes	No
Lentils	All Yield	No	No	No	No	No
Mustard Seed	All Yield	No	No	No	No	No
Oats	All Yield	Yes	No	No	No	No
Peanuts	All Yield	No	No	No	No	No
Peas, Dry	All Yield	Yes	No	No	No	No
Rapeseed	All Yield	No	No	No	No	No
Rice, Long Grain	All Yield	No	No	No	No	*--No
Rice, Medium Grain	All Yield	No	No	No	No	No--*
Safflower	All Yield	No	No	No	No	No
Sesame Seed	All Yield	No	No	No	No	No
Soybeans	All Yield	No	No	No	No	No
Sunflower Seed	All Yield	No	No	No	No	No
Wheat	All Yield	Yes	No	No	No	No

State Trigger (Continued)

23 Minnesota

The following table displays whether a crop meets the Minnesota State trigger for the applicable crop. The "shaded" box indicates the data is TBA.

Crop	Status	2009	2010	2011	2012	2013
Barley	All Yield	Yes	No	No	No	No
Canola	All Yield	No	No	No	No	No
Chickpeas, Large	All Yield	No	No	No	No	No
Chickpeas, Small	All Yield	No	No	No	No	No
Corn	All Yield	No	No	No	No	Yes
Cotton, Upland	All Yield	No	No	No	No	No
Crambe	All Yield	No	No	No	No	No
Flaxseed	All Yield	Yes	Yes	No	No	No
Grain Sorghum	All Yield	No	No	No	Yes	No
Lentils	All Yield	No	No	No	No	No
Mustard Seed	All Yield	No	No	No	No	No
Oats	All Yield	Yes	No	No	No	No
Peanuts	All Yield	No	No	No	No	No
Peas, Dry	All Yield	Yes	Yes	No	No	No
Rapeseed	All Yield	No	No	No	No	No
Rice, Long Grain	All Yield	No	No	No	No	*****--No
Rice, Medium Grain	All Yield	No	No	No	No	No--*****
Safflower	All Yield	No	No	No	No	No
Sesame Seed	All Yield	No	No	No	No	No
Soybeans	All Yield	No	No	No	No	No
Sunflower Seed	All Yield	Yes	No	No	No	No
Wheat	All Yield	Yes	No	No	No	No

State Trigger (Continued)

24 Mississippi

The following table displays whether a crop meets the Mississippi State trigger for the applicable crop. The "shaded" box indicates the data is TBA.

Crop	Status	2009	2010	2011	2012	2013
Barley	All Yield	No	No	No	No	No
Canola	All Yield	No	No	No	No	No
Chickpeas, Large	All Yield	No	No	No	No	No
Chickpeas, Small	All Yield	No	No	No	No	No
Corn	All Yield	Yes	No	No	No	No
Cotton, Upland	Irrigated	Yes	No	No	No	No
	Nonirrigated	Yes	No	No	No	No
Crambe	All Yield	No	No	No	No	No
Flaxseed	All Yield	No	No	No	Yes	No
Grain Sorghum	All Yield	Yes	No	No	No	No
Lentils	All Yield	No	No	No	No	No
Mustard Seed	All Yield	No	No	No	No	No
Oats	All Yield	Yes	No	No	No	No
Peanuts	All Yield	Yes	No	No	No	No
Peas, Dry	All Yield	No	No	No	No	No
Rapeseed	All Yield	No	No	No	No	No
Rice, Long Grain	All Yield	No	Yes	No	No	*****--No
Rice, Medium Grain	All Yield	No	No	No	No	No--*****
Safflower	All Yield	No	No	No	No	No
Sesame Seed	All Yield	No	No	No	No	No
Soybeans	All Yield	No	No	No	No	No
Sunflower Seed	All Yield	No	No	No	No	No
Wheat	All Yield	Yes	Yes	No	No	No

State Trigger (Continued)

25 Missouri

The following table displays whether a crop meets the Missouri State trigger for the applicable crop. The "shaded" box indicates the data is TBA.

Crop	Status	2009	2010	2011	2012	2013
Barley	All Yield	Yes	Yes	No	No	No
Canola	All Yield	Yes	No	No		
	Irrigated				No	No
	Nonirrigated				Yes	No
Chickpeas, Large	All Yield	No	No	No	No	No
Chickpeas, Small	All Yield	No	No	No	No	No
Corn	All Yield	No	No	No	Yes	Yes
Cotton, Upland	All Yield	No	No	No	No	No
Crambe	All Yield	No	No	No	No	No
Flaxseed	All Yield	No	No	No	No	No
Grain Sorghum	All Yield	Yes	No	No	No	Yes
Lentils	All Yield	No	No	No	No	No
Mustard Seed	All Yield	No	No	No	No	No
Oats	All Yield	Yes	Yes	No	No	No
Peanuts	All Yield	No	No	No	No	No
Peas, Dry	All Yield	No	No	No	No	No
Rapeseed	All Yield	No	No	No	No	No
Rice, Long Grain	All Yield	No	Yes	No	No	***--**No
Rice, Medium Grain	All Yield	No	No	Yes	No	No**--***
Safflower	All Yield	No	No	No	No	No
Sesame Seed	All Yield	No	No	No	No	No
Soybeans	All Yield	No	No	No	No	No
Sunflower Seed	All Yield	Yes	No	No	Yes	No
Wheat	All Yield	Yes	Yes	No	No	No

State Trigger (Continued)

26 Montana

The following table displays whether a crop meets the Montana State trigger for the applicable crop. The "shaded" box indicates the data is TBA.

Crop	Status	2009	2010	2011	2012	2013
Barley	Irrigated	Yes	No	No	No	No
	Nonirrigated	Yes	No	No	No	No
Canola	Irrigated	No	No	No	No	No
	Nonirrigated	No	No	No	No	Yes
Chickpeas, Large	All Yield	Yes	Yes	Yes	Yes	No
Chickpeas, Small	All Yield	Yes	Yes	Yes	Yes	No
Corn	All Yield	No	No	No	No	Yes
Cotton, Upland	All Yield	No	No	No	No	No
Crambe	All Yield	No	No	No	No	No
Flaxseed	All Yield	Yes	No	No	Yes	No
Grain Sorghum	All Yield	No	No	No	No	No
Lentils	All Yield	No	No	No	Yes	No
Mustard Seed	All Yield	No	No	No	No	No
Oats	Irrigated	Yes	No	No	No	No
	Nonirrigated	Yes	No	No	No	No
Peanuts	All Yield	No	No	No	No	No
Peas, Dry	All Yield	Yes	No	No	No	No
Rapeseed	All Yield	No	No	No	No	***--**No
Rice, Long Grain	All Yield	No	No	No	No	No**--***
Rice, Medium Grain	All Yield	No	No	No	No	No
Safflower	All Yield	Yes	Yes	No	No	No
Sesame Seed	All Yield	No	No	No	No	No
Soybeans	All Yield	No	No	No	No	No
Sunflower Seed	All Yield	No	No	No	No	No
Wheat	All Yield	Yes	No	No	No	No

State Trigger (Continued)

27 Nebraska

The following table displays whether a crop meets the Nebraska State trigger for the applicable crop. The "shaded" box indicates the data is TBA.

Crop	Status	2009	2010	2011	2012	2013
Barley	Irrigated	Yes	Yes	No	Yes	Yes
	Nonirrigated	Yes	No	No	Yes	No
Canola	Irrigated	No	No	No	No	No
	Nonirrigated	No	No	No	No	No
Chickpeas, Large	All Yield	No	No	No	No	No
Chickpeas, Small	All Yield	No	No	No	No	No
Corn	Irrigated	No	No	No	No	No
	Nonirrigated	No	No	No	Yes	No
Cotton, Upland	All Yield	No	No	No	No	No
Crambe	All Yield	No	No	No	No	No
Flaxseed	All Yield	No	No	No	No	No
Grain Sorghum	All Yield	No	No	No	No	Yes
Lentils	All Yield	No	No	No	Yes	No
Mustard Seed	All Yield	No	No	No	No	No
Oats	All Yield	Yes	No	No	No	No
Peanuts	All Yield	No	No	No	No	No
Peas, Dry	All Yield	Yes	Yes	No	Yes	Yes
Rapeseed	All Yield	No	No	No	No	No
Rice, Long Grain	All Yield	No	No	No	No	*****--No
Rice, Medium Grain	All Yield	No	No	No	No	No--*****
Safflower	All Yield	No	No	No	No	No
Sesame Seed	All Yield	No	No	No	No	No
Soybeans	Irrigated	No	No	No	No	No
	Nonirrigated	No	No	No	Yes	No
Sunflower Seed	Irrigated	Yes	No	No	No	Yes
	Nonirrigated	Yes	No	No	Yes	Yes
Wheat	All Yield	Yes	No	No	No	Yes

State Trigger (Continued)

28 Nevada

The following table displays whether a crop meets the Nevada State trigger for the applicable crop. The "shaded" box indicates the data is TBA.

Crop	Status	2009	2010	2011	2012	2013
Barley	All Yield	Yes	No	No	No	No
Canola	All Yield	No	No	No	No	No
Chickpeas, Large	All Yield	No	No	No	No	No
Chickpeas, Small	All Yield	No	No	No	No	No
Corn	All Yield	Yes	No	No	No	Yes
Cotton, Upland	All Yield	No	No	No	No	No
Crambe	All Yield	No	No	No	No	No
Flaxseed	All Yield	No	No	No	No	No
Grain Sorghum	All Yield	No	No	No	Yes	No
Lentils	All Yield	No	No	No	No	No
Mustard Seed	All Yield	No	No	No	No	No
Oats	All Yield	No	No	No	No	No
Peanuts	All Yield	No	No	No	No	No
Peas, Dry	All Yield	No	No	No	No	No
Rapeseed	All Yield	No	No	No	No	No
Rice, Long Grain	All Yield	No	No	No	No	*****--No
Rice, Medium Grain	All Yield	No	No	No	No	No--*****
Safflower	All Yield	No	No	No	No	No
Sesame Seed	All Yield	No	No	No	No	No
Soybeans	All Yield	No	No	No	No	No
Sunflower Seed	All Yield	No	No	No	No	No
Wheat	All Yield	Yes	No	No	No	Yes

State Trigger (Continued)

29 New Hampshire

The following table displays whether a crop meets the New Hampshire State trigger for the applicable crop. The "shaded" box indicates the data is TBA.

Crop	Status	2009	2010	2011	2012	2013
Barley	All Yield	No	No	No	No	No
Canola	All Yield	No	No	No	No	No
Chickpeas, Large	All Yield	No	No	No	No	No
Chickpeas, Small	All Yield	No	No	No	No	No
Corn	All Yield	Yes	No	No	No	Yes
Cotton, Upland	All Yield	No	No	No	No	No
Crambe	All Yield	No	No	No	No	No
Flaxseed	All Yield	No	No	No	No	No
Grain Sorghum	All Yield	No	No	No	Yes	No
Lentils	All Yield	No	No	No	No	No
Mustard Seed	All Yield	No	No	No	No	No
Oats	All Yield	No	No	No	No	No
Peanuts	All Yield	No	No	No	No	No
Peas, Dry	All Yield	No	No	No	No	No
Rapeseed	All Yield	No	No	No	No	No
Rice, Long Grain	All Yield	No	No	No	No	*****--No
Rice, Medium Grain	All Yield	No	No	No	No	No--*****
Safflower	All Yield	No	No	No	No	No
Sesame Seed	All Yield	No	No	No	No	No
Soybeans	All Yield	No	No	No	No	No
Sunflower Seed	All Yield	No	No	No	No	No
Wheat	All Yield	No	No	No	No	No

State Trigger (Continued)

30 New Jersey

The following table displays whether a crop meets the New Jersey State trigger for the applicable crop. The "shaded" box indicates the data is TBA.

Crop	Status	2009	2010	2011	2012	2013
Barley	All Yield	Yes	Yes	No	No	No
Canola	All Yield	No	No	No	No	No
Chickpeas, Large	All Yield	No	No	No	No	No
Chickpeas, Small	All Yield	No	No	No	No	No
Corn	All Yield	No	No	No	No	No
Cotton, Upland	All Yield	No	No	No	No	No
Crambe	All Yield	No	No	No	No	No
Flaxseed	All Yield	No	No	No	No	No
Grain Sorghum	All Yield	No	No	No	Yes	No
Lentils	All Yield	No	No	No	No	No
Mustard Seed	All Yield	No	No	No	No	No
Oats	All Yield	No	No	No	No	No
Peanuts	All Yield	No	No	No	No	No
Peas, Dry	All Yield	No	No	No	No	No
Rapeseed	All Yield	No	No	No	No	No
Rice, Long Grain	All Yield	No	No	No	No	***--**No
Rice, Medium Grain	All Yield	No	No	No	No	No--*****
Safflower	All Yield	No	No	No	No	No
Sesame Seed	All Yield	No	No	No	No	No
Soybeans	All Yield	No	Yes	No	No	No
Sunflower Seed	All Yield	No	No	No	No	No
Wheat	All Yield	Yes	Yes	No	No	No

State Trigger (Continued)

31 New Mexico

The following table displays whether a crop meets the New Mexico State trigger for the applicable crop. The "shaded" box indicates the data is TBA.

Crop	Status	2009	2010	2011	2012	2013
Barley	All Yield	No	No	No	No	No
Canola	All Yield	No	No	No	No	No
Chickpeas, Large	All Yield	No	No	No	No	No
Chickpeas, Small	All Yield	No	No	No	No	No
Corn	All Yield	Yes	No	No	No	Yes
Cotton, Upland	All Yield	No	No	No	No	No
Crambe	All Yield	No	No	No	No	No
Flaxseed	All Yield	No	No	No	No	No
Grain Sorghum	Irrigated	No	No	Yes	Yes	Yes
	Nonirrigated	Yes	No	Yes	Yes	Yes
Lentils	All Yield	No	No	No	No	No
Mustard Seed	All Yield	No	No	No	No	No
Oats	All Yield	No	No	No	No	No
Peanuts	All Yield	No	No	No	No	No
Peas, Dry	All Yield	No	No	No	No	No
Rapeseed	All Yield	No	No	No	No	No
Rice, Long Grain	All Yield	No	No	No	No	*--No
Rice, Medium Grain	All Yield	No	No	No	No	No--*
Safflower	All Yield	No	No	No	No	No
Sesame Seed	All Yield	No	No	No	No	No
Soybeans	All Yield	No	No	No	No	No
Sunflower Seed	All Yield	No	No	No	No	No
Wheat	Irrigated	Yes	No	Yes	No	Yes
	Nonirrigated	Yes	No	Yes	Yes	Yes

State Trigger (Continued)

32 New York

The following table displays whether a crop meets the New York State trigger for the applicable crop. The "shaded" box indicates the data is TBA.

Crop	Status	2009	2010	2011	2012	2013
Barley	All Yield	Yes	No	No	No	No
Canola	All Yield	No	No	No	No	No
Chickpeas, Large	All Yield	No	No	No	No	No
Chickpeas, Small	All Yield	No	No	No	No	No
Corn	All Yield	No	No	No	No	No
Cotton, Upland	All Yield	No	No	No	No	No
Crambe	All Yield	No	No	No	No	No
Flaxseed	All Yield	No	No	No	No	No
Grain Sorghum	All Yield	No	No	No	Yes	No
Lentils	All Yield	No	No	No	No	No
Mustard Seed	All Yield	No	No	No	No	No
Oats	All Yield	Yes	No	No	No	No
Peanuts	All Yield	No	No	No	No	No
Peas, Dry	All Yield	No	No	No	No	No
Rapeseed	All Yield	No	No	No	No	No
Rice, Long Grain	All Yield	No	No	No	No	***--**No
Rice, Medium Grain	All Yield	No	No	No	No	No--*****
Safflower	All Yield	No	No	No	No	No
Sesame Seed	All Yield	No	No	No	No	No
Soybeans	All Yield	No	No	No	No	No
Sunflower Seed	All Yield	Yes	No	No	No	No
Wheat	All Yield	Yes	No	No	No	No

State Trigger (Continued)

33 North Carolina

The following table displays whether a crop meets the North Carolina State trigger for the applicable crop. The "shaded" box indicates the data is TBA.

Crop	Status	2009	2010	2011	2012	2013
Barley	All Yield	Yes	Yes	No	No	Yes
Canola	All Yield	No	No	No	No	No
Chickpeas, Large	All Yield	No	No	No	No	No
Chickpeas, Small	All Yield	No	No	No	No	No
Corn	All Yield	Yes	No	No	No	No
Cotton, Upland	All Yield	No	No	No	No	No
Crambe	All Yield	No	No	No	No	No
Flaxseed	All Yield	No	No	No	No	No
Grain Sorghum	All Yield	No	No	No	Yes	No
Lentils	All Yield	No	No	No	No	No
Mustard Seed	All Yield	No	No	No	No	No
Oats	All Yield	Yes	Yes	No	No	No
Peanuts	All Yield	No	Yes	No	No	No
Peas, Dry	All Yield	No	No	No	No	No
Rapeseed	All Yield	No	No	No	No	No
Rice, Long Grain	All Yield	No	No	No	No	***--**No
Rice, Medium Grain	All Yield	No	No	No	No	No--*****
Safflower	All Yield	No	No	No	No	No
Sesame Seed	All Yield	No	No	No	No	No
Soybeans	All Yield	No	No	No	No	No
Sunflower Seed	All Yield	No	No	No	No	No
Wheat	All Yield	Yes	Yes	No	No	No

State Trigger (Continued)

34 North Dakota

The following table displays whether a crop meets the North Dakota State trigger for the applicable crop. The "shaded" box indicates the data is TBA.

Crop	Status	2009	2010	2011	2012	2013
Barley	All Yield	Yes	No	No	No	No
Canola	All Yield	No	No	No	No	No
Chickpeas, Large	All Yield	No	No	No	No	No
Chickpeas, Small	All Yield	No	No	Yes	No	No
Corn	All Yield	Yes	No	No	No	Yes
Cotton, Upland	All Yield	No	No	No	No	No
Crambe	All Yield	No	No	No	No	No
Flaxseed	All Yield	Yes	No	No	No	No
Grain Sorghum	All Yield	No	No	No	Yes	Yes
Lentils	All Yield	No	No	Yes	No	No
Mustard Seed	All Yield	No	Yes	Yes	No	No
Oats	All Yield	Yes	No	No	No	No
Peanuts	All Yield	No	No	No	No	No
Peas, Dry	All Yield	Yes	Yes	No	No	No
Rapeseed	All Yield	No	No	No	No	No
Rice, Long Grain	All Yield	No	No	No	No	***--**No
Rice, Medium Grain	All Yield	No	No	No	No	No--*****
Safflower	All Yield	No	Yes	No	No	No
Sesame Seed	All Yield	No	No	No	No	No
Soybeans	All Yield	No	No	No	No	No
Sunflower Seed	All Yield	Yes	No	No	No	Yes
Wheat	All Yield	No	No	No	No	No

State Trigger (Continued)

35 Ohio

The following table displays whether a crop meets the Ohio State trigger for the applicable crop. The "shaded" box indicates the data is TBA.

Crop	Status	2009	2010	2011	2012	2013
Barley	All Yield	Yes	No	No	No	No
Canola	All Yield	No	No	No	No	No
Chickpeas, Large	All Yield	No	No	No	No	No
Chickpeas, Small	All Yield	No	No	No	No	No
Corn	All Yield	No	No	No	No	No
Cotton, Upland	All Yield	No	No	No	No	No
Crambe	All Yield	No	No	No	No	No
Flaxseed	All Yield	No	No	No	No	No
Grain Sorghum	All Yield	No	No	No	Yes	Yes
Lentils	All Yield	No	No	No	No	No
Mustard Seed	All Yield	No	No	No	No	No
Oats	All Yield	Yes	No	No	No	No
Peanuts	All Yield	No	No	No	No	No
Peas, Dry	All Yield	No	No	No	No	No
Rapeseed	All Yield	No	No	No	No	No
Rice, Long Grain	All Yield	No	No	No	No	***--**No
Rice, Medium Grain	All Yield	No	No	No	No	No--*****
Safflower	All Yield	No	No	No	No	No
Sesame Seed	All Yield	No	No	No	No	No
Soybeans	All Yield	No	No	No	No	No
Sunflower Seed	All Yield	Yes	No	No	No	No
Wheat	All Yield	Yes	Yes	No	No	No

State Trigger (Continued)

36 Oklahoma

The following table displays whether a crop meets the Oklahoma State trigger for the applicable crop. The "shaded" box indicates the data is TBA.

Crop	Status	2009	2010	2011	2012	2013
Barley	All Yield	Yes	No	Yes	Yes	No
Canola	All Yield	No	No	No	No	No
Chickpeas, Large	All Yield	No	No	No	No	No
Chickpeas, Small	All Yield	No	No	No	No	No
Corn	Irrigated	Yes	No	Yes	No	No
	Nonirrigated	Yes	No	Yes	Yes	Yes
Cotton, Upland	Irrigated	No	No	Yes	Yes	Yes
	Nonirrigated	No	No	Yes	Yes	No
Crambe	All Yield	No	No	No	No	No
Flaxseed	All Yield	No	No	No	No	No
Grain Sorghum	All Yield	No	No	Yes	Yes	No
Lentils	All Yield	No	No	No	No	No
Mustard Seed	All Yield	No	No	No	No	No
Oats	All Yield	Yes	Yes	No	No	No
Peanuts	All Yield	No	No	No	No	No
Peas, Dry	All Yield	No	No	No	No	No
Rapeseed	All Yield	No	No	No	No	No
Rice, Long Grain	All Yield	No	No	No	No	***--**No
Rice, Medium Grain	All Yield	No	No	No	No	No**--***
Safflower	All Yield	Yes	No	No	No	No
Sesame Seed	All Yield	No	No	Yes	Yes	No
Soybeans	All Yield	No	No	Yes	Yes	No
Sunflower Seed	Irrigated	Yes	No	No	No	No
	Nonirrigated	Yes	No	Yes	Yes	Yes
Wheat	All Yield	Yes	No	Yes	No	Yes

State Trigger (Continued)

37 Oregon

The following table displays whether a crop meets the Oregon State trigger for the applicable crop. The "shaded" box indicates the data is TBA.

Crop	Status	2009	2010	2011	2012	2013
Barley	Irrigated	Yes	No	No	No	No
	Nonirrigated	Yes	No	No	No	No
Canola	All Yield	No	No	No	No	No
Chickpeas, Large	All Yield	No	No	No	No	No
Chickpeas, Small	All Yield	No	No	No	No	No
Corn	All Yield	No	No	No	No	Yes
Cotton, Upland	All Yield	No	No	No	No	No
Crambe	All Yield	No	No	No	No	No
Flaxseed	Irrigated	No	No	No	No	No
	Nonirrigated	No	No	No	No	No
Grain Sorghum	All Yield	No	No	No	No	No
Lentils	All Yield	No	Yes	No	No	No
Mustard Seed	Irrigated	Yes	No	No	No	No
	Nonirrigated	No	No	No	No	No
Oats	Irrigated	No	Yes	No	No	No
	Nonirrigated	Yes	No	No	No	No
Peanuts	All Yield	No	No	No	No	No
Peas, Dry	Irrigated	Yes	Yes	No	No	Yes
	Nonirrigated	Yes	No	No	No	No
Rapeseed	All Yield	No	No	No	No	No
Rice, Long Grain	All Yield	No	No	No	No	***--**No
Rice, Medium Grain	All Yield	No	No	No	No	No**--***
Safflower	Irrigated	Yes	No	No	No	No
	Nonirrigated	No	No	No	No	No
Sesame Seed	All Yield	No	No	No	No	No
Soybeans	All Yield	No	No	No	No	No
Sunflower Seed	All Yield	No	No	No	No	No
Wheat	All Yield	Yes	No	No	No	No

State Trigger (Continued)

38 Pennsylvania

The following table displays whether a crop meets the Pennsylvania State trigger for the applicable crop. The "shaded" box indicates the data is TBA.

Crop	Status	2009	2010	2011	2012	2013
Barley	All Yield	Yes	Yes	No	No	No
Canola	All Yield	No	No	No	No	No
Chickpeas, Large	All Yield	No	No	No	No	No
Chickpeas, Small	All Yield	No	No	No	No	No
Corn	All Yield	No	No	No	No	No
Cotton, Upland	All Yield	No	No	No	No	No
Crambe	All Yield	No	No	No	No	No
Flaxseed	All Yield	No	No	No	No	No
Grain Sorghum	All Yield	Yes	No	No	Yes	No
Lentils	All Yield	No	No	No	No	No
Mustard Seed	All Yield	No	No	No	No	No
Oats	All Yield	Yes	No	No	No	No
Peanuts	All Yield	No	No	No	No	No
Peas, Dry	All Yield	No	No	No	No	No
Rapeseed	All Yield	No	No	No	No	No
Rice, Long Grain	All Yield	No	No	No	No	***--**No
Rice, Medium Grain	All Yield	No	No	No	No	No--*****
Safflower	All Yield	No	No	No	No	No
Sesame Seed	All Yield	No	No	No	No	No
Soybeans	All Yield	No	No	No	No	No
Sunflower Seed	All Yield	No	No	No	No	No
Wheat	All Yield	Yes	No	No	No	No

State Trigger (Continued)

39 Rhode Island

The following table displays whether a crop meets the Rhode Island State trigger for the applicable crop. The "shaded" box indicates the data is TBA.

Crop	Status	2009	2010	2011	2012	2013
Barley	All Yield	No	No	No	No	No
Canola	All Yield	No	No	No	No	No
Chickpeas, Large	All Yield	No	No	No	No	No
Chickpeas, Small	All Yield	No	No	No	No	No
Corn	All Yield	Yes	No	No	No	Yes
Cotton, Upland	All Yield	No	No	No	No	No
Crambe	All Yield	No	No	No	No	No
Flaxseed	All Yield	No	No	No	No	No
Grain Sorghum	All Yield	No	No	No	Yes	No
Lentils	All Yield	No	No	No	No	No
Mustard Seed	All Yield	No	No	No	No	No
Oats	All Yield	No	No	No	No	No
Peanuts	All Yield	No	No	No	No	No
Peas, Dry	All Yield	No	No	No	No	No
Rapeseed	All Yield	No	No	No	No	No
Rice, Long Grain	All Yield	No	No	No	No	*--No
Rice, Medium Grain	All Yield	No	No	No	No	No--*
Safflower	All Yield	No	No	No	No	No
Sesame Seed	All Yield	No	No	No	No	No
Soybeans	All Yield	No	No	No	No	No
Sunflower Seed	All Yield	No	No	No	No	No
Wheat	All Yield	No	No	No	No	No

State Trigger (Continued)

40 South Carolina

The following table displays whether a crop meets the South Carolina State trigger for the applicable crop. The "shaded" box indicates the data is TBA.

Crop	Status	2009	2010	2011	2012	2013
Barley	All Yield	No	No	No	No	No
Canola	All Yield	No	No	No	No	No
Chickpeas, Large	All Yield	No	No	No	No	No
Chickpeas, Small	All Yield	No	No	No	No	No
Corn	All Yield	No	No	No	No	No
Cotton, Upland	All Yield	No	No	No	No	No
Crambe	All Yield	No	No	No	No	No
Flaxseed	All Yield	No	No	No	No	No
Grain Sorghum	All Yield	No	No	No	Yes	No
Lentils	All Yield	No	No	No	No	No
Mustard Seed	All Yield	No	No	No	No	No
Oats	All Yield	Yes	Yes	No	No	No
Peanuts	All Yield	No	No	No	No	No
Peas, Dry	All Yield	No	No	No	No	No
Rapeseed	All Yield	No	No	No	No	No
Rice, Long Grain	All Yield	No	No	No	No	***--**No
Rice, Medium Grain	All Yield	No	No	No	No	No--*****
Safflower	All Yield	No	No	No	No	No
Sesame Seed	All Yield	No	No	No	No	No
Soybeans	All Yield	Yes	No	No	No	No
Sunflower Seed	All Yield	No	No	No	No	No
Wheat	All Yield	Yes	Yes	No	No	No

State Trigger (Continued)

41 South Dakota

The following table displays whether a crop meets the South Dakota State trigger for the applicable crop. The "shaded" box indicates the data is TBA.

Crop	Status	2009	2010	2011	2012	2013
Barley	All Yield	Yes	Yes	No	No	No
Canola	All Yield	No	No	No	No	No
Chickpeas, Large	All Yield	No	No	No	No	No
Chickpeas, Small	All Yield	No	No	No	No	No
Corn	All Yield	No	No	No	No	No
Cotton, Upland	All Yield	No	No	No	No	No
Crambe	All Yield	No	No	No	No	No
Flaxseed	All Yield	No	No	No	No	No
Grain Sorghum	All Yield	No	No	No	Yes	No
Lentils	All Yield	No	Yes	Yes	No	No
Mustard Seed	All Yield	No	No	No	No	No
Oats	All Yield	Yes	No	No	No	No
Peanuts	All Yield	No	No	No	No	No
Peas, Dry	All Yield	Yes	Yes	No	No	No
Rapeseed	All Yield	No	No	No	No	No
Rice, Long Grain	All Yield	No	No	No	No	***--**No
Rice, Medium Grain	All Yield	No	No	No	No	No--*****
Safflower	All Yield	No	No	No	No	No
Sesame Seed	All Yield	No	No	No	No	No
Soybeans	All Yield	No	No	No	No	No
Sunflower Seed	All Yield	Yes	No	No	No	Yes
Wheat	All Yield	Yes	No	No	No	Yes

State Trigger (Continued)

42 Tennessee

The following table displays whether a crop meets the Tennessee State trigger for the applicable crop. The "shaded" box indicates the data is TBA.

Crop	Status	2009	2010	2011	2012	2013
Barley	All Yield	Yes	No	No	No	No
Canola	All Yield	No	No	No	No	No
Chickpeas, Large	All Yield	No	No	No	No	No
Chickpeas, Small	All Yield	No	No	No	No	No
Corn	All Yield	No	No	No	No	No
Cotton, Upland	All Yield	No	No	No	No	No
Crambe	All Yield	No	No	No	No	No
Flaxseed	All Yield	No	No	No	No	No
Grain Sorghum	All Yield	No	No	No	Yes	No
Lentils	All Yield	No	No	No	No	No
Mustard Seed	All Yield	No	No	No	No	No
Oats	All Yield	Yes	No	No	No	No
Peanuts	All Yield	No	No	No	No	No
Peas, Dry	All Yield	Yes	No	No	No	No
Rapeseed	All Yield	No	No	No	No	No
Rice, Long Grain	All Yield	No	No	No	No	*****--No
Rice, Medium Grain	All Yield	No	No	No	No	No--*****
Safflower	All Yield	No	No	No	No	No
Sesame Seed	All Yield	No	No	No	No	No
Soybeans	All Yield	No	No	No	No	No
Sunflower Seed	All Yield	Yes	No	No	No	No
Wheat	All Yield	Yes	Yes	No	No	No

State Trigger (Continued)

43 Texas

The following table displays whether a crop meets the Texas State trigger for the applicable crop. The "shaded" box indicates the data is TBA.

Crop	Status	2009	2010	2011	2012	2013
Barley	All Yield					Yes
	Irrigated	Yes	No	No	No	
	Nonirrigated	Yes	No	Yes	Yes	
Canola	All Yield	No	No	Yes	No	No
Chickpeas, Large	All Yield	No	No	No	No	No
Chickpeas, Small	All Yield	No	No	No	No	No
Corn	Irrigated	No	No	Yes	No	Yes
	Nonirrigated	Yes	No	Yes	No	No
Cotton, Upland	Irrigated	No	No	Yes	Yes	No
	Nonirrigated	Yes	No	Yes	Yes	Yes
Crambe	All Yield	No	No	No	No	No
Flaxseed	All Yield	No	No	No	No	No
Grain Sorghum	All Yield	Yes	No	No	No	Yes
Lentils	All Yield	No	No	No	No	No
Mustard Seed	All Yield	No	No	No	No	No
Oats	All Yield	Yes	No	No	No	No
Peanuts	All Yield	No	No	No	No	No
Peas, Dry	All Yield	Yes	No	Yes	No	No
Rapeseed	All Yield	No	No	Yes	No	No
Rice, Long Grain	All Yield	No	Yes	No	No	*****--No
Rice, Medium Grain	All Yield	No	No	No	No	Yes--*****
Safflower	All Yield	Yes	Yes	No	No	No
Sesame Seed	All Yield			Yes	No	No
	Irrigated	No	No			
	Nonirrigated	No	No			
Soybeans	All Yield	Yes	No	Yes	No	No
Sunflower Seed	Irrigated	No	No	No	Yes	No
	Nonirrigated	Yes	No	No	No	No
Wheat	All Yield	Yes	No	Yes	No	Yes

State Trigger (Continued)

44 Utah

The following table displays whether a crop meets the Utah State trigger for the applicable crop. The "shaded" box indicates the data is TBA.

Crop	Status	2009	2010	2011	2012	2013
Barley	All Yield	Yes	No	No	No	No
Canola	All Yield	No	No	No	No	No
Chickpeas, Large	All Yield	No	No	No	No	No
Chickpeas, Small	All Yield	No	No	No	No	No
Corn	All Yield	Yes	No	No	No	No
Cotton, Upland	All Yield	No	No	No	No	No
Crambe	All Yield	No	No	No	No	No
Flaxseed	All Yield	No	No	No	No	No
Grain Sorghum	All Yield	No	No	No	Yes	No
Lentils	All Yield	No	No	No	No	No
Mustard Seed	All Yield	No	No	No	No	No
Oats	All Yield	Yes	No	No	No	No
Peanuts	All Yield	No	No	No	No	No
Peas, Dry	All Yield	No	No	No	No	No
Rapeseed	All Yield	No	No	No	No	No
Rice, Long Grain	All Yield	No	No	No	No	***--**No
Rice, Medium Grain	All Yield	No	No	No	No	No--*****
Safflower	All Yield	No	Yes	No	No	Yes
Sesame Seed	All Yield	No	No	No	No	No
Soybeans	All Yield	No	No	No	No	No
Sunflower Seed	All Yield	No	No	No	Yes	No
Wheat	Irrigated	Yes	No	No	No	No
	Nonirrigated	No	No	No	No	Yes

State Trigger (Continued)

45 Vermont

The following table displays whether a crop meets the Vermont State trigger for the applicable crop. The "shaded" box indicates the data is TBA.

Crop	Status	2009	2010	2011	2012	2013
Barley	All Yield	Yes	No	No	No	No
Canola	All Yield	No	No	No	No	No
Chickpeas, Large	All Yield	No	No	No	No	No
Chickpeas, Small	All Yield	No	No	No	No	No
Corn	All Yield	Yes	No	No	No	Yes
Cotton, Upland	All Yield	No	No	No	No	No
Crambe	All Yield	No	No	No	No	No
Flaxseed	All Yield	No	No	No	No	No
Grain Sorghum	All Yield	No	No	No	Yes	No
Lentils	All Yield	No	No	No	No	No
Mustard Seed	All Yield	No	No	No	No	No
Oats	All Yield	Yes	No	No	No	No
Peanuts	All Yield	No	No	No	No	No
Peas, Dry	All Yield	No	No	No	No	No
Rapeseed	All Yield	No	No	No	No	No
Rice, Long Grain	All Yield	No	No	No	No	*--No
Rice, Medium Grain	All Yield	No	No	No	No	No--*
Safflower	All Yield	No	No	No	No	No
Sesame Seed	All Yield	No	No	No	No	No
Soybeans	All Yield	Yes	No	Yes	No	No
Sunflower Seed	All Yield	No	No	No	No	No
Wheat	All Yield	No	No	No	No	No

State Trigger (Continued)

46 Virginia

The following table displays whether a crop meets the Virginia State trigger for the applicable crop. The "shaded" box indicates the data is TBA.

Crop	Status	2009	2010	2011	2012	2013
Barley	All Yield	Yes	Yes	No	No	No
Canola	All Yield	No	No	No	No	No
Chickpeas, Large	All Yield	No	No	No	No	No
Chickpeas, Small	All Yield	No	No	No	No	No
Corn	All Yield	No	Yes	No	No	No
Cotton, Upland	All Yield	No	No	No	No	No
Crambe	All Yield	No	No	No	No	No
Flaxseed	All Yield	No	No	No	No	No
Grain Sorghum	All Yield	No	No	No	Yes	No
Lentils	All Yield	No	No	No	No	No
Mustard Seed	All Yield	No	No	No	No	No
Oats	All Yield	Yes	Yes	No	No	No
Peanuts	All Yield	No	Yes	No	No	No
Peas, Dry	All Yield	No	No	No	No	No
Rapeseed	All Yield	No	No	No	No	No
Rice, Long Grain	All Yield	No	No	No	No	*****--No
Rice, Medium Grain	All Yield	No	No	No	No	No--*****
Safflower	All Yield	No	No	No	No	No
Sesame Seed	All Yield	No	No	No	No	No
Soybeans	All Yield	No	No	No	No	No
Sunflower Seed	All Yield	No	No	No	No	No
Wheat	All Yield	Yes	Yes	No	No	No

State Trigger (Continued)

47 Washington

The following table displays whether a crop meets the Washington State trigger for the applicable crop. The "shaded" box indicates the data is TBA.

Crop	Status	2009	2010	2011	2012	2013
Barley	All Yield	Yes	No	No	No	No
Canola	Irrigated	No	No	No	No	No
	Nonirrigated	Yes	No	No	No	No
Chickpeas, Large	All Yield	No	Yes	No	No	No
Chickpeas, Small	All Yield	Yes	Yes	No	No	No
Corn	All Yield	Yes	No	No	No	No
Cotton, Upland	All Yield	No	No	No	No	No
Crambe	All Yield	No	No	No	No	No
Flaxseed	All Yield	No	No	No	No	No
Grain Sorghum	All Yield	No	No	No	No	No
Lentils	All Yield	No	Yes	No	Yes	No
Mustard Seed	All Yield	No	No	No	No	No
Oats	All Yield				No	
	Irrigated	No	No	No		Yes
	Nonirrigated	Yes	No	No		No
Peanuts	All Yield	No	No	No	No	No
Peas, Dry	All Yield	Yes	Yes	No	No	No
Rapeseed	All Yield	No	No	No	No	No
Rice, Long Grain	All Yield	No	No	No	No	*****--No
Rice, Medium Grain	All Yield	No	No	No	No	No--*****
Safflower	Irrigated	No	No	No	No	No
	Nonirrigated	No	No	No	No	No
Sesame Seed	All Yield	No	No	No	No	No
Soybeans	Irrigated	Yes			No	No
	Nonirrigated	No			No	No
Sunflower Seed	All Yield	No	No	No	No	No
Wheat	All Yield	Yes	No	No	No	No

State Trigger (Continued)

48 West Virginia

The following table displays whether a crop meets the West Virginia State trigger for the applicable crop. The "shaded" box indicates the data is TBA.

Crop	Status	2009	2010	2011	2012	2013
Barley	All Yield	No	No	No	No	No
Canola	All Yield	No	No	No	No	No
Chickpeas, Large	All Yield	No	No	No	No	No
Chickpeas, Small	All Yield	No	No	No	No	No
Corn	All Yield	Yes	No	No	No	No
Cotton, Upland	All Yield	No	No	No	No	No
Crambe	All Yield	No	No	No	No	No
Flaxseed	All Yield	No	No	No	No	No
Grain Sorghum	All Yield	No	No	No	Yes	No
Lentils	All Yield	No	No	No	No	No
Mustard Seed	All Yield	No	No	No	No	No
Oats	All Yield	Yes	Yes	No	No	No
Peanuts	All Yield	No	No	No	No	No
Peas, Dry	All Yield	No	No	No	No	No
Rapeseed	All Yield	No	No	No	No	No
Rice, Long Grain	All Yield	No	No	No	No	*--No
Rice, Medium Grain	All Yield	No	No	No	No	No--*
Safflower	All Yield	No	No	No	No	No
Sesame Seed	All Yield	No	No	No	No	No
Soybeans	All Yield	No	Yes	No	No	No
Sunflower Seed	All Yield	No	No	No	No	No
Wheat	All Yield	Yes	Yes	No	No	No

State Trigger (Continued)

49 Wisconsin

The following table displays whether a crop meets the Wisconsin State trigger for the applicable crop. The "shaded" box indicates the data is TBA.

Crop	Status	2009	2010	2011	2012	2013
Barley	All Yield	Yes	Yes	No	No	No
Canola	All Yield	No	Yes	No	No	No
Chickpeas, Large	All Yield	No	No	No	No	No
Chickpeas, Small	All Yield	No	No	No	No	No
Corn	All Yield	No	No	No	No	Yes
Cotton, Upland	All Yield	No	No	No	No	No
Crambe	All Yield	No	No	No	No	No
Flaxseed	All Yield	No	No	No	No	No
Grain Sorghum	All Yield	No	No	No	Yes	Yes
Lentils	All Yield	No	No	No	No	No
Mustard Seed	All Yield	No	No	No	No	No
Oats	All Yield	Yes	Yes	No	No	No
Peanuts	All Yield	No	No	No	No	No
Peas, Dry	All Yield	No	No	No	No	No
Rapeseed	All Yield	No	No	No	No	No
Rice, Long Grain	All Yield	No	No	No	No	*****--No
Rice, Medium Grain	All Yield	No	No	No	No	No--*****
Safflower	All Yield	No	No	No	No	No
Sesame Seed	All Yield	No	No	No	No	No
Soybeans	All Yield	No	No	No	No	No
Sunflower Seed	All Yield	Yes	No	No	No	Yes
Wheat	All Yield	Yes	No	No	No	Yes

State Trigger (Continued)

50 Wyoming

The following table displays whether a crop meets the Wyoming State trigger for the applicable crop. The "shaded" box indicates the data is TBA.

Crop	Status	2009	2010	2011	2012	2013
Barley	All Yield	Yes	No	No	No	No
Canola	All Yield	No	No	No	No	No
Chickpeas, Large	All Yield	No	No	No	No	No
Chickpeas, Small	All Yield	No	No	No	No	No
Corn	All Yield	No	No	No	No	Yes
Cotton, Upland	All Yield	No	No	No	No	No
Crambe	All Yield	No	No	No	No	No
Flaxseed	All Yield	No	No	No	No	No
Grain Sorghum	All Yield	No	No	No	No	No
Lentils	All Yield	No	No	No	No	No
Mustard Seed	All Yield	No	No	No	No	No
Oats	Irrigated	Yes	No	No	No	No
	Nonirrigated	No	No	No	No	No
Peanuts	All Yield	No	No	No	No	No
Peas, Dry	All Yield	No	No	No	No	No
Rapeseed	All Yield	No	No	No	No	No
Rice, Long Grain	All Yield	No	No	No	No	*****--No
Rice, Medium Grain	All Yield	No	No	No	No	No--*****
Safflower	All Yield	No	No	No	No	No
Sesame Seed	All Yield	No	No	No	No	No
Soybeans	All Yield	No	No	No	No	No
Sunflower Seed	All Yield	No	No	No	No	No
Wheat	All Yield	No	No	No	No	Yes

State Rates

This exhibit provides the per acre payment rate for ACRE crops in the applicable State.

1 Alabama

The following table displays the per acre payment rate for ACRE crops in Alabama. The "shaded" box indicates the data is TBA.

Crop	Status	2009	2010	2011	2012	2013
Barley	All Yield	$0.00	$0.00	$0.00	$0.00	$0.00
Canola	All Yield	$0.00	$0.00	$0.00	$0.00	$0.00
Chickpeas, Large	All Yield	$0.00	$0.00	$0.00	$0.00	$0.00
Chickpeas, Small	All Yield	$0.00	$0.00	$0.00	$0.00	$0.00
Corn	All Yield	$0.00	$0.00	$0.00	$0.00	$0.00
Cotton, Upland	All Yield	$0.00	$0.00	$0.00	$0.00	$0.00
Crambe	All Yield	$0.00	$0.00	$0.00	$0.00	$0.00
Flaxseed	All Yield	$0.00	$0.00	$0.00	$0.00	$0.00
Grain Sorghum	All Yield	$0.00	$0.00	$0.00	$0.00	$0.00
Lentils	All Yield	$0.00	$0.00	$0.00	$0.00	$0.00
Mustard Seed	All Yield	$0.00	$0.00	$0.00	$0.00	$0.00
Oats	All Yield	$23.85	$7.81	$0.00	$0.00	$0.00
Peanuts	All Yield	$0.00	$0.00	$0.00	$0.00	$0.00
Peas, Dry	All Yield	$0.00	$0.00	$0.00	$0.00	$0.00
Rapeseed	All Yield	$0.00	$0.00	$0.00	$0.00	$0.00
Rice, Long Grain	All Yield	$0.00	$0.00	$0.00	$0.00	***--**$0.00
Rice, Medium Grain	All Yield	$0.00	$0.00	$0.00	$0.00	$0.00**--***
Safflower	All Yield	$0.00	$0.00	$0.00	$0.00	$0.00
Sesame Seed	All Yield	$0.00	$0.00	$0.00	$0.00	$0.00
Soybeans	All Yield	$0.00	$0.00	$0.00	$0.00	$0.00
Sunflower Seed	All Yield	$0.00	$0.00	$0.00	$0.00	$0.00
Wheat	All Yield	$40.31	$0.00	$0.00	$0.00	$0.00

State Rates (Continued)

2 Alaska

The following table displays the per acre payment rate for ACRE crops in Alaska. The "shaded" box indicates the data is TBA.

Crop	Status	2009	2010	2011	2012	2013
Barley	All Yield	$30.26	$0.00	$0.00	$0.00	$0.00
Canola	All Yield	$0.00	$0.00	$0.00	$0.00	$0.00
Chickpeas, Large	All Yield	$0.00	$0.00	$0.00	$0.00	$0.00
Chickpeas, Small	All Yield	$0.00	$0.00	$0.00	$0.00	$0.00
Corn	All Yield	$0.00	$0.00	$0.00	$0.00	$0.00
Cotton, Upland	All Yield	$0.00	$0.00	$0.00	$0.00	$0.00
Crambe	All Yield	$0.00	$0.00	$0.00	$0.00	$0.00
Flaxseed	All Yield	$0.00	$0.00	$0.00	$0.00	$0.00
Grain Sorghum	All Yield	$0.00	$0.00	$0.00	$0.00	$0.00
Lentils	All Yield	$0.00	$0.00	$0.00	$0.00	$0.00
Mustard Seed	All Yield	$0.00	$0.00	$0.00	$0.00	$0.00
Oats	All Yield	$16.02	$0.00	$0.00	$0.00	$0.00
Peanuts	All Yield	$0.00	$0.00	$0.00	$0.00	$0.00
Peas, Dry	All Yield	$0.00	$0.00	$0.00	$0.00	$0.00
Rapeseed	All Yield	$0.00	$0.00	$0.00	$0.00	$0.00
Rice, Long Grain	All Yield	$0.00	$0.00	$0.00	$0.00	*--$0.00
Rice, Medium Grain	All Yield	$0.00	$0.00	$0.00	$0.00	$0.00--*
Safflower	All Yield	$0.00	$0.00	$0.00	$0.00	$0.00
Sesame Seed	All Yield	$0.00	$0.00	$0.00	$0.00	$0.00
Soybeans	All Yield	$0.00	$0.00	$0.00	$0.00	$0.00
Sunflower Seed	All Yield	$0.00	$0.00	$0.00	$0.00	$0.00
Wheat	All Yield	$0.00	$0.00	$0.00	$0.00	$0.00

State Rates (Continued)

3 Arizona

The following table displays the per acre payment rate for ACRE crops in Arizona. The "shaded" box indicates the data is TBA.

Crop	Status	2009	2010	2011	2012	2013
Barley	All Yield	$103.99	$0.00	$0.00	$0.00	$0.00
Canola	All Yield	$0.00	$0.00	$0.00	$0.00	$0.00
Chickpeas, Large	All Yield	$0.00	$0.00	$0.00	$0.00	$0.00
Chickpeas, Small	All Yield	$0.00	$0.00	$0.00	$0.00	$0.00
Corn	All Yield	$40.38	$0.00	$0.00	$0.00	$5.02
Cotton, Upland	All Yield	$0.00	$0.00	$0.00	$0.00	$0.00
Crambe	All Yield	$0.00	$0.00	$0.00	$0.00	$0.00
Flaxseed	All Yield	$0.00	$0.00	$0.00	$0.00	$0.00
Grain Sorghum	All Yield	$27.58	$0.00	$0.00	$0.00	$32.20
Lentils	All Yield	$0.00	$0.00	$0.00	$0.00	$0.00
Mustard Seed	All Yield	$0.00	$0.00	$0.00	$0.00	$0.00
Oats	All Yield	$0.00	$0.00	$0.00	$0.00	$0.00
Peanuts	All Yield	$0.00	$0.00	$0.00	$0.00	$0.00
Peas, Dry	All Yield	$0.00	$0.00	$0.00	$0.00	$0.00
Rapeseed	All Yield	$0.00	$0.00	$0.00	$0.00	$0.00
Rice, Long Grain	All Yield	$0.00	$0.00	$0.00	$0.00	*--$0.00
Rice, Medium Grain	All Yield	$0.00	$0.00	$0.00	$0.00	$0.00--*
Safflower	All Yield	$0.00	$0.00	$0.00	$0.00	$0.00
Sesame Seed	All Yield	$0.00	$0.00	$0.00	$0.00	$0.00
Soybeans	All Yield	$0.00	$0.00	$0.00	$0.00	$0.00
Sunflower Seed	All Yield	$0.00	$0.00	$0.00	$0.00	$0.00
Wheat	All Yield	$106.65	$0.00	$0.00	$0.00	$0.00

State Rates (Continued)

4 Arkansas

The following table displays the per acre payment rate for ACRE crops in Arkansas. The "shaded" box indicates the data is TBA.

Crop	Status	2009	2010	2011	2012	2013
Barley	All Yield	$0.00	$0.00	$0.00	$0.00	$0.00
Canola	All Yield	$0.00	$0.00	$0.00	$0.00	$0.00
Chickpeas, Large	All Yield	$0.00	$0.00	$0.00	$0.00	$0.00
Chickpeas, Small	All Yield	$0.00	$0.00	$0.00	$0.00	$0.00
Corn	All Yield				$0.00	$0.00
	Irrigated	$62.89	$0.00	$0.00		$0.00
	Nonirrigated	$44.60	$0.00	$0.00		$0.00
Cotton, Upland	All Yield	$17.96	$0.00	$0.00	$0.00	$0.00
Crambe	All Yield	$0.00	$0.00	$0.00	$0.00	$0.00
Flaxseed	All Yield	$0.00	$0.00	$0.00	$0.00	$0.00
Grain Sorghum	Irrigated	$0.00	$0.00	$0.00	$0.00	$54.69
	Nonirrigated	$0.00	$0.00	$0.00	$0.00	$0.00
Lentils	All Yield	$0.00	$0.00	$0.00	$0.00	$0.00
Mustard Seed	All Yield	$0.00	$0.00	$0.00	$0.00	$0.00
Oats	All Yield	$0.00	$0.00	$0.00	$0.00	$0.00
Peanuts	All Yield	$0.00	$0.00	$0.00	$0.00	$0.00
Peas, Dry	All Yield	$0.00	$0.00	$0.00	$0.00	$0.00
Rapeseed	All Yield	$0.00	$0.00	$0.00	$0.00	$0.00
Rice, Long Grain	All Yield	$0.00	$133.52	$0.00	$0.00	*--$0.00
Rice, Medium Grain	All Yield	$0.00	$87.02	$88.65	$0.00	$0.00--*
Safflower	All Yield	$0.00	$0.00	$0.00	$0.00	$0.00
Sesame Seed	All Yield	$0.00	$0.00	$0.00	$0.00	$0.00
Soybeans	Irrigated	$1.81	$0.00	$0.00	$0.00	$0.00
	Nonirrigated	$0.00	$0.00	$0.00	$0.00	$0.00
Sunflower Seed	All Yield	$0.00	$0.00	$0.00	$0.00	$0.00
Wheat	All Yield	$77.72	$0.00	$0.00	$0.00	$0.00

State Rates (Continued)

5 California

The following table displays the per acre payment rate for ACRE crops in California. The "shaded" box indicates the data is TBA.

Crop	Status	2009	2010	2011	2012	2013
Barley	Irrigated	$70.29	$0.00	$0.00	$0.00	$50.77
	Nonirrigated	$33.13	$0.00	$0.00	$0.00	$31.44
Canola	All Yield	$0.00	$0.00	$0.00	$0.00	$0.00
Chickpeas, Large	All Yield	$0.00	$0.00	$0.00	$0.00	$0.00
Chickpeas, Small	All Yield	$0.00	$0.00	$0.00	$0.00	$0.00
Corn	All Yield	$15.19	$0.00	$0.00	$0.00	$0.00
Cotton, Upland	All Yield	$0.00	$0.00	$0.00	$0.00	$0.00
Crambe	All Yield	$0.00	$0.00	$0.00	$0.00	$0.00
Flaxseed	All Yield	$0.00	$0.00	$0.00	$0.00	$0.00
Grain Sorghum	All Yield	$18.03	$0.00	$0.00	$0.00	$0.00
Lentils	All Yield	$0.00	$0.00	$0.00	$0.00	$0.00
Mustard Seed	All Yield	$0.00	$0.00	$0.00	$0.00	$0.00
Oats	All Yield	$8.99	$0.00	$0.00	$0.00	$0.00
Peanuts	All Yield	$0.00	$0.00	$0.00	$0.00	$0.00
Peas, Dry	All Yield	$0.00	$0.00	$0.00	$0.00	$0.00
Rapeseed	All Yield	$0.00	$0.00	$0.00	$0.00	$0.00
Rice, Long Grain	All Yield	$12.24	$214.86	$36.50	$0.00	***--**$0.00
Rice, Medium Grain	All Yield	$0.00	$66.56	$0.00	$0.00	$0.00--*****
Safflower	All Yield	$9.74	$53.88	$0.00	$0.00	$0.00
Sesame Seed	All Yield	$0.00	$0.00	$0.00	$0.00	$0.00
Soybeans	All Yield	$0.00	$0.00	$0.00	$0.00	$0.00
Sunflower Seed	All Yield	$46.50	$0.00	$0.00	$0.00	$0.00
Wheat	All Yield	$64.41	$0.00	$0.00	$0.00	$8.10

State Rates (Continued)

6 Colorado

The following table displays the per acre payment rate for ACRE crops in Colorado. The "shaded" box indicates the data is TBA.

Crop	Status	2009	2010	2011	2012	2013
Barley	All Yield	$95.66	$0.00	$0.00	$0.00	$0.00
Canola	All Yield	$46.71	$0.00	$0.00	$0.00	$0.00
Chickpeas, Large	All Yield	$0.00	$0.00	$0.00	$0.00	$0.00
Chickpeas, Small	All Yield	$0.00	$0.00	$0.00	$0.00	$0.00
Corn	Irrigated	$20.25	$0.00	$0.00	$0.00	$73.07
	Nonirrigated	$0.00	$0.00	$0.00	$49.79	$54.77
Cotton, Upland	All Yield	$0.00	$0.00	$0.00	$0.00	$0.00
Crambe	All Yield	$0.00	$0.00	$0.00	$0.00	$0.00
Flaxseed	All Yield	$0.00	$0.00	$0.00	$0.00	$0.00
Grain Sorghum	All Yield	$0.00	$0.00	$0.00	$27.97	$30.77
Lentils	All Yield	$0.00	$0.00	$0.00	$0.00	$0.00
Mustard Seed	Irrigated	$0.00	$0.00	$0.00	$0.00	$0.00
	Nonirrigated	$0.00	$0.00	$0.00	$0.00	$0.00
Oats	Irrigated	$43.63	$25.83	$0.00	$0.00	$0.00
	Nonirrigated	$15.61	$0.00	$0.00	$12.83	$0.00
Peanuts	All Yield	$0.00	$0.00	$0.00	$0.00	$0.00
Peas, Dry	All Yield	$0.00	$0.00	$0.00	$29.75	$0.00
Rapeseed	All Yield	$0.00	$0.00	$0.00	$0.00	$0.00
Rice, Long Grain	All Yield	$0.00	$0.00	$0.00	$0.00	*--$0.00
Rice, Medium Grain	All Yield	$0.00	$0.00	$0.00	$0.00	$0.00--*
Safflower	All Yield	$0.00	$8.44	$0.00	$0.00	$26.18
Sesame Seed	All Yield	$0.00	$0.00	$0.00	$0.00	$0.00
Soybeans	All Yield	$0.00	$0.00	$0.00	$0.00	$0.00
Sunflower Seed	All Yield	$10.29	$0.00	$0.00	$54.60	$60.06
Wheat	All Yield	$0.00	$0.00	$0.00	$0.00	$51.27

State Rates (Continued)

7 Connecticut

The following table displays the per acre payment rate for ACRE crops in Connecticut. The "shaded" box indicates the data is TBA.

Crop	Status	2009	2010	2011	2012	2013
Barley	All Yield	$0.00	$0.00	$0.00	$0.00	$0.00
Canola	All Yield	$0.00	$0.00	$0.00	$0.00	$0.00
Chickpeas, Large	All Yield	$0.00	$0.00	$0.00	$0.00	$0.00
Chickpeas, Small	All Yield	$0.00	$0.00	$0.00	$0.00	$0.00
Corn	All Yield	$149.61	$0.00	$0.00	$0.00	$43.42
Cotton, Upland	All Yield	$0.00	$0.00	$0.00	$0.00	$0.00
Crambe	All Yield	$0.00	$0.00	$0.00	$0.00	$0.00
Flaxseed	All Yield	$0.00	$0.00	$0.00	$0.00	$0.00
Grain Sorghum	All Yield	$0.00	$0.00	$0.00	$0.00	$0.00
Lentils	All Yield	$0.00	$0.00	$0.00	$0.00	$0.00
Mustard Seed	All Yield	$0.00	$0.00	$0.00	$0.00	$0.00
Oats	All Yield	$0.00	$0.00	$0.00	$0.00	$0.00
Peanuts	All Yield	$0.00	$0.00	$0.00	$0.00	$0.00
Peas, Dry	All Yield	$0.00	$0.00	$0.00	$0.00	$0.00
Rapeseed	All Yield	$0.00	$0.00	$0.00	$0.00	$0.00
Rice, Long Grain	All Yield	$0.00	$0.00	$0.00	$0.00	*--$0.00
Rice, Medium Grain	All Yield	$0.00	$0.00	$0.00	$0.00	$0.00--*
Safflower	All Yield	$0.00	$0.00	$0.00	$0.00	$0.00
Sesame Seed	All Yield	$0.00	$0.00	$0.00	$0.00	$0.00
Soybeans	All Yield	$0.00	$0.00	$0.00	$0.00	$0.00
Sunflower Seed	All Yield	$0.00	$0.00	$0.00	$0.00	$0.00
Wheat	All Yield	$0.00	$0.00	$0.00	$0.00	$0.00

State Rates (Continued)

8 Delaware

The following table displays the per acre payment rate for ACRE crops in Delaware. The "shaded" box indicates the data is TBA.

Crop	Status	2009	2010	2011	2012	2013
Barley	All Yield	$73.62	$62.17	$0.00	$0.00	$0.00
Canola	All Yield	$0.00	$0.00	$0.00	$0.00	$0.00
Chickpeas, Large	All Yield	$0.00	$0.00	$0.00	$0.00	$0.00
Chickpeas, Small	All Yield	$0.00	$0.00	$0.00	$0.00	$0.00
Corn	Irrigated	$52.53	$0.00	$0.00	$0.00	$0.00
	Nonirrigated	$0.00	$0.00	$0.00	$0.00	$0.00
Cotton, Upland	All Yield	$0.00	$0.00	$0.00	$0.00	$0.00
Crambe	All Yield	$0.00	$0.00	$0.00	$0.00	$0.00
Flaxseed	All Yield	$0.00	$0.00	$0.00	$0.00	$0.00
Grain Sorghum	All Yield	$37.68	$0.00	$0.00	$0.00	$0.00
Lentils	All Yield	$0.00	$0.00	$0.00	$0.00	$0.00
Mustard Seed	All Yield	$0.00	$0.00	$0.00	$0.00	$0.00
Oats	All Yield	$35.77	$0.00	$0.00	$0.00	$0.00
Peanuts	All Yield	$0.00	$0.00	$0.00	$0.00	$0.00
Peas, Dry	All Yield	$0.00	$0.00	$0.00	$0.00	$0.00
Rapeseed	All Yield	$0.00	$0.00	$0.00	$0.00	$0.00
Rice, Long Grain	All Yield	$0.00	$0.00	$0.00	$0.00	*--$0.00
Rice, Medium Grain	All Yield	$0.00	$0.00	$0.00	$0.00	$0.00--*
Safflower	All Yield	$0.00	$0.00	$0.00	$0.00	$0.00
Sesame Seed	All Yield	$0.00	$0.00	$0.00	$0.00	$0.00
Soybeans	All Yield	$0.00	$0.00	$0.00	$0.00	$0.00
Sunflower Seed	All Yield	$0.00	$0.00	$0.00	$0.00	$0.00
Wheat	All Yield	$101.59	$40.82	$0.00	$0.00	
	Irrigated				$0.00	$0.00
	Nonirrigated				$0.00	$0.00

State Rates (Continued)

9 Florida

The following table displays the per acre payment rate for ACRE crops in Florida. The "shaded" box indicates the data is TBA.

Crop	Status	2009	2010	2011	2012	2013
Barley	All Yield	$0.00	$0.00	$0.00	$0.00	$0.00
Canola	All Yield	$0.00	$0.00	$0.00	$0.00	$0.00
Chickpeas, Large	All Yield	$0.00	$0.00	$0.00	$0.00	$0.00
Chickpeas, Small	All Yield	$0.00	$0.00	$0.00	$0.00	$0.00
Corn	All Yield	$0.00	$0.00	$0.00	$0.00	$0.00
Cotton, Upland	All Yield	$0.00	$0.00	$0.00	$0.00	$0.00
Crambe	All Yield	$0.00	$0.00	$0.00	$0.00	$0.00
Flaxseed	All Yield	$0.00	$0.00	$0.00	$0.00	$0.00
Grain Sorghum	All Yield	$0.00	$0.00	$0.00	$0.00	$0.00
Lentils	All Yield	$0.00	$0.00	$0.00	$0.00	$0.00
Mustard Seed	All Yield	$0.00	$0.00	$0.00	$0.00	$0.00
Oats	All Yield	$0.00	$0.00	$0.00	$0.00	$0.00
Peanuts	All Yield	$0.00	$0.00	$0.00	$0.00	$0.00
Peas, Dry	All Yield	$0.00	$0.00	$0.00	$0.00	$0.00
Rapeseed	All Yield	$0.00	$0.00	$0.00	$0.00	$0.00
Rice, Long Grain	All Yield	$0.00	$0.00	$0.00	$0.00	*--$0.00
Rice, Medium Grain	All Yield	$0.00	$0.00	$0.00	$0.00	$0.00--*
Safflower	All Yield	$0.00	$0.00	$0.00	$0.00	$0.00
Sesame Seed	All Yield	$0.00	$0.00	$0.00	$0.00	$0.00
Soybeans	All Yield	$0.00	$0.00	$0.00	$0.00	$0.00
Sunflower Seed	Irrigated	$0.00	$0.00	$0.00	$0.00	$0.00
	Nonirrigated	$0.00	$0.00	$0.00	$0.00	$0.00
Wheat	All Yield	$71.46	$29.24	$0.00	$0.00	$0.00

State Rates (Continued)

10 Georgia

The following table displays the per acre payment rate for ACRE crops in Georgia. The "shaded" box indicates the data is TBA.

Crop	Status	2009	2010	2011	2012	2013
Barley	All Yield	$0.00	$0.00	$0.00	$0.00	$0.00
Canola	All Yield	$0.00	$0.00	$0.00	$0.00	$0.00
Chickpeas, Large	All Yield	$0.00	$0.00	$0.00	$0.00	$0.00
Chickpeas, Small	All Yield	$0.00	$0.00	$0.00	$0.00	$0.00
Corn	Irrigated	$0.00	$0.00	$0.00	$0.00	$0.00
	Nonirrigated	$0.00	$0.00	$0.00	$0.00	$0.00
Cotton, Upland	Irrigated	$0.00	$0.00	$0.00	$0.00	$0.00
	Nonirrigated	$0.00	$0.00	$0.00	$0.00	$0.00
Crambe	All Yield	$0.00	$0.00	$0.00	$0.00	$0.00
Flaxseed	All Yield	$0.00	$0.00	$0.00	$0.00	$0.00
Grain Sorghum	Irrigated	$0.00	$0.00	$0.00	$0.00	$0.00
	Nonirrigated	$0.00	$0.00	$0.00	$0.00	$0.00
Lentils	All Yield	$0.00	$0.00	$0.00	$0.00	$0.00
Mustard Seed	All Yield	$0.00	$0.00	$0.00	$0.00	$0.00
Oats	All Yield	$32.54	$0.00	$0.00	$0.00	$0.00
Peanuts	Irrigated	$0.00	$0.00	$0.00	$0.00	$0.00
	Nonirrigated	$0.00	$0.00	$0.00	$0.00	$0.00
Peas, Dry	All Yield	$0.00	$0.00	$0.00	$0.00	$0.00
Rapeseed	All Yield	$0.00	$0.00	$0.00	$0.00	$0.00
Rice, Long Grain	All Yield	$0.00	$0.00	$0.00	$0.00	*--$0.00
Rice, Medium Grain	All Yield	$0.00	$0.00	$0.00	$0.00	$0.00--*
Safflower	All Yield	$0.00	$0.00	$0.00	$0.00	$0.00
Sesame Seed	All Yield	$0.00	$0.00	$0.00	$0.00	$0.00
Soybeans	All Yield	$0.00	$0.00	$25.84	$0.00	$0.00
Sunflower Seed	All Yield	$0.00	$0.00	$0.00	$0.00	$0.00
Wheat	All Yield	$72.50	$33.00	$0.00	$0.00	$0.00

State Rates (Continued)

11 Hawaii

The following table displays the per acre payment rate for ACRE crops in Hawaii. The "shaded" box indicates the data is TBA.

Crop	Status	2009	2010	2011	2012	2013
Barley	All Yield	N/A	N/A	N/A	N/A	*--N/A
Canola	All Yield	N/A	N/A	N/A	N/A	N/A
Chickpeas, Large	All Yield	N/A	N/A	N/A	N/A	N/A
Chickpeas, Small	All Yield	N/A	N/A	N/A	N/A	N/A
Corn	All Yield	N/A	N/A	N/A	N/A	N/A
Cotton, Upland	All Yield	N/A	N/A	N/A	N/A	N/A
Crambe	All Yield	N/A	N/A	N/A	N/A	N/A
Flaxseed	All Yield	N/A	N/A	N/A	N/A	N/A
Grain Sorghum	All Yield	N/A	N/A	N/A	N/A	N/A
Lentils	All Yield	N/A	N/A	N/A	N/A	N/A
Mustard Seed	All Yield	N/A	N/A	N/A	N/A	N/A
Oats	All Yield	N/A	N/A	N/A	N/A	N/A
Peanuts	All Yield	N/A	N/A	N/A	N/A	N/A
Peas, Dry	All Yield	N/A	N/A	N/A	N/A	N/A
Rapeseed	All Yield	N/A	N/A	N/A	N/A	N/A
Rice, Long Grain	All Yield	N/A	N/A	N/A	N/A	N/A
Rice, Medium Grain	All Yield	N/A	N/A	N/A	N/A	N/A
Safflower	All Yield	N/A	N/A	N/A	N/A	N/A
Sesame Seed	All Yield	N/A	N/A	N/A	N/A	N/A
Soybeans	All Yield	N/A	N/A	N/A	N/A	N/A
Sunflower Seed	All Yield	N/A	N/A	N/A	N/A	N/A
Wheat	All Yield	N/A	N/A	N/A	N/A	N/A--*

State Rates (Continued)

12 Idaho

The following table displays the per acre payment rate for ACRE crops in Idaho. The "shaded" box indicates the data is TBA.

Crop	Status	2009	2010	2011	2012	2013
Barley	Irrigated	$94.79	$0.00	$0.00	$0.00	$0.00
	Nonirrigated	$11.19	$0.00	$0.00	$0.00	$0.00
Canola	All Yield	$0.00	$0.00	$0.00	$0.00	$0.00
Chickpeas, Large	All Yield	$0.00	$0.00	$0.00	$0.00	$0.00
Chickpeas, Small	All Yield	$0.00	$0.00	$0.00	$0.00	$0.00
Corn	All Yield	$0.00	$0.00	$0.00	$0.00	$0.00
Cotton, Upland	All Yield	$0.00	$0.00	$0.00	$0.00	$0.00
Crambe	All Yield	$0.00	$0.00	$0.00	$0.00	$0.00
Flaxseed	All Yield	$0.00	$0.00	$0.00	$0.00	$0.00
Grain Sorghum	All Yield	$0.00	$0.00	$0.00	$0.00	$0.00
Lentils	All Yield	$0.00	$30.96	$0.00	$8.56	$0.00
Mustard Seed	All Yield	$0.00	$50.03	$11.39		
	Irrigated				$12.53	$0.00
	Nonirrigated				$9.53	$25.03
Oats	Irrigated	$13.00	$0.00	$0.00	$0.00	$0.00
	Nonirrigated	$37.72	$0.00	$0.00	$0.00	$0.00
Peanuts	All Yield	$0.00	$0.00	$0.00	$0.00	$0.00
Peas, Dry	All Yield	$18.71	$14.92	$0.00	$0.00	$0.00
Rapeseed	All Yield	$0.00	$0.00	$0.00	$0.00	$0.00
Rice, Long Grain	All Yield	$0.00	$0.00	$0.00	$0.00	*--$0.00
Rice, Medium Grain	All Yield	$0.00	$0.00	$0.00	$0.00	$0.00--*
Safflower	All Yield	$0.00	$16.02	$0.00	$0.00	$0.00
Sesame Seed	All Yield	$0.00	$0.00	$0.00	$0.00	$0.00
Soybeans	All Yield	$0.00	$0.00	$0.00	$0.00	$0.00
Sunflower Seed	All Yield	$0.00	$0.00	$0.00	$0.00	$0.00
Wheat	Irrigated	$115.48	$0.00	$0.00	$0.00	$0.00
	Nonirrigated	$50.11	$0.00	$0.00	$0.00	$0.00

State Rates (Continued)

13 Illinois

The following table displays the per acre payment rate for ACRE crops in Illinois. The "shaded" box indicates the data is TBA.

Crop	Status	2009	2010	2011	2012	2013
Barley	All Yield	$65.34	$42.02	$0.00	$0.00	$0.00
Canola	All Yield	$0.00	$0.00	$0.00	$2.86	$0.00
Chickpeas, Large	All Yield	$0.00	$0.00	$0.00	$0.00	$0.00
Chickpeas, Small	All Yield	$0.00	$0.00	$0.00	$0.00	$0.00
Corn	All Yield	$25.17	$0.00	$0.00	$0.00	$0.00
Cotton, Upland	All Yield	$0.00	$0.00	$0.00	$0.00	$0.00
Crambe	All Yield	$0.00	$0.00	$0.00	$0.00	$0.00
Flaxseed	All Yield	$0.00	$0.00	$0.00	$0.00	$0.00
Grain Sorghum	All Yield	$43.90	$0.00	$0.00	$0.00	$0.00
Lentils	All Yield	$0.00	$0.00	$0.00	$0.00	$0.00
Mustard Seed	All Yield	$0.00	$0.00	$0.00	$0.00	$0.00
Oats	All Yield	$46.82	$4.74	$0.00	$0.00	$0.00
Peanuts	All Yield	$0.00	$0.00	$0.00	$0.00	$0.00
Peas, Dry	All Yield	$37.57	$0.00	$0.00	$0.00	$0.00
Rapeseed	All Yield	$0.00	$0.00	$0.00	$0.00	$0.00
Rice, Long Grain	All Yield	$0.00	$0.00	$0.00	$0.00	*--$0.00
Rice, Medium Grain	All Yield	$0.00	$0.00	$0.00	$0.00	$0.00--*
Safflower	All Yield	$17.51	$0.00	$0.00	$0.00	$0.00
Sesame Seed	All Yield	$0.00	$0.00	$0.00	$0.00	$0.00
Soybeans	All Yield	$0.00	$0.00	$0.00	$0.00	$0.00
Sunflower Seed	All Yield	$59.97	$0.00	$0.00	$0.00	$0.00
Wheat	All Yield	$89.41	$29.74	$0.00	$0.00	$0.00

State Rates (Continued)

14 Indiana

The following table displays the per acre payment rate for ACRE crops in Indiana. The "shaded" box indicates the data is TBA.

Crop	Status	2009	2010	2011	2012	2013
Barley	All Yield	$69.02	$42.39	$0.00	$0.00	$0.00
Canola	All Yield	$0.00	$0.00	$0.00	$0.00	$0.00
Chickpeas, Large	All Yield	$0.00	$0.00	$0.00	$0.00	$0.00
Chickpeas, Small	All Yield	$0.00	$0.00	$0.00	$0.00	$0.00
Corn	All Yield	$0.00	$0.00	$0.00	$0.00	$0.00
Cotton, Upland	All Yield	$0.00	$0.00	$0.00	$0.00	$0.00
Crambe	All Yield	$0.00	$0.00	$0.00	$0.00	$0.00
Flaxseed	All Yield	$0.00	$0.00	$0.00	$0.00	$0.00
Grain Sorghum	All Yield	$14.64	$0.00	$0.00	$51.64	$0.00
Lentils	All Yield	$0.00	$0.00	$0.00	$0.00	$0.00
Mustard Seed	All Yield	$0.00	$0.00	$0.00	$0.00	$0.00
Oats	All Yield	$47.47	$4.56	$0.00	$0.00	$0.00
Peanuts	All Yield	$0.00	$0.00	$0.00	$0.00	$0.00
Peas, Dry	All Yield	$0.00	$0.00	$0.00	$0.00	$0.00
Rapeseed	All Yield	$0.00	$0.00	$0.00	$0.00	$0.00
Rice, Long Grain	All Yield	$0.00	$0.00	$0.00	$0.00	*--$0.00
Rice, Medium Grain	All Yield	$0.00	$0.00	$0.00	$0.00	$0.00--*
Safflower	All Yield	$0.00	$0.00	$0.00	$0.00	$0.00
Sesame Seed	All Yield	$0.00	$0.00	$0.00	$0.00	$0.00
Soybeans	All Yield	$0.00	$0.00	$0.00	$0.00	$0.00
Sunflower Seed	All Yield	$60.49	$0.00	$0.00	$0.00	$0.00
Wheat	All Yield	$69.10	$16.07	$0.00	$0.00	$0.00

State Rates (Continued)

15 Iowa

The following table displays the per acre payment rate for ACRE crops in Iowa. The "shaded" box indicates the data is TBA.

Crop	Status	2009	2010	2011	2012	2013
Barley	All Yield	$43.58	$7.68	$0.00	$0.00	$0.00
Canola	All Yield	$0.00	$0.00	$0.00	$0.00	$0.00
Chickpeas, Large	All Yield	$0.00	$0.00	$0.00	$0.00	$0.00
Chickpeas, Small	All Yield	$0.00	$0.00	$0.00	$0.00	$0.00
Corn	All Yield	$0.00	$0.00	$0.00	$0.00	$62.39
Cotton, Upland	All Yield	$0.00	$0.00	$0.00	$0.00	$0.00
Crambe	All Yield	$0.00	$0.00	$0.00	$0.00	$0.00
Flaxseed	All Yield	$0.00	$0.00	$0.00	$0.00	$0.00
Grain Sorghum	All Yield	$0.00	$0.00	$0.00	$0.00	$25.42
Lentils	All Yield	$0.00	$0.00	$0.00	$0.00	$0.00
Mustard Seed	All Yield	$0.00	$0.00	$0.00	$0.00	$0.00
Oats	All Yield	$47.47	$14.64	$0.00	$0.00	$0.00
Peanuts	All Yield	$0.00	$0.00	$0.00	$0.00	$0.00
Peas, Dry	All Yield	$0.00	$0.00	$0.00	$0.00	$0.00
Rapeseed	All Yield	$0.00	$0.00	$0.00	$0.00	$0.00
Rice, Long Grain	All Yield	$0.00	$0.00	$0.00	$0.00	*--$0.00
Rice, Medium Grain	All Yield	$0.00	$0.00	$0.00	$0.00	$0.00--*
Safflower	All Yield	$0.00	$0.00	$0.00	$0.00	$0.00
Sesame Seed	All Yield	$0.00	$0.00	$0.00	$0.00	$0.00
Soybeans	All Yield	$0.00	$0.00	$0.00	$0.00	$2.70
Sunflower Seed	All Yield	$0.00	$0.00	$0.00	$0.00	$0.00
Wheat	All Yield	$74.59	$8.60	$0.00	$0.00	$0.00

State Rates (Continued)

16 Kansas

The following table displays the per acre payment rate for ACRE crops in Kansas. The "shaded" box indicates the data is TBA.

Crop	Status	2009	2010	2011	2012	2013
Barley	All Yield	$8.78	$0.00	$0.00	$0.00	$0.00
Canola	All Yield	$0.00	$0.00	$0.00	$0.00	$0.00
Chickpeas, Large	All Yield	$0.00	$0.00	$0.00	$0.00	$0.00
Chickpeas, Small	All Yield	$0.00	$0.00	$0.00	$0.00	$0.00
Corn	Irrigated	$0.00	$0.00	$0.00	$0.00	$32.93
	Nonirrigated	$0.00	$0.00	$0.00	$99.58	$76.88
Cotton, Upland	All Yield	$0.00	$0.00			
	Irrigated			$0.00	$0.00	$0.00
	Nonirrigated			$26.05	$2.69	$0.00
Crambe	All Yield	$0.00	$0.00	$0.00	$0.00	$0.00
Flaxseed	All Yield	$0.00	$0.00	$0.00	$0.00	$0.00
Grain Sorghum	All Yield	$0.00	$0.00	$0.00	$55.92	$58.57
Lentils	All Yield	$0.00	$0.00	$0.00	0.00	$0.00
Mustard Seed	All Yield	$0.00	$0.00	$0.00	$0.00	$0.00
Oats	All Yield	$17.79	$0.00	$0.00	$0.00	$0.00
Peanuts	All Yield	$0.00	$0.00	$0.00	$0.00	$0.00
Peas, Dry	All Yield	$0.00	$11.75	$5.67	$29.75	$32.73
Rapeseed	All Yield	$0.00	$0.00	$0.00	$0.00	$0.00
Rice, Long Grain	All Yield	$0.00	$0.00	$0.00	$0.00	*--$0.00
Rice, Medium Grain	All Yield	$0.00	$0.00	$0.00	$0.00	$0.00--*
Safflower	All Yield	$0.00	$0.00	$0.00	$0.00	$0.00
Sesame Seed	All Yield	$0.00	$0.00	$0.00	$0.00	$0.00
Soybeans	All Yield	$0.00	$0.00	$0.00	$44.18	$0.00
Sunflower Seed	Irrigated	$83.88	$0.00	$0.00	$0.00	$0.00
	Nonirrigated	$0.00	$0.00	$0.00	$43.51	$61.42
Wheat	All Yield	$7.56	$0.00	$0.00	$0.00	$0.00

State Rates (Continued)

17 Kentucky

The following table displays the per acre payment rate for ACRE crops in Kentucky. The "shaded" box indicates the data is TBA.

Crop	Status	2009	2010	2011	2012	2013
Barley	All Yield	$75.46	$10.84	$0.00	$0.00	$0.00
Canola	All Yield	$0.00	$0.00	$0.00	$0.00	$0.00
Chickpeas, Large	All Yield	$0.00	$0.00	$0.00	$0.00	$0.00
Chickpeas, Small	All Yield	$0.00	$0.00	$0.00	$0.00	$0.00
Corn	All Yield	$0.00	$0.00	$0.00	$117.83	$0.00
Cotton, Upland	All Yield	$0.00	$0.00	$0.00	$0.00	$0.00
Crambe	All Yield	$0.00	$0.00	$0.00	$0.00	$0.00
Flaxseed	All Yield	$0.00	$0.00	$0.00	$0.00	$0.00
Grain Sorghum	All Yield	$0.00	$0.00	$0.00	$36.09	$0.00
Lentils	All Yield	$0.00	$0.00	$0.00	$0.00	$0.00
Mustard Seed	All Yield	$0.00	$0.00	$0.00	$0.00	$0.00
Oats	All Yield	$31.21	$0.00	$0.00	$0.00	$0.00
Peanuts	All Yield	$0.00	$0.00	$0.00	$0.00	$0.00
Peas, Dry	All Yield	$0.00	$0.00	$0.00	$0.00	$0.00
Rapeseed	All Yield	$0.00	$0.00	$0.00	$0.00	$0.00
Rice, Long Grain	All Yield	$0.00	$0.00	$0.00	$0.00	*--$0.00
Rice, Medium Grain	All Yield	$0.00	$0.00	$0.00	$0.00	$0.00--*
Safflower	All Yield	$0.00	$0.00	$0.00	$0.00	$0.00
Sesame Seed	All Yield	$0.00	$0.00	$0.00	$0.00	$0.00
Soybeans	All Yield	$0.00	$0.00	$0.00	$0.00	$0.00
Sunflower Seed	All Yield	$20.18	$0.00	$0.00	$0.00	$0.00
Wheat	All Yield	$95.32	$0.00	$0.00	$0.00	$0.00

State Rates (Continued)

18 Louisiana

The following table displays the per acre payment rate for ACRE crops in Louisiana. The "shaded" box indicates the data is TBA.

Crop	Status	2009	2010	2011	2012	2013
Barley	All Yield	$0.00	$0.00	$0.00	$0.00	$0.00
Canola	All Yield	$0.00	$0.00	$0.00	$0.00	$0.00
Chickpeas, Large	All Yield	$0.00	$0.00	$0.00	$0.00	$0.00
Chickpeas, Small	All Yield	$0.00	$0.00	$0.00	$0.00	$0.00
Corn	Irrigated	$163.92	$0.00	$0.00	$0.00	$78.84
	Nonirrigated	$0.00	$0.00	$0.00	$0.00	$0.00
Cotton, Upland	All Yield	$0.00	$0.00			
	Irrigated			$0.00	$0.00	$0.00
	Nonirrigated			$0.00	$0.00	$0.00
Crambe	All Yield	$0.00	$0.00	$0.00	$0.00	$0.00
Flaxseed	All Yield	$0.00	$0.00	$0.00	$0.00	$0.00
Grain Sorghum	All Yield	$37.35	$0.00	$0.00	$0.00	$0.00
Lentils	All Yield	$0.00	$0.00	$0.00	$0.00	$0.00
Mustard Seed	All Yield	$0.00	$0.00	$0.00	$0.00	$0.00
Oats	All Yield	$0.00	$0.00	$0.00	$0.00	$0.00
Peanuts	All Yield	$0.00	$0.00	$0.00	$0.00	$0.00
Peas, Dry	All Yield	$0.00	$0.00	$0.00	$0.00	$0.00
Rapeseed	All Yield	$0.00	$0.00	$0.00	$0.00	$0.00
Rice, Long Grain	All Yield	$0.00	$75.09	$0.00	$0.00	*--$0.00
Rice, Medium Grain	All Yield	$0.00	$24.28	$0.00	$0.00	$0.00--*
Safflower	All Yield	$0.00	$0.00	$0.00	$0.00	$0.00
Sesame Seed	All Yield	$0.00	$0.00	$0.00	$0.00	$0.00
Soybeans	All Yield	$0.00	$0.00	$0.00	$0.00	$0.00
Sunflower Seed	All Yield	$0.00	$0.00	$0.00	$0.00	$0.00
Wheat	All Yield	$39.72	$11.15	$0.00	$0.00	$0.00

State Rates (Continued)

19 Maine

The following table displays the per acre payment rate for ACRE crops in Maine. The "shaded" box indicates the data is TBA.

Crop	Status	2009	2010	2011	2012	2013
Barley	All Yield	$53.38	$0.00	$10.91	$0.00	$0.00
Canola	All Yield	$0.00	$0.00	$0.00	$0.00	$0.00
Chickpeas, Large	All Yield	$0.00	$0.00	$0.00	$0.00	$0.00
Chickpeas, Small	All Yield	$0.00	$0.00	$0.00	$0.00	$0.00
Corn	All Yield	$133.81	$0.00	$0.00	$0.00	$21.24
Cotton, Upland	All Yield	$0.00	$0.00	$0.00	$0.00	$0.00
Crambe	All Yield	$0.00	$0.00	$0.00	$0.00	$0.00
Flaxseed	All Yield	$0.00	$0.00	$0.00	$0.00	$0.00
Grain Sorghum	All Yield	$0.00	$0.00	$0.00	$0.00	$0.00
Lentils	All Yield	$0.00	$0.00	$0.00	$0.00	$0.00
Mustard Seed	All Yield	$0.00	$0.00	$0.00	$0.00	$0.00
Oats	All Yield	$44.22	$0.00	$0.00	$0.00	$0.00
Peanuts	All Yield	$0.00	$0.00	$0.00	$0.00	$0.00
Peas, Dry	All Yield	$0.00	$0.00	$0.00	$0.00	$0.00
Rapeseed	All Yield	$0.00	$0.00	$0.00	$0.00	$0.00
Rice, Long Grain	All Yield	$0.00	$0.00	$0.00	$0.00	*--$0.00
Rice, Medium Grain	All Yield	$0.00	$0.00	$0.00	$0.00	$0.00--*
Safflower	All Yield	$0.00	$0.00	$0.00	$0.00	$0.00
Sesame Seed	All Yield	$0.00	$0.00	$0.00	$0.00	$0.00
Soybeans	All Yield	$0.00	$0.00	$71.54	$0.00	$0.00
Sunflower Seed	All Yield	$0.00	$0.00	$0.00	$0.00	$0.00
Wheat	All Yield	$58.05	$0.00	$0.00	$0.00	$19.41

State Rates (Continued)

20 Maryland

The following table displays the per acre payment rate for ACRE crops in Maryland. The "shaded" box indicates the data is TBA.

Crop	Status	2009	2010	2011	2012	2013
Barley	All Yield	$79.14	$65.95	$0.00	$0.00	$0.00
Canola	All Yield	$0.00	$0.00	$0.00	$0.00	$0.00
Chickpeas, Large	All Yield	$0.00	$0.00	$0.00	$0.00	$0.00
Chickpeas, Small	All Yield	$0.00	$0.00	$0.00	$0.00	$0.00
Corn	All Yield	$0.00	$0.00	$0.00	$0.00	$0.00
Cotton, Upland	All Yield	$0.00	$0.00	$0.00	$0.00	$0.00
Crambe	All Yield	$0.00	$0.00	$0.00	$0.00	$0.00
Flaxseed	All Yield	$0.00	$0.00	$0.00	$0.00	$0.00
Grain Sorghum	All Yield	$0.00	$0.00	$0.00	$0.00	$0.00
Lentils	All Yield	$0.00	$0.00	$0.00	$0.00	$0.00
Mustard Seed	All Yield	$0.00	$0.00	$0.00	$0.00	$0.00
Oats	All Yield	$0.00	$5.17	$0.00	$0.00	$0.00
Peanuts	All Yield	$0.00	$0.00	$0.00	$0.00	$0.00
Peas, Dry	All Yield	$0.00	$0.00	$0.00	$0.00	$0.00
Rapeseed	All Yield	$0.00	$0.00	$0.00	$0.00	$0.00
Rice, Long Grain	All Yield	$0.00	$0.00	$0.00	$0.00	*--$0.00
Rice, Medium Grain	All Yield	$0.00	$0.00	$0.00	$0.00	$0.00--*
Safflower	All Yield	$0.00	$0.00	$0.00	$0.00	$0.00
Sesame Seed	All Yield	$0.00	$0.00	$0.00	$0.00	$0.00
Soybeans	All Yield	$0.00	$0.00	$0.00	$0.00	$0.00
Sunflower Seed	All Yield	$0.00	$0.00	$0.00	$0.00	$27.64
Wheat	All Yield	$98.46	$18.71	$0.00	$0.00	$0.00

State Rates (Continued)

21 Massachusetts

The following table displays the per acre payment rate for ACRE crops in Massachusetts. The "shaded" box indicates the data is TBA.

Crop	Status	2009	2010	2011	2012	2013
Barley	All Yield	$0.00	$0.00	$0.00	$0.00	$0.00
Canola	All Yield	$0.00	$0.00	$0.00	$0.00	$0.00
Chickpeas, Large	All Yield	$0.00	$0.00	$0.00	$0.00	$0.00
Chickpeas, Small	All Yield	$0.00	$0.00	$0.00	$0.00	$0.00
Corn	All Yield	$146.82	$0.00	$0.00	$0.00	$65.74
Cotton, Upland	All Yield	$0.00	$0.00	$0.00	$0.00	$0.00
Crambe	All Yield	$0.00	$0.00	$0.00	$0.00	$0.00
Flaxseed	All Yield	$0.00	$0.00	$0.00	$0.00	$0.00
Grain Sorghum	All Yield	$0.00	$0.00	$0.00	$0.00	$0.00
Lentils	All Yield	$0.00	$0.00	$0.00	$0.00	$0.00
Mustard Seed	All Yield	$0.00	$0.00	$0.00	$0.00	$0.00
Oats	All Yield	$7.44	$0.00	$0.00	$0.00	$0.00
Peanuts	All Yield	$0.00	$0.00	$0.00	$0.00	$0.00
Peas, Dry	All Yield	$0.00	$0.00	$0.00	$0.00	$0.00
Rapeseed	All Yield	$0.00	$0.00	$0.00	$0.00	$0.00
Rice, Long Grain	All Yield	$0.00	$0.00	$0.00	$0.00	*--$0.00
Rice, Medium Grain	All Yield	$0.00	$0.00	$0.00	$0.00	$0.00--*
Safflower	All Yield	$0.00	$0.00	$0.00	$0.00	$0.00
Sesame Seed	All Yield	$0.00	$0.00	$0.00	$0.00	$0.00
Soybeans	All Yield	$0.00	$0.00	$0.00	$0.00	$0.00
Sunflower Seed	All Yield	$0.00	$0.00	$0.00	$0.00	$0.00
Wheat	All Yield	$0.00	$0.00	$0.00	$0.00	$0.00

State Rates (Continued)

22 Michigan

The following table displays the per acre payment rate for ACRE crops in Michigan. The "shaded" box indicates the data is TBA.

Crop	Status	2009	2010	2011	2012	2013
Barley	All Yield	$45.09	$0.00	$0.00	$0.00	$0.00
Canola	All Yield	$0.00	$0.00	$0.00	$0.00	$0.00
Chickpeas, Large	All Yield	$0.00	$0.00	$0.00	$0.00	$0.00
Chickpeas, Small	All Yield	$0.00	$0.00	$0.00	$0.00	$0.00
Corn	All Yield	$0.00	$0.00	$0.00	$0.00	$0.00
Cotton, Upland	All Yield	$0.00	$0.00	$0.00	$0.00	$0.00
Crambe	All Yield	$0.00	$0.00	$0.00	$0.00	$0.00
Flaxseed	All Yield	$0.00	$0.00	$0.00	$0.00	$0.00
Grain Sorghum	All Yield	$0.00	$0.00	$0.00	$0.00	$0.00
Lentils	All Yield	$0.00	$0.00	$0.00	$0.00	$0.00
Mustard Seed	All Yield	$0.00	$0.00	$0.00	$0.00	$0.00
Oats	All Yield	$36.60	$0.00	$0.00	$0.00	$0.00
Peanuts	All Yield	$0.00	$0.00	$0.00	$0.00	$0.00
Peas, Dry	All Yield	$31.74	$0.00	$0.00	$0.00	$0.00
Rapeseed	All Yield	$0.00	$0.00	$0.00	$0.00	$0.00
Rice, Long Grain	All Yield	$0.00	$0.00	$0.00	$0.00	*--$0.00
Rice, Medium Grain	All Yield	$0.00	$0.00	$0.00	$0.00	$0.00--*
Safflower	All Yield	$0.00	$0.00	$0.00	$0.00	$0.00
Sesame Seed	All Yield	$0.00	$0.00	$0.00	$0.00	$0.00
Soybeans	All Yield	$0.00	$0.00	$0.00	$0.00	$0.00
Sunflower Seed	All Yield	$0.00	$0.00	$0.00	$0.00	$0.00
Wheat	All Yield	$60.71	$0.00	$0.00	$0.00	$0.00

State Rates (Continued)

23 Minnesota

The following table displays the per acre payment rate for ACRE crops in Minnesota. The "shaded" box indicates the data is TBA.

Crop	Status	2009	2010	2011	2012	2013
Barley	All Yield	$55.22	$0.00	$0.00	$0.00	$0.00
Canola	All Yield	$0.00	$0.00	$0.00	$0.00	$0.00
Chickpeas, Large	All Yield	$0.00	$0.00	$0.00	$0.00	$0.00
Chickpeas, Small	All Yield	$0.00	$0.00	$0.00	$0.00	$0.00
Corn	All Yield	$0.00	$0.00	$0.00	$0.00	$79.69
Cotton, Upland	All Yield	$0.00	$0.00	$0.00	$0.00	$0.00
Crambe	All Yield	$0.00	$0.00	$0.00	$0.00	$0.00
Flaxseed	All Yield	$25.46	$6.15	$0.00	$0.00	$0.00
Grain Sorghum	All Yield	$0.00	$0.00	$0.00	$0.00	$0.00
Lentils	All Yield	$0.00	$0.00	$0.00	$0.00	$0.00
Mustard Seed	All Yield	$0.00	$0.00	$0.00	$0.00	$0.00
Oats	All Yield	$20.44	$0.00	$0.00	$0.00	$0.00
Peanuts	All Yield	$0.00	$0.00	$0.00	$0.00	$0.00
Peas, Dry	All Yield	$29.73	$0.24	$0.00	$0.00	$0.00
Rapeseed	All Yield	$0.00	$0.00	$0.00	$0.00	$0.00
Rice, Long Grain	All Yield	$0.00	$0.00	$0.00	$0.00	*--$0.00
Rice, Medium Grain	All Yield	$0.00	$0.00	$0.00	$0.00	$0.00--*
Safflower	All Yield	$0.00	$0.00	$0.00	$0.00	$0.00
Sesame Seed	All Yield	$0.00	$0.00	$0.00	$0.00	$0.00
Soybeans	All Yield	$0.00	$0.00	$0.00	$0.00	$0.00
Sunflower Seed	All Yield	$69.35	$0.00	$0.00	$0.00	$0.00
Wheat	All Yield	$40.61	$0.00	$0.00	$0.00	$0.00

State Rates (Continued)

24 Mississippi

The following table displays the per acre payment rate for ACRE crops in Mississippi. The "shaded" box indicates the data is TBA.

Crop	Status	2009	2010	2011	2012	2013
Barley	All Yield	$0.00	$0.00	$0.00	$0.00	$0.00
Canola	All Yield	$0.00	$0.00	$0.00	$0.00	$0.00
Chickpeas, Large	All Yield	$0.00	$0.00	$0.00	$0.00	$0.00
Chickpeas, Small	All Yield	$0.00	$0.00	$0.00	$0.00	$0.00
Corn	All Yield	$61.26	$0.00	$0.00	$0.00	$0.00
Cotton, Upland	Irrigated	$14.14	$0.00	$0.00	$0.00	$0.00
	Nonirrigated	$28.73	$0.00	$0.00	$0.00	$0.00
Crambe	All Yield	$0.00	$0.00	$0.00	$0.00	$0.00
Flaxseed	All Yield	$0.00	$0.00	$0.00	$0.00	$0.00
Grain Sorghum	All Yield	$36.62	$0.00	$0.00	$0.00	$0.00
Lentils	All Yield	$0.00	$0.00	$0.00	$0.00	$0.00
Mustard Seed	All Yield	$0.00	$0.00	$0.00	$0.00	$0.00
Oats	All Yield	$33.16	$0.00	$0.00	$0.00	$0.00
Peanuts	All Yield	$21.10	$0.00	$0.00	$0.00	$0.00
Peas, Dry	All Yield	$0.00	$0.00	$0.00	$0.00	$0.00
Rapeseed	All Yield	$0.00	$0.00	$0.00	$0.00	$0.00
Rice, Long Grain	All Yield	$0.00	$102.83	$0.00	$0.00	*--$0.00
Rice, Medium Grain	All Yield	$0.00	$0.00	$0.00	$0.00	$0.00--*
Safflower	All Yield	$0.00	$0.00	$0.00	$0.00	$0.00
Sesame Seed	All Yield	$0.00	$0.00	$0.00	$0.00	$0.00
Soybeans	All Yield	$0.00	$0.00	$0.00	$0.00	$0.00
Sunflower Seed	All Yield	$0.00	$0.00	$0.00	$0.00	$0.00
Wheat	All Yield	$82.64	$64.95	$0.00	$0.00	$0.00

State Rates (Continued)

25 Missouri

The following table displays the per acre payment rate for ACRE crops in Missouri. The "shaded" box indicates the data is TBA.

Crop	Status	2009	2010	2011	2012	2013
Barley	All Yield	$33.13	$8.69	$0.00	$0.00	$0.00
Canola	All Yield	$1.58	$0.00	$0.00		
	Irrigated				$0.00	$0.00
	Nonirrigated				$19.79	$0.00
Chickpeas, Large	All Yield	$0.00	$0.00	$0.00	$0.00	$0.00
Chickpeas, Small	All Yield	$0.00	$0.00	$0.00	$0.00	$0.00
Corn	All Yield	$0.00	$0.00	$0.00	$83.38	$36.65
Cotton, Upland	All Yield	$0.00	$0.00	$0.00	$0.00	$0.00
Crambe	All Yield	$0.00	$0.00	$0.00	$0.00	$0.00
Flaxseed	All Yield	$0.00	$0.00	$0.00	$0.00	$0.00
Grain Sorghum	All Yield	$24.47	$0.00	$0.00	$0.00	$14.36
Lentils	All Yield	$0.00	$0.00	$0.00	$0.00	$0.00
Mustard Seed	All Yield	$0.00	$0.00	$0.00	$0.00	$0.00
Oats	All Yield	$37.07	$21.80	$0.00	$0.00	$0.00
Peanuts	All Yield	$0.00	$0.00	$0.00	$0.00	$0.00
Peas, Dry	All Yield	$0.00	$0.00	$0.00	$0.00	$0.00
Rapeseed	All Yield	$0.00	$0.00	$0.00	$0.00	$0.00
Rice, Long Grain	All Yield	$0.00	$119.31	$0.00	$0.00	*--$0.00
Rice, Medium Grain	All Yield	$0.00	$0.00	$77.44	$0.00	$0.00--*
Safflower	All Yield	$0.00	$0.00	$0.00	$0.00	$0.00
Sesame Seed	All Yield	$0.00	$0.00	$0.00	$0.00	$0.00
Soybeans	All Yield	$0.00	$0.00	$0.00	$0.00	$0.00
Sunflower Seed	All Yield	$42.33	$0.00	$0.00	$22.43	$0.00
Wheat	All Yield	$72.17	$40.01	$0.00	$0.00	$0.00

State Rates (Continued)

26 Montana

The following table displays the per acre payment rate for ACRE crops in Montana. The "shaded" box indicates the data is TBA.

Crop	Status	2009	2010	2011	2012	2013
Barley	Irrigated	$68.01	$0.00	$0.00	$0.00	$0.00
	Nonirrigated	$31.33	$0.00	$0.00	$0.00	$0.00
Canola	Irrigated	$0.00	$0.00	$0.00	$0.00	$0.00
	Nonirrigated	$0.00	$0.00	$0.00	$0.00	$47.01
Chickpeas, Large	All Yield	$56.35	$38.15	$9.96	$8.92	$0.00
Chickpeas, Small	All Yield	$61.31	$12.73	$22.36	$30.83	$0.00
Corn	All Yield	$0.00	$0.00	$0.00	$0.00	$157.80
Cotton, Upland	All Yield	$0.00	$0.00	$0.00	$0.00	$0.00
Crambe	All Yield	$0.00	$0.00	$0.00	$0.00	$0.00
Flaxseed	All Yield	$9.04	$0.00	$0.00	$23.66	$0.00
Grain Sorghum	All Yield	$0.00	$0.00	$0.00	$0.00	$0.00
Lentils	All Yield	$0.00	$0.00	$0.00	$45.02	$0.00
Mustard Seed	All Yield	$0.00	$0.00	$0.00	$0.00	$0.00
Oats	Irrigated	$51.10	$0.00	$0.00	$0.00	$0.00
	Nonirrigated	$26.66	$0.00	$0.00	$0.00	$0.00
Peanuts	All Yield	$0.00	$0.00	$0.00	$0.00	$0.00
Peas, Dry	All Yield	$42.04	$0.00	$0.00	$0.00	$0.00
Rapeseed	All Yield	$0.00	$0.00	$0.00	$0.00	$0.00
Rice, Long Grain	All Yield	$0.00	$0.00	$0.00	$0.00	*--$0.00
Rice, Medium Grain	All Yield	$0.00	$0.00	$0.00	$0.00	$0.00--*
Safflower	All Yield	$10.66	$2.26	$0.00	$0.00	$0.00
Sesame Seed	All Yield	$0.00	$0.00	$0.00	$0.00	$0.00
Soybeans	All Yield	$0.00	$0.00	$0.00	$0.00	$0.00
Sunflower Seed	All Yield	$0.00	$0.00	$0.00	$0.00	$0.00
Wheat	All Yield	$23.45	$0.00	$0.00	$0.00	$0.00

State Rates (Continued)

27 Nebraska

The following table displays the per acre payment rate for ACRE crops in Nebraska. The "shaded" box indicates the data is TBA.

Crop	Status	2009	2010	2011	2012	2013
Barley	Irrigated	$62.58	$22.42	$0.00	$55.76	$61.29
	Nonirrigated	$28.53	$0.00	$0.00	$25.42	$0.00
Canola	Irrigated	$0.00	$0.00	$0.00	$0.00	$0.00
	Nonirrigated	$0.00	$0.00	$0.00	$0.00	$0.00
Chickpeas, Large	All Yield	$0.00	$0.00	$0.00	$0.00	$0.00
Chickpeas, Small	All Yield	$0.00	$0.00	$0.00	$0.00	$0.00
Corn	Irrigated	$0.00	$0.00	$0.00	$0.00	$0.00
	Nonirrigated	$0.00	$0.00	$0.00	$125.51	$0.00
Cotton, Upland	All Yield	$0.00	$0.00	$0.00	$0.00	$0.00
Crambe	All Yield	$0.00	$0.00	$0.00	$0.00	$0.00
Flaxseed	All Yield	$0.00	$0.00	$0.00	$0.00	$0.00
Grain Sorghum	All Yield	$0.00	$0.00	$0.00	$0.00	$80.71
Lentils	All Yield	$0.00	$0.00	$0.00	$0.00	$0.00
Mustard Seed	All Yield	$0.00	$0.00	$0.00	$0.00	$0.00
Oats	All Yield	$31.71	$0.00	$0.00	$0.00	$0.00
Peanuts	All Yield	$0.00	$0.00	$0.00	$0.00	$0.00
Peas, Dry	All Yield	$40.25	$9.09	$0.00	$35.86	$30.47
Rapeseed	All Yield	$0.00	$0.00	$0.00	$0.00	$0.00
Rice, Long Grain	All Yield	$0.00	$0.00	$0.00	$0.00	*--$0.00
Rice, Medium Grain	All Yield	$0.00	$0.00	$0.00	$0.00	$0.00--*
Safflower	All Yield	$0.00	$0.00	$0.00	$0.00	$0.00
Sesame Seed	All Yield	$0.00	$0.00	$0.00	$0.00	$0.00
Soybeans	Irrigated	$0.00	$0.00	$0.00	$0.00	$0.00
	Nonirrigated	$0.00	$0.00	$0.00	$112.75	$0.00
Sunflower Seed	Irrigated	$61.70	$0.00	$0.00	$0.00	$18.44
	Nonirrigated	$53.59	$0.00	$0.00	$53.98	$59.38
Wheat	All Yield	$2.36	$0.00	$0.00	$0.00	$49.61

State Rates (Continued)

28 Nevada

The following table displays the per acre payment rate for ACRE crops in Nevada. The "shaded" box indicates the data is TBA.

Crop	Status	2009	2010	2011	2012	2013
Barley	All Yield	$89.27	$0.00	$0.00	$0.00	$0.00
Canola	All Yield	$0.00	$0.00	$0.00	$0.00	$0.00
Chickpeas, Large	All Yield	$0.00	$0.00	$0.00	$0.00	$0.00
Chickpeas, Small	All Yield	$0.00	$0.00	$0.00	$0.00	$0.00
Corn	All Yield	$43.05	$0.00	$0.00	$0.00	$42.68
Cotton, Upland	All Yield	$0.00	$0.00	$0.00	$0.00	$0.00
Crambe	All Yield	$0.00	$0.00	$0.00	$0.00	$0.00
Flaxseed	All Yield	$0.00	$0.00	$0.00	$0.00	$0.00
Grain Sorghum	All Yield	$0.00	$0.00	$0.00	$0.00	$0.00
Lentils	All Yield	$0.00	$0.00	$0.00	$0.00	$0.00
Mustard Seed	All Yield	$0.00	$0.00	$0.00	$0.00	$0.00
Oats	All Yield	$0.00	$0.00	$0.00	$0.00	$0.00
Peanuts	All Yield	$0.00	$0.00	$0.00	$0.00	$0.00
Peas, Dry	All Yield	$0.00	$0.00	$0.00	$0.00	$0.00
Rapeseed	All Yield	$0.00	$0.00	$0.00	$0.00	$0.00
Rice, Long Grain	All Yield	$0.00	$0.00	$0.00	$0.00	*--$0.00
Rice, Medium Grain	All Yield	$0.00	$0.00	$0.00	$0.00	$0.00--*
Safflower	All Yield	$0.00	$0.00	$0.00	$0.00	$0.00
Sesame Seed	All Yield	$0.00	$0.00	$0.00	$0.00	$0.00
Soybeans	All Yield	$0.00	$0.00	$0.00	$0.00	$0.00
Sunflower Seed	All Yield	$0.00	$0.00	$0.00	$0.00	$0.00
Wheat	All Yield	$132.94	$0.00	$0.00	$12.92	149.28

State Rates (Continued)

29 New Hampshire

The following table displays the per acre payment rate for ACRE crops in New Hampshire. The "shaded" box indicates the data is TBA.

Crop	Status	2009	2010	2011	2012	2013
Barley	All Yield	$0.00	$0.00	$0.00	$0.00	$0.00
Canola	All Yield	$0.00	$0.00	$0.00	$0.00	$0.00
Chickpeas, Large	All Yield	$0.00	$0.00	$0.00	$0.00	$0.00
Chickpeas, Small	All Yield	$0.00	$0.00	$0.00	$0.00	$0.00
Corn	All Yield	$101.94	$0.00	$0.00	$0.00	$25.54
Cotton, Upland	All Yield	$0.00	$0.00	$0.00	$0.00	$0.00
Crambe	All Yield	$0.00	$0.00	$0.00	$0.00	$0.00
Flaxseed	All Yield	$0.00	$0.00	$0.00	$0.00	$0.00
Grain Sorghum	All Yield	$0.00	$0.00	$0.00	$0.00	$0.00
Lentils	All Yield	$0.00	$0.00	$0.00	$0.00	$0.00
Mustard Seed	All Yield	$0.00	$0.00	$0.00	$0.00	$0.00
Oats	All Yield	$0.00	$0.00	$0.00	$0.00	$0.00
Peanuts	All Yield	$0.00	$0.00	$0.00	$0.00	$0.00
Peas, Dry	All Yield	$0.00	$0.00	$0.00	$0.00	$0.00
Rapeseed	All Yield	$0.00	$0.00	$0.00	$0.00	$0.00
Rice, Long Grain	All Yield	$0.00	$0.00	$0.00	$0.00	*--$0.00
Rice, Medium Grain	All Yield	$0.00	$0.00	$0.00	$0.00	$0.00--*
Safflower	All Yield	$0.00	$0.00	$0.00	$0.00	$0.00
Sesame Seed	All Yield	$0.00	$0.00	$0.00	$0.00	$0.00
Soybeans	All Yield	$0.00	$0.00	$0.00	$0.00	$0.00
Sunflower Seed	All Yield	$0.00	$0.00	$0.00	$0.00	$0.00
Wheat	All Yield	$0.00	$0.00	$0.00	$0.00	$0.00

State Rates (Continued)

30 New Jersey

The following table displays the per acre payment rate for ACRE crops in New Jersey. The "shaded" box indicates the data is TBA.

Crop	Status	2009	2010	2011	2012	2013
Barley	All Yield	$61.66	$41.65	$0.00	$0.00	$0.00
Canola	All Yield	$0.00	$0.00	$0.00	$0.00	$0.00
Chickpeas, Large	All Yield	$0.00	$0.00	$0.00	$0.00	$0.00
Chickpeas, Small	All Yield	$0.00	$0.00	$0.00	$0.00	$0.00
Corn	All Yield	$0.00	$0.00	$0.00	$0.00	$0.00
Cotton, Upland	All Yield	$0.00	$0.00	$0.00	$0.00	$0.00
Crambe	All Yield	$0.00	$0.00	$0.00	$0.00	$0.00
Flaxseed	All Yield	$0.00	$0.00	$0.00	$0.00	$0.00
Grain Sorghum	All Yield	$0.00	$0.00	$0.00	$0.00	$0.00
Lentils	All Yield	$0.00	$0.00	$0.00	$0.00	$0.00
Mustard Seed	All Yield	$0.00	$0.00	$0.00	$0.00	$0.00
Oats	All Yield	$0.00	$0.00	$0.00	$0.00	$0.00
Peanuts	All Yield	$0.00	$0.00	$0.00	$0.00	$0.00
Peas, Dry	All Yield	$0.00	$0.00	$0.00	$0.00	$0.00
Rapeseed	All Yield	$0.00	$0.00	$0.00	$0.00	$0.00
Rice, Long Grain	All Yield	$0.00	$0.00	$0.00	$0.00	*--$0.00
Rice, Medium Grain	All Yield	$0.00	$0.00	$0.00	$0.00	$0.00--*
Safflower	All Yield	$0.00	$0.00	$0.00	$0.00	$0.00
Sesame Seed	All Yield	$0.00	$0.00	$0.00	$0.00	$0.00
Soybeans	All Yield	$0.00	$7.31	$0.00	$0.00	$0.00
Sunflower Seed	All Yield	$0.00	$0.00	$0.00	$0.00	$0.00
Wheat	All Yield	$76.83	$14.52	$0.00	$0.00	$0.00

State Rates (Continued)

31 New Mexico

The following table displays the per acre payment rate for ACRE crops in New Mexico. The "shaded" box indicates the data is TBA.

Crop	Status	2009	2010	2011	2012	2013
Barley	All Yield	$0.00	$0.00	$0.00	$0.00	$0.00
Canola	All Yield	$0.00	$0.00	$0.00	$0.00	$0.00
Chickpeas, Large	All Yield	$0.00	$0.00	$0.00	$0.00	$0.00
Chickpeas, Small	All Yield	$0.00	$0.00	$0.00	$0.00	$0.00
Corn	All Yield	$12.31	$0.00	$0.00	$0.00	$59.07
Cotton, Upland	All Yield	$0.00	$0.00	$0.00	$0.00	$0.00
Crambe	All Yield	$0.00	$0.00	$0.00	$0.00	$0.00
Flaxseed	All Yield	$0.00	$0.00	$0.00	$0.00	$0.00
Grain Sorghum	Irrigated	$0.00	$0.00	$67.30	$74.03	$81.43
	Nonirrigated	$11.34	$0.00	$24.33	$26.76	$24.08
Lentils	All Yield	$0.00	$0.00	$0.00	$0.00	$0.00
Mustard Seed	All Yield	$0.00	$0.00	$0.00	$0.00	$0.00
Oats	All Yield	$0.00	$0.00	$0.00	$0.00	$0.00
Peanuts	All Yield	$0.00	$0.00	$0.00	$0.00	$0.00
Peas, Dry	All Yield	$0.00	$0.00	$0.00	$0.00	$0.00
Rapeseed	All Yield	$0.00	$0.00	$0.00	$0.00	$0.00
Rice, Long Grain	All Yield	$0.00	$0.00	$0.00	$0.00	*--$0.00
Rice, Medium Grain	All Yield	$0.00	$0.00	$0.00	$0.00	$0.00--*
Safflower	All Yield	$0.00	$0.00	$0.00	$0.00	$0.00
Sesame Seed	All Yield	$0.00	$0.00	$0.00	$0.00	$0.00
Soybeans	All Yield	$0.00	$0.00	$0.00	$0.00	$0.00
Sunflower Seed	All Yield	$0.00	$0.00	$0.00	$0.00	$0.00
Wheat	Irrigated	$83.53	$0.00	$34.65	$0.00	$75.26
	Nonirrigated	$21.78	$0.00	$17.64	$18.05	$16.25

State Rates (Continued)

32 New York

The following table displays the per acre payment rate for ACRE crops in New York. The "shaded" box indicates the data is TBA.

Crop	Status	2009	2010	2011	2012	2013
Barley	All Yield	$46.93	$0.00	$0.00	$0.00	$0.00
Canola	All Yield	$0.00	$0.00	$0.00	$0.00	$0.00
Chickpeas, Large	All Yield	$0.00	$0.00	$0.00	$0.00	$0.00
Chickpeas, Small	All Yield	$0.00	$0.00	$0.00	$0.00	$0.00
Corn	All Yield	$0.00	$0.00	$0.00	$0.00	$0.00
Cotton, Upland	All Yield	$0.00	$0.00	$0.00	$0.00	$0.00
Crambe	All Yield	$0.00	$0.00	$0.00	$0.00	$0.00
Flaxseed	All Yield	$0.00	$0.00	$0.00	$0.00	$0.00
Grain Sorghum	All Yield	$0.00	$0.00	$0.00	$0.00	$0.00
Lentils	All Yield	$0.00	$0.00	$0.00	$0.00	$0.00
Mustard Seed	All Yield	$0.00	$0.00	$0.00	$0.00	$0.00
Oats	All Yield	$8.32	$0.00	$0.00	$0.00	$0.00
Peanuts	All Yield	$0.00	$0.00	$0.00	$0.00	$0.00
Peas, Dry	All Yield	$0.00	$0.00	$0.00	$0.00	$0.00
Rapeseed	All Yield	$0.00	$0.00	$0.00	$0.00	$0.00
Rice, Long Grain	All Yield	$0.00	$0.00	$0.00	$0.00	*--$0.00
Rice, Medium Grain	All Yield	$0.00	$0.00	$0.00	$0.00	$0.00--*
Safflower	All Yield	$0.00	$0.00	$0.00	$0.00	$0.00
Sesame Seed	All Yield	$0.00	$0.00	$0.00	$0.00	$0.00
Soybeans	All Yield	$0.00	$0.00	$0.00	$0.00	$0.00
Sunflower Seed	All Yield	$51.96	$0.00	$0.00	$0.00	$0.00
Wheat	All Yield	$17.50	$0.00	$0.00	$0.00	$0.00

State Rates (Continued)

33 North Carolina

The following table displays the per acre payment rate for ACRE crops in North Carolina. The "shaded" box indicates the data is TBA.

Crop	Status	2009	2010	2011	2012	2013
Barley	All Yield	$65.34	$32.36	$0.00	$0.00	$12.20
Canola	All Yield	$0.00	$0.00	$0.00	$0.00	$0.00
Chickpeas, Large	All Yield	$0.00	$0.00	$0.00	$0.00	$0.00
Chickpeas, Small	All Yield	$0.00	$0.00	$0.00	$0.00	$0.00
Corn	All Yield	$0.95	$0.00	$0.00	$0.00	$0.00
Cotton, Upland	All Yield	$0.00	$0.00	$0.00	$0.00	$0.00
Crambe	All Yield	$0.00	$0.00	$0.00	$0.00	$0.00
Flaxseed	All Yield	$0.00	$0.00	$0.00	$0.00	$0.00
Grain Sorghum	All Yield	$0.00	$0.00	$0.00	$0.00	$0.00
Lentils	All Yield	$0.00	$0.00	$0.00	$0.00	$0.00
Mustard Seed	All Yield	$0.00	$0.00	$0.00	$0.00	$0.00
Oats	All Yield	$38.07	$12.84	$0.00	$0.00	$0.00
Peanuts	All Yield	$0.00	$33.97	$0.00	$0.00	$0.00
Peas, Dry	All Yield	$0.00	$0.00	$0.00	$0.00	$0.00
Rapeseed	All Yield	$0.00	$0.00	$0.00	$0.00	$0.00
Rice, Long Grain	All Yield	$0.00	$0.00	$0.00	$0.00	*--$0.00
Rice, Medium Grain	All Yield	$0.00	$0.00	$0.00	$0.00	$0.00--*
Safflower	All Yield	$0.00	$0.00	$0.00	$0.00	$0.00
Sesame Seed	All Yield	$0.00	$0.00	$0.00	$0.00	$0.00
Soybeans	All Yield	$0.00	$0.00	$0.00	$0.00	$0.00
Sunflower Seed	All Yield	$0.00	$0.00	$0.00	$0.00	$0.00
Wheat	All Yield	$82.20	$73.98	$0.00	$0.00	$0.00

State Rates (Continued)

34 North Dakota

The following table displays the per acre payment rate for ACRE crops in North Dakota. The "shaded" box indicates the data is TBA.

Crop	Status	2009	2010	2011	2012	2013
Barley	All Yield	$19.76	$0.00	$0.00	$0.00	$0.00
Canola	All Yield	$0.00	$0.00	$0.00	$0.00	$0.00
Chickpeas, Large	All Yield	$0.00	$0.00	$0.00	$0.00	$0.00
Chickpeas, Small	All Yield	$0.00	$0.00	$34.35	$0.00	$0.00
Corn	All Yield	$26.64	$0.00	$0.00	$0.00	$61.33
Cotton, Upland	All Yield	$0.00	$0.00	$0.00	$0.00	$0.00
Crambe	All Yield	$0.00	$0.00	$0.00	$0.00	$0.00
Flaxseed	All Yield	$12.57	$0.00	$0.00	$0.00	$0.00
Grain Sorghum	All Yield	$0.00	$0.00	$0.00	$0.00	$1.84
Lentils	All Yield	$0.00	$0.00	$30.73	$39.28	$0.00
Mustard Seed	All Yield	$0.00	$11.33	$13.18	$0.00	$0.00
Oats	All Yield	$8.30	$0.00	$0.00	$0.00	$0.00
Peanuts	All Yield	$0.00	$0.00	$0.00	$0.00	$0.00
Peas, Dry	All Yield	$6.01	$10.69	$0.00	$0.00	$0.00
Rapeseed	All Yield	$0.00	$0.00	$0.00	$0.00	$0.00
Rice, Long Grain	All Yield	$0.00	$0.00	$0.00	$0.00	*--$0.00
Rice, Medium Grain	All Yield	$0.00	$0.00	$0.00	$0.00	$0.00--*
Safflower	All Yield	$0.00	$13.64	$0.00	$0.00	$0.00
Sesame Seed	All Yield	$0.00	$0.00	$0.00	$0.00	$0.00
Soybeans	All Yield	$0.00	$0.00	$0.00	$0.00	$0.00
Sunflower Seed	All Yield	$35.66	$0.00	$0.00	$0.00	$29.76
Wheat	All Yield	$0.00	$0.00	$0.00	$0.00	$0.00

State Rates (Continued)

35 Ohio

The following table displays the per acre payment rate for ACRE crops in Ohio. The "shaded" box indicates the data is TBA.

Crop	Status	2009	2010	2011	2012	2013
Barley	All Yield	$16.21	$0.00	$0.00	$0.00	$0.00
Canola	All Yield	$0.00	$0.00	$0.00	$0.00	$0.00
Chickpeas, Large	All Yield	$0.00	$0.00	$0.00	$0.00	$0.00
Chickpeas, Small	All Yield	$0.00	$0.00	$0.00	$0.00	$0.00
Corn	All Yield	$0.00	$0.00	$0.00	$0.00	$0.00
Cotton, Upland	All Yield	$0.00	$0.00	$0.00	$0.00	$0.00
Crambe	All Yield	$0.00	$0.00	$0.00	$0.00	$0.00
Flaxseed	All Yield	$0.00	$0.00	$0.00	$0.00	$0.00
Grain Sorghum	All Yield	$0.00	$0.00	$0.00	$0.00	$79.99
Lentils	All Yield	$0.00	$0.00	$0.00	$0.00	$0.00
Mustard Seed	All Yield	$0.00	$0.00	$0.00	$0.00	$0.00
Oats	All Yield	$17.57	$0.00	$0.00	$0.00	$0.00
Peanuts	All Yield	$0.00	$0.00	$0.00	$0.00	$0.00
Peas, Dry	All Yield	$0.00	$0.00	$0.00	$0.00	$0.00
Rapeseed	All Yield	$0.00	$0.00	$0.00	$0.00	$0.00
Rice, Long Grain	All Yield	$0.00	$0.00	$0.00	$0.00	*--$0.00
Rice, Medium Grain	All Yield	$0.00	$0.00	$0.00	$0.00	$0.00--*
Safflower	All Yield	$0.00	$0.00	$0.00	$0.00	$0.00
Sesame Seed	All Yield	$0.00	$0.00	$0.00	$0.00	$0.00
Soybeans	All Yield	$0.00	$0.00	$0.00	$0.00	$0.00
Sunflower Seed	All Yield	$42.31	$0.00	$0.00	$0.00	$0.00
Wheat	All Yield	$44.42	$15.57	$0.00	$0.00	$0.00

State Rates (Continued)

36 Oklahoma

The following table displays the per acre payment rate for ACRE crops in Oklahoma. The "shaded" box indicates the data is TBA.

Crop	Status	2009	2010	2011	2012	2013
Barley	All Yield	$25.97	$0.00	$26.94	$28.61	$0.00
Canola	All Yield	$0.00	$0.00	$0.00	$0.00	$0.00
Chickpeas, Large	All Yield	$0.00	$0.00	$0.00	$0.00	$0.00
Chickpeas, Small	All Yield	$0.00	$0.00	$0.00	$0.00	$0.00
Corn	Irrigated	$99.56	$0.00	$100.56	$0.00	$0.00
	Nonirrigated	$48.86	$0.00	$73.60	$6.88	$53.98
Cotton, Upland	Irrigated	$0.00	$0.00	$142.33	$156.56	$13.39
	Nonirrigated	$0.00	$0.00	$57.73	$63.50	$0.00
Crambe	All Yield	$0.00	$0.00	$0.00	$0.00	$0.00
Flaxseed	All Yield	$0.00	$0.00	$0.00	$0.00	$0.00
Grain Sorghum	All Yield	$0.00	$0.00	$40.54	$44.60	$0.00
Lentils	All Yield	$0.00	$0.00	$0.00	$0.00	$0.00
Mustard Seed	All Yield	$0.00	$0.00	$0.00	$0.00	$0.00
Oats	All Yield	$23.41	$1.12	$0.00	$0.00	$0.00
Peanuts	All Yield	$0.00	$0.00	$0.00	$0.00	$0.00
Peas, Dry	All Yield	$0.00	$0.00	$0.00	$0.00	$0.00
Rapeseed	All Yield	$0.00	$0.00	$0.00	$0.00	$0.00
Rice, Long Grain	All Yield	$0.00	$0.00	$0.00	$0.00	*--$0.00
Rice, Medium Grain	All Yield	$0.00	$0.00	$0.00	$0.00	$0.00--*
Safflower	All Yield	$12.88	$0.00	$0.00	$0.00	$0.00
Sesame Seed	All Yield	$0.00	$0.00	$33.62	$36.99	$0.00
Soybeans	All Yield	$0.00	$0.00	$55.26	$60.78	$0.00
Sunflower Seed	Irrigated	$75.76	$0.00	$0.00	$0.00	$0.00
	Nonirrigated	$54.86	$0.00	$45.06	$49.56	$54.45
Wheat	All Yield	$46.84	$0.00	$19.27	$0.00	$7.42

State Rates (Continued)

37 Oregon

The following table displays the per acre payment rate for ACRE crops in Oregon. The "shaded" box indicates the data is TBA.

Crop	Status	2009	2010	2011	2012	2013
Barley	Irrigated	$80.06	$0.00	$0.00	$0.00	$0.00
	Nonirrigated	$13.06	$0.00	$0.00	$0.00	$0.00
Canola	All Yield	$0.00	$0.00	$0.00	$0.00	$0.00
Chickpeas, Large	All Yield	$0.00	$0.00	$0.00	$0.00	$0.00
Chickpeas, Small	All Yield	$0.00	$0.00	$0.00	$0.00	$0.00
Corn	All Yield	$0.00	$0.00	$0.00	$0.00	$33.46
Cotton, Upland	All Yield	$0.00	$0.00	$0.00	$0.00	$0.00
Crambe	All Yield	$0.00	$0.00	$0.00	$0.00	$0.00
Flaxseed	Irrigated	$0.00	$0.00	$0.00	$0.00	$0.00
	Nonirrigated	$0.00	$0.00	$0.00	$0.00	$0.00
Grain Sorghum	All Yield	$0.00	$0.00	$0.00	$0.00	$0.00
Lentils	All Yield	$0.00	$98.17	$0.00	$0.00	$0.00
Mustard Seed	Irrigated	$21.81	$0.00	$0.00	$0.00	$0.00
	Nonirrigated	$0.00	$0.00	$0.00	$0.00	$0.00
Oats	Irrigated	$0.00	$9.99	$0.00	$0.00	$0.00
	Nonirrigated	$29.74	$0.00	$0.00	$0.00	$0.00
Peanuts	All Yield	$0.00	$0.00	$0.00	$0.00	$0.00
Peas, Dry	Irrigated	$85.86	$0.37	$0.00	$0.00	$72.63
	Nonirrigated	$38.82	$0.00	$0.00	$0.00	$0.00
Rapeseed	All Yield	$0.00	$0.00	$0.00	$0.00	$0.00
Rice, Long Grain	All Yield	$0.00	$0.00	$0.00	$0.00	*--$0.00
Rice, Medium Grain	All Yield	$0.00	$0.00	$0.00	$0.00	$0.00--*
Safflower	Irrigated	$26.48	$0.00	$0.00	$0.00	$0.00
	Nonirrigated	$0.00	$0.00	$0.00	$0.00	$0.00
Sesame Seed	All Yield	$0.00	$0.00	$0.00	$0.00	$0.00
Soybeans	All Yield	$0.00	$0.00	$0.00	$0.00	$0.00
Sunflower Seed	All Yield	$0.00	$0.00	$0.00	$0.00	$0.00
Wheat	All Yield	$58.61	$0.00	$0.00	$0.00	$0.00

State Rates (Continued)

38 Pennsylvania

The following table displays the per acre payment rate for ACRE crops in Pennsylvania. The "shaded" box indicates the data is TBA.

Crop	Status	2009	2010	2011	2012	2013
Barley	All Yield	$67.18	$0.34	$0.00	$0.00	$0.00
Canola	All Yield	$0.00	$0.00	$0.00	$0.00	$0.00
Chickpeas, Large	All Yield	$0.00	$0.00	$0.00	$0.00	$0.00
Chickpeas, Small	All Yield	$0.00	$0.00	$0.00	$0.00	$0.00
Corn	All Yield	$0.00	$0.00	$0.00	$0.00	$0.00
Cotton, Upland	All Yield	$0.00	$0.00	$0.00	$0.00	$0.00
Crambe	All Yield	$0.00	$0.00	$0.00	$0.00	$0.00
Flaxseed	All Yield	$0.00	$0.00	$0.00	$0.00	$0.00
Grain Sorghum	All Yield	$46.68	$0.00	$0.00	$0.00	$0.00
Lentils	All Yield	$0.00	$0.00	$0.00	$0.00	$0.00
Mustard Seed	All Yield	$0.00	$0.00	$0.00	$0.00	$0.00
Oats	All Yield	$22.44	$0.00	$0.00	$0.00	$0.00
Peanuts	All Yield	$0.00	$0.00	$0.00	$0.00	$0.00
Peas, Dry	All Yield	$0.00	$0.00	$0.00	$0.00	$0.00
Rapeseed	All Yield	$0.00	$0.00	$0.00	$0.00	$0.00
Rice, Long Grain	All Yield	$0.00	$0.00	$0.00	$0.00	*--$0.00
Rice, Medium Grain	All Yield	$0.00	$0.00	$0.00	$0.00	$0.00--*
Safflower	All Yield	$0.00	$0.00	$0.00	$0.00	$0.00
Sesame Seed	All Yield	$0.00	$0.00	$0.00	$0.00	$0.00
Soybeans	All Yield	$0.00	$0.00	$0.00	$0.00	$0.00
Sunflower Seed	All Yield	$0.00	$0.00	$0.00	$0.00	$0.00
Wheat	All Yield	$67.89	$0.00	$0.00	$0.00	$0.00

State Rates (Continued)

39 Rhode Island

The following table displays the per acre payment rate for ACRE crops in Rhode Island. The "shaded" box indicates the data is TBA.

Crop	Status	2009	2010	2011	2012	2013
Barley	All Yield	$0.00	$0.00	$0.00	$0.00	$0.00
Canola	All Yield	$0.00	$0.00	$0.00	$0.00	$0.00
Chickpeas, Large	All Yield	$0.00	$0.00	$0.00	$0.00	$0.00
Chickpeas, Small	All Yield	$0.00	$0.00	$0.00	$0.00	$0.00
Corn	All Yield	$148.68	$0.00	$0.00	$0.00	$3.26
Cotton, Upland	All Yield	$0.00	$0.00	$0.00	$0.00	$0.00
Crambe	All Yield	$0.00	$0.00	$0.00	$0.00	$0.00
Flaxseed	All Yield	$0.00	$0.00	$0.00	$0.00	$0.00
Grain Sorghum	All Yield	$0.00	$0.00	$0.00	$0.00	$0.00
Lentils	All Yield	$0.00	$0.00	$0.00	$0.00	$0.00
Mustard Seed	All Yield	$0.00	$0.00	$0.00	$0.00	$0.00
Oats	All Yield	$0.00	$0.00	$0.00	$0.00	$0.00
Peanuts	All Yield	$0.00	$0.00	$0.00	$0.00	$0.00
Peas, Dry	All Yield	$0.00	$0.00	$0.00	$0.00	$0.00
Rapeseed	All Yield	$0.00	$0.00	$0.00	$0.00	$0.00
Rice, Long Grain	All Yield	$0.00	$0.00	$0.00	$0.00	*--$0.00
Rice, Medium Grain	All Yield	$0.00	$0.00	$0.00	$0.00	$0.00--*
Safflower	All Yield	$0.00	$0.00	$0.00	$0.00	$0.00
Sesame Seed	All Yield	$0.00	$0.00	$0.00	$0.00	$0.00
Soybeans	All Yield	$0.00	$0.00	$0.00	$0.00	$0.00
Sunflower Seed	All Yield	$0.00	$0.00	$0.00	$0.00	$0.00
Wheat	All Yield	$0.00	$0.00	$0.00	$0.00	$0.00

State Rates (Continued)

40 South Carolina

The following table displays the per acre payment rate for ACRE crops in South Carolina. The "shaded" box indicates the data is TBA.

Crop	Status	2009	2010	2011	2012	2013
Barley	All Yield	$0.00	$0.00	$0.00	$0.00	$0.00
Canola	All Yield	$0.00	$0.00	$0.00	$0.00	$0.00
Chickpeas, Large	All Yield	$0.00	$0.00	$0.00	$0.00	$0.00
Chickpeas, Small	All Yield	$0.00	$0.00	$0.00	$0.00	$0.00
Corn	All Yield	$0.00	$0.00	$0.00	$0.00	$0.00
Cotton, Upland	All Yield	$0.00	$0.00	$0.00	$0.00	$0.00
Crambe	All Yield	$0.00	$0.00	$0.00	$0.00	$0.00
Flaxseed	All Yield	$0.00	$0.00	$0.00	$0.00	$0.00
Grain Sorghum	All Yield	$0.00	$0.00	$0.00	$0.00	$0.00
Lentils	All Yield	$0.00	$0.00	$0.00	$0.00	$0.00
Mustard Seed	All Yield	$0.00	$0.00	$0.00	$0.00	$0.00
Oats	All Yield	$26.75	$5.63	$0.00	$0.00	$0.00
Peanuts	All Yield	$0.00	$0.00	$0.00	$0.00	$0.00
Peas, Dry	All Yield	$0.00	$0.00	$0.00	$0.00	$0.00
Rapeseed	All Yield	$0.00	$0.00	$0.00	$0.00	$0.00
Rice, Long Grain	All Yield	$0.00	$0.00	$0.00	$0.00	*--$0.00
Rice, Medium Grain	All Yield	$0.00	$0.00	$0.00	$0.00	$0.00--*
Safflower	All Yield	$0.00	$0.00	$0.00	$0.00	$0.00
Sesame Seed	All Yield	$0.00	$0.00	$0.00	$0.00	$0.00
Soybeans	All Yield	$0.53	$0.00	$0.00	$0.00	$0.00
Sunflower Seed	All Yield	$0.00	$0.00	$0.00	$0.00	$0.00
Wheat	All Yield	$59.32	$55.90	$0.00	$0.00	$0.00

State Rates (Continued)

41 South Dakota

The following table displays the per acre payment rate for ACRE crops in South Dakota. The "shaded" box indicates the data is TBA.

Crop	Status	2009	2010	2011	2012	2013
Barley	All Yield	$17.34	$13.65	$0.00	$0.00	$0.00
Canola	All Yield	$0.00	$0.00	$0.00	$0.00	$0.00
Chickpeas, Large	All Yield	$0.00	$0.00	$0.00	$0.00	$0.00
Chickpeas, Small	All Yield	$0.00	$0.00	$0.00	$0.00	$0.00
Corn	All Yield	$0.00	$0.00	$0.00	$0.00	$0.00
Cotton, Upland	All Yield	$0.00	$0.00	$0.00	$0.00	$0.00
Crambe	All Yield	$0.00	$0.00	$0.00	$0.00	$0.00
Flaxseed	All Yield	$0.00	$0.00	$0.00	$0.00	$0.00
Grain Sorghum	All Yield	$0.00	$0.00	$0.00	$0.00	$0.00
Lentils	All Yield	$0.00	$29.39	$0.00	$55.33	$0.00
Mustard Seed	All Yield	$0.00	$0.00	$0.00	$0.00	$0.00
Oats	All Yield	$39.81	$0.00	$0.00	$0.00	$0.00
Peanuts	All Yield	$0.00	$0.00	$0.00	$0.00	$0.00
Peas, Dry	All Yield	$5.92	$13.38	$52.21	$0.00	$0.00
Rapeseed	All Yield	$0.00	$0.00	$0.00	$0.00	$0.00
Rice, Long Grain	All Yield	$0.00	$0.00	$0.00	$0.00	*--$0.00
Rice, Medium Grain	All Yield	$0.00	$0.00	$0.00	$0.00	$0.00--*
Safflower	All Yield	$0.00	$0.00	$0.00	$0.00	$0.00
Sesame Seed	All Yield	$0.00	$0.00	$0.00	$0.00	$0.00
Soybeans	All Yield	$0.00	$0.00	$0.00	$0.00	$0.00
Sunflower Seed	All Yield	$28.15	$0.00	$0.00	$0.00	$17.42
Wheat	All Yield	$50.45	$0.00	$0.00	$0.00	$33.35

State Rates (Continued)

42 Tennessee

The following table displays the per acre payment rate for ACRE crops in Tennessee. The "shaded" box indicates the data is TBA.

Crop	Status	2009	2010	2011	2012	2013
Barley	All Yield	$60.74	$0.00	$0.00	$0.00	$0.00
Canola	All Yield	$0.00	$0.00	$0.00	$0.00	$0.00
Chickpeas, Large	All Yield	$0.00	$0.00	$0.00	$0.00	$0.00
Chickpeas, Small	All Yield	$0.00	$0.00	$0.00	$0.00	$0.00
Corn	All Yield	$0.00	$0.00	$0.00	$0.00	$0.00
Cotton, Upland	All Yield	$0.00	$0.00	$0.00	$0.00	$0.00
Crambe	All Yield	$0.00	$0.00	$0.00	$0.00	$0.00
Flaxseed	All Yield	$0.00	$0.00	$0.00	$0.00	$0.00
Grain Sorghum	All Yield	$0.00	$0.00	$0.00	$0.00	$0.00
Lentils	All Yield	$0.00	$0.00	$0.00	$0.00	$0.00
Mustard Seed	All Yield	$0.00	$0.00	$0.00	$0.00	$0.00
Oats	All Yield	$36.42	$0.00	$0.00	$0.00	$0.00
Peanuts	All Yield	$0.00	$0.00	$0.00	$0.00	$0.00
Peas, Dry	All Yield	$4.01	$0.00	$0.00	$0.00	$0.00
Rapeseed	All Yield	$0.00	$0.00	$0.00	$0.00	$0.00
Rice, Long Grain	All Yield	$0.00	$0.00	$0.00	$0.00	*--$0.00
Rice, Medium Grain	All Yield	$0.00	$0.00	$0.00	$0.00	$0.00--*
Safflower	All Yield	$0.00	$0.00	$0.00	$0.00	$0.00
Sesame Seed	All Yield	$0.00	$0.00	$0.00	$0.00	$0.00
Soybeans	All Yield	$0.00	$0.00	$0.00	$0.00	$0.00
Sunflower Seed	All Yield	$10.66	$0.00	$0.00	$0.00	$0.00
Wheat	All Yield	$82.50	$1.15	$0.00	$0.00	$0.00

State Rates (Continued)

43 Texas

The following table displays the per acre payment rate for ACRE crops in Texas. The "shaded" box indicates the data is TBA.

Crop	Status	2009	2010	2011	2012	2013
Barley	Irrigated	$68.10	$0.00	$0.00	$0.00	$44.20
	Nonirrigated	$31.29	$0.00	$3.18	$27.88	$0.00
Canola	All Yield	$0.00	$0.00	$35.04	$0.00	$0.00
Chickpeas, Large	All Yield	$0.00	$0.00	$0.00	$0.00	$0.00
Chickpeas, Small	All Yield	$0.00	$0.00	$0.00	$0.00	$0.00
Corn	Irrigated	$0.00	$0.00	$11.15	$0.00	$1.50
	Nonirrigated	$73.41	$0.00	$71.78	$0.00	$0.00
Cotton, Upland	Irrigated	$0.00	$0.00	$67.61	$18.81	$0.00
	Nonirrigated	$50.89	$0.00	$50.38	$55.42	$49.88
Crambe	All Yield	$0.00	$0.00	$0.00	$0.00	$0.00
Flaxseed	All Yield	$0.00	$0.00	$0.00	$0.00	$0.00
Grain Sorghum	All Yield	$46.68	$0.00	$0.00	$0.00	$22.54
Lentils	All Yield	$0.00	$0.00	$0.00	$0.00	$0.00
Mustard Seed	All Yield	$0.00	$0.00	$0.00	$0.00	$0.00
Oats	All Yield	$13.14	$0.00	$0.00	$0.00	$0.00
Peanuts	All Yield	$0.00	$0.00	$0.00	$0.00	$0.00
Peas, Dry	All Yield	$15.17	$0.00	$2.71	$0.00	$0.00
Rapeseed	All Yield	$0.00	$0.00	$10.07	$0.00	$0.00
Rice, Long Grain	All Yield	$0.00	$69.34	$0.00	$0.00	*--$0.00
Rice, Medium Grain	All Yield	$0.00	$0.00	$0.00	$0.00	$145.95--*
Safflower	All Yield	$25.88	$3.61	$0.00	$0.00	$0.00
Sesame Seed	All Yield			$4.99	$0.00	$0.00
	Irrigated	$0.00	$0.00			
	Nonirrigated	$0.00	$0.00			
Soybeans	All Yield	$14.92	$0.00	$55.26	$0.00	$0.00
Sunflower Seed	Irrigated	$0.00	$0.00	$0.00	$10.36	$0.00
	Nonirrigated	$38.56	$0.00	$0.00	$0.00	$0.00
Wheat	All Yield	$42.96	$0.00	$34.80	$0.00	$39.20

State Rates (Continued)

44 Utah

The following table displays the per acre payment rate for ACRE crops in Utah. The "shaded" box indicates the data is TBA.

Crop	Status	2009	2010	2011	2012	2013
Barley	All Yield	$74.54	$0.00	$0.00	$0.00	$0.00
Canola	All Yield	$0.00	$0.00	$0.00	$0.00	$0.00
Chickpeas, Large	All Yield	$0.00	$0.00	$0.00	$0.00	$0.00
Chickpeas, Small	All Yield	$0.00	$0.00	$0.00	$0.00	$0.00
Corn	All Yield	$29.60	$0.00	$0.00	$0.00	$0.00
Cotton, Upland	All Yield	$0.00	$0.00	$0.00	$0.00	$0.00
Crambe	All Yield	$0.00	$0.00	$0.00	$0.00	$0.00
Flaxseed	All Yield	$0.00	$0.00	$0.00	$0.00	$0.00
Grain Sorghum	All Yield	$0.00	$0.00	$0.00	$0.00	$0.00
Lentils	All Yield	$0.00	$0.00	$0.00	$0.00	$0.00
Mustard Seed	All Yield	$0.00	$0.00	$0.00	$0.00	$0.00
Oats	All Yield	$36.66	$0.00	$0.00	$0.00	$0.00
Peanuts	All Yield	$0.00	$0.00	$0.00	$0.00	$0.00
Peas, Dry	All Yield	$0.00	$0.00	$0.00	$0.00	$0.00
Rapeseed	All Yield	$0.00	$0.00	$0.00	$0.00	$0.00
Rice, Long Grain	All Yield	$0.00	$0.00	$0.00	$0.00	*--$0.00
Rice, Medium Grain	All Yield	$0.00	$0.00	$0.00	$0.00	$0.00--*
Safflower	All Yield	$0.00	$23.23	$0.00	$36.40	$6.71
Sesame Seed	All Yield	$0.00	$0.00	$0.00	$0.00	$0.00
Soybeans	All Yield	$0.00	$0.00	$0.00	$0.00	$0.00
Sunflower Seed	All Yield	$0.00	$0.00	$0.00	$68.81	$0.00
Wheat	Irrigated	$74.05	$0.00	$0.00	$0.00	$0.00
	Nonirrigated	$0.00	$0.00	$0.00	$0.00	$35.72

State Rates (Continued)

45 Vermont

The following table displays the per acre payment rate for ACRE crops in Vermont. The "shaded" box indicates the data is TBA.

Crop	Status	2009	2010	2011	2012	2013
Barley	All Yield	$34.05	$0.00	$0.00	$0.00	$0.00
Canola	All Yield	$0.00	$0.00	$0.00	$0.00	$0.00
Chickpeas, Large	All Yield	$0.00	$0.00	$0.00	$0.00	$0.00
Chickpeas, Small	All Yield	$0.00	$0.00	$0.00	$0.00	$0.00
Corn	All Yield	$85.73	$0.00	$0.00	$0.00	$159.43
Cotton, Upland	All Yield	$0.00	$0.00	$0.00	$0.00	$0.00
Crambe	All Yield	$0.00	$0.00	$0.00	$0.00	$0.00
Flaxseed	All Yield	$0.00	$0.00	$0.00	$0.00	$0.00
Grain Sorghum	All Yield	$0.00	$0.00	$0.00	$0.00	$0.00
Lentils	All Yield	$0.00	$0.00	$0.00	$0.00	$0.00
Mustard Seed	All Yield	$0.00	$0.00	$0.00	$0.00	$0.00
Oats	All Yield	$38.37	$0.00	$0.00	$0.00	$0.00
Peanuts	All Yield	$0.00	$0.00	$0.00	$0.00	$0.00
Peas, Dry	All Yield	$0.00	$0.00	$0.00	$0.00	$0.00
Rapeseed	All Yield	$0.00	$0.00	$0.00	$0.00	$0.00
Rice, Long Grain	All Yield	$0.00	$0.00	$0.00	$0.00	*--$0.00
Rice, Medium Grain	All Yield	$0.00	$0.00	$0.00	$0.00	$0.00--*
Safflower	All Yield	$0.00	$0.00	$0.00	$0.00	$0.00
Sesame Seed	All Yield	$0.00	$0.00	$0.00	$0.00	$0.00
Soybeans	All Yield	$23.57	$0.00	$64.13	$0.00	$0.00
Sunflower Seed	All Yield	$0.00	$0.00	$0.00	$0.00	$0.00
Wheat	All Yield	$0.00	$0.00	$0.00	$0.00	$0.00

State Rates (Continued)

46 Virginia

The following table displays the per acre payment rate for ACRE crops in Virginia. The "shaded" box indicates the data is TBA.

Crop	Status	2009	2010	2011	2012	2013
Barley	All Yield	$72.70	$45.98	$0.00	$0.00	$0.00
Canola	All Yield	$0.00	$0.00	$0.00	$0.00	$0.00
Chickpeas, Large	All Yield	$0.00	$0.00	$0.00	$0.00	$0.00
Chickpeas, Small	All Yield	$0.00	$0.00	$0.00	$0.00	$0.00
Corn	All Yield	$0.00	$47.28	$0.00	$0.00	$0.00
Cotton, Upland	All Yield	$0.00	$0.00	$0.00	$0.00	$0.00
Crambe	All Yield	$0.00	$0.00	$0.00	$0.00	$0.00
Flaxseed	All Yield	$0.00	$0.00	$0.00	$0.00	$0.00
Grain Sorghum	All Yield	$0.00	$0.00	$0.00	$0.00	$0.00
Lentils	All Yield	$0.00	$0.00	$0.00	$0.00	$0.00
Mustard Seed	All Yield	$0.00	$0.00	$0.00	$0.00	$0.00
Oats	All Yield	$33.98	$21.99	$0.00	$0.00	$0.00
Peanuts	All Yield	$0.00	$158.26	$0.00	$0.00	$0.00
Peas, Dry	All Yield	$0.00	$0.00	$0.00	$0.00	$0.00
Rapeseed	All Yield	$0.00	$0.00	$0.00	$0.00	$0.00
Rice, Long Grain	All Yield	$0.00	$0.00	$0.00	$0.00	*--$0.00
Rice, Medium Grain	All Yield	$0.00	$0.00	$0.00	$0.00	$0.00--*
Safflower	All Yield	$0.00	$0.00	$0.00	$0.00	$0.00
Sesame Seed	All Yield	$0.00	$0.00	$0.00	$0.00	$0.00
Soybeans	All Yield	$0.00	$0.00	$0.00	$0.00	$0.00
Sunflower Seed	All Yield	$0.00	$0.00	$0.00	$0.00	$0.00
Wheat	All Yield	$96.67	$60.71	$0.00	$0.00	$0.00

State Rates (Continued)

47 Washington

The following table displays the per acre payment rate for ACRE crops in Washington. The "shaded" box indicates the data is TBA.

Crop	Status	2009	2010	2011	2012	2013
Barley	All Yield	$56.14	$0.00	$0.00	$0.00	$0.00
Canola	Irrigated	$0.00	$0.00	$0.00	$0.00	$0.00
	Nonirrigated	$33.62	$0.00	$0.00	$0.00	$0.00
Chickpeas, Large	All Yield	$0.00	$52.63	$0.00	$0.00	$0.00
Chickpeas, Small	All Yield	$42.76	$1.95	$0.00	$0.00	$0.00
Corn	All Yield	$6.17	$0.00	$0.00	$0.00	$0.00
Cotton, Upland	All Yield	$0.00	$0.00	$0.00	$0.00	$0.00
Crambe	All Yield	$0.00	$0.00	$0.00	$0.00	$0.00
Flaxseed	All Yield	$0.00	$0.00	$0.00	$0.00	$0.00
Grain Sorghum	All Yield	$0.00	$0.00	$0.00	$0.00	$0.00
Lentils	All Yield	$0.00	$14.54	$0.00	$11.52	$0.00
Mustard Seed	All Yield	$0.00	$0.00	$0.00	$0.00	$0.00
Oats	All Yield				$0.00	
	Irrigated	$0.00	$0.00	$0.00		$29.54
	Nonirrigated	$49.42	$0.00	$0.00		$0.00
Peanuts	All Yield	$0.00	$0.00	$0.00	$0.00	$0.00
Peas, Dry	All Yield	$31.47	$4.33	$0.00	$0.00	$0.00
Rapeseed	All Yield	$0.00	$0.00	$0.00	$0.00	$0.00
Rice, Long Grain	All Yield	$0.00	$0.00	$0.00	$0.00	*--$0.00
Rice, Medium Grain	All Yield	$0.00	$0.00	$0.00	$0.00	$0.00--*
Safflower	Irrigated	$0.00	$0.00	$0.00	$0.00	$0.00
	Nonirrigated	$0.00	$0.00	$0.00	$0.00	$0.00
Sesame Seed	All Yield	$0.00	$0.00	$0.00	$0.00	$0.00
Soybeans	All Yield		$0.00	$0.00	$0.00	$0.00
	Irrigated	$18.69				
	Nonirrigated	$0.00				
Sunflower Seed	All Yield	$0.00	$0.00	$0.00	$0.00	$0.00
Wheat	All Yield	$91.00	$0.00	$0.00	$0.00	$0.00

State Rates (Continued)

48 West Virginia

The following table displays the per acre payment rate for ACRE crops in West Virginia. The "shaded" box indicates the data is TBA.

Crop	Status	2009	2010	2011	2012	2013
Barley	All Yield	$0.00	$0.00	$0.00	$0.00	$0.00
Canola	All Yield	$0.00	$0.00	$0.00	$0.00	$0.00
Chickpeas, Large	All Yield	$0.00	$0.00	$0.00	$0.00	$0.00
Chickpeas, Small	All Yield	$0.00	$0.00	$0.00	$0.00	$0.00
Corn	All Yield	$2.29	$0.00	$0.00	$0.00	$0.00
Cotton, Upland	All Yield	$0.00	$0.00	$0.00	$0.00	$0.00
Crambe	All Yield	$0.00	$0.00	$0.00	$0.00	$0.00
Flaxseed	All Yield	$0.00	$0.00	$0.00	$0.00	$0.00
Grain Sorghum	All Yield	$0.00	$0.00	$0.00	$0.00	$0.00
Lentils	All Yield	$0.00	$0.00	$0.00	$0.00	$0.00
Mustard Seed	All Yield	$0.00	$0.00	$0.00	$0.00	$0.00
Oats	All Yield	$36.42	$1.64	$0.00	$0.00	$0.00
Peanuts	All Yield	$0.00	$0.00	$0.00	$0.00	$0.00
Peas, Dry	All Yield	$0.00	$0.00	$0.00	$0.00	$0.00
Rapeseed	All Yield	$0.00	$0.00	$0.00	$0.00	$0.00
Rice, Long Grain	All Yield	$0.00	$0.00	$0.00	$0.00	*--$0.00
Rice, Medium Grain	All Yield	$0.00	$0.00	$0.00	$0.00	$0.00--*
Safflower	All Yield	$0.00	$0.00	$0.00	$0.00	$0.00
Sesame Seed	All Yield	$0.00	$0.00	$0.00	$0.00	$0.00
Soybeans	All Yield	$0.00	$3.62	$0.00	$0.00	$0.00
Sunflower Seed	All Yield	$0.00	$0.00	$0.00	$0.00	$0.00
Wheat	All Yield	$88.01	$9.05	$0.00	$0.00	$0.00

State Rates (Continued)

49 Wisconsin

The following table displays the per acre payment rate for ACRE crops in Wisconsin. The "shaded" box indicates the data is TBA.

Crop	Status	2009	2010	2011	2012	2013
Barley	All Yield	$44.78	$24.33	$0.00	$0.00	$0.00
Canola	All Yield	$0.00	$42.80	$0.00	$0.00	$0.00
Chickpeas, Large	All Yield	$0.00	$0.00	$0.00	$0.00	$0.00
Chickpeas, Small	All Yield	$0.00	$0.00	$0.00	$0.00	$0.00
Corn	All Yield	$0.00	$0.00	$0.00	$0.00	$81.67
Cotton, Upland	All Yield	$0.00	$0.00	$0.00	$0.00	$0.00
Crambe	All Yield	$0.00	$0.00	$0.00	$0.00	$0.00
Flaxseed	All Yield	$0.00	$0.00	$0.00	$0.00	$0.00
Grain Sorghum	All Yield	$0.00	$0.00	$0.00	$0.00	$21.46
Lentils	All Yield	$0.00	$0.00	$0.00	$0.00	$0.00
Mustard Seed	All Yield	$0.00	$0.00	$0.00	$0.00	$0.00
Oats	All Yield	$29.10	$5.36	$0.00	$0.00	$0.00
Peanuts	All Yield	$0.00	$0.00	$0.00	$0.00	$0.00
Peas, Dry	All Yield	$0.00	$0.00	$0.00	$0.00	$0.00
Rapeseed	All Yield	$0.00	$0.00	$0.00	$0.00	$0.00
Rice, Long Grain	All Yield	$0.00	$0.00	$0.00	$0.00	*--$0.00
Rice, Medium Grain	All Yield	$0.00	$0.00	$0.00	$0.00	$0.00--*
Safflower	All Yield	$0.00	$0.00	$0.00	$0.00	$0.00
Sesame Seed	All Yield	$0.00	$0.00	$0.00	$0.00	$0.00
Soybeans	All Yield	$0.00	$0.00	$0.00	$0.00	$0.00
Sunflower Seed	All Yield	$45.35	$0.00	$0.00	$0.00	$12.75
Wheat	All Yield	$52.32	$0.00	$0.00	$0.00	$12.87

State Rates (Continued)

50 Wyoming

The following table displays the per acre payment rate for ACRE crops in Wyoming. The "shaded" box indicates the data is TBA.

Crop	Status	2009	2010	2011	2012	2013
Barley	All Yield	$60.92	$0.00	$0.00	$0.00	$0.00
Canola	All Yield	$0.00	$0.00	$0.00	$0.00	$0.00
Chickpeas, Large	All Yield	$0.00	$0.00	$0.00	$0.00	$0.00
Chickpeas, Small	All Yield	$0.00	$0.00	$0.00	$0.00	$0.00
Corn	All Yield	$0.00	$0.00	$0.00	$0.00	$94.22
Cotton, Upland	All Yield	$0.00	$0.00	$0.00	$0.00	$0.00
Crambe	All Yield	$0.00	$0.00	$0.00	$0.00	$0.00
Flaxseed	All Yield	$0.00	$0.00	$0.00	$0.00	$0.00
Grain Sorghum	All Yield	$0.00	$0.00	$0.00	$0.00	$0.00
Lentils	All Yield	$0.00	$0.00	$0.00	$0.00	$0.00
Mustard Seed	All Yield	$0.00	$0.00	$0.00	$0.00	$0.00
Oats	Irrigated	$53.97	$0.00	$0.00	$21.19	$0.00
	Nonirrigated	$0.00	$0.00	$0.00	$0.00	$0.00
Peanuts	All Yield	$0.00	$0.00	$0.00	$0.00	$0.00
Peas, Dry	All Yield	$0.00	$0.00	$0.00	$0.00	$0.00
Rapeseed	All Yield	$0.00	$0.00	$0.00	$0.00	$0.00
Rice, Long Grain	All Yield	$0.00	$0.00	$0.00	$0.00	*--$0.00
Rice, Medium Grain	All Yield	$0.00	$0.00	$0.00	$0.00	$0.00--*
Safflower	All Yield	$0.00	$0.00	$0.00	$0.00	$0.00
Sesame Seed	All Yield	$0.00	$0.00	$0.00	$0.00	$0.00
Soybeans	All Yield	$0.00	$0.00	$0.00	$0.00	$0.00
Sunflower Seed	All Yield	$0.00	$0.00	$0.00	$0.00	$0.00
Wheat	All Yield	$0.00	$0.00	$0.00	$0.00	$36.09

***--ACRE ACRE Troubleshooting Guide**

The following provides the ACRE ACRE Troubleshooting Guide. Use this guide when troubleshooting problems.

Note: This guide is not all inclusive.

Issue	System	Reason	Solution
Farm was designated using wrong method. **Example:** Farm was designated automatically instead of manually.	Designation	Acreage report acres may not be correct.	Verify that the correct acres are entered on the acreage report.
		Acreage report acres may not be eligible.	• See 1-DCP (Rev. 3), paragraph 177 for eligible crops. • Verify acreage report acres.
Message "Signature date must be less than 09/30/20XX for (Producer Name)" is displayed on the Designation Summary Screen.	Designation	The signature date deadline is September 30 of the program year. **Example:** The signature date deadline for 2010 is September 30, 2010.	Verify producer signed by signature date deadline.
Message "Farm has shareholder which does not exist or not active in SCIMS" is displayed on the Search by Producer of Farm Screen. **Note:** Only applies to 2009 and 2010.	Designation Insurance	An ID number was changed in SCIMS and the acreage report was not updated with the new ID number.	• Delete acreage report. **Note:** See 2-CP, paragraph 252. • Re-enter acreage report ensuring that the correct producers are listed as having a share.

--*

***--ACRE ACRE Troubleshooting Guide (Continued)**

Issue	System	Reason	Solution
ACRE Insurance is cancelled numerous times for no apparent reason.	Insurance	Acreage reports were updated.	• Verify that the correct acres are entered on the acreage report. • Re-enter insurance data. • **Do not** access the acreage report unless there is a change.
Message "Shareholder signature date cannot be greater than 09/30/20XX" is displayed on the Crop Insurance Summary Screen.	Insurance	The signature date deadline is September 30 of the next program year. **Example:** The signature date deadline for 2010 is September 30, 2011.	
System will not allow entry of signature dates.	Insurance	Designation not approved.	Review the following reports (paragraph 454): • Farm Initiated but not COF Signed • Cancelled Farms • Undesignated Farms.

--*

***--ACRE ACRE Troubleshooting Guide (Continued)**

Issue	System	Reason	Solution
Message "Prior Payments Exceed Current Payments" is displayed on Pending Overpayment Report.	Payments	ACRE Contract not approved.	Review the following reports (paragraph 35): • All Farms Initiated but not Enrolled • All Farms Enrolled but not Approved • All Cancelled Farms.
		Designation not approved.	Review the following reports (paragraph 454): • Farms Initiated but not COF Signed • Cancelled Farms • Undesignated Farms.
		Insurance not approved.	Review the following reports (paragraph 404): • Initiated & Not Signed • Cancelled.
		Benchmark Yield and/or Actual Yield not certified.	Review the following reports (paragraph 354): • ACRE Cancelled FSA-658 • ACRE Farms with no Certified Yield • ACRE Farms with FSA-658's Pending COC Review.
		Data used in the payment calculation has changed, which resulted in a lower payment amount.	Verify changed data by reviewing: • CCC-528 • CCC-538 • FSA-658 • Acreage report.

--*

***--ACRE ACRE Troubleshooting Guide (Continued)**

Issue	System	Reason	Solution
Payment not being processed.	Payments	Insufficient Funds.	Review the Insufficient Funds Report in Common Payment Reports. See 9-CM, paragraph 67.
		State trigger not met.	Review Exhibit 29 to determine whether the State trigger was met.
		No producer signature date on ACRE contract.	Verify that the producer provided a timely signature and that the signature date has been updated in the ACRE contract system.
		ACRE Contract not approved.	Review the following reports (paragraph 35): • All Farms Initiated but not Enrolled • All Farms Enrolled but not Approved • All Cancelled Farms.
		Designation not approved.	Review the following reports (paragraph 454): • Farms Initiated but not COF Signed • Cancelled Farms • Undesignated Farms.
		Insurance not approved.	Review the following reports (paragraph 404): • Initiated & Not Signed • Cancelled.
		Benchmark Yield and/or Actual Yield not certified.	Review the following reports (paragraph 354): • ACRE Cancelled FSA-658 • ACRE Farms with no Certified Yield • ACRE Farms with FSA-658's Pending COC Review.

--*

***--ACRE ACRE Troubleshooting Guide (Continued)**

Issue	System	Reason	Solution
Benchmark Yield link is not displayed on the Select Crop for FSA-658 Screen.	PRS	ACRE contract not approved.	Review the following reports (paragraph 35): • All Farms Initiated but not Enrolled • All Farms Enrolled but not Approved • All Cancelled Farms.
Farm is displayed on the Cancelled Report with reason "Incorrect Practice".	PRS	A system error occurred where a duplicate record was created for the crop. The duplicate report was automatically cancelled by the system.	No action is necessary. This will not affect FSA-658 for the farm. These duplicate cancellations will stay on the cancelled report until they are removed by Kansas City.
Message "County User is not authorized to enter the approval data as the Operator Certification is after the Certification End Date" is displayed on the Certification & Approval Screen.	PRS	The signature date deadline is July 15 of the next program year. **Example:** The signature date deadline for 2010 is July 15, 2011.	State Office Admin or National Admin user must approve.
Message "Farm is not Certified" is displayed on the Farm Selection Screen.	PRS	Acreage report not certified.	Verify that acreage report has been certified.
Message, "Unable to Proceed due to Internal Database Error".	PRS	System has created a duplicate record.	Report to Help Desk. Kansas City must delete duplicate record to resolve error.
One or more crops are not displayed on the Tract Data Screen.	PRS	Acreage report acres may not be correct.	Verify that the correct acres are entered on the acreage report.
		Acreage report acres may not be eligible.	• See 1-DCP (Rev. 3), paragraph 177 for eligible crops. • Verify acreage report acres.

--*