

FSA
HANDBOOK

Wildfires and Hurricanes Indemnity Program+

To access the transmittal page click on the short reference

For State and County Offices

SHORT REFERENCE

2-WHIP

UNITED STATES DEPARTMENT OF AGRICULTURE
Farm Service Agency
Washington, DC 20250

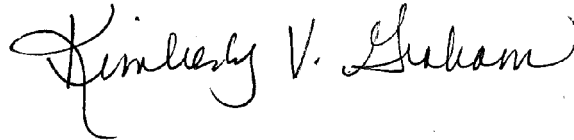
UNITED STATES DEPARTMENT OF AGRICULTURE

Farm Service Agency
Washington, DC 20250

**Wildfires and Hurricanes Indemnity Program+
2-WHIP**

Amendment 3

Approved by: Acting Deputy Administrator, Farm Programs



Amendment Transmittal

A Reasons for Amendment

Subparagraph 4 A has been amended to clarify that STC's are responsible for determining if authority will be delegated to COC to act on WHIP+ program matters in **other than** routine cases.

Subparagraph 6 B has been amended to clarify WHIP+ payment limitation.

Subparagraphs 7 A and 7 B have been amended to clarify the WHIP+ optional payment limitation provisions.

Subparagraph 30:

- E has been amended to include a second example of considering other eligible causes of loss considered when determining the WHIP+ loss.
- G has been amended to provide the farmers.gov link to find a current listing of Presidential declared and Secretarial designated primary counties.

Subparagraph 31 A has been amended to clarify the definition of eligible producer with respect to corporations, limited liability companies, or other organizational structures.

Subparagraph 32 B has been amended to:

- remove a provision on prevented planting
- add that tobacco grown in a county where insurance is not available as an ineligible crop for WHIP+.

Amendment Transmittal (Continued)

A Reasons for Amendment (Continued)

Subparagraph 33 A has been amended to:

- clarify that the definition of two consecutive crop years for linkage purposes is 2022 and 2023 for all crops
- update examples 5 and 6
- remove examples 7 and 8.

Subparagraph 33:

- C has been amended to explain the process for confirming whether linkage was obtained in the 2022 and 2023 crop years and provide examples of possible exceptions to the linkage requirement that may be considered on a case-by-case basis
- F has been amended to remove the example.

Paragraph 60 has been added to include National Crop Table (NCT) policy.

Paragraph 61 has been added to include Pay Group policy.

Paragraph 62 has been added to include CDY in NCT policy.

Paragraph 63 has been added to include NCT Tree Bush and Vine policy.

Paragraph 64 has been added to provide the State Office NCT process.

Subparagraph 90 D has been amended to clarify that uninsurable acres of a crop are not eligible for WHIP+ if the crop is covered by crop insurance.

Subparagraph 115 A has been amended to:

- clarify that a county disaster yield may be established for a county or an area of the county
- correct Example 1
- add Example 2 on establishing a CDY for an area of the county.

Subparagraph 115 B has been amended to clarify that WHIP+ applications cannot be **processed** until the CDY is approved in NCT.

Subparagraph 192A has been amended to add Georgia pecans as a select crop.

Subparagraph 210 C has been amended to refer users to Exhibit 10 for information on calculating the coverage level for cotton STAX policies.

Amendment Transmittal

A Reasons for Amendment

The following subparagraphs been amended to update payment and payment limitation provisions:

- 240
- 242
- 252
- 256.

Exhibit 2 has been amended to add a definition for pruning.

Exhibit 10 has been amended to provide additional information for Plan Code 35 – Stacked Income Protection Plan Revenue Protection.

Exhibit 11 has been amended to:

- add a Note under UNIT – for SCO and STAX companion policies
- provide additional information for Coverage Range.

Page Control Chart		
TC	Text	Exhibit
1, 2	1-5, 1-6 1-11 through 1-14 1-19, 1-20 2-3 through 2-6 2-11 through 2-16 2-19 through 2-22 2-23 2-24 (add) 2-25 through 2-80 (add) 3-3, 3-4 5-25, 5-26 9-23, 9-24 10-1, 10-2 11-1 through 11-30 11-33, 11-34 11-41, 11-42	1, pages 1, 2 2, pages 5, 6 10, pages 1, 2 page 3 11, pages 1-4

Table of Contents

		Page No.
Part 1	General Information and Administrative Provisions	
1	Overview.....	1-1
2	Authorities.....	1-2
3	General Information.....	1-2
4	Responsibilities and Delegations	1-5
5	Outreach.....	1-10
6	Eligibility and Payment Limitation.....	1-11
7	Optional \$250,000 Per Year and \$500,00 Overall Payment Limitation Provisions	1-11
8	Processing Payments.....	1-18
9	Administrative Offset and Bankruptcy	1-19
10	Conservation Compliance.....	1-19
11	Adjusted Gross Income.....	1-19
12	Appeals of FSA Determinations	1-20
13	Misrepresentation, Scheme, or Device	1-20
14	NEPA Requirements.....	1-21
15	FSA-770 WHIP+, Wildfires and Hurricanes Indemnity Program+ Checklist	1-22
16-29	(Reserved)	
Part 2	Eligibility	
30	WHIP+ Eligibility.....	2-1
31	Producer Eligibility.....	2-6
32	Crop Eligibility	2-12
33	Linkage Requirement.....	2-14
34	Filing a Notice of Loss.....	2-23
35-59	(Reserved)	
60	NCT DATA	2-75
61	Pay Groups	2-76
62	CDY in NCT	2-78
63	Tree Bush and Vine Data for NCT	2-79
64	State Office NCT Process	2-80
65-89	(Reserved)	

Table of Contents

	Page No.
Part 3	Eligible Acreage
90	WHIP+ Acreage..... 3-1
91	Prevented Planting Acreage..... 3-4
92	Units..... 3-6
93	Native Sod Acreage 3-11
94-99	(Reserved)
Part 4	Yields
100	Yields 4-1
101-109	(Reserved)
Part 5	Determining Production
110	Production..... 5-1
111	Harvested Production..... 5-10
112	When Final Use Differs From Intended Use 5-14
113	Assigned Production 5-15
114	Notification of Adjustments..... 5-24
115	County Disaster Yield..... 5-25
116	Secondary Use 5-27
117	Salvage Value 5-28
118	Production Not to Count..... 5-29
119	Adjusting RMA Download Data 5-30
120-130	(Reserved)

Table of Contents (Continued)

	Page No.	
Part 6	Price	
131	Determining Price	6-1
132-139	(Reserved)	
Part 7	Trees, Bushes, and Vines	
140	Trees, Bushes, and Vines General Provisions	7-1
141	Tree, Bush, and Vine Stages	7-2
142	Determining Stages of Reported Trees, Bushes, and Vines	7-6
143	Reporting Trees, Bushes, and Vines	7-8
144	Determining Damaged and Destroyed Trees, Bushes, and Vines	7-10
145	Payment Calculation for Trees, Bushes, and Vines	7-13
146-159	(Reserved)	
Part 8	Value Loss Crops	
160	Value Loss Crops General Provisions	8-1
161	Aquaculture	8-2
162	Ornamental Nursery	8-3
163-179	(Reserved)	

Table of Contents (Continued)

		Page No.
Part 9	Special Provisions	
180	Special Provisions for Calculating Benefits	9-1
181	Multiple Marketed Crops Provisions	9-3
182	Grass for Seed Also Harvested as Forage.....	9-5
183	Sugar Beet Provisions	9-6
184	Pasture, Rangeland, and Forage.....	9-9
185	NAP and PRF Combination.....	9-12
186	MPCI and PRF Combination.....	9-14
187	NAP, MPCI, and PRF Combination.....	9-16
188	Apiculture	9-18
189	California and Arizona Citrus.....	9-19
190	Dollar Plans.....	9-20
191	Hybrid Seed Provisions.....	9-21
192	Select Crop Provisions	9-23
193	Harvested Adulterated Grapes	9-24
194	Certified Seed Potato Endorsements.....	9-25
195	Puerto Rico Provisions.....	9-25
196-209	(Reserved)	
Part 10	WHIP+ Payment Calculation	
210	Payment Calculations.....	10-1
211	Production Loss Calculation.....	10-4
212	Value Loss Calculation	10-6
213	Trees, Bushes, and Vines Calculation.....	10-8
214-239	(Reserved)	

Table of Contents (Continued)

Part 11	Payment Provisions	Page No.
Section 1 General Payment Provisions		
240	General Payment Provisions for WHIP+ Payments	11-1
241	Payment Limitation.....	11-4
242	Payment Eligibility	11-5
243-250	(Reserved)	
Section 2 Processing WHIP+ Payments		
251	Overview.....	11-31
252	WHIP+ Payment Process.....	11-33
253	General Provisions for Canceling Payments.....	11-36
254	Overpayments	11-37
255	WHIP+ Payment Reports.....	11-40
256	Payment History Report – Detail.....	11-41

Table of Contents (Continued)

Exhibits

1	Reports, Forms, Abbreviations, and Redelegations of Authority
2	Definitions of Terms Used in This Handbook
3	(Reserved)
4	Instructions for Completing FSA-894, Wildfires and Hurricanes Indemnity Program+ Application
5	FSA-895, Crop Insurance and/or NAP Coverage Agreement
6	FSA-896, Request for an Exception to the WHIP+ Payment Limitation of \$125,000
7	FSA-897, Actual Production History and Approved Yield Record (WHIP+ Select Crops Only)
8, 9	(Reserved)
10	Insurance Plan, Yield, Price and Production Reference Guide
11	WHIP Information Report – RMA Data
12	WHIP 2017 Tree, Bush, and Vine Data
13	(Reserved)
14	FSA-894A, WHIP+ Production Loss Calculation Worksheet
15	FSA-894B, WHIP+ Value Loss Calculation Worksheet
16	FSA-894C, WHIP+ Trees, Bushes, and Vines Loss Calculation Worksheet
17	FSA-894D, WHIP+ Summary of Loss Worksheet

Part 1 General Information and Administrative Provisions

1 Overview

A Handbook Purpose

This handbook provides procedure for WHIP+ that is implemented by DAFP through the Safety Net Division.

B Related Handbooks

Handbooks related to WHIP+ are listed in this table.

IF the material concerns...	THEN see...
referring possible fraud cases to OIG	9-AO.
State and county organization and administration	16-AO.
outreach	22-AO.
appeals	1-APP.
signatures, powers of attorney, registers, name and address files, controlled substances, deceased individuals, or estates	1-CM.
common payment reports	9-CM.
acreage reporting, acreage determinations, and spot checks	2-CP.
conservation compliance	6-CP.
requests for relief and finality rule provisions	7-CP.
issuing payments	1-FI.
refunds of overpayments, withholding payments, and setoffs	58-FI.
prompt payment interest	61-FI.
assignments and joint payees	63-FI.
NRRS	64-FI.
managing crop acreage data	1-GIS.
providing public information	1-INFO.
NAP-covered crops	1-NAP.
web-based subsidiary files	3-PL (Rev. 2).
payment eligibility, payment limitation, and person determinations	5-PL.
referring FSA/RMA discrepancies and/or potential abuse cases to RMA Regional Offices on AD-2007	4-RM.

2 Authorities

A Statutory Authority

The Additional Supplemental Appropriations for Disaster Relief Act of 2019, Pub. L. 116-20 authorizes the Secretary to implement WHIP+.

B Regulatory Authority

WHIP+ regulations are provided in 7 CFR Part 760, subpart O.

C Limitations

If more than 1 handbook provision appears to apply, the provisions that are the most restrictive on benefits or eligibility apply.

This handbook constitutes FSA's internal operating guidelines issued by DAFP for carrying out WHIP+ regulations. Handbook provisions are considered interpretive of regulations. Whenever an unintended conflict appears to exist between any handbook provision and the pertinent applicable Federal regulations, regulations apply.

3 General Information

A Funding

The Additional Supplemental Appropriations for Disaster Relief Act of 2019 provides \$3,005,442,000, which will remain available until expended or December 31, 2020.

B Signup Period

Participant's will file FSA-894 in the administrative County Office responsible for farm records beginning September 11, 2019. A future notice will announce an ending date.

Participants will complete FSA-894 according to Exhibit 4.

3 General Information (Continued)

C Signature Requirements

Signatures **must** be entered on applications and received by FSA by the signup deadline. If an application is received after the deadline, the application will be disapproved, and appeal rights provided.

Follow 1-CM for signature requirements.

Note: General partnerships **must** have a permanent tax ID number to receive an FSA payment. FSA payments will **not** be issued to the individual members of a general partnership when the general partnership does **not** have a permanent tax ID number.

FSA payments may be issued to either of the following:

- a joint venture with a permanent tax ID number
- the individual members of a joint venture, using the individual member's ID numbers, when the joint venture does **not** have a permanent tax ID number.

D Prompt Payment Interest

Prompt Payment Act provisions apply according to 61-FI. Interest will apply to payments issued more than 30 calendar days after the payment is considered due.

3 General Information (Continued)

F Modifying Provisions

Provisions in this handbook will **not** be revised without prior written approval from the National Office.

G Forms

User forms, worksheets, applications, other documents, other than those provided in this handbook or issued by the National Office, are **not** permitted.

H Public Information

Follow instructions in 1-INFO for providing program information.

I Other Criteria

The following are other program and administrative provisions that apply:

- controlled substance provisions
- fraud/FCIC

Exception: Participants either qualify for payments or they do not. Participants do not render performance; therefore, failure to fully comply relief provisions do **not** apply.

- equitable relief provisions.

County Offices will record determinations for the applicable criteria in the eligibility file according to 3-PL (Rev. 2).

4 Responsibilities and Delegations

A STC Responsibilities

Within the authorities and limitations in this section and 7 CFR Part 760, subpart O, STC will annually:

- direct the administration of WHIP+
 - ensure that State and County Offices follow program provisions
 - establish guidelines for reviewing all CPA and/or attorney certifications of income derived from farming, ensuring required certification statement elements are provided
 - approve county disaster yield for the county or area
 - approve tree, bush, and vine data, such as damage factors, prices, etc.
 - approve crop data according to 1-NAP (Rev. 2), as applicable
 - review and approve additional NCT data elements required for WHIP+ such as:
 - county disaster yield
 - tree, bush and vine damage factors and prices by stage
 - handle suspected fraud cases according to applicable procedure
 - thoroughly document all actions taken in STC meeting minutes
 - provide COC and DD with a copy of STC or DAFP determinations for appeals or misinformation/misaction cases
 - handle appeals according to 1-APP and 7 CFR Parts 780 and 11
 - require all applications executed by State Office employees, COC members, CED's, County Office employees, and their spouses to be sent to STC, or designee for approval
 - require the first 5 applications of an employee in the Service Center to be reviewed by the State Office representative according to subparagraph B to ensure that programs are being implemented according to program provisions
- Note:** STC's may establish additional reviews to ensure that WHIP+ is administered according to these provisions.
- determine if authority will be delegated to COC to act on WHIP+ program matters in *--other than routine cases.--*

4 Responsibilities and Delegations (Continued)

B SED Responsibilities

Within the authorities and limitations in this handbook and 7 CFR Part 760, subpart O, SED's will annually:

- ensure that County Offices follow program provisions
- handle appeals according to 1-APP and 7 CFR Parts 780 and 11
- ensure that State Office representative conducts reviews according to subparagraph A

Note: SED may establish additional reviews to ensure that programs are being implemented according to program provisions.

- immediately notify the National Office of software problems, incomplete or incorrect procedures, and specific problems or findings
- delegate responsibility to the State Office for approving routine applications
- apply SED equitable relief authority in 7-CP.

C DD Responsibilities

Within the authorities and limitations in this handbook and 7 CFR Part 760, subpart O, DD's will annually ensure that COC's and CED's carryout program provisions as follow:

- conduct reviews according to subparagraphs D and E and any additional review established by STC or SED according to subparagraphs A and B
- ensure that County Offices publicize the program provisions according to paragraph 5.

4 Responsibilities and Delegations (Continued)

D COC Responsibilities

Within the authorities and limitations in this handbook and 7 CFR Part 760, subpart O, COC's will annually:

- fully comply with all program provisions
- ensure that CED's fully comply with all program provisions
- recommend to the STC the county disaster yield for disaster affected crops
- handle suspected fraud cases according to applicable procedure
- ensure the claimed share reflects the participant's share ownership interest in the crop at the time of loss

Note: If the participant claiming a share of the payment has entered into any agreement or contract to grow or produce the crop for another and without retaining any ownership share and risk in the crop, the participant cannot be considered to have a valid claim to a share of the payment.

- handle appeals according to 1-APP and 7 CFR Parts 780 and 11
- thoroughly document all actions taken in COC meeting minutes

Important: All the following must be thoroughly documented for all program determinations made by COC:

- all factors reviewed or considered
 - all documentation reviewed
 - references to applicable handbooks, notices, and regulations
 - all sources of information obtained for review or consideration.
- notify participants in writing, if their application is disapproved

Note: Notifications must include the following information:

- why the application was denied
- factors reviewed or considered in making the determination
- appeal rights of the producer
- copy of the application
- CFR and handbook reference.

4 Responsibilities and Delegations (Continued)

D COC Responsibilities (Continued)

- ensure that producers receive complete and accurate program information
- ensure that program provisions and other important items are publicized as soon as possible after information is received from the National Office, including but not limited to the following:
 - signup period
 - payment limitation
 - basic participant eligibility criteria
 - general data required to complete applications

- act on all applications

Note: This authority cannot be delegated beyond routine determinations.

- not delegate responsibility to CED or County Office for determinations involving any of the following:
 - disapproving applications (FSA-895's, FSA-896's, FSA-897's (Exhibit 7))
 - assigning production
 - determining ineligible loss conditions
 - establishing county disaster yield for the county or area

Exception: COC can delegate CED authority to disapprove applications received after the deadline. In this instance, the appeal right will be to COC.

- delegate responsibility to CED or County Office for approving routine applications.

Note: Following are examples of routine applications:

- all information is accounted for and completed in automation with RMA data
- NAP-covered crops for which NAP applications have already been approved for the disaster crop year.

4 Responsibilities and Delegations (Continued)

E CED Responsibilities

Within the authorities and limitations in this handbook and 7 CFR Part 760, subpart O, CED's will:

- fully comply with all program provisions
- ensure that County Office employees fully comply with all program provisions

Note: CED's may delegate approval authority to program technicians for approval on routine cases, but program technicians will not disapprove applications.

- handle appeals according to 1-APP and 7 CFR Parts 780 and 11
- ensure that modifications to data provided by the applicant are not made unless the applicant initials and dates the modification
- ensure that a second party review is completed before payments are issued
- ensure that producers receive complete and accurate program information
- immediately notify SED, through DD, of software problems and incomplete or incorrect procedures
- ensure that general provisions and other important items are publicized according to paragraph 5.

F Program Technician Responsibilities

Within the authorities and limitations in this handbook and 7 CFR Part 760, subpart O, program technicians will:

- fully comply with all program provisions
- immediately notify CED of software problems and incomplete or incorrect procedures
- ensure that producers receive complete and accurate program information.

5 Outreach

A Background

Program information, including signup and eligibility, will be publicized in a variety of ways, including but not limited to:

- press releases
- print media
- electronic media including GovDelivery newsletters, bulletins and SMS texting
- Federal Register
- direct mailings (may be limited by FSA resource availability)
- radio and television announcements
- posting program information in the USDA Service Center.

B Producer Responsibilities

The participant is responsible for being aware of program provisions. FSA **cannot** be responsible for reaching out to every potential program participant with all program information. Participants **must** seek information on program details and **not** wait for FSA to individually write or communicate with them about program provisions.

C Agency Responsibilities

COC will ensure that program provisions are publicized and maintain a record of all publicity efforts, including postings in Service Centers. Conduct public relations and outreach efforts according to 1-INFO and 22-AO.

6 Eligibility and Payment Limitation

A WHIP+ Assistance

Program assistance is available to eligible producers for crops, trees, bushes, and vines which suffered losses because of the consequences of Hurricanes Michael and Florence and other hurricanes, floods, snowstorms, tornadoes, typhoons, volcanic activity and wildfires occurring in calendar years 2018 and 2019.

Assistance will be calculated based on the crop's expected value multiplied by the WHIP+ percentage minus actual value minus the producer's indemnity or NAP payment received.

Crops with an intended use of grazing are not eligible.

Crops that were disapproved by FSA or RMA are not eligible.

*--B 2018, 2019, 2020 WHIP+ Payment Limitation

The rules for Payment Limitation and Attribution apply to WHIP+ payments according to 5-PL and 7-CFR Part 1400. Accordingly, the rules for substantive change and common attribution apply.

The payment limitation for WHIP+ is \$125,000 per person or legal entity. The \$125,000 limitation is cumulative for all years 2018, 2019, and 2020.

An optional payment limitation of \$250,000 per program year, not to exceed \$500,000 may be authorized if at least 75 percent of a person's or legal entity's AGI is derived from farming, ranching or forestry. The \$250,000 limitation would apply for **each** of the program years 2018, 2019, and 2020, and may not exceed \$500,000 in total.

Note: Applicants, including members of legal entities, are required to provide a certification from a licensed CPA or an attorney for determining percent of farm income, if optional payment limitation is requested.

WHIP+ payments and the payment limitation will be subject to a 50 percent factor for each of the years 2019 and 2020. This factor may be adjusted following the enrollment period provided adequate funding is available to fund all applications.--*

*--7 WHIP+ Optional Payment Limitation Provisions

A Certification Requirements Applicable to 2018, 2019, and 2020 WHIP+

Applicants requesting an optional payment limitation of \$250,000 must complete FSA-896 and provide a certification from a licensed CPA or an attorney certifying at least 75 percent of the applicant's AGI is derived from farming, ranching, or forestry. The certification is based on an average of the 3 taxable years 2017, 2016, and 2015.

Note: If the applicant is a legal entity, each member is responsible for providing the certification or that member's, stockholder's or partner's share will be adjusted accordingly.

Requests for an exception to the payment limitation of \$125,000 is optional to all applicants including:

- persons
- legal entities
- interest holders in a legal entity, including embedded entities to the fourth level of ownership interest, regardless of the level of interest held
- members of a general partnership or joint venture, regardless of the number of members

Note: A general partnership or joint venture is not considered to be a legal entity, such as a corporation, LLP, or LLC, for the application of the optional payment limitation provisions.

- Native Americans or tribes represented by BIA.

A CPA or attorney may complete FSA-896 , Part C or provide a similar certification statement that is acceptable to FSA.

See Exhibit 5 for an example of FSA-896 and completion instructions.

See 5-PL for:

- the definition of income from farming, ranching and forestry activities
- identifying sources of income from farming, ranching and forestry activities
- worksheet for calculating the 75 percent of total AGI derived from farming, ranching and forestry activities
- an example of an acceptable certification statement from a licensed CPA or attorney.

Note: Do **not** send FSA-896 to IRS for verification of average Farm AGI.--*

*--7 WHIP+ Optional Payment Limitation Provisions (Continued)

B Recording 75 Percent AGI and Adjusting Payment Limitation Amounts

See 3-PL (Rev. 2) for recording certifications of 75 percent farm AGI in the subsidiary web application. WHIP+ certifications on FSA-896 shall be recorded in the 2019 subsidiary year.

Payment limitation adjustments for WHIP+ will be automatically updated for producers whose average farm AGI exceeds 75 percent and certifications have been recorded in the subsidiary web application. County Office users shall not manually adjust the WHIP+ payment limitations for the farm AGI certifications.--*

C Definition of Average Adjusted Gross Farm Income

Average adjusted gross farm income of a person or legal entity means income or benefits derived from the following sources.

Income Related to Livestock and Crops	Other Types of Income
Production of livestock, including but not limited to: <ul style="list-style-type: none"> • cattle, sheep, goats, swine • elk, reindeer, bison, deer • horses • poultry • fish and other aquaculture products used for food • honeybees. 	The sale of land that has been used for agriculture. The sale of easements and development rights to: <ul style="list-style-type: none"> • farmland, ranchland, or forestry land • water or hunting • environmental benefits.
The feeding, rearing, or finishing of livestock.	The rental or lease of land or equipment used for farming, ranching, or forestry operations, including water or hunting rights.
Products produced by or derived from livestock.	Any payment or benefit, including benefits from risk management practices, crop insurance indemnities, and catastrophic risk protection plans.
Production of crops, specialty crops, and unfinished raw forestry products.	Payments and benefits authorized under any program made applicable to payment eligibility and payment limitation rules.
The processing packing, storing, shedding, and transporting of farm, ranch and forestry commodities, including renewable energy.	Production of farm-based renewable energy.
	Any income reported on IRS Schedule F or other schedule used by the person or legal entity to report income from farming, ranching, or forestry operations to IRS.
	The sale of equipment to conduct farm, ranch, or forestry operations and the provision of production inputs and services to farmers, ranchers, foresters, and farm operations, if the average adjusted gross farm income is at least 66.66 percent of the average AGI.

Note: Wages earned through employment by a farming operation are not farm income.

7 **Optional \$250,000 Per Year and \$500,000 Overall Payment Limitation Provisions
(Continued)**

D Definition of Income from Fishing

Income from fishing means income derived from catching, taking, harvesting, cultivating, or farming aquatic resources such as fish, shellfish, crustacea, and other aquatic forms of animal or vegetable life according to IRS Publication 595 or other applicable IRS instructions.

E Other Sources of Farm Income

Pass-through income received by a person from an interest held in a legal entity may be considered income from farming, ranching, or forestry if all of the following are met:

- the legal entity is a subchapter-S corporation or similar legal entity in which all of the income passes through to the interest holders
- a person who is an interest holder reports income received from the legal entity as income from farming, ranching, or forestry to the IRS.
- the legal entity is primarily engaged in farming, ranching, or forestry activities.

Note: Wages or dividends received from a legal entity are not considered income from farming, ranching, or forestry activities. The disbursements are made by a legal entity to the interest holders regardless of the nature of the legal entity's business activities.

**7 Optional \$250,000 Per Year and \$500,000 Overall Payment Limitation Provisions
(Continued)**

F Example WHIP+ AGI Payment Limitation Certification

Following are instructions for and an example of a sample certification for WHIP+AGI for the \$250,000 per year and \$500,000 overall payment limitation.

**Certification for Requesting an Exception to the WHIP+
Payment Limitation of \$125,000**

Instructions, Terms, and Conditions for CPA or Attorney Certification Statement

Certification statements will only be accepted from licensed certified public accountants (CPA's) and attorneys. Statements from enrolled agents will **not** be accepted. A statement submitted by a CPA or an attorney to certify compliance with 75% of income derived from farming, ranching, or forestry of the individual's or legal entity's average 3 taxable years, 2017, 2016 and 2015. The statement **must** include the following elements:

- 1) CPA's or attorney's State license identification number.
- 2) Explanation of the reason for the certification statement (see enclosed example).
- 3) Acknowledgement of having read and understood, and agreement to, the terms and conditions of this review, including the following:
 - The CPA/attorney acknowledges and agrees to having reviewed and being familiar with the optional \$250,000 per year and \$500,000 overall payment limitation provisions in 7 CFR Part 760, subpart O, WHIP+, having made such inquiries as are necessary
 - to apprise the CPA/attorney of such matters and understands that the tax years used to calculate the average AGI are the 3 taxable years, 2017, 2016 and 2015. Exclude any year(s) that the individual or entity did not have income or was not in business.
 - The representations the CPA/attorney makes in the certification statement may be relied on by the government to allow benefits to be retained or received and that a false certification can result in sanctions including criminal sanctions for those persons associated with the false representations.
 - Additional information may be requested by USDA, a review may be conducted by USDA, and further inquiry may be made to ensure that all information filed with USDA by all parties is true, correct, and complete.

7 Optional \$250,000 Per Year and \$500,000 Overall Payment Limitation Provisions (Continued)

C Example WHIP+AGI Payment Limitation Certification (Continued)

[insert name]
 [insert street and/or mailing address]
 [insert city, State ZIP Code]

insert date]

[insert State Office name]
 [insert street and/or mailing address]
 [insert city, State ZIP Code]

I, [insert name], am [insert “a certified public accountant (CPA)” or “an attorney” as appropriate] practicing in [insert city, State]. My license identification number is [insert license number] in [State].

I have been asked by [insert name of producer] to certify that [insert name of producer] is eligible for the optional \$250,000 per year and \$500,000 overall payment limitation, based on 75% of average adjusted gross income (AGI) is derived from farming, ranching, or forestry, for the [2018, 2019 and/or 2020] program year(s) as applicable pursuant to 7 CFR Part 760, subpart O, and Additional Supplemental Appropriations for Disaster Relief Act of 2019

For purposes of this letter and my representations below, my “certification” is limited only to my knowledge of [insert name of producer] federal income tax returns based upon either my preparation of such returns or my readings of those returns that I did not prepare. The preparation or review of these returns was based upon the information provided by [insert name of producer]. [insert name of producer] has represented to me that the information supplied to me is, to the best of [his/her or it’s] knowledge, true, correct, and complete. In accordance with Treasury Department Circular No. 230, section 10.34 (d), I relied in good faith without verification upon the information provided by [insert name of producer]; however, I did not ignore the implications of information furnished to, or actually known by me, and I made reasonable inquiries if the information as furnished appeared to be incorrect, inconsistent with an important fact or another factual assumption, or was incomplete. This “certification” does not include any representations or assurances as to the accuracy or completeness of the information contained in [insert name of producer] federal income tax returns or imply that I have performed procedures beyond those required under Circular No. 230. In addition, this “certification” does not include any representations or assurances as to the accuracy or completeness of the information contained in [insert name of producer] federal income tax returns that I did not prepare.

I acknowledge that I have read, understand, and agree to, the terms and conditions of the Certification for Requesting an Exception to the Payment Limitation of \$125,000 received by [insert name of producer] with the following conditions.

- I am relying on the information made known to me as noted above. I take no responsibility for information outside of the tax return preparation process, unless I relied upon outside information as noted in the end of this prepared statement or attachment for the purposes of explanation that [insert name of producer] complies with the applicable provisions for the optional \$250,000 per year or \$500,000 overall payment limitation.
- I have not been engaged to continually monitor the tax law for this client or to continually monitor factors related to the client’s AGI or other tax calculations for the relevant years. Therefore, I am not in a position to notify the government of changes to facts or circumstances (whether or not material) that would make this certification no longer accurate.

7 Optional \$250,000 Per Year and \$500,000 Overall Payment Limitation Provisions (Continued)

C Example WHIP+AGI Payment Limitation Certification (Continued)

- Under Internal Revenue Code Section 7216 and other confidentiality standards, I may only provide client information upon specific written authorization from the client to release such information, including tax return information, to a third party.

The following are correct statements:

- Based on a representation provided by *[insert name of producer]*, or the confirmations of *[his/her or it's]* e-filed federal income tax returns *[insert the applicable tax return form number]*, the applicable 2017, 2016 and 2015 federal income tax returns were timely filed.
- I am not aware of subsequently filed federal income tax returns, whether superseding or amended, other than those identified above related to the tax years identified above.
- I am not aware of any adjustments made by the Internal Revenue Service or any state taxing authority to the federal income tax returns identified above.
- I understand that, consistent with the definitions in 7 CFR Part 760 subpart O, the average adjusted gross income means the adjusted gross income as defined under 26 U.S.C. 62, or comparable measure, of the person or legal entity over the 2017, 2016 and 2015 tax years.
- According to the most recent returns filed for the years identified above, *[insert name of producer]*:

NOTE: Use tax years 2017, 2016 and 2015.

- reported average AGI was at least 75 percent derived from farming, ranching, or forestry based on the tax returns for the 3 applicable tax years.

___ yes

___ no

[Include the following, if applicable.]

- I believe that *[insert name of producer]* complies with the optional \$250,000 per year or \$500,000 overall payment limitation requirements for the reasons that are set forth in detail in the space below or the attached document. *[insert name of producer]* has represented to me that the attached information is, to the best of *[his/her]* knowledge, true, correct, and complete. I am not aware of any discrepancies and do not have any reason to believe otherwise.

I declare that the statements made herein, to the best of my knowledge and belief, are true, correct, and complete.

Signed

[insert name of CPA or attorney, as applicable], [insert title, "CPA" or "Attorney", as applicable]

Dated: *[insert date]*

8 Processing Payments

A Issuing Payments

Payments will be issued to eligible producers in an amount equal to the crop's expected value multiplied by the WHIP+ percentage minus the actual value minus the producer's indemnity or NAP payment, minus any secondary use or salvage value.

Payments may be issued to:

- eligible producers with a permanent TIN
- the individual members of a joint venture, using the individual member's TIN, when the joint venture does not have a permanent TIN.

Note: General partnerships must have a TIN.

B Assigning Payments

Payments may be assigned according to 63-FI. To assign payments, producers must:

- complete either CCC-36 or CCC-37
- submit the request to the administrative County Office.

9 Administrative Offset and Bankruptcy

A Administrative Offset

Payments are subject to administrative offset.

B Bankruptcy

Bankruptcy status does not impact a producer from requesting benefits.

Contact the OGC Regional Attorney for guidance on all bankruptcy cases involving requests for benefits.

10 Conservation Compliance

A Applying Provisions

Program participants are subject to the applicable 6-CP conservation compliance provisions.

It is **not** necessary to delay issuing payments pending NRCS' HEL or wetland determinations. AD-1026 requires producers to refund program payments if an NRCS determination results in the discovery of HELC/WC violation.

11 Adjusted Gross Income

A Average AGI Limitation

--The \$900,000 AGI provisions in 5-PL, Part 6 are not applicable.--

12 Appeals of FSA Determinations

A Producer Rights on Appealable Determinations

Participants have the right to appeal when FSA has issued a determination on an application for benefits and there is a question of fact or when there is some dispute as to the correct application of a rule, regulation, or generally applicable provision regarding that application. Follow 1-APP for appealable determinations.

B Nonappealable Matters

The following are not decisions but are rather program matters that are not subject to individual appeals according to 1-APP:

- responses to inquiries about eligibility
- eligibility criteria
- signature requirements
- payment calculations.
- minimum county disaster yield
- deadlines.

Note: If an application is filed and a decision is made on that application, that decision or extent of eligibility decision is subject to appeal rights at 1-APP.

13 Misrepresentation, Scheme, or Device

A Impact or Ramification of Misrepresentation, Scheme, or Device

A person is ineligible to receive assistance under this part for the crop year plus 2 subsequent crop years if it is determined by STC, COC, or an official of FSA that the person has:

- adopted any scheme or other device that tends to defeat the purpose of a program operated under this part
- made any fraudulent representation with respect to such program
- misrepresented any fact affecting a program determination.

13 Misrepresentation, Scheme, or Device (Continued)**B Other Amounts Owed**

If FSA determines that a violation according to subparagraph A occurs, the person or persons are liable for both of the following:

- refunds with applicable interest from date of disbursement of all amounts paid by CCC to any such person or persons, applicable to the crop year in which a violation of this part occurs as well as the 2 subsequent crop years
- sanctions will apply to the specific person or legal entity and all other interests the person or legal entity has and other entities or joint ventures for all crops, all units in all administrative counties, and all States.

C Joint and Several Liability

All producers sharing in payments are jointly and severally liable to refund any unearned payments.

14 NEPA Requirements**A Background**

NEPA requires that Federal agencies must consider all potential environmental impacts before implementing activities that have the potential to significantly impact the human environment; all environmental processes must be fully completed before an action can be approved; and agencies must consult with and obtain comments from Federal agencies that manage or have expertise about resources that are potentially affected. FSA's environmental compliance program mission is to use all practicable means to ensure FSA compliance with all applicable environmental laws, regulations, and procedures. FSA uses an environmental review process to determine the appropriate level of NEPA analysis and documentation required.

B Programmatic Determination of Environment Compliance

The National Office has determined that all applicable environmental review requirements are met for the program. FSA-850 has been completed for nationwide applications, and County Offices are not required to complete or file FSA-850.

15 FSA-770 WHIP+, Wildfires and Hurricanes Indemnity Program Checklist

A Overview

FSA-770 has been developed to assist County Offices to ensure that payments are issued properly. It may be used to determine if program policies and procedures are being followed before issuing payments and to fulfill the 2nd party review requirements according to paragraph 4.

B Completing FSA-770 WHIP+

Complete FSA-770 WHIP+ according to the following.

Item	Instructions
1	Enter producer's name.
2	Enter applicable State name.
3	Enter the County Office name that is completing FSA-770 WHIP+.
4-8	Check "YES", "NO", or "N/A", as applicable for each entry.
9A through 9H	An employee that initials 1 or more items from 4 through 8 must certify by signing as preparer and entering date of signature.
10 A, B and C	<p>Important: Complete if FSA-770 WHIP+ is selected for spot check. If FSA-770 WHIP+ is selected for spot check, CED or designated representative must certify:</p> <ul style="list-style-type: none"> • Item 10A by checking "Concur" or "Do Not Concur" accordingly if FSA-770 WHIP+ items have been verified and completed • Item 10B by signing • Item 10C by entering date of signature.
11 A, B and C	<p>Important: Complete if FSA-770 WHIP+ is selected for spot check. If FSA-770 WHIP+ is selected for spot check, DD or designated representative must certify:</p> <ul style="list-style-type: none"> • Item 10A by checking "Concur" or "Do Not Concur" accordingly if FSA-770 WHIP+ items have been verified and completed • Item 10B by signing • Item 10C by entering date of signature.
12	Enter any remarks that may explain special circumstances or explanations for items checked "NO".

15 FSA-770 WHIP+, Wildfires and Hurricanes Indemnity Program Checklist (Continued)

C Example of FSA-770 WHIP+

Following is an example of FSA-770 WHIP+.

This form is available electronically.

FSA-770 WHIP+ (08-29-19) U.S. DEPARTMENT OF AGRICULTURE Farm Service Agency WHIP+ CHECKLIST	1. Participant Name			
	2. State Name			
	3. County Office Name			
Office Staff Actions:	Handbook or Other Applicable References	YES	NO	N/A
4. WHIP+ APPLICATION				
A. Was the FSA-894 filed timely?	2-WHIP, Paragraph 3, Exhibit 4	<input type="checkbox"/>	<input type="checkbox"/>	<input type="checkbox"/>
B. Has the FSA-894 been signed by a person or legal entity who has signature authority on file (if the person is signing in a representative capacity) and a COC Signature in Item 63A?	1-CM (Rev. 3), Part 25	<input type="checkbox"/>	<input type="checkbox"/>	<input type="checkbox"/>
C. Has COC determined the producer suffered a loss from a qualifying disaster event, and is it documented in the COC minutes?	2-WHIP, Paragraph 30	<input type="checkbox"/>	<input type="checkbox"/>	<input type="checkbox"/>
D. Have double cropping provisions been met, if applicable?	2-WHIP, Paragraph 90, 2-CP, Paragraph 40	<input type="checkbox"/>	<input type="checkbox"/>	<input type="checkbox"/>
E. Are the correct acres, shares, and producer of record on the application?	2-WHIP, Paragraphs 90 and 119	<input type="checkbox"/>	<input type="checkbox"/>	<input type="checkbox"/>
5. PRODUCTION				
A. Have production records been timely submitted and date stamped by the county office?	2-WHIP, Paragraph 110	<input type="checkbox"/>	<input type="checkbox"/>	<input type="checkbox"/>
B. Has all supporting documentation been provided, reviewed and documented in the COC minutes before FSA-894 approval?	2-WHIP, Parts 2,4, and 6	<input type="checkbox"/>	<input type="checkbox"/>	<input type="checkbox"/>
C. For value loss crops, were records determined reasonable by the COC and documented in the COC minutes?	2-WHIP, Paragraph 160	<input type="checkbox"/>	<input type="checkbox"/>	<input type="checkbox"/>
6. TREES/BUSHES/VINES				
A. Has the producer provided counts for damaged and destroyed tree/bush/vines, and did COC determine they are within reason?	2-WHIP, Paragraph 144	<input type="checkbox"/>	<input type="checkbox"/>	<input type="checkbox"/>
B. Is the correct stage identified on the application?	2-WHIP, Paragraph 141	<input type="checkbox"/>	<input type="checkbox"/>	<input type="checkbox"/>
7. ELIGIBILITY				
A. Are acceptable CCC-902 and associated CCC-903 determinations on file?	5 PL, Paragraph 41 and Subparagraph 326B	<input type="checkbox"/>	<input type="checkbox"/>	<input type="checkbox"/>
B. Has the producer indicated where the crop unit was affected?	2-WHIP, Paragraphs 90 and 144	<input type="checkbox"/>	<input type="checkbox"/>	<input type="checkbox"/>
C. Has the FSA-578 Report of Acreage been filed and signed by the participant for the entire unit, including acreage of all crops in the pay group? Note: Acreage reports are acceptable for WHIP+ purposes only if they do not meet 2-CP late filed provisions. CCC-409s and late filed fees will only be collected for those crops meeting late filed provisions.	2-WHIP, Paragraphs 31 and 90 2-CP	<input type="checkbox"/>	<input type="checkbox"/>	<input type="checkbox"/>

In accordance with Federal civil rights law and U.S. Department of Agriculture (USDA) civil rights regulations and policies, the USDA, its Agencies, offices, and employees, and institutions participating in or administering USDA programs are prohibited from discriminating based on race, color, national origin, religion, sex, gender identity (including gender expression), sexual orientation, disability, age, marital status, family/parental status, income derived from a public assistance program, political beliefs, or reprisal or retaliation for prior civil rights activity, in any program or activity conducted or funded by USDA (not all bases apply to all programs). Remedies and complaint filing deadlines vary by program or incident.

Persons with disabilities who require alternative means of communication for program information (e.g., Braille, large print, audiotape, American Sign Language, etc.) should contact the responsible Agency or USDA's TARGET Center at (202) 720-2600 (voice and TTY) or contact USDA through the Federal Relay Service at (800) 877-8339. Additionally, program information may be made available in languages other than English.

To file a program discrimination complaint, complete the USDA Program Discrimination Complaint Form, AD-3027, found online at http://www.ascr.usda.gov/complaint_filing_cust.html and at any USDA office or write a letter addressed to USDA and provide in the letter all of the information requested in the form. To request a copy of the complaint form, call (866) 632-9992. Submit your completed form or letter to USDA by: (1) mail: U.S. Department of Agriculture Office of the Assistant Secretary for Civil Rights 1400 Independence Avenue, SW Washington, D.C. 20250-9410; (2) fax: (202) 690-7442; or (3) email: program.intake@usda.gov. USDA is an equal opportunity provider, employer, and lender.

15 FSA-770 WHIP+, Wildfires and Hurricanes Indemnity Program Checklist (Continued)

C Example of FSA-770 WHIP+ (Continued)

FSA-770 WHIP+ (08-29-19)		Page 2 of 2		
Office Staff Actions:	Handbook or Other Applicable References	YES	NO	N/A
7. ELIGIBILITY (Continued)				
D. For acreage reports filed for WHIP+ purposes only, was evidence of existence or disposition provided and documented in the COC minutes?	2-WHIP, Paragraph 90 and 2-CP, Paragraph 27	<input type="checkbox"/>	<input type="checkbox"/>	<input type="checkbox"/>
E. If the FSA-892 was signed and verified, was the proper payment limitation flag and amount set in subsidiary for the 2019 program year? Note: For entities, a FSA-896 is required for both entity and members/stockholders. The FSA-211 cannot be used to execute a FSA-896.	2-WHIP, Paragraph 7, Exhibit 5	<input type="checkbox"/>	<input type="checkbox"/>	
F. Has the participant and affiliated persons filed the required AD-1026, and has the eligibility information been recorded in subsidiary?	2-WHIP, Paragraph 10 6-CP (Rev 4), Part 3	<input type="checkbox"/>	<input type="checkbox"/>	
G. Has the producer completed the FSA-895 to acknowledge the crop insurance and/or NAP linkage requirement?	2-WHIP, Paragraph 33 Exhibit 7	<input type="checkbox"/>	<input type="checkbox"/>	
8. PAYMENT				
A. Is the County Disaster Yield (CDY) available and approved in the applicable 2018, 2019 and/or 2020 NCT?	2-WHIP, Paragraph 64	<input type="checkbox"/>	<input type="checkbox"/>	<input type="checkbox"/>
B. For production records not considered verifiable and/or reliable, did the COC properly assign the higher of the producer's certified production or the STC approved CDY?	2-WHIP, Paragraphs 110 and 115	<input type="checkbox"/>	<input type="checkbox"/>	<input type="checkbox"/>
C. Have all COC actions been recorded on the FSA-894 and included in the COC minutes?	2-WHIP, Paragraphs 4 and 113	<input type="checkbox"/>	<input type="checkbox"/>	
D. Have the first 5 applications for each employee been reviewed by a State Office Representative?	2-WHIP, Paragraph 4	<input type="checkbox"/>	<input type="checkbox"/>	
9. CERTIFICATION				
<i>I, the undersigned, certify the above items have been verified or updated accordingly.</i>				
9A. Signature of Preparer	9B. Date (MM-DD-YYYY)	9C. Signature of Preparer	9D. Date (MM-DD-YYYY)	
9E. Signature of Preparer	9F. Date (MM-DD-YYYY)	9G. Signature of Preparer	9H. Date (MM-DD-YYYY)	
10A. I concur/do not concur the above items have been verified and updated accordingly: <input type="checkbox"/> Concur <input type="checkbox"/> Do Not Concur				
10B. CED Signature for Spotcheck			10C. Date (MM-DD-YYYY)	
11A. I concur/do not concur the above items have been verified and updated accordingly: <input type="checkbox"/> Concur <input type="checkbox"/> Do Not Concur				
11B. DD/State Office Representative Signature for Spotcheck			11C. Date (MM-DD-YYYY)	
12. Remarks				

16-29 (Reserved)

Part 2 Eligibility

30 WHIP+ Eligibility

A Overview

Assistance is available for crops, trees, bushes and vines that suffered a loss due to a qualifying disaster event.

B Qualifying Disaster Event

Qualifying disaster event is a named hurricane, including Hurricanes Michael and Florence, flooding, snowstorm, tornado, typhoon, volcanic activity, or a wildfire that occurred in the 2018 or 2019 calendar years. There may be qualifying events in both 2018 and 2019.

Qualifying disaster events and related conditions include but are not limited to those listed in this table.

Eligible Cause of Loss	Related Conditions
flooding	<ul style="list-style-type: none"> • *--silt/debris--* * * *
hurricanes	<ul style="list-style-type: none"> • excessive wind • excessive rain • flooding • storm surges • tornado • tropical storm • tropical depression
snowstorm	<ul style="list-style-type: none"> • blizzard
tornado	<ul style="list-style-type: none"> • excessive wind * * *
typhoon	<ul style="list-style-type: none"> • hurricane • excessive wind • excessive rain • flooding • storm surges • tornado • tropical storm • tropical depression
volcanic activity	<ul style="list-style-type: none"> • ash • fire • vog • lava • earthquake
wildfires	<ul style="list-style-type: none"> * * * • heavy smoke

Note: The list of related conditions is not all inclusive, COC can approve additional related conditions if it determines the disaster event was directly caused by the flooding, hurricane, snowstorm, tornado, typhoon, volcanic activity, or wildfire.

30 WHIP+ Eligibility (Continued)

*--C Related Conditions

Related conditions occur as a result of a flooding, hurricane, snowstorm, tornado, typhoon, volcanic activity, or wildfire. Related condition must be something that occurred concurrent to the timing of the disaster.--*

Example 1: A named hurricane makes landfall, becomes a tropical storm, later a tropical depression. The areas affected by the tropical storm and tropical depression would be eligible.

Example 2: A tropical storm intensifies to become a named hurricane. The named hurricane's path later becomes a tropical storm and a tropical depression. Only losses from the named hurricane and the subsequent tropical storm and subsequent tropical depression would be eligible.

*--**Example 3:** A wildfire occurred in September. Subsequent rains caused a mudslide in November which destroyed the crop. The mudslide is not a related condition of the wildfire and therefore the loss is not eligible.

Example 4: Saturated ground, or excessive moisture resulting from the spring melting of a winter snowstorm, is not a related condition and is not therefore eligible.--*

D Qualifying Loss

If the crop suffered a loss due to a qualifying disaster event:

- all acreage in the unit (for all crops within the pay grouping) is eligible
- other eligible causes are included when determining a loss
- determination should be made on a case-by-case basis in the COC minutes.

30 WHIP+ Eligibility (Continued)**E Other Eligible Causes of Loss**

Other eligible causes of loss are defined in 1-NAP (Rev. 2) and include:

- damaging weather, including but **not** limited to drought, hail, excessive moisture, freeze, excessive wind, insufficient chill hours, or any combination thereof
- adverse natural occurrences, such as earthquake, flood, volcanic eruption, or any combination thereof
- related conditions, including but **not** limited to heat, insect infestation, disease, or insufficient chill hours that occur because of an adverse natural occurrence or damaging weather.

Note: Damaging weather or adverse natural occurrence **must** have occurred for a related condition to be an eligible cause of loss.

Example: A 100-acre unit is affected by excessive rain and high winds. An eligible crop suffered flood damage on 50 acres. The remaining 50 acres of the unit were affected by hurricane (qualifying loss). Since part of the unit was affected by a qualifying disaster (hurricane), the remaining 50 acres of the unit for all crops within the pay code, pay crop grouping are eligible based on the other eligible cause of loss.

30 WHIP+ Eligibility (Continued)**F Ineligible Causes of Loss**

Ineligible causes of loss include losses that are **not** the result of an eligible disaster, including but not limited to, the following:

- drifting herbicides
- failure to reseed or replant to the same crop in the county before the final planting date
- losses during storage
- losses initiated after harvest or because of conditions occurring outside the applicable crop year growing season
- losses **not** the result of disaster
- losses to crops not intended for harvest in the applicable crop year
- lack of good farming practices
- wildlife.

Note: Wildlife damage is considered an eligible cause of loss for insureds but not for NAP coverage or uninsured participants.

G Assigning Production for Ineligible Causes of Loss

COC will assign production according to paragraph 113 for the ineligible portion of the loss if the loss was not entirely because of an eligible cause.

30 WHIP+ Eligibility (Continued)

H Eligible States/Counties

WHIP+ is available to eligible producers in:

- Presidential declared and Secretarial designated primary counties for qualifying disaster events, listed in subparagraph B

A current listing of Presidential declared and Secretarial designated primary counties can be found on the FSA Disaster Designation site at <https://www.fsa.usda.gov/programs-and-services/disaster-assistance-program/disaster-designation-information/index>

- any county not listed as a primary county with a Presidential declaration or a Secretarial designation will require the producer to provide documentation to COC satisfaction showing the loss was due to a 2018 or 2019 qualifying disaster event or related condition.

Notes: Producers in any of the declared counties must certify that they had losses due to the qualifying disaster event.

For flooding, snowstorm, tornado, typhoon, volcanic activity and wildfire losses, producers in any State and county may apply. However, COC must concur that the loss was a result of a qualifying disaster event.

I Year of Loss

For insured and NAP-covered crops, the year of loss for benefits is determined based on the coverage period in effect on the date of the disaster event.

For uninsured crops, when no coverage period is applicable, the year of loss is the crop year for the crop in the field on the date of the disaster event.

Example: Insured wine grapes were harvested August 31, 2018. The 2019 crop insurance coverage period for grapes began the day after harvest was complete. The grape vine is not insurable.

Wildfires occurred October 15, 2018, and destroyed 50 percent of the vines. Since the 2019 coverage period for grapes began on September 1, 2018, the year of crop loss for the affected grapes is 2019 (the coverage period in effect on the date of the disaster). However, the year of loss for the affected vines (having no coverage period) is 2018.

31 Producer Eligibility

A Definition of Eligible Producer

Eligible producer means, in addition to other eligibility requirements as may apply, an individual or legal entity that assumes the ownership share and risk in the crop, production, and market risk associated with the agricultural production of crops on the farm and is any of the following:

- a United States citizen
- resident alien; for purposes of this part, resident alien means “lawful alien”
- a partnership of citizens of the United States
- a corporation, limited liability company, or other organizational structure organized under State law.

Notes: Landowners, landlords, tenants, contract growers, or anyone else not having both a share of the risk and a valid claim of share ownership of a crop are ineligible for assistance for that crop.

B Verifying Producer Eligibility

Producers must be able to show, with verifiable evidence, that the producer had a valid ownership share and risk in the crop produced and control of the crop acreage on which the commodity was grown at the time of the disaster. For persons or legal entities producing a crop under a grower’s contract or a Community Supported Agriculture Agreement, a copy of the contract or agreement must be provided.

Applicants certifying to having a claim to a share of payments are subject to spot check. If agreements or contracts are discovered to show a grower did not have a valid claim to a share of a crop for which assistance was claimed, payments must be returned.

31 Producer Eligibility (Continued)**B Verifying Producer Eligibility (Continued)**

COC will review on a case-by-case basis, leases, rental agreements, and other written statements documenting verbal agreements, the review **must** determine the amount of interest and risk in the production for the lessor or lessee. For a crop grown under contract, 1 of the following must be obtained, as determined by COC:

- copies of signed written leases or written agreements
- copies of signed rental agreements
- copies of other legal documents showing land ownership or control
- statement signed by landowner that producer had control of the acreage
- statement signed by operator or producer that producer had control of the acreage on a farm.

Note: Provided lease or rental arrangements must exist before the date of disaster and be reviewed by COC. Any negotiation, agreement, or performance of parties to a rental or lease arrangement after the date of disaster will have no bearing on the question of eligible producer.

If there is any question that the documentation submitted does not clearly authorize the representative to sign, the County Office will forward a copy of the application form signed by the representative together with a copy of the documentation submitted in support of the signature to the Regional Attorney.

If an application involving a deceased individual or closed estate is determined to have been signed by an authorized individual:

- payments will be issued using the TIN of the eligible individual or individual's estate, as applicable
- payments may be issued in the name of the heirs, based on OGC's determination, according to 1-CM.

31 Producer Eligibility (Continued)**B Verifying Producer Eligibility (Continued)**

If a producer is a general partnership or joint venture that was dissolved, all members of the general partnership or joint venture at the time of dissolution, or their representatives must sign the application and required forms.

Note: Only 1 application will be submitted for the partnership or joint venture; however, all members must sign the application.

If a producer's crop claim was denied by NAP or RMA, the crop is not eligible for WHIP+. The following are examples of NAP or RMA denied claims that may never the less be eligible for payment.

Example 1 - RMA denied a loss claim for a crop because of an ineligible cause of loss. After talking with the producer, the producer was able to provide reasonable documentation to COC satisfaction that the crop was eligible. The loss is loaded as an uninsured loss.

Example 2 - RMA denied a loss claim because of an ineligible cause of loss. After talking with the producer, the producer did not provide additional documentation to the COC. It was determined that the crop is not eligible.

Example 3 - A NAP producer's application for payment was disapproved because the NAP notice of loss was late-filed and disapproved by COC. In this example, the producer may be eligible for program benefits.

COC must thoroughly document in the COC minutes each application that is approved and each application that has:

- a "DC" (Denied Claim) code on the WHIPIR
- a disapproved Notice of Loss
- a disapproved Application for Payment.

31 Producer Eligibility (Continued)

C Deceased, Missing, or Incompetent Producers and Dissolved Entities

See 1-CM for guidance about deceased, missing, or incompetent producers and dissolved entities.

D Change in Crop Ownership

A producer who lost control or ownership interest of a disaster-affected crop during the growing season is ineligible.

Persons or legal entities who assume interest and ownership share through a transfer of indemnity for insured crops or transfers of coverage for NAP crops may assume WHIP+ program eligibility.

31 Producer Eligibility (Continued)**E Acreage Reporting**

Producers are required to file an acreage report for all crops for which they are requesting benefits.

Note: Any crop affected by a qualifying disaster event triggers all crops within the pay grouping.

Acreage reports may be any of the following:

- already be on file according to 2-CP
- be late-filed according to 2-CP
- be submitted **for WHIP+ purposes only.**

For acreage reports filed for **WHIP+ purposes only:**

- producers must show evidence of existence or disposition of the crop to support the acreage report

Notes: Follow policy in 2-CP for acceptable evidence of existence or disposition of the crop.

COC's are responsible for determining reasonableness of acreage based on the evidence provided.

- producers will sign FSA-578 submitting reported acreage
- County Offices will load reported acreage in CARS but will **not** certify in the system.

Note: If farm records are not established, County Offices will establish CRM Farm Records according to 10-CM, 3-CM, 1-GIS, and CRM Farm Records Work Instructions before starting an application. Requests for farm replication for prior years must be submitted to State Offices, as applicable.

31 **Producer Eligibility (Continued)****F RMA Exemptions**

RMA has exemptions that allow a person to insure another person's interest in the crop. When verifying producer eligibility (ownership share and risk in the crop) these exemptions apply to WHIP+.

An individual/entity cannot claim to have an interest in land/crop to FSA and claim to have the same interest in the same land/crop as a different individual/entity to RMA unless 1 of the following RMA exemptions is met:

- **Husband/Wife** - Either spouse may insure all interest in the crop under 1 policy. A husband and wife have an interest in each other; therefore, a spouse can insure all of the land interests of the other spouse, unless proven to be legally separated.
- **Landlord/Tenant** - Either the landlord or tenant may insure both parties' share with the permission of the other party.
- **Revocable Trust** - An individual beneficiary's or grantor's TIN is used to insure the entire interest of the revocable trust.
- **Joint Venture** - If EIN has been established for a joint venture, it must be used and reported to RMA. However, if the joint venture does **not** have EIN, 1 of the member's TIN is used to insure the entire interest of the joint venture with all members agreeing and signing the policy.
- **Doing Business As (DBA)** – A producer with a TIN for DBA with only the individual as sole proprietor can insure using either the DBA's TIN or the individual's TIN. If the DBA has SBI other than the individual, then the DBA is not eligible for the exception.
- **Transfer of Coverage and Right to an indemnity** – A producer's share is insured under a policy purchase by another individual that transfers the insurance coverage to the producer. The original insured individual (transferor) transfers the insurance coverage to another person (transferee).

Note: This does not include name, TIN, or entity structure differences.

Exception: Marital or legal name changes.

For any of the RMA exemptions to be met, the producer must be listed as an SBI on the crop insurance policy (unless SBI is less than 10 percent).

32 Crop Eligibility

A Eligible Crop

Eligible crops include the following:

- crops for which Federal crop insurance is available
- crops eligible for NAP according to 1-NAP (Rev. 2).

Note: Exhibit 11 contains RMA data from the WHIP Information Report to assist with completing a WHIP+ application for insured crops.

Eligible crops are crops that are planted or prevented from being planted, according to 2-CP, with the intent of harvest.

Note: There are some restrictions on 2019 insured crops according to paragraph 91.

B Ineligible Crops

Ineligible crops include crops intended for grazing, and volunteer crops as defined in 2-CP, subparagraph 39 A.

--2019 insured crops with a final planting date on or after January 1, 2019, are not eligible.--

* * *

32 Crop Eligibility (Continued)**C Eligible Trees, Bushes, and Vines**

WHIP+ uses the same definition for trees, bushes and vines used in TAP. See paragraph 140.

Tree means a tall, woody plant having comparatively great height, a single trunk from which an annual crop is produced for commercial purposes, such as a maple tree for syrup, papaya tree, or orchard tree.

Bush means a low, branching, woody plant from which, at maturity of the bush, an annual fruit or vegetable crop is produced for commercial purposes, such as a blueberry bush. The definition does not cover plants that produce a bush after the normal crop is harvested such as asparagus.

Vine means a perennial plant grown in the field under normal conditions from which an annual fruit crop is produced for commercial market for human consumption, such as grape, kiwi, or passion fruit that has a flexible stem supported by climbing, twining, or creeping along a surface.

Note: Perennials that are normally propagated as annuals, biennials such as strawberries, and annuals such as pumpkins, squash, cucumbers, watermelon, and other melons, are excluded from the term vine under WHIP+.

D Ineligible Trees, Bushes, and Vines

The following are examples of ineligible trees, bushes, and vines not eligible:

- trees grown for pulp or timber
- other trees, bushes, or vines not grown for commercial production of annual crops
- cucurbits (such as cucumbers, pumpkins, watermelons), and pineapple.
- nursery crops.

Note: Nursery crops are included as eligible crops; however, nursery is not eligible under the tree bush and vine provisions.

33 Linkage Requirement

A Rule

As a condition of payment eligibility, producers must obtain crop insurance or NAP, as applicable, on the crop. Crop insurance or NAP must be obtained for the first 2 available consecutive crop years with respect to which crop insurance or NAP coverage is available after the enrollment period ends, but no later than the 2023 crop year according to the following table.

Note: Linkage does not apply to trees insured under an RMA tree policy.

The definition of 2 consecutive crop years is 2022 and 2023 for all crops.

Use the table below to determine the level of coverage a producer needs to obtain to meet linkage.

IF the producer has received WHIP+ benefits on...	THEN for linkage, the producer is required to obtain...
an insurable crop, tree, bush or vine	crop insurance at a level of 60/100 or equivalent, if available.
on a NAP eligible crop, tree, bush or vine	NAP coverage at a level of 60/100 or equivalent, if available, including paying the administrative fee and filing an annual acreage report. Exception: If a producer is ineligible to receive a NAP payment due to AGI, they must purchase WFRP at the 60/100 coverage level or equivalent, if qualified to purchase.
if AGI is exceeded for NAP and cannot meet WFRP eligibility	NAP coverage at a level of 60/100 or equivalent, if available, including the administrative fee and filing an annual acreage report.

If program benefits were received on:

- a NAP crop and crop insurance becomes available for this crop in a linkage year, the producer is required to obtain crop insurance at a level of coverage at 60/100 or equivalent.
- an insured crop and crop insurance is **not** available for this crop in a linkage year, the producer is required to obtain NAP coverage at a level of 60/100 or equivalent, including paying the administrative fee and filing an annual acreage report
- a crop that is no longer eligible for NAP or crop insurance, the producer is required to obtain WFRP.

33 Linkage Requirement (Continued)**A Rule (Continued)**

If the linkage requirement is not met, the producer will be required to refund benefits for the crop, plus interest.

The linkage requirement applies to the producer's interest in the crop (specifically receiving benefits) in the county where the crop was physically planted or prevented planted.

If an applicant or entity quits farming, dissolves, or a member leaves an entity and now farms under a different TIN, linkage can be met for the applicant if the majority share of the persons receiving a WHIP+ payment met linkage.

Producers must complete FSA-895 at the time of application acknowledging the crop insurance and/or NAP linkage requirement.

See Exhibit 5 for completion instructions and an example of FSA-895.

Example 1:

Administrative County A covers 2 physical counties (County A and County B). An approved applicant physically grew an uninsured commodity only in County A during the disaster year. Crop insurance linkage applies to County A. The producer is not required to purchase crop insurance for County B.

Example 2:

Administrative County A covers 2 physical counties (County A and County B). An approved applicant physically grew an uninsured commodity in both counties. Crop insurance linkage applies to both County A and County B.

Example 3:

An approved applicant grew an uninsured commodity in County A, and also grew the same commodity in County B during the disaster year. County A and County B are separate administrative counties. The producer received assistance for a loss only in County A. Crop insurance linkage applies to County A.

33 Linkage Requirement (Continued)**A Rule (Continued)****Example 4:**

Q. What happens if the applicant or entity quits farming?

A producer applied for WHIP+ and received a benefit in 2019 for a loss on his insured cotton in the 2018 crop year. WHIP+ policy requires that the producer is required to purchase crop insurance for the next 2 available crops years. However, before the next available closing date to purchase insurance, the producer retires from farming. Since the producer will no longer be farming, he will not have to meet the linkage requirement.

Example 5:

Q. What happens if an entity dissolves completely?

ABC Farms, LLC incurred a loss in 2018 on its insured peanut crop due to a hurricane. The entity applied for WHIP+ and received a benefit. WHIP+ policy requires ABC Farms, LLC to purchase crop insurance for the next 2 available crops years. ABC Farms, LLC obtains insurance coverage for the 2020 crop year. At the end of the harvest season in 2020, the members decide to dissolve the entity. ABC Farms, LLC will no longer be in existence and is not required to purchase insurance for peanuts in 2021 for linkage purposes.

Example 6:

Q. How do we handle a member of an entity that leaves the entity and now farms on their own using a different TIN?

ABCD Farms, LLC consisted of 4 members with each having a 25 percent share of ownership in the entity. The entity incurred a loss in 2018 on its insured corn crop due to a hurricane and received a WHIP+ benefit in 2019. In 2020, member A decides to leave the entity and farm as an individual for 2021. The remaining members continue to operate the entity. The entity is required to meet the linkage. The former member A, farming as an individual, is not required to obtain insurance coverage for ABCD, LLC's linkage requirement.

33 Linkage Requirement (Continued)**A Rule (Continued)****Example 7 (Trees):**

A producer has two blocks of navel oranges in Polk County, Florida. The producer suffered a qualifying disaster event. The trees located on Block A are Stage III and 13 years old. The trees located on Block B are Stage I and 2 years old. Trees that are younger than 5 years old are not insurable because they do not meet the yield requirement for the fruit crop. The Stage III trees located on Block A that are 13 years old are insurable and received a WHIP+ payment due to the losses on the navel oranges. The trees on Block B that are 2 years old are uninsurable and ineligible for a WHIP+ payment. The producer will need to meet the linkage requirement for the navel oranges based on pay grouping and physical location.

Example 8 (Trees):

A producer has Stage I avocado trees in Ventura, California. The producer suffered a qualifying disaster event due to losses on the avocado crops and avocado trees. The avocado crop is uninsurable because it does not meet the yield threshold set by RMA. The avocado tree is insurable. The avocado trees are eligible for a WHIP+ disaster payment. The producer will need to meet linkage for the avocado trees based on pay grouping and physical location.

33 Linkage Requirement (Continued)**B Linkage Within a Pay Group**

Linkage will apply to each crop, type, intended use, and planting period, if applicable, listed on the approved application.

Example 1:

If dry edible kidney, navy, and pinto beans are in the same pay group, but the producer only grew navy and pinto beans during the disaster year, then linkage would:

- apply to navy and pinto beans
- **not** apply to kidney beans.

However, the producer may have to purchase a dry edible bean policy to obtain coverage on navy and pinto beans. That policy may also cover kidney beans since it is part of the same RMA crop policy, even though linkage would not be applicable to that type.

Example 2:

If there are 3 planting periods established for a crop and the producer experiences a loss during planting period 3, linkage will apply only to planting period 3.

If a producer planted a crop in planting period 2 and planting period 3 but only received WHIP+ benefits for the crop planted in planting period 3, linkage would only apply to the crop in planting period 3.

33 Linkage Requirement (Continued)

C Linkage Years

Linkage must be obtained at the 60-100 level for the first 2 consecutive years after the enrollment period ends but not to exceed the 2023 crop year. The definition of the 2 consecutive years is 2022 and 2023 for all crops. * * *

*--If the linkage requirement is not met in the 2022 and 2023 crop years, the producer will receive a letter requesting a refund of WHIP+ benefits. If a producer obtained sufficient coverage in prior years, they may request an exception to the 2022 and 2023 crop years. Any exception will be reviewed on a case-by-case basis. The following are possible **exceptions** to the 2022 and 2023 linkage requirement:

Exception Example 1: A producer has received a WHIP+ benefit in 2019 for a loss to rice in the 2018 crop year. Rice is an insurable crop in the county where the crop was planted. The producer purchased insurance at the 60/100 coverage level for 2019.

Exception Example 2: A producer has received a WHIP+ benefit in 2019 for a loss to rice in the 2018 crop year. Rice is an insurable crop in the county where the crop was planted. The producer missed the sign-up period to purchase insurance at the 60/100 coverage level for 2019 for rice. The producer purchased coverage at the 60/100 level in both 2020 and 2021.

All producers and all crops will be subject to verification of proper crop insurance requirements. For crops that received payments and are no longer insurable or are unable to obtain NAP, the producer must obtain WFRP.--*

33 Linkage Requirement (Continued)

D NAP Coverage

To meet the linkage requirement for NAP eligible crops, as provided in subparagraph 33 A, the producer must:

- file CCC-471 and obtaining NAP coverage at a level of 60/100 or equivalent, including paying the applicable administrative fee
- file an acreage report.

Note: Paying a NAP administrative fee alone, without filing an acreage report will not meet the linkage requirement.

E Federal Crop Insurance Coverage

Crop insurance policies reinsured by FCIC, including WFRP and written agreements, will meet the linkage requirement if the coverage level is at least 60/100 or equivalent.

See subparagraph 32 A for the definition of insured crops.

33 Linkage Requirement (Continued)

F Refund of Disaster Assistance

* * *

Participants not meeting linkage requirements will repay the amount of the benefit for the crop not meeting linkage plus applicable interest. The County Office will immediately notify the producer in writing of the noncompliance.

The notification letter will include the following:

- notification that the participant did not comply with FSA-895
- date FSA-895 was signed
- the dollar amount to be refunded, plus interest
- applicable appeal rights according to 1-APP.

G Meritorious Cases

There will be no exceptions or waivers. Participants have applied acknowledging that they must refund the benefit received plus interest for the crop if insurance or NAP coverage as applicable is not purchased.

33 Linkage Requirement (Continued)**H Producers Indebted to FCIC**

According to RMA guidelines, producers indebted to FCIC are unable to purchase crop insurance until the debt is satisfied. For WHIP+, a producer indebted to FCIC is considered eligible to receive benefits, provided the linkage requirements are met. It is the producer's responsibility to satisfy the debt so crop insurance can be purchased.

Example: A producer could not obtain crop insurance because of an existing debt for a crop eligible for a WHIP+ payment. The producer is eligible for the WHIP+ payment. The producer must satisfy the debt, so crop insurance can be purchased for 2 consecutive crop years to meet the linkage requirement. If the debt is not satisfied in time for the producer to meet linkage by the end of 2023, the producer is ineligible and must refund all WHIP+ with interest.

34 Filing a Notice of Loss

A Requirement to File

Producers must file a Notice of Loss on all crops for which program benefits are being requested.

Producers may file a Notice of Loss for multiple events; however, due to software constraints, producers can only report 1 disaster event per crop. Choose 1 primary disaster event to load and document the additional event(s) in the “Remarks” section of the application.

For uninsured crops, the Notice of Loss will be provided by the producer on the application.

*--For NAP prevented planting crops, the approved CCC-576 will serve as the notice of loss (items 11-14 on CCC-576 are not required to be completed).

For insured and uninsured prevented planting crops, producers must file a notice of loss and complete items 11-14 on CCC-576.--*

If a Notice of Loss is on file for a qualifying event, a new Notice of Loss is not required.

IF the producer files a Notice of Loss for a qualifying disaster event and the Notice of Loss is...	AND...	THEN...
approved by RMA or NAP		another Notice of Loss is not required. The approved Notice of Loss will be used for WHIP+.
disapproved by RMA or NAP	and the Notice of Loss was determined to have not adversely affected the crop(s)	the disapproval will also apply for WHIP+.
	and the Notice of Loss was disapproved for any other reason (not due to the disaster event)	a Notice of Loss may be filed in FSA-894, Part A WHIP+ Application. Example: A NAP Notice of Loss for hurricane was disapproved because it was not timely filed. Since the Notice of Loss was disapproved because of timeliness, a Notice of Loss for hurricane may be filed.

35-59 (Reserved)

--60 NCT DATA*A Establishing Crop Data**

STC's are required to establish and approve crop data for use in the 2018, 2019, and/or 2020 NCT before program application and payment calculations can occur for all eligible applicants. All required crop data **must** be established as soon as possible to conduct signup.

B Required Crop Table Data

Crop data must be approved according to 1-NAP (Rev. 2) and loaded into NCT according to 3-NAP.

Crop data must first be loaded and approved for NAP in the applicable year's NCT. A separate ADHOC approval flag is available and required in the 2018, 2019, and 2020 NCT for the crop data to be used.

The following data elements in NCT will be required:

- all data elements required for the NCT record to be NAP State or National approved, such as unharvested payment factor, prevented planted factors, historical prices and yields as applicable, and average price, according to 1-NAP (Rev. 2) and 3-NAP

Exception: Tobacco crops which are insurable but not eligible for NAP, do not need to be NAP- approved in NCT to update the ADHOC approval flag.

- county disaster yield
- tree/bush/vine information
- State ADHOC approval.

Reminder: Insured crops that were not previously loaded, will require an approved NCT record.

Note: The requirement to establish a NAP record 120 days before the application date is waived.--*

***--61 Pay Groups**

A Background

The National Office provides two pay group files for processing on the NCT, the RMA pay group file, and the NAP pay group file. The “Pay Group” file is year-specific.

The RMA pay groups are comprised of the pay crop and pay type, and are established only for insurable crops using the RMA crop policies.

NAP pay crop and pay type values will be used when producers are covered by NAP or uninsured.

Exception: There are some situations where pay crop and pay type values differ by State and county, such as processing grapes in CA.

B Pay Crop Code

The pay crop code, similarly to the NAP pay crop code, is the code that identifies the crop for the specified crop, crop type, and/or intended use for payment purposes. The pay crop code for a crop may differ from the crop code found in 2-CP, paragraph 57 or Exhibit 10.

Example: Black eye pea codes are “0067” and “BLE” for the crop and type codes, respectively. For payment purposes, insured black eye peas with an intended use of seed will be paid as beans. While the NAP pay crop code for black eye peas is “0067”, the RMA pay crop code is “0047.”

Crop Name	Crop Code	Type Name	Type Code	Intended Use	NAP Pay Crop	NAP Pay Type	RMA Pay Crop	RMA Pay Type
Peas	0067	Black Eye	BLE	Seed	0067	002	0047	011

--*

***--61 Pay Groups (Continued)**

C Payment Type Code

The payment type code is the code that identifies how the types and intended uses for a specified crop will be grouped for payment purposes.

Crop Name	Crop Code	Type Name	Type Code	Intended Use	NAP Crop	NAP Pay Type	RMA Pay Crop	RMA Pay Type
Peas	0067	Black eye	BLE	Seed	0067	002	0047	011

Example: Black eye pea codes are “0067” and “BLE” for the crop and type codes, respectively. For payment purposes, insured black eye peas with an intended use of seed will be paid as beans. While the NAP pay type code for black eye peas intended for seed is “002”, the RMA pay code is “011”.--*

*--62 CDY in NCT

A Introduction

After CDY's are established according to paragraph 115, State Office users will load CDY in the applicable NCT records.

B CDY's

The 2017, 2018, 2019, and 2020 NCT is available to load the CDY for the crop, per crop year. CDY is only applicable to yield-based crops and is not applicable to value-loss crops.

For an NCT record to be approved, the CDY **must** be loaded for that record.

See the User Guide, paragraph 64 for examples of:

- loaded CDY's in NCT
- mass update CDY in NCT.--*

*--63 Tree Bush and Vine Data for NCT

A Introduction

Additional NCT crop data elements are needed for administering the tree, bush, and vine provisions:

- damage factor by State, crop, and growth stage
- price by State, crop, crop type, (for bushes and vines) and growth stage.

See the WHIP + User Guide, Part 8 for establishing damage factors and prices for tree, bush, and vine crops.

Note: Tree prices are established for the crop, while bush and vine prices may vary by crop and type. The NCT data must be updated at the crop type level.

B Tree, Bush, and Vine Damage Factors in NCT

The damage factor is a value assigned to the crop State-wide for each growth stage at the crop level. The tree, bush, and vine damage factor:

- may differ by stage, up to three stages
- within each stage must be the same value for the crop across counties within the State
- must be loaded for a minimum of two stages (I and II) to be approved
- within each stage is required in order to load a tree, bush, or vine price
- is not required to approve the record.

C Tree, Bush, and Vine Prices in NCT

The price is a value assigned to the crop State-wide for each growth stage at the crop **and type** level. The tree, bush, and vine price:

- may differ by stage, up to three stages
- follows the same numeric rules for other price data in the NCT according to 3- NAP
- does **not** have a price source
- requires that a damage factor be entered for the stage for a price to be approved
- must be the same value across counties within the State
- must be the same value for the crop and type within the State
- must be loaded for a minimum of two stages (I and II) to be approved
- is not required for record approval.--*

***--64 State Office NCT Process**

A Introduction

Follow 3-NAP, paragraph 18 for the State Office NCT process for loading crop data for both production-based and value loss crops. Additional NCT crop data elements are needed for administering the tree, bush, and vine provisions.

Tree, bush, and vine data will be included directly within the corresponding crop records in NCT. There are no separate crop codes for trees, bushes, and vines.

Example: Orange tree data is loaded in NCT within the applicable ORANGES (0023) crop record(s).

B Modifying a Record to Update Tree, Bush, and Vine Data

State Office users will load the tree, bush, or vine damage factor or price in NCT using the Modify Record functionality according to 3-NAP. When this data is loaded, the damage factor and price will automatically update for all counties in the State with NCT records for that crop for trees, and for that crop and type for bushes and vines.

Following is an example of a tree price and damage factors for Navel Oranges in Florida.

Tree/Bush/Vine		
Stage	Damage Factor	Price
I	0.84	10.34
II	0.65	39.25
III	0.44	49.79

Note: See the WHIP+ User Guide, paragraph 67 for ADHOC NCT Record Approval.--*

65-89 (Reserved)

Part 3 Eligible Acreage

90 WHIP+ Acreage

A Overview

WHIP+ program benefits are determined on an eligible crop(s) according to paragraph 32 and the completion of an accurate report of **total** acreage of that crop(s), including tree count, on FSA-578.

In addition to production-based crops, eligible acreage also includes:

- colonies for honey
- taps for maple syrup
- trees, bushes, and vines (Part 7)
- value loss crops (Part 8).

B Determining Eligible Acreage

Eligible acreage includes planted and prevented planting acreage of the:

- initial crop
- subsequent crop
 - if double cropping conditions are met according to 2-CP
 - multiple planting periods according to 1-NAP.

An FSA-578 is required including a delineated and completed current GIS standard map of disaster affected acres. A late-filed acreage report will be accepted and certified in CARS if it meets the provisions in 2-CP.

Note: For those FSA-578's that do not meet the late-filed provisions in 2-CP, acreage will be loaded into CARS, signed by the producer, but not certified in CARS. Acreage will be used for WHIP+ program purposes only and should be noted on the top of the FSA-578 "For WHIP+ Purposes Only". Revisions to "For WHIP+ Purposes Only" FSA-578's must meet provisions in 2-CP.

COC's have the authority to verify accuracy and/or reasonableness.

RMA will provide acreage for insured crops. **In cases where there is a discrepancy in RMA and FSA acreage, use the lesser of RMA or FSA insured acres.**

Note: Uninsurable/uninsured acreage reported to either or both RMA and/or FSA is not eligible if there is insured acreage.

90 WHIP+ Acreage (Continued)**C Eligible Acreage Examples****Example 1:**

A farm contains 80 acres of cotton. This farm is the only acreage in unit 512.

- 60 acres of cotton were not affected by wildfire in 2018
- 20 acres of cotton were affected by wildfire in 2018

Since a portion of unit 512 was adversely affected by a 2018 wildfire, the entire 80 acres in unit 512 are eligible for WHIP+ benefits.

Example 2:

A farm contains 80 acres of cotton. This farm is the only acreage in unit 512.

- 80 acres were affected by wildfire in 2018
- 80 acres were reported to FSA on the FSA-578
- 60 acres were insured by RMA

Since a portion of the unit was insured, only 60 acres are eligible. The additional 20 acres is not insured and **cannot** be considered as uninsured acres on the application. The production from the insured acreage is used in the loss calculation. See Part 6 for Determining Production.

90 WHIP+ Acreage (Continued)

D Ineligible Acreage

Ineligible acreage for WHIP+ includes, but is not limited to:

- acreage for which crop insurance or NAP coverage is not available
- uninsured or uninsurable acres of a crop when the crop is covered by crop insurance

***--Note:** Uninsured acreage is **only** eligible when the crop is uninsured.--*

- acreage that has documented evidence of lack of prevented planted conditions
- acreage with intended use of grazing
- first year seeding of a perennial forage crop
- subsequently planted or subsequently prevented planted acreage that does not meet double-cropping rules
- acreage on which a qualifying cause of loss did not occur on any part of the unit.

E Ineligible Acreage Examples**Example 1: Initial Planted but double crops not covered**

Knox County, Texas had a wildfire on October 31, 2018. This is a qualifying cause of loss.

- Initial crop: 150 acres of non-irrigated wheat
- Subsequent crop: 150 acres of non-irrigated cotton
- The wheat is insurable and was harvested on June 1, 2018.
- The cotton is not insurable, and wildfire destroyed all of the cotton on October 31, 2018.

This is not an approved double cropping combination in Knox County, TX. Therefore, the cotton is not eligible for WHIP+ benefits. The wheat did not suffer a qualifying cause of loss is not eligible for WHIP+ benefits.

91 Prevented Planting Acreage

A Overview

Prevented planting acres are eligible on qualifying losses. NAP prevented planting acreage will be used if applicable. RMA data must show that the producer qualified for a prevented planting payment.

FSA will normally accept RMA's determination of eligibility; however, COC may disapprove the prevented planting if documented evidence exists which supports the lack of prevented planting conditions; in these cases, a referral to RMA will be initiated on AD-2007.

Any prevented planting claims, including claims for an insured crop, must be reviewed and acted on by COC for program benefits.

*--Prevented planted acreage is not eligible in tropical regions.

Timeframes in 2-CP for requesting prevented planting acreage do not apply.

B Eligible Prevented Planting Acreage

For NAP – acreage of the crop for which NAP received a prevented planting payment.

For insured – acreage of the crop for which RMA data indicates the producer received a prevented planting payment, unless COC has determined the acreage ineligible according to subparagraph A.

Note: For the 2019 crop year prevented planted acreage planted after January 1, 2019, is not eligible.

For uninsured - COC must determine prevented planting acreage according to 2-CP.--*

91 Prevented Planting Acreage (Continued)

C Prevented Planted Acreage Not Covered

Acreage ineligible for prevented planted includes, but is not limited to, acreage:

•*--for insured crops with a final planting date on or after January 1, 2019--*

- not planted because of a management decision

Note: Failure to plant when other producers in the area were planting will result in the denial of the prevented planting claim.

- required to be left unharvested under the terms of the lease or any other agreement
- where any other person receives a prevented planted payment for any crop for the same crop year, unless double-cropping requirements have been met
- where pasture or another forage crop is in place on the acreage during the time that planting of the crop generally occurs in the area
- used for conservation purposes or intended to be or considered to have been left unplanted under any program administered by USDA, including CRP planting history or conservation plans indicated would remain fallow for crop rotation purposes
- affected by the containment or release of water by any governmental, public, or private dam or reservoir project, if an easement exists on the acreage affected for the containment or release of the water
- where any volunteer or cover crop is hayed, grazed, or otherwise harvested for the acreage for the same crop year
- where there is an inadequate supply of irrigation water beginning before the RMA sales closing date for the previous crop year or the NAP application closing date for the crop according to 1-NAP (Rev. 2) through the final planting date of the current year
- where there is a failure or breakdown of irrigation equipment or facilities

91 Prevented Planting Acreage (Continued)**C Prevented Planted Acreage Not Covered (Continued)**

- quarantined by a county, State, or Federal government agency
- affected by chemical and herbicide residue
- where the producer was unable to find a market for the crop
- for value loss crops, including, but not limited to, Christmas trees, aquaculture, or ornamental nursery, for which NAP assistance is provided under value loss procedure
- affected by wildlife damage
- for tree crops and other perennial, unless the producer can prove resources were available to plant, grow, and harvest the crop, as applicable
- where reduction in irrigation water supply is because of participation in an electricity buy-back program, the sale of water under a water buy-back is ineligible for prevented planted credit, or changes in water use because of legislation changes or any other cause which a natural disaster is not
- devoted to noncropland.

92 Units**A Defining Units for Insured Crops**

For insured crops, units will be provided from RMA. Use the insured producer's existing unit structure that may include optional units. For guidance on unit structures see subparagraph:

- E for enterprise units
- F for multi county enterprise units
- G for basic units.
- H for optional units.

Any unit with acreage that the producer says was impacted by an eligible disaster event needs to be added to the WHIP+ application, regardless of the presence of a NAP loss or CI loss.

92 Units (Continued)**B Defining Units for NAP Covered Crops**

For NAP covered crops, units will be provided from FSA records. Use the NAP producer's existing unit structure as established according to 1-NAP (Rev. 2).

C Defining Units for Uninsured Crops

Basic units must be established according to 1-NAP (Rev. 2) for uninsured crops. A basic unit is all acreage of the eligible crop in the administrative county.

Units will automatically be created once the report of acreage is loaded into CARS according to 2-CP.

D Crops Having Insured and Noninsurable Practices

When RMA insures only 1 practice and a producer suffers an eligible loss on both practices, the producer may have an insured unit and a separate unit as uninsured. The insured practice will be provided by RMA. County Offices must establish a basic unit for the noninsurable practice and enter the crop as uninsured. Each unit will stand alone in determining crop loss.

Example: Single-cropped (053) soybeans is an insurable crop in the county, but double-cropped (043) soybeans is not insurable.

92 Units (Continued)

E Impact of Enterprise Units

RMA allows producers to choose enterprise units to take advantage of premium savings. However, the yield history is maintained at a lower level than a unit structure used for determining indemnity. The WHIP+ benefits will be based on the unit structure from RMA, and all unit WHIP+ payment calculations will offset. Therefore, it is important that enterprise units are entered correctly on the WHIP+ application.

Following are the 2 types of enterprise units:

- EU – Enterprise unit. EU consist of all insurable acreage of the same insured crop in the county regardless of practice. These units will offset.
- EP – Enterprise unit by practice. EP consist of all insurable acreage of the same insured crop in the county by practice. The insured will have 1 unit for all irrigated practices and another for all non-irrigated practices. They offset each other by practice only.

If a WHIP+ includes multiple EU or EP acreage/loss records for the same crop in the county, the unit numbers must be manually changed to the same unit number so all RMA assigned units will offset each other when calculating a potential WHIP+ payment. Use the following unit numbers when multiple EU and EP records exist.

IF the WHIP+ contains multiple records of...	THEN change the 8 digit unit number to...
EU	00010000.
EP	00010000 for irrigated. 00020000 for non-irrigated.

Example: RMA calculates prevented planted acres separately from planted acres when there are enterprise units.

Enterprise Unit Consisting of 200 Acres	
140	Planted acres
60	Prevented planted acres

The 60 prevented planted acres are pulled out separately. The prevented planted acres has no impact on the outcome or potential indemnity payment on the remaining 140 acres.

92 Units (Continued)

E Impact of Enterprise Units (Continued)

Each RMA-established unit should be entered as a separate loss record in the WHIP+ software using the changed unit number, which places the separate entries in the same assigned pay group. Notice the calculated payment \$6,440 will offset the payment. The actual indemnity column remains unchanged.

PAY GROUP 1													
Pay Group Approval Status	Unit	Pay Crop Code	Pay Type Code	Crop Year	Coverage Type	Planting Period							
Pending	EU-00010000	0021	011	2017	Insured	01							
PRODUCTION LOSS CALCULATION:													
Crop	Crop Type	Stage	Intended Use	Practice	Organic Status	Native Sod	Crushing District	Acres	Unit of Measure	Yield	Price	Guarantee Adj Factor	Expected Value
COTTON, UPLAND		H	NA	I	C	No		718.0000	LBS	1,371.00	\$0.7300	100.00%	\$718,595.94
COTTON, UPLAND		H	NA	I	C	No		105.9000	LBS	1,332.00	\$0.7300	100.00%	\$102,972.92
COTTON, UPLAND		H	NA	NI	C	No		31.3000	LBS	1,292.00	\$0.7300	100.00%	\$29,520.91
Continued— PRODUCTION LOSS CALCULATION:													
Coverage Level	Price Election	WHIP Factor	WHIP Value	Production to Count	Actual Value	Share	Payment Factor	Indemnity or NAP Payment	Secondary Use or Salvage Value	Calculated Payment			
80.00%	100.00%	95.00%	\$682,666.14	774,722.00	\$565,547.06	100.00%	100.00%	\$62,217	\$0	\$54,902			
80.00%	100.00%	95.00%	\$97,824.28	130,257.00	\$95,087.61	100.00%	100.00%	\$9,177	\$0	(\$6,440)			
80.00%	100.00%	95.00%	\$28,044.86	34,305.00	\$25,042.65	100.00%	100.00%	\$2,034	\$0	\$968			
											Pay Group 1 Total : \$49430.00		

Note: The WHIP+ User Guide provides instructions for entering revised enterprise unit data within the system.

F Impact of Multi County Enterprise Unit (MCEU)

According to RMA the multi county enterprise unit endorsement allows a producer to combine acreage of an insured crop, by irrigation practice, if applicable, in 2 contiguous counties in the same State into 1 enterprise unit.

The endorsement is available for spring crops with a November 30, 2018, and later contract change date. Crops include coarse grains (corn, grain sorghum, soybeans), cotton, canola, peanuts, rice, small grains (barley, wheat), and sunflowers.

The following apply to processing MCEU/MCEP.

- The County Office must print the WHIP+ for each county included in the MCEU/EP.
- A crop report must be completed in both counties.
- Losses offset between counties.
- In the administrative county, each RMA-established unit should be entered as a separate loss record in the WHIP+ software using the changed unit number, which places the separate entries in the same assigned pay group.
- **The producer must choose which county in which to apply**

Note: The User Guide provides instructions for entering MCEU data within the system.

92 Units (Continued)

F Impact of Multi County Enterprise Unit (MCEU) (Continued)

The following is an example of the calculation of production guarantee and production to count of a MCEU.

Example: Producer A farms 100 acres of corn in two separate 50-acre fields in county A and 50 acres of corn in a single field in county B. The APH of each field is 145 bushels per acre. County A qualifies for an enterprise unit and county B does not.

County A has a production guarantee set at 14,500 bushels. County B has a production guarantee of 7,250 bushels. The production guarantee for the MCEU is 21,750 bushels.

After the corn was harvested, the producer filed a claim. Separate production worksheets were then completed for county A and county B. The production to count for county A totaled 10,000 bushels. The production to count for county B totaled 5,000 bushels. The total harvested production to count from the MCEU is 15,000 bushels. The production shortfall of the MCEU was 6,750 bushels.

G Impact of Basic Units

Yield history for basic units is maintained at a lower level than a unit structure for determining indemnity. A basic unit consist of all acreage of the same insured crop in the county for the basic unit. Benefits will be based on the basic unit structure from RMA. Therefore, it is important that units are entered correctly in the application.

Basic units are identified on the WHIPIR+ with the letters “BU”. Enter the first 4 numbers as provided and change the last 4 numbers to 0000. For example:

IF the WHIPIR unit number is...	THEN load the number in the application as...
BU-00011234	BU-00010000.
BU-00025678	BU-00020000.

Note: If the last 4 digits are already zero, enter as is.

92 Units (Continued)

H Impact of Optional Units

Optional Units insure each farm and crop separately, and the acreage is not insured under a CAT policy. Optional units may be established by:

- non-contiguous land
- FSA FSN
- irrigated or non-irrigated practice; or
- by type: fresh, processing, varietal group A, varietal group B, or varietal group C.

Note: Each unit will stand on its own for payment calculation

IF the WHIPIR+ unit number is...	THEN load the number in the application as...
OU-00011234	OU-00011234
OU-00025678	OU-00025678

93 Native Sod Acreage

A Eligibility

Native sod as defined in 1-NAP (Rev. 2), is acreage that is planted and was not cropped on or before February 7, 2014, is eligible but subject to more restrictive provisions. Insured and NAP-covered crops will have already had the applicable adjustments applied to the eligible acres by RMA and FSA, and that data will be used to calculate benefits. See paragraph 100 for APH/approved yield provisions for uninsured crops on native sod acreage.

94-99 (Reserved)

Part 4 Yields

100 Yields

A Overview

Each commodity that has eligible acreage must have a WHIP+ yield established for the location county, crop type and intended use.

Eligible acres included:

- planted or prevented planted
- taps for maple syrup
- colonies for honey.

Value loss crops will not have a yield established. Value loss crops include, but are not limited to:

- aquaculture
- Christmas trees
- nursery
- floriculture.

Trees, bushes, and vines will not have a WHIP+ yield established.

100 Yields (Continued)

B APH/Approved Yield Data for Production Based Crops

Determine the yield for production-based crops according to this table.

IF the yield is for...	THEN the yield is...
insured crops	<ul style="list-style-type: none"> • provided by RMA, if available • the CEY established according to 1-NAP (Rev. 2) if yield is unavailable from RMA because of the type of coverage • an assigned yield if yield is unavailable from RMA because of the type of coverage, see Part 6 on assigning yields.
NAP covered crops	a NAP approved yield established according to 1-NAP (Rev. 2).
uninsured crops	the CEY established according to 1-NAP (Rev. 2).
all Puerto Rico producers	the CEY established according to 1-NAP (Rev. 2).

CEY’s for eligible crops will be established by STC and provided for production-based crops from the NCT. See Part 5 for additional information and establishing CEY’s.

D Native Sod Yield Restrictions for Uninsured Crops

Any eligible crop planted on native sod acreage will be limited to an approved yield of 65 percent of the CEY as applicable to the specific crop year for the administrative county.

E Examples for Insured Crops With No RMA Established Yield

The examples in this paragraph will include assigning yields for crops that are insured, but do not have established yields because of the type of coverage according to paragraph 113.

100 Yields (Continued)

F Adjusting Yields

COC is required to adjust CEY downward for acreage:

- where the practice used by the producer is not capable of producing CEY in a normal year
- where the area, regional climate, soil type, or other environmental factors do not normally allow a producer to obtain CEY
- for fruit and nut crops, because of age (including crops that are in decline or immature because of underage or overage), spacing, tree count, or management.

G Reductions Due to Late Planting

Insured crops with RMA data provided will already have adjustments taken into consideration for late planting.

Uninsured and NAP crops must be adjusted for late planting according to paragraph 113.

101-109 (Reserved)

Part 5 Determining Production**110 Production****A Overview**

Production includes all harvested production, unharvested appraised production, and assigned production for the total planted acreage of the crop for the unit.

B Producer Responsibilities

The producer applying for benefits is responsible for providing accurate and complete acreage and production reports. Producers must report all production for **all** eligible crops in the pay group on the unit.

It is **not** COC's responsibility to determine a producer's amount of production. The producer must:

- retain and provide, when required, verifiable or reliable production evidence for all crops in the pay group on the unit

Example: Producer A grows 100 acres of watermelon CRM, 50 acres of watermelon STR and 50 acres of cantaloupes on unit 100. A tornado impacts 50 acres of watermelon CRM. All other crops and acres are unaffected. The producer must report all production from the 100 acres of watermelon CRM and the unaffected 50 acres of watermelon STR because both types are in the same pay group. Production from the unaffected cantaloupes would not need to be reported.

- provide the information in a manner that can be easily understood by COC.

Note: Regardless of the source of the production information or benefit data, the applicant is responsible and liable for any errors in reporting production.

The producer's signature on FSA-894 (Exhibit 4) is the producer's certification that the records provided are correct, accurate, and includes the **total** crop production.

110 Production (Continued)

D Production Sources

The following table provides acceptable production sources.

FOR...	AND if....	THEN...
insured crops	RMA production is available	use RMA data.
	RMA production is not available	the producer must provide acceptable production records.
	RMA production is not available, and the producer does not provide acceptable production records	multiply the subsequent year acres by the subsequent year yield (provided on the WHIPR+ as "SY" and "SA").
NAP-covered crops	NAP production data is available	use NAP production.
	NAP production is not available, or the producer does not provide acceptable production records	use NAP-approved yield.
uninsured crops	the producer does provide verifiable/reliable production evidence	use producer provided data.
	the producer does not provide acceptable production records	use the higher of the established and approved CDY or producer certification.

Note: Subsequent year's production represented in dollar amounts cannot be used. In these cases, the producer must provide acceptable production evidence according to subparagraph 110 F.

110 Production (Continued)

D Production Sources

Some RMA policies require production records to be reported for loss and/or APH purposes, and some do not. Producers insured under policies that do not require production records, or if unavailable from RMA, will be required to provide acceptable production records according to subparagraph F. See Exhibit 10 for RMA policies, the plan codes, and guidance on production sources to calculate benefits.

Note: The production provided must account for **all** production for the pay group in the unit.

110 Production (Continued)

E Considerations When Reviewing Production Records

When reviewing production records, special situations to consider include but not limited to:

- skip row crops – see paragraph 180 D
- crops with winter coverage endorsements – see Part 9
- fruit policies – see Part 9
- multiple marketed crops – see Part 9
- ineligible causes of loss – see subparagraph 113 C
- secondary use value received – see paragraph 116
- salvage value received – see paragraph 117.

110 Production (Continued)**F Acceptable Production Records**

It is the producer's responsibility to submit verifiable or reliable production records to substantiate production to COC.

Producers will provide production records for the plans of insurance listed in subparagraph D, multiple-marketed crops that are insured under one IU, and all RMA and NAP covered APH crops that do **not** have loss data or APH data.

Producers with eligible crops that have RMA loss data, APH data, or NAP production do not need to provide additional production records unless requested by COC, provided that these records provide all production for the pay group in the unit.

Producers without acceptable production records may certify their production, but COC established CDY provisions will apply according to paragraph 115.

Another producer's RMA production (for the RMA plan codes that provide production according to subparagraph D) may be used as WHIP production for other participant(s) if FSA-578 information supports the share information.

Example: Producer A and Producer B share 50/50 on a crop. Producer A had RMA coverage on this crop with APH (Plan Code 90). Producer B did **not** have RMA coverage. If FSA 578 information supports the share of the interest in the crop, Producer A's production may be loaded into Producer B's application with a 50 percent share specified. This will apply if production has not been supplied by RMA. Producer B's folder should document where the production came from along with supporting FSA 578 information for proof of share.

Note: The indemnity must be adjusted by the individual's FSA share.

110 Production (Continued)**G Verifiable Records**

Verifiable records of production:

- may be verified by FSA through an independent source
- are used to substantiate the amount of production reported.

Verifiable records must:

- be dated
- show final disposition, including specific quantity and price, for that end use
- be seasonal or crop-specific for commodities produced more than once in a calendar year
- be provided, if they exist, whenever a record of production is otherwise required by FSA.

H Examples of Verifiable Production Records

Verifiable records include the following, if they meet the requirements of subparagraph G:

- sales receipts from buyers
- settlement sheets
- invoices from custom harvesting
- truck or warehouse scale tickets
- actual measurements or appraisals by FSA, RMA or reinsured companies, LA's, other USDA employees, if performed as part of their work duties, feed company representatives, or STC-approved consultants
- similar records that represent actual and specific production data.

Note: Verifiable records do **not** include certifications, estimates, producer ledgers, or diaries.

110 Production (Continued)

I Reliable Records

Reliable production records include records provided by the producer to FSA that COC determines is adequate to substantiate the amount of production reported when verifiable records are not available.

J Examples of Reliable Production Records

Reliable production records may include the following provided they meet the requirements of subparagraph I:

- ledgers of commodity sales volume or income
- income statements of deposits
- records to verify production input costs
- producer diaries, ledgers, or receipts
- pick records
- other USDA program data (NAP, LDP, FSA loans, etc.).

K County Office Responsibility

The County Office will follow this table when receiving and reviewing production records.

Step	Action
1	Date stamp original production records.
2	Place a photo copy in the producer’s file. Return the original date-stamped production evidence to the producer. Note: Once copies of production records have been placed in the producer’s file, they will not be removed or returned to the producer.
3	Ensure that the producer understands that the production records must be: <ul style="list-style-type: none"> • complete and represent the total production • for the correct unit, crop year, and acreage. Note: Refer to 1-NAP (Rev. 2) for acceptable production records
4	Review the producer’s file for previously submitted production evidence. Ensure that records have not been duplicated.

110 Production (Continued)

K COC Responsibilities

Before acting on any FSA-894, COC will determine if the records furnished by a producer are reliable and acceptable. COC may compare the producer’s records of production with neighboring producers of the same crop who have provided acceptable production records, as discussed in this handbook, for reasonableness.

IF...	THEN...
similar levels of production were experienced on a summary of reports received from other producers of the crop in the county	the producer’s certification supported by records may be considered reliable and; therefore, accepted for WHIP+ purposes.
production for the same crop on a summary of reports received from other producers of the crop in the county differ significantly from the applicant’s certification	COC will notify the producer that the certification and records cannot be substantiated by reviewing a summary report of acceptable production certifications from others. The producer’s certification cannot be considered to be supported by acceptable records. Accordingly, the established CDY for the crop will be assigned.
there are no similar crops on other farms in the county	COC may compare loss levels to summary reports of other crops with similar growing characteristics within the county or an adjacent county. However, COC is under no obligation to find evidence to support a producer’s non-verifiable production records. It is a producer’s responsibility to provide evidence in support of the producer’s certifications and FSA-894.

110 Production (Continued)

K COC Responsibilities (Continued)

COC will follow this table when receiving and reviewing production records.

Step	Action	
1	Review all production records provided by the producer and determine whether the records support the producer’s certification of production.	
	IF the records are...	THEN...
	verifiable or reliable	the records are acceptable.
	not verifiable or reliable	producers will receive the higher of their certified production or STC approved CDY for the crop.
2	If no production records are provided producers will receive the STC approved CDY for the crop.	

Note: All reviews of production records and assigned production must be documented in the COC minutes listed by producer.

111 Harvested Production**A Production from Multiple-Harvested Crops**

The harvested production of eligible crop acreage harvested more than once in a crop year will include the total harvested production from all the harvests for the crop year.

Example: Total alfalfa production for a unit is based on all the cuttings of alfalfa on the unit throughout the crop year.

B Farm-Stored Production

For farm-stored production the producer will do either of the following:

- certify to the amount of production stored

Note: Production must be determined reasonable by the COC and recorded in the COC minutes.

- request measurement service and pay fee according to 2-CP and have the amount or production determined by FSA.

The established CDY's are applicable.

C Production Maintained for Seed

For crops used for producer's own use as seed, COC may accept producer's certification that disposition was by planting. Producer must indicate the pounds of seed planted per acre and number of acres planted with this seed. COC will determine if the amount of seed is reasonable considering the acres harvested and planted.

111 Harvested Production (Continued)

D Unmarketable Production

Unmarketable production includes appraised or harvested production that cannot be marketed through normal channels because of eligible disaster conditions. No adjustment to the quantity of the crop will be made because of a loss of quality **unless** a zero-dollar value for this quantity is determined.

COC will adjust unmarketable production to zero. COC will enter actual unharvested/harvested production including other COC adjustments less unmarketable production in FSA-894.

E Production Commingled Between Years

COC will consider production commingled between years as harvested production for the current year, unless the production from a prior year was a matter of record before commingling. COC will not prorate commingled production between crop years.

Records used to identify the crop year from which production arose must be verifiable and acceptable to COC.

111 Harvested Production (Continued)

F Production Commingled Between Eligible and Ineligible Acreage

Production from total acreage that is comingled among eligible and ineligible acreage will be prorated to the respective acreage in proportion to the amount of eligible acreage.

Step	Action
1	Divide the eligible acreage for the crop by the total acreage. Round to whole number.
2	Multiply the result of step 1 by the total production. Round to whole number.
3	Result of step 2 is the production amount to attribute with the eligible acreage.

Example: Producer A harvested 11,250 bushels of soybeans, according to acceptable production evidence * * *. The producer planted 125 acres as an initial crop and double-cropped on unit 100, the 125 acres as a subsequently planted crop in an unapproved double-cropping system. Therefore, only the 125 acres of initial crop acreage is eligible. Producer A did not maintain separate records of production; all of the production was comingled.

Step	Action
1	125 acres ÷ by 250 total acres = .50.
2	.50 x 11,250 total production = 5,625 bushels.
3	5,625 bushels will be assigned to the eligible acreage.

Note: See Part 3 for determining ineligible acreage.

111 Harvested Production (Continued)

G Production Commingled Between Units

Production that is commingled between units before it was a matter of record and cannot be separated by using records or other means will be prorated to each respective unit in proportion to each unit’s harvested crop acreage according to this table.

Step	Action
1	Total the commingled production of the eligible crop.
2	Total the harvested acreage of the crop in each identified unit.
3	Divide the acres of each unit by the total acres to calculate the prorated factor by unit.
4	Multiply each factor times the total unit’s production of the crop to calculate each unit’s respective production.

H Production Commingled Between Practice

Production from different practices with separate established yields that are commingled before it is a matter of record will be prorated to the respective practice in proportion to the county yield * * * according to the following table.

Step	Action
1	Multiply each county expected yield (CEY) for the practice times the harvested acreage for the practice.
2	Production using CEY’s in step 1 for both irrigated and nonirrigated practice
3	Divide the production using CEY’s of each practice by the total production using CEY’s to find the prorated factor by practice. Round to 4 decimal places.
4	Multiply each factor times the total actual commingled production. Round to whole number.

***--Example:** Producer A harvested 2,100 bushels of corn off 200 acres. The producer irrigated 150 acres and the remaining 50 acres were nonirrigated. Producer A did not--* maintain separate records of production for each practice. The CEY for irrigated is 170 bushels/acre and nonirrigated is 60 bushels/acre.

Step	Calculation
1	150 X 170 bu/ac (CEY for irrigated) = 25,500 bushels 50 X 60 bu/ac (CEY for nonirrigated) = 3,000 bushels
2	25,500 bushels (irrigated) + 3,000 bushels (nonirrigated) = 28,500 bushels
3	25,500 bushels (irrigated) ÷ 28,500 bushels = .895 3,000 bushels (nonirrigated) ÷ 28,500 bushels = .105
4	*--2,100 total harvested production X .895 (irrigated) = 1,880 2,100 total harvested production X .105 (nonirrigated) = 221--*

111 Harvested Production (Continued)**I Grain Crops Harvested as Other Than Grain**

For crops with an intended use of grain, but harvested as silage, ensilage, cobbage, hay, cracked, rolled, crimped, or for other uses, adjust to whole grain equivalent according to 8-LP.

112 When Final Use Differs From Intended Use**A General Provisions**

This paragraph applies to crops for which there was no production determination from RMA or NAP records.

When the final use of the crop is different from the IU, the following rules will apply:

- for all crops that do **not** have FSA-established conversion methods, STC's have the authority to establish conversion methods based on industry standards
- for all crops grazed for which grazing was not the intended use, assign production according to CDY provisions and paragraph 113

Note: Crops with an IU of grazing are not eligible.

- for crops sold in a market that is not a recognized market for the crop with no established county average yield and market price, a salvage value will be determined for the final use according to paragraph 117
- for all crops that do not fit into secondary use/salvage, do not have an established conversion method, or do not have any production records for IU, production must be certified or assigned with applicable CDY to IU according to paragraph 113.

Notes: See paragraph 116 for determining secondary use.
See paragraph 117 for determining salvage value.

113 Assigned Production

A Using Assigned Production

There are 2 types of assigned production, as follows:

- **added** assigned production that is **in addition** to production from RMA, NAP, or producer provided production
- **override** assigned production that **replaces** production from RMA, NAP, or producer provided production.

Assigned production provisions will be determined by COC as needed for production from all, or only part, of eligible crop acreage by crop, type, and IU, in the following cases:

- when acceptable production records for harvested acres are not available from any source
- if unharvested acreage has not been appraised by FSA, RMA, a company reinsured by FCIC, or other appraiser acceptable to CCC
- when COC determines that a portion of the loss is because of an ineligible disaster condition or circumstances other than natural disaster and this ineligible cause of loss has not been otherwise accounted for

Note: COC may assign production using both CDY provisions and assigning production because of an ineligible cause of loss (entered as all override adjusted production).

- when the producer has a guaranteed contract to receive a guaranteed payment for all or a portion of the crop, as opposed to or regardless of delivery
- when the producer plants the crop after the final planting date.

113 Assigned Production (Continued)

B Assigned Production When No Records Exist

If the producer does not have acceptable production records, then the producer may certify the production.

COC will:

- assign production based on the higher of the CDY or producer's certification
- document in COC minutes:
 - the basis for the assignment
 - the quantity of production assigned
 - how the amount of assigned production was calculated or determined
- notify producer according to paragraph 114.

Note: If the producer's certification of production is higher than the assigned production calculated using CDY, notification is **not** required.

Example 1: **Crop:** IRR Papaya, Red, Fresh
CDY for County A: 12,000 lbs./acre
Uninsured Unit Acres: 10
Certified Production: 100,000 lbs.

Ms. Papaya experienced a loss of production due to Hurricane Michael and certified that she had produced 100,000 lbs. of papayas for the crop year. The COC assigned 120,000 lbs. of production based on the county's CDY yield of 12,000 lbs./acre on her 10 acres of papayas since she did not have verifiable or reliable records and the CDY was greater than her production certified.

Example 2: **Crop:** IRR Rice, LGR, Grain
CDY for County A: 5,267 lbs./acre
Uninsured Unit Acres: 100
Certified Production: 575,000 lbs.

Mr. Rice experienced a loss of production due to Hurricane Florence and certified that he had produced 575,000 lbs. of rice for the crop year. The COC assigned 575,000 lbs. of production based on the producer's certification on the unit's 100 acres of rice using the greater of the certified production or production based on the CDY yield for County A.

113 Assigned Production (Continued)**C Assigned Production for Ineligible Loss**

COC will assign production to any acreage when a portion of the acreage has losses that are attributed to an ineligible cause of loss. Production can be assigned on insured, NAP covered, and uninsured acreage. Therefore, this subparagraph applies to production data that is provided by RMA, NAP, verifiable and reliable production provided by the producer, certified production, or factored into the assigned production if COC determines that part of the loss was because of ineligible causes.

COC will:

- require a producer to provide any needed information to substantiate the loss
- assign production for any loss not attributable to a qualifying or eligible cause of loss
- if assigning production for ineligible causes of loss, such as improper cultural practices, ensure that the specific reasons for assigning production are thoroughly documented

Note: COC's will consider whether all cultural practices required to produce the applicable yield were applied, including the following:

- seeding rates
- seed quality
- low germination seed
- fertilization
- weed control
- crop type or variety not suitable for soil type
- organically grown crop with expected yield based on conventional method
- close-sown crop planted without use of pre-emergence herbicide or herbicide tolerant seed
- crop type or variety not suitable for nonirrigation practice.

See paragraph 114 for producer notification requirement.

113 Assigned Production (Continued)**C Assigned Production for Ineligible Loss (Continued)**

- record the assigned production on FSA-894
- document in COC minutes:
 - the basis for the assignment
 - the quantity of production assigned
 - how the amount of assigned production was calculated or determined.

Example: **Crop:** NI Oats, SPR, Grain
CEY for County A: 30 bushels/acre
Uninsured Unit Acres: 100
Production: 1000 bushels (verifiable records)

Ms. Oatman experienced a loss of production due to Hurricane Michael and had verifiable records that she produced 1000 bushels of oats on this unit. She also reported that she had damage from a chemical drift from the neighboring field. As a result of the contribution of the ineligible cause of loss, the COC determined that 10% of her loss was related to the chemical kill, an ineligible cause of loss. The COC assigned the 10% of the CEY, (3 bushels/acre, or 300 bushels) to the actual production of 1000 bushels, for a total of 1300 bushels production.

113 Assigned Production (Continued)

D Assigned Production for Late Planting

COC **must** assign production for uninsured and NAP covered crops not planted by the RMA and/or STC established final planting dates. Production to assign will be determined according to the date the crop acreage was planted according to the following table.

Note: This table is for NAP covered and uninsured crops only.

IF the crop's days to maturity are...	AND IF the crop is planted after the final planting date by...	THEN assigned production is equal to...
60 calendar days or less	1 to 5 calendar days	5 percent of the (eligible acres x WHIP+ yield) of the applicable crop for each day after the final planting date.
	6 or more calendar days	the (eligible acres x WHIP+ yield x coverage level). For uninsured crops: use 50 percent coverage level.
61 to 120 calendar days	1 to 5 calendar days	5 percent of (eligible acres x WHIP+ yield) of the applicable crop regardless of the day planted.
	6 to 20 calendar days	1 percent of (eligible acres x WHIP+ yield) of the applicable crop for each day after the final planting date.
	21 or more calendar days	the (eligible acres x WHIP+ yield x coverage level). For uninsured crops: use 50 percent coverage level.
121 calendar days and up	1 to 5 calendar days	5 percent of (eligible acres x WHIP+ yield) of the applicable crop regardless of the day planted.
	6 to 25 calendar days	1 percent of (eligible acres x WHIP+ yield) of the applicable crop for each day after the final planting date
	26 or more calendar days	the (eligible acres x WHIP+ yield x coverage level). For uninsured crops: use 50 percent coverage level

The “Late Planting Assigned Production” workbook on the DAFP NAP website, <https://inside.fsa.usda.gov/program-areas/dafp/dap/nap/index> is a tool available to use to calculate late planting assigned production.

Planted, for determining late planting, means when:

- the seed comes into contact with the soil on which growth can begin
- for transplants, the seed is placed into soil, rather than the date of when plants are planted in the field.

113 Assigned Production (Continued)**D Assigned Production for Late Planting (Continued)**

Planted acreage, for determining late planting, means land in which seeds or plants have been placed, appropriately for the crop and planting period, at the correct depth, into a seedbed that has been properly prepared for the planting method and production practice.

Late planting provisions do not apply to the following:

- crops with multiple planting periods except:
 - for the last planting period for the crop
 - to multiple planting periods with a defined gap of 60 days or more between the harvest date of the previous planting period and the beginning of the immediately following planting period
- crops with a growing season of 60 calendar days or less
- value loss crops
- fall-planted small grain crops only intended for grain.

COC will:

- require a producer to provide any needed information to substantiate the loss, late planting, and crop's maturity days
- assign production to be determined according to the date the crop acreage was planted and the factors in the table above
- record the assigned production on FSA-894
- document in COC minutes:
 - the basis for the assignment
 - the quantity of production assigned
 - how assigned production was calculated or determined
- notify the producer of assigned production determinations according to paragraph 114.

113 Assigned Production (Continued)

D Assigned Production for Late Planting (Continued)

Example 1: Crop: NI Corn, YEL, Grain
CEY for County A: 60 bushels/acre
Uninsured Unit Acres: 100
Production: 4000 bushels (verifiable records)
Final Planting Date: 05/15/2017
Date Crop Planted: 05/26/2017
Crop Days to Maturity: 110 days

Mr. Cornman planted 100 acres of corn but according to the FSA-578 was planted 11 calendar days late. Prevented planting was not claimed according to the table.

IF the crop's days to maturity are...	AND IF the crop is planted after the final planting date	THEN assigned production is equal to...
61 to 120 calendar days	1 to 5 calendar days	5 percent of (eligible acres x WHIP+ yield) of the applicable crop regardless of the day planted.
	6 to 20 calendar days	1 percent of (eligible acres x WHIP+ yield) of the applicable crop for each day after the final planting date.

1% x (100 acres x 60 yield) x 11 days = 660 bushels assigned production

Production to Count = 4,000 bushels

COC Assigned Production = 660 bushels

Net Production = 4,660 bushels

113 Assigned Production (Continued)

E Assigned Production for Unharvested Eligible Acres

Unharvested acreage that was not appraised by FSA, RMA, or appraiser acceptable to FSA, production may be assigned on NAP covered and/or uninsured acres. Insured and NAP covered acres with a notice of loss may have appraised and/or assigned production already applied to the production to count.

COC will:

- require a producer to provide any needed information to substantiate the loss
- assign production using the CDY when NAP covered and/or uninsured acreage was unharvested and was not appraised
- record the assigned production on FSA-894
- document in COC minutes:
 - the basis for the assignment
 - the quantity of production assigned
 - how the amount of assigned production was calculated or determined
- notify the producer of assignment determinations according to paragraph 114.

Example 1: **Crop:** NI Sorghum, GRS, Grain
CDY for County A: 24 bushels/acre
Uninsured Unit Acres: 100
Certified Production: 0 bushels

Mr. Milo experienced a total loss of production on his uninsured sorghum field due to a wildfire. The COC assigned 2400 bushels of production based on County A's sorghum CDY of 24 bushels per acre on Mr. Milo's 100 acres. The production based on the CDY is higher than the producer's certified production of 0.

113 Assigned Production (Continued)

F Assigned Production for Guaranteed Contract

Production must be assigned when a producer has a contract to receive a guaranteed payment for all or portion of the crop, as opposed to or regardless of delivery. Producers receiving a guaranteed payment for planted acreage as opposed to receiving a payment only upon delivery of the production must provide documentation of any written or verbal contract or arrangement with the buyer to FSA. COC will consider the failure to report the existence of any guaranteed payment or contract or similar arrangement as providing false information to FSA.

Net production, as determined by FSA, will be adjusted upward by the amount of production corresponding to the amount of the contract payment received. The adjustment will be calculated and made according to this table.

Step	Action
1	Determine total amount of guarantee. If this amount is on a per-acre, square foot or yard, or similar basis, multiply the amount by the applicable acreage, square feet or yards, or other basis.
2	Determine amount of production attributable to the guarantee by dividing the total amount determined in step 1 by the approved average market price for the crop.
3	Determine amount of any actual and/or other assigned production (not because of guaranteed contracts).
4	Subtract result of step 3 from the result of step 2. Note: If step 3 is greater than step 2, stop . No assignment of production because of guarantee is required .
5	Add result of step 4 to the unit's net production as assigned production because of guarantee.

Example 1: Crop: Honey, TB
NCT Average Market Price: \$2.07/lb.
Actual Production: 1000 lbs. (verifiable)
Guaranteed Contract Payment: \$3,000

A	B	C	D	E	F
Guaranteed Pmt.	Avg Mkt Price	Amt of Production Attributable to Guarantee (A/B)	Actual Production	Amt of Production to Be Assigned (C-D)	Unit's Net Production (D+E)
\$ 3,000.00	\$ 2.07/lb.	1449 lbs.	1000 lbs.	449 lbs.	1449 lbs.

114 Notification of Adjustments

A Production Notification

COC will notify applicable producers in writing when production is assigned. The notification will include the following information:

- why the production is assigned
- the quantity of production assigned
- how the assigned production was determined
- the assigned production will be used when determining the disaster payment
- appeal rights of the producer according to 1-APP
- a copy of the FSA-894, WHIP+ Application.

Note: The CDY established by COC for a crop in a county is considered a matter of general applicability and, therefore, not appealable.

B Producer Rights on Appealable Determinations

Participants have the right to appeal when there is a question of fact, a factual dispute (for example, amount of production, acres, etc.), or assertion about correctly applying a rule, regulation, or generally applicable provision.

Follow 1-APP for appealable determinations.

C Nonappealable Determinations

Generally applicable provisions are **not** appealable according to 1-APP, including but **not** limited to the following:

- price
- eligibility criteria
- signature requirements
- payment calculations.

Cases that do not have any disputes of facts are not appealable.

115 County Disaster Yield

A Establishing County Disaster Yields

*--County disaster yields are defined as the average yield per acre for a county **or** an area of a--* county for the current year based on disaster events and is intended to reflect the amount of production that a participant would have been expected to produce based on the **eligible disaster condition(s)** in the county.

The only time the CDY will be used is if there are no other production records, verifiable or reliable, available.

A CDY must be established for each crop, crop type, intended use, practice, and planting period to reflect the average impact the eligible disaster(s) had on crops in the county. This should be consistent with the normal yield per acre for a substantial number of producers experiencing similar disasters. The CDY applies to where the land is physically located.

Note: The CDY for the specific crop in the county or area should be based on the losses incurred directly by the qualifying disaster event on a representative amount of acreage of that crop.

The CDY will not be “0” unless no acreage of the crop was harvested in the county and all field appraisals reflect “0” production unless appraisals were waived by RMA or FSA. If one specific area in the county was affected by a qualifying disaster event that resulted in total destruction of the crop or crops, this area could be specifically identified by COC. A separate CDY could be recommended to STC, and if approved, the CDY could be established as “0” for the specific identified area.

The CDY established by COC for a crop in a county is considered a matter of general applicability and, therefore, not appealable.

*--**Example 1:** After consultation with NASS industry groups it was determined harvested corn yield was 33 and harvested soybean yield was 17 bushels per pound.

County A was entirely affected by Hurricane Michael in 2018. The COC reviews a list of affected crops and determined that based on the timing of the hurricane only corn and soybeans were in the field and affected. The COC recommended the following CDY’s to--* STC.

Crop/Type	Use	Practice (I/NI)	Planting Period	Organic Status	STC Established County Expected Yield	COC Recommended CDY	STC Established CDY
Corn, YEL	GR	NI	01	C	109	32.7	
Soybeans, COM	GR	NI	01	C	43	17.2	

115 County Disaster Yield (Continued)

A Establishing County Disaster Yields (Continued)

***--Example 2:** A wildfire burns 500 acres in the northern portion of the county. Other areas of the county suffered from drought. COC identified the 500 acres affected by the wildfire and determined the acreage harvested wheat yield was 10 bushels per acre. For the remainder of the count, that COC determined average harvested wheat yield was 96 bu. an acre, the wheat's normal yield was harvested.

The CEY for wheat in the county is 120.

For the identified 500 acres affected by wildfire – COC established CDY of 12 for wheat acres in the 500-acre area.

COC established a county CDY of 96 for wheat.--*

B COC Documentation for CDY Establishment

COC CDY recommendations must be submitted to STC for approval.

COC will thoroughly document the basis for determining the CDY. Documentation may include weather data, discussions with county extension agents, universities, NASS data, loss estimates from applicable industries, appraisals from LA's, damage assessment reports, RMA data, and other verifiable County Office records. The documentation must be included as supporting documentation when submitting CDY recommendations. COC CDY recommendations must be submitted to STC for approval.

COC will make recommendations to STC for the crops that reflect the impact that all disaster conditions had in the county. The CDY will reflect the amount of production that should have been produced considering all disaster conditions in the area or county. The CDY should be consistent with the average amount of production of a substantial number of producers experiencing similar disasters.

Note: While eligibility is determined based on losses sustained as a result of an eligible disaster event occurring in 2018, 2019 or 2020, CDY should reflect the impact on the crop yield for all disaster conditions.

STC approval of the CDY will be entered in NCT according to the User Guide. Applications *--cannot be processed on crops without an approved CDY in NCT if the producer does not have acceptable production records.--*

116 Secondary Use**A Definition of Secondary Use**

Secondary use is applicable when an eligible crop is harvested but the harvested production was sold through a different market than intended. The sum of the dollar amount for all crops sold as secondary use will be included in the calculation.

The reason the commodity is being marketed in a secondary use market must be because of eligible disaster conditions.

Note: A management decision to sell in a different market than reported does not meet the definition of secondary use.

Secondary use is not:

- salvage
- counted as production of the crop for any purpose, including, but not limited to:
 - the determination of whether the unit suffered requisite loss
 - APY and approved yield.

B Applying Secondary Use Value

The unit qualifying loss will be paid for the reported intended use.

Secondary use value will be:

- determined by COC using the NCT price
- deducted from the payment calculated for the crop acreage of the commodity, which gave rise to the intended and secondary use.

Note: Make sure the producer's share is considered when applying secondary use value before deducting from the payment.

Example: Crop: IRR Apples, COM, FH

NCT Price: \$12.55 fresh/ \$5.00 processed

Uninsured Unit Acres: 100

Total Production: 2500 bushels sold as fresh
2500 bushels sold as processed

Mr. Appleseed incurred a production loss on his apple crop due to Hurricane Michael. Due to the damage from the hurricane, some of his apples were not suitable for the fresh market but were able to be marketed as processed. Normal production rules apply to the production sold as fresh. Mr. Appleseed had verifiable records of production. The secondary use value of the crop must be calculated by the number of bushels marketed as processed times the NCT price for processed. (2500 bushels x \$5.00 = \$12,500 secondary use value). Production to count is 2500 bushels sold as fresh, and \$12,500 secondary use will be deducted from the payment, if applicable.

117 Salvage Value

A Definition of Salvage Value

Salvage value is the dollar amount or equivalent for the quantity of the commodity that cannot be marketed or sold in any market recognized as a market for the crop and prices and yields are not available for use. The sum of the dollar amount of all crops sold as salvage will be included in the payment calculation.

The loss of quality that resulted in the commodity becoming salvage must be because of eligible disaster conditions. The production of a crop or crop type for which there is no FSA established price for the State or yield will:

- be counted as salvage
- not be considered production of the crop for any purpose.

Example: A producer intended to grow oranges for the fresh market. After the hurricane, all oranges were on the ground and rendered the oranges unmarketable for the intended market. No production was sold as fresh. As a result of the eligible loss, the producer ends up selling the oranges to a greenhouse for compost. The oranges sold will be designated as “salvage” and not included in the production totals, but value received will be deducted from the payment.

B Applying Salvage Value

Salvage value will be deducted from the payment calculated for the crop of the commodity, by either:

- the dollar amount received for the quantity sold as salvage
- a value determined by COC.

Note: Make sure the producer’s share is considered when applying salvage value before deducting from the payment.

Salvage value:

- determinations may apply to insured crops where RMA loss data is used
- applies to value loss crops
- does not include secondary use.

117 Salvage Value (Continued)

B Applying Salvage Value (Continued)

Example: Crop: IRR Apples, COM, FH

Uninsured Unit Acres: 100

Total Production: 2500 bushels sold as fresh
2500 bushels sold as cattle feed for \$1000

Mr. Appleseed incurred a production loss on his apple crop due to Hurricane Florence. Due to the damage from the hurricane, some of his apples were not suitable for the fresh market but were able to be marketed as cattle feed. Normal production rules apply to the production sold as fresh. Mr. Appleseed had verifiable records of production. The salvage value of \$1000 was accepted by the COC as a reasonable value for the damaged 2500 bushels of apples sold as cattle feed. Production to count is 2500 bushels sold as fresh, and \$1,000 salvage value will be deducted from the payment calculation, if applicable.

118 Production Not to Count

A Production Not Counted

Production from ineligible acreage will **not** be included in the production to count.

Production from ineligible acreage includes the following:

- production from any crop with IU of grazing
- production from any other acreage determined to be ineligible
- production from subsequent crop acreage determined ineligible acreage

Note: If commingled, follow commingle rules according to paragraph 111.

- production from short rated crops
- production sold as secondary use or salvage value.

119 Adjusting RMA Download Data

A Overview

Data from RMA may not match FSA records. The basic rule is that RMA data will be used, provided it meets the requirements. COC’s must use the most accurate data and, if warranted, make changes to RMA data only for the situations addressed in this paragraph. All changes must be supported by documentation in the COC minutes and kept in the producer’s file.

This table lists justifications for adjusting RMA data, but it is not all inclusive.

Element	Reason for Adjustment
Acres	Not all acres are initial or planted in an approved double cropping or multiple cropping area.
Indemnity	Only adjust if shares differ.
Production	Only adjust when acres differ.
Share	Can be adjusted when an RMA exception is met according to subparagraph 31 F.
Stage	Only adjust from “UH” (unharvested) to “H” (harvested) or vice versa.

When RMA data is incorrect, County Offices may adjust without a correction to the RMA data.

B Taxpayer Identification Number Differences

When the ID number on the RMA data printout does not agree with FSA records, the County Office must consult with the producer to determine which individual/entity has risk and ownership share of the crop. County Offices will determine the correct ID number to use for the applications and notify RCO of discrepancies using AD-2007, provided none of the RMA known exemptions in subparagraph 31 F apply.

If FSA records are correct, process the application as an uninsured producer. If the ID number is incorrect on FSA records, correct records according to 11-CM and process applications using the correct number. County Office staff will need to review other potential eligibility requirements if participating in other FSA administered programs.

Note: Does not apply to an incorrect digit within the TIN or transposing a number when entering.

119 Adjusting RMA Download Data (Continued)

C Share Differences

RMA data may show producer shares that differ from FSA. If shares differ, then COC will determine:

- the producer's actual share in the crop, or what the share would have been if the crop had been produced
- if the FSA recorded share is correct; is the share difference because of known RMA exception according to subparagraph 31 F:
 - if yes, COC will use FSA data and complete the application process
 - if no, notify RMA using AD-2007 according to 4-RM and process the application using FSA share.

Note: County Offices do not have to wait for a correction to the RMA data.

- if the RMA share is correct use RMA data. County Offices must:
 - correct FSA share to match RMA share
 - use share reported by RMA to determine a potential payment
 - review other FSA program payments to determine the producer's eligibility for those payments.

Example #1: Share discrepancy meeting RMA exemption

Jane has a crop insurance policy with a 100 percent share. FSA records list Jane farming with 75 percent share of the crop and the landlord with 25 percent. This meets the RMA exemptions in subparagraph 31 F for landlord/tenant. FSA processes the application with Jane having a 75 percent share. The landlord may complete an application for the 25 percent share provided they are listed as an SBI on the insurance policy.

Example #2: Correct FSA Shares

Joe has a crop insurance policy with a 75 percent share. FSA records supported by a lease and other documents list Joe as having a 67 percent share. The County Office determines that FSA records are correct.

In this example, the County Office will submit AD-2007 to RMA according to 4-RM, identifying the share discrepancy and ensure that the provider has verified FSA's share are correct.

119 Adjusting RMA Download Data (Continued)

D Acreage Data Discrepancies

In cases where there is a discrepancy in RMA and FSA acreage, use the lesser of RMA or FSA acres.

Note: This is also covered in subparagraph 90 B.

E Harvested and Unharvested Acreage Discrepancies

RMA data may show acres as being unharvested because of appraised acreage that was harvested as a use other than the intended use as reported on FSA-578. The RMA stage code may not accurately reflect that the crop was harvested as another use.

RMA data will be used unless FSA has adequate documentation that the crop has been mechanically harvested. Harvested includes mechanically harvested as forage (silage or hay). Documentation could include:

- FSA-578 certification and COC determination that acreage is eligible for LDP
- evidence the acreage was harvested for grain, hay, or silage.

When evidence exists indicating the crop was harvested, the County Office will use the stage code of “H” (harvested) rather than “UH” (unharvested). Document the reason for the change in the producer’s folder.

Note: Whenever the stage code is changed from “UH” to “H”, the RMA production documentation must be reviewed. All determinations must be documented in the COC minutes. See the following examples.

Example 1: Corn for grain policies that are harvested for silage may appear on RMA data as unharvested.

If RMA appraised the production for IU of grain and this was provided through the RMA data, then this production will be used. However, production will be considered harvested.

If RMA indicates the crop was harvested and provides production through the RMA data with the final use of silage, then follow 8-LP, subparagraph 336 C.

If RMA indicates the crop was unharvested and does not provide production through the RMA data but there is evidence the crop was harvested for silage, then follow subparagraphs 110 F through J for acceptable production evidence (also 8-LP, subparagraph 336 C for conversion to IU, if applicable). The crop will be considered as harvested.

119 Adjusting RMA Download Data (Continued)**F Harvested and Unharvested Acreage Discrepancies (Continued)**

Example 2: RMA indicates that apples are unharvested and provides appraised production through the RMA data. However, this was a fresh only policy. Most of the apples did not meet quality for a fresh market due to the hurricane. The appraisal provided by RMA was based on fresh apples only. However, the crop was harvested for processed. RMA appraised production will not be used, actual production will be zero. The stage code will reflect “H” for harvested acres. Follow subparagraph 110 F for acceptable production evidence. The secondary use value received by the producer from the processed apples and the RMA indemnity will be deducted from the payment calculation.

Notes: Multiple market crops are an exception to the production being reported by crop/type/IU. Production will be entered as crop/type/final use.

If the crop was harvested for salvage purposes only (did not go to a market of fresh, processed, or juice) the production remains unharvested and any appraised production provided by RMA may be used (see paragraph 116). Proceeds received by the producer from salvage value will be deducted from the payment.

G Acre Changes Because of Subsequent Crop Determinations

Subsequent crop acres are only eligible for benefits when planted in an approved double cropping area or multiple cropping area. Subsequent acres in an unapproved double cropping or multiple cropping situation are not eligible; therefore, any production associated to an ineligible crop will not be included in the calculations for a potential payment.

Example: 100 acres of insured soybeans are reported to RMA. FSA determined that 75 of the acres were initial and 25 acres were determined a subsequent crop. The 25 acres of soybeans determined subsequent are not eligible for and production associated with these acres will not be included in the calculation. FSA must adjust the RMA data to reflect only the 75 acres of initial crop, including production. However, all indemnity earned from the total 100 acres will be subtracted from the payment calculation.

All changes must be supported by documentation and kept in the producer’s file.

120-130 (Reserved)

Part 6 Price

131 Determining Price

A Which Price to Use

The price used to calculate an RMA indemnity or NAP payment will be used to calculate benefits. For production-based crops, determine the price according to this table.

IF the price is for...	THEN use the price...
insured crops	<ul style="list-style-type: none"> • provided by RMA, if available • if not available, use the price from NCT.
NAP covered crops	from NCT.
uninsured crops	
all Puerto Rico producers	

Note: If the FSA-578 has a crop reported as organic but the STC has not approved an organic price for that crop, the average market price will be used.

Examples: Producer J grew cotton which was insured with a RMA policy. The price to be used is the price RMA used in the policy for the insured cotton.

Producer M grew pecans which had NAP coverage. The price to be used is the price in the NCT for pecans.

Producer T grew watermelon which was not covered by a RMA policy or NAP. The price to use for WHIP is the average market price in the NCT for watermelons.

Producer D is a Puerto Rico producer who grew tomatoes which were insured. The price to be used is the average market price in the NCT for tomatoes.

For trees, bushes, and vines, use the price according to Part 8.

For value loss crops, use the price according to Part 9.

132-139 (Reserved)

Part 7 Trees, Bushes, and Vines**140 Trees, Bushes and Vines General Provisions****A Eligible Trees, Bushes and Vines**

Perennial trees, bushes and vines grown for the commercial production of an annual crop intended for human consumption that were damaged or destroyed as a result of a qualified disaster event, or related conditions are eligible for benefits.

The corresponding crop that the tree, bush or vine produces must be listed in 2-CP and be a NAP eligible crop. For commercial crops that are not listed in 2-CP, STC's will ensure that additions are handled according to 2-CP. Follow procedure in 1-NAP (Rev. 2) to request NAP eligibility.

B Ineligible Trees, Bushes and Vines

The following trees, bushes and vines are not eligible:

- perennial plants that are harvested for edible roots, such as ginseng or ginger are not eligible under the tree, bush and vine provisions but may be considered under production losses
- abandoned groves
- nursery plants, ornamental plants or plants grown for non-commercial purposes
- bananas and plantains
- trees, bushes, and vines covered through a block grant.

C Maximum Number of Plants Per Acre

STC may establish a maximum number of trees, bushes, and vines per acre based on normal agricultural practices in the State.

141 Tree, Bush, and Vine Stages**A Overview**

Trees, bushes, and vines are categorized into stages of growth to more accurately represent the dollar value of the plant and the dollar value lost at a specific stage of growth. FSA will use tree stages established by RMA, if available. RMA tree stages and partial damage factors are applicable nationwide. Trees, bushes, and vines that do not have data established by RMA have a price and partial damage factor assigned for each applicable tree stage (Exhibit 12).

B Establishing Stages

Trees, bushes, and vines that are not insured by RMA must have stages identified to determine the value of loss. Growth stages for trees, bushes, and vines are collectively referred to as tree stages. STC will consult with extension agents, local universities, horticulturists, or other reliable sources to determine growth stages for trees, bushes, and vines not covered by an RMA tree policy. Up to three stages of growth may be used to identify price and damage factors. Growth is split into stages to represent:

- newly planted or reset, non-producing plants
- established plants that are not yet fully producing
- fully mature plants that are producing a yield typical of healthy plants of a similar age.

Trees, bushes, and vines with shorter development cycles may be categorized using only two stages to represent:

- newly planted or reset, non-bearing plants
- fully mature plants that are producing a yield typical of healthy plants of a similar age.

141 Tree, Bush, and Vine Stages (Continued)**B Establishing Stages (Continued)**

STC may determine that trees beyond a certain age have reduced productivity and should be categorized as tree stage II instead of tree stage III.

Example: A producer suffered losses to snozzberry trees due to wildfire. STC consults with a university agronomist and determines that snozzberry trees produce no fruit the first 2 years after planting (set out). Between 2 and 4 years, snozzberry trees produce some fruit, but have not reached full potential. Snozzberry trees reach full production potential 5 years after set out. STC determines that snozzberries have three tree stages:

- Stage I – trees planted two years or less before the beginning of the crop year
- Stage II – trees planted between 3 and 4 years before the beginning of the crop year that produce some fruit but are not fully productive
- Stage III – trees planted 5 or more years before the beginning of the crop year that have reached the full production capacity of a healthy snozzberry tree of a similar age.

C Determining Prices for Trees, Bushes, or Vines

STC will consult with extension agents, local universities or other reliable sources to determine prices of lost trees, bushes, or vines. University crop budgets should be used to determine costs.

Tree, bush or vine stages and partial damage factors are determined at the crop level and will be consistent between crop types. Price data may be determined at the crop type level. Tree stage data will be loaded into the NCT for the corresponding crop.

141 Tree, Bush, and Vine Stages (Continued)

C Determining Prices for Trees, Bushes, or Vines (Continued)

Tree, bush, and vine prices are established in a similar manner as RMA pricing and should account for the cost of:

- the tree as a new sapling
- installation labor for the sapling
- additional watering, fertilizer and other cultural practices to develop the tree, bush, or vine to the stage at which it was lost above what the lost tree would have required had it not been damaged or destroyed
- removal of a destroyed tree, bush, or vine of a similar tree stage.

Note: If there is no significant difference in annual costs, STC may opt to exclude those costs from the price calculation.

D Tree, Bush, and Vine Price Calculation Example

A producer applies for benefits for lost snozzberry trees. Snozzberries are not insurable in the State the producer farms in and must have prices established. STC consults with the local university and identifies the following costs.

For all stages, the initial costs are considered in setting the price.

Initial Costs	
Seedling Cost	\$9
Planting Cost	\$6
Initial Pesticide Treatment	\$2
Total Initial Cost	\$17

The STC determines the following costs associated with each stage.

	Stage I	Stage II	Stage III
Cost to remove a tree	\$1	\$5	\$15
Annual pruning, training and pesticide costs	\$15	\$13	\$5

141 Tree, Bush, and Vine Stages (Continued)

D Tree, Bush, and Vine Price Calculation Example (Continued)

Snozberries are classified as Stage I for 2 years, Stage II from 3 to 4 years, and reach Stage III after 5 years. The difference in annual costs is calculated for each year that it takes to develop a new tree to the same stage the lost tree was at when it was damaged or destroyed. For instance, a Stage I tree costs \$10 more per year to maintain than a Stage III tree.

Cost		Stage I	Stage II	Stage III
Initial Cost		\$17	\$17	\$17
Removal Cost		\$1	\$5	\$15
Difference in Annual Costs	Year 1		\$2	\$10
	Year 2		\$2	\$10
	Year 3			\$8
	Year 4			\$8
	Year 5			\$8
Total Price		\$18	\$26	\$76

E Determining Partial Damage Factors for Trees, Bushes, and Vines

Partial damage factors reflect the amount of value lost if a tree requires rehabilitation but is not completely destroyed. Partial damage factors are consistent nationwide, and factors already established for trees where crop insurance is available will be used without regard to location.

STC will consult with extension agents, local universities, horticulturists, or other industry experts to determine appropriate partial damage factors for trees, bushes or vines not covered by crop insurance or not previously established by FSA. The following table shows the average damage factors for insured fruit trees and can be used as a guideline for establishing damage factors for uninsured trees.

Stage	Partial Damage Factor
I	0.63
II	0.42
III	0.35

Tree, bush, or vine stages and partial damage factors are determined at the crop level and will be consistent between crop types. Price data may be determined at the crop type level. Tree stage data will be loaded into the NCT for the corresponding crop

141 Tree, Bush, and Vine Stages (Continued)

F Submitting Tree Stage Data to National Office

Tree stage data, specifically the number of tree stages and damage factors, should be consistent among States. STC-approved tree stage data, including tree stage, partial damage factor, and price must be submitted to DAFP via email to **RA.FSA.DCWA2.ppb@wdc.usda.gov**. The subject line of the email must include the text “Tree Stage Data”. Provide the following documentation with the request:

- State memo
- supporting documentation.

Note: If STC determines that previously approved DAFP tree stage, partial damage factor, and price will not change, then DAFP approval is not needed again.

142 Determining Stages of Reported Trees, Bushes, and Vines

A Introduction

Trees, bushes, and vines are classified into stages based on age and production capability. Topwork, grafting, buckhorning, resets, or other modifications to plants that reduce production capability may reduce the effective growth stage of a plant, regardless of original planting date.

B Tree Stage Classification for RMA Insurable Trees

Determine the tree stage according to this table:

IF at the beginning of the crop year, the trees were...	THEN the stage is...
<ul style="list-style-type: none"> • Citrus, Avocado and Mango Trees: set out less than 3 crop years, buckhorned or topworked less than 2 crop years, or reset less than 1 year • Carambola Trees: set out, buckhorned, or topworked less than 1 crop year • Pecan Trees: determined to have a trunk diameter of 10.0 inches or less, or had a trunk diameter of 20.0 inches or less and were pruned less than 2 years before the beginning of the crop year or dehorned less than 5 years before the beginning of the crop year 	<p>Stage I</p>

142 Determining Stages of Reported Trees, Bushes, and Vines (Continued)

B Tree Stage Classification for RMA Insurable Trees (Continued)

IF at the beginning of the crop year, the trees were...	THEN the stage is...
<ul style="list-style-type: none"> • Citrus, Avocado and Mango Trees: set out 3 or more crop years, buckhorned or topworked 2 or more crop years, or reset 1 or more crop years before the beginning of the current crop year, but do not qualify as stage III • Carambola Trees: set out, buckhorned or topworked 1 or more crop years before the beginning of the current crop year, but do not qualify as stage III • Pecan Trees: determined to have a trunk diameter between 10.01 and 20.0 inches, were pruned more than 2 years before the beginning of the crop year, or have a trunk diameter greater than 20.0 inches and were pruned less than 2 years or were dehorned less than 5 years before the beginning of the crop year 	<p>Stage II</p>
<ul style="list-style-type: none"> • Citrus, Avocado and Mango Trees: able to produce a yield typical of a healthy tree of the current tree age and have reached the: <ul style="list-style-type: none"> • seventh crop year after set out • fifth crop year after buckhorning or topworking, or • third crop year after rehabilitation or reset • Carambola Trees: able to produce a yield typical of a healthy tree of the current tree age and have reached the third crop year after set out, buckhorning or topworking • Pecan Trees: determined to have a trunk diameter greater than 20.0 inches, have not been pruned within 3 years or dehorned within 5 years, and are able to produce a yield typical of a healthy tree 	<p>Stage III</p>

143 Reporting Trees, Bushes, and Vines**A Introduction**

Trees, bushes, and vines will be reported on FSA-578 following provisions in 2-CP for orchard planting patterns.

B Reporting Trees, Bushes and Vines by Tree Stage

Trees, bushes, and vines of the same tree stage that are planted in a block with no discernable change in planting pattern will be reported as a single field. If plants of different tree stages are interplanted in the same block, each tree stage should be reported as a subfield.

When loading subfields for tree stages, determine the number of trees in each stage.

If tree spacing is known for each tree stage, calculate the number of acres for each tree stage based on the number of trees and tree spacing. If tree spacing is not known, prorate the acres for each tree stage so that the total of all subfields equals the total field acreage.

C Reporting Trees, Bushes, and Vines – Known Tree Spacing Example

A producer reports 6,894 trees planted in 1996 with a spacing of 25 x 12.5. The producer also reports 11,834 trees planted in 2015 spaced 20x9.

All trees are interplanted in a 100-acre grove.

To calculate the number of trees per acre, divide the number of square feet per acre (43,560) by the product of multiplying the feet between trees by the feet between rows.

To calculate the number of acres for the subfield, divide the number of trees by the trees per acre.

Subfield 1A:

- $43560 \text{ sq. ft. per ac.} \div (25 \text{ ft. between rows} \times 12.5 \text{ ft. between trees}) = 139.39 \text{ trees/ac.}$
- $6894 \text{ trees} \div 139.39 \text{ trees/ac.} = 49.46 \text{ acres.}$

Subfield 1B:

- $43560 \text{ sq. ft. per ac.} \div (20 \text{ ft. between rows} \times 9 \text{ ft. between trees}) = 242 \text{ trees/ac.}$
- $11834 \text{ trees} \div 242 \text{ trees/ac.} = 48.90 \text{ acres.}$

143 Reporting Trees, Bushes, and Vines (Continued)

C Reporting Trees, Bushes, and Vines – Known Tree Spacing Example (Continued)

The acreage report is loaded to show:

Field	Subfield	Acres	Orchard Crop Information			
			Number of Trees	Row Width	Spacing of Trees	Age of Trees
1	A	49.48	6894	25	12.5	22
1	B	48.90	11834	20	9	3

D Reporting Trees, Bushes, and Vines – Unknown Tree Spacing Example

A producer reports 6,894 trees planted in 1995 and 11,834 trees planted in 2014. All trees are interplanted in a 100-acre grove, but tree spacing and planting pattern is not known.

To calculate the number of acres for each tree stage, divide the number of trees in the tree stage by the total number of trees. Multiply the result by the total number of acres.

Subfield 1A:

- $6,894 \text{ trees in tree stage} \div 18728 \text{ total trees} = 0.3681$
- $0.3681 \times 100 \text{ acres} = 36.81 \text{ acres.}$

Subfield 1B:

- $11834 \text{ trees in tree stage} \div 18728 \text{ total trees} = 0.6319$
- $0.6319 \times 100 \text{ acres} = 63.19 \text{ acres.}$

Field	Subfield	Acres	Orchard Crop Information			
			Number of Trees	Row Width	Spacing of Trees	Age of Trees
1	A	36.81	6894	-	-	22
1	B	63.19	11834	-	-	3

144 Determining Damaged and Destroyed Trees, Bushes, or Vines**A Introduction**

Trees, bushes, and vines that sustained damage due to a hurricane, wildfire or related conditions are categorized as destroyed or damaged. Damage is defined as limb breakage, dead wood or significant canopy loss.

B Evidence of Loss

If physical evidence of the lost trees, bushes, or vines no longer exists, the owner must provide evidence acceptable for COC to determine the eligible trees, bushes, or vines existed and were lost on each stand because of the approved eligible natural disaster condition. The owner has the burden of proof to substantiate previous existence of trees that no longer exist.

Evidence that COC may determine acceptable includes the following:

- receipts for the original purchase of the eligible trees, bushes, or vines where benefits are requested
- documentation of labor and equipment used to plant or remove the eligible trees, bushes, or vines that were lost
- chemical, fertilizer, or other related receipts to substantiate the existence of the eligible trees, bushes, or vines
- RMA appraisal worksheet may be used by COC to substantiate applicant's certification of trees lost

Note: This may be considered; however, FSA is under no obligation to find or obtain these records.

- certifications of tree, bush, or vine losses by third parties (indirectly involved), such as consultants, Extension Service, universities, or Government personnel, but only if there is no other documentation available
- maps with aerial photography that clearly identify damaged or destroyed trees
- photographic evidence of the loss with date
- evidence provided with a TAP or ECP application for the same acreage.

144 Determining Damaged and Destroyed Trees, Bushes, or Vines (Continued)

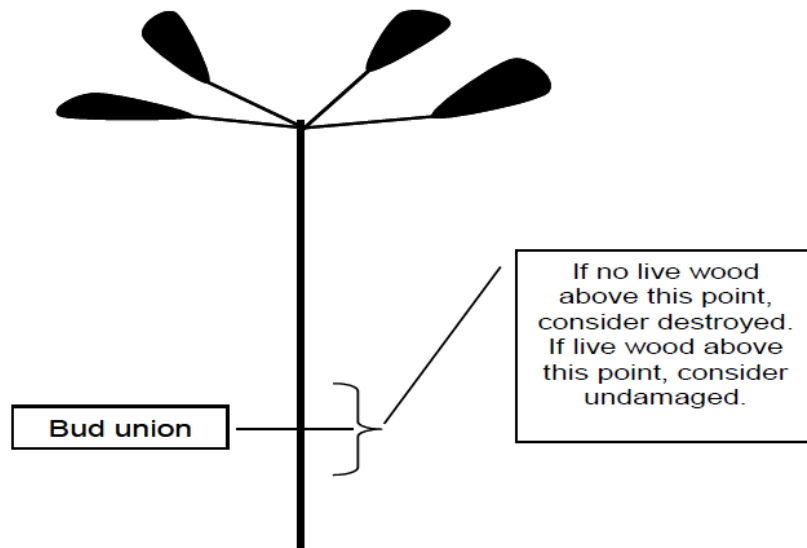
C Destroyed Trees, Bushes, and Vines

A tree, bush or vine is considered destroyed if it is:

- dead or dying
- toppled or leaning and a reset is not practical
- missing
- damaged to the extent that rehabilitation is not practical.

Citrus or tropical fruit trees that are damaged during the year of set out and have no live wood above the bud union are considered destroyed.

Example: Damage occurring during the year of set out.



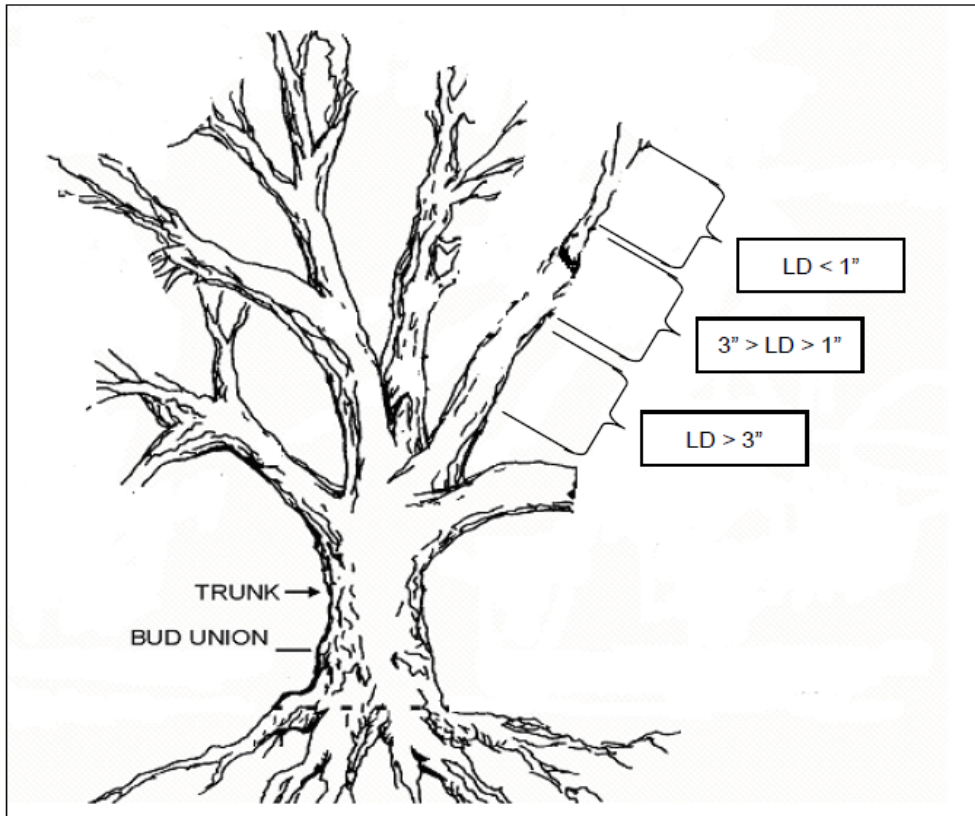
Stage II and III pecan trees are considered destroyed if the tree is toppled or leaning.

144 Determining Damaged and Destroyed Trees, Bushes, or Vines (Continued)

D Damaged Citrus and Carambola Trees

Damaged citrus and carambola trees have at least one damaged limb that is at least one inch in diameter at the point of damage.

Example:



Toppled trees, where the tree is no longer upright and the roots are exposed, that can be reset are considered damaged. If reset is not possible or if the reset failed, the tree is considered destroyed.

144 Determining Damaged and Destroyed Trees, Bushes, or Vines (Continued)**E Damaged Avocado and Mango Trees**

Damaged avocado and mango trees have at least 1 limb greater than 2 inches in diameter at the point of damage

Toppled trees, where the tree is no longer upright and the roots are exposed, that can be reset are considered damaged. If reset is not possible, the tree is considered destroyed.

F Damaged Pecan Trees

Damaged pecan trees are trees that have at least 10 percent canopy loss and require rehabilitation (pruning but not dehorning).

Toppled or leaning Stage I trees are considered damaged. Stage II or III trees that are toppled or leaning are considered destroyed.

145 Payment Calculation for Trees, Bushes, and Vines**A Overview**

Unlike production crops where benefits are calculated on a unit basis; tree, bush, and vine losses are calculated on affected plants only.

Benefits are calculated based on the number of plants in each tree stage.

The basic calculation for tree, bush and vines will be the same as production losses which is expected value multiplied by the WHIP+ percentage minus actual value minus the producer's indemnity or NAP payment and minus any secondary use or salvage value received.

B Adjustments and Assignments for Trees, Bushes, and Vines

COC may adjust the number of plants, number of destroyed plants, and/or number of damaged plants within a tree stage.

Example: Producer completes an application and indicates 100 trees were destroyed due to hurricane. Based on COC review of evidence of loss submitted by the producer, COC determines that 50 trees were reset and should be considered damaged and not destroyed. COC adjusts the number of destroyed trees to 50 and the number of damaged trees to 50. Producer must be notified, and applicable appeal rights provided

145 Payment Calculation for Trees, Bushes, and Vines (Continued)

C Pay Grouping for Trees, Bushes, and Vines

Unlike production crops, calculations are based on affected trees, bushes, and vines. Affected trees are trees that are damaged or destroyed due to a qualifying disaster event; no other eligible losses are included in the affected total. Losses to trees, bushes, and vines are not offset by undamaged inventory. Pay groups are not applicable to trees, bushes, and vines.

Example: A producer with 500 pecan trees had 20 trees destroyed due to vandalism. The producer had an additional 100 trees destroyed due to hurricane in September 2018. Because the hurricane is the only qualifying loss event, only the 100 pecan trees destroyed as a result of the hurricane are included in the payment calculation.

D Calculating Expected Value of Trees, Bushes and Vines

Payment amount is calculated based on affected trees, bushes and vines for each tree stage.

Step	Action
1	Add the number of destroyed trees and the number of damaged trees in the tree stage to determine the number of affected trees.
2	Multiply the result of step 1 by the reference price for the tree stage as listed in the NCT.
3	The result of step 2 is the expected value to be used in the payment calculation.

Example: A producer reports 150 snozzberry trees in tree stage I were destroyed and 100 were damaged. The total affected trees for tree stage I is 250 trees. The reference price for snozzberry trees at tree stage I is \$18.

Step	Action
1	150 destroyed trees + 100 damaged trees = 250 affected trees
2	250 affected trees × \$18 reference price = \$4,500
3	\$4,500 is the expected value of the trees affected in tree stage I

145 Payment Calculation for Trees, Bushes, and Vines (Continued)

E Calculating Actual Value of Trees, Bushes, and Vines

The actual value is calculated by adding the number of destroyed trees in a tree stage times the reference price and the number of damaged trees in the tree stage times the partial damage factor times the reference price. The resulting number is subtracted from the expected value.

Step	Action
1	Multiply the number of destroyed trees in the tree stage by the reference price.
2	Multiply the number of damaged trees in the tree stage by the partial damage factor by the reference price.
3	Add the result of step 1 to the result of step 2 to determine the value of damaged and destroyed trees.
4	Subtract the result of step 3 from the expected value of the affected trees.
5	The result of step 4 is the actual value to be used in the payment calculation.

Example: As a continuation to the example in subparagraph D, the producer reports 150 snozzberry trees in tree stage I were destroyed and 100 were damaged. The reference price for snozzberry trees at tree stage I is \$18, and the partial damage factor is 0.75.

Step	Action
1	150 destroyed trees × \$18 reference price = \$2,700 value of destroyed trees
2	100 damaged trees × 0.75 partial damage factor × \$18 reference price = \$1,350 value of damaged trees
3	\$2,700 + \$1,350 = \$4,050 value of damaged and destroyed trees
4	\$4,500 - \$4050 = \$450 Actual Value
5	\$450 is the Actual Value to be used in the payment calculation

F Salvage Value of Trees, Bushes, or Vines

Salvage value applies to losses to trees, bushes, and vines. Examples of salvage use of trees, bushes, or vines include selling byproducts as:

- lumber
- mulch
- firewood
- compost.

145 Payment Calculation for Trees, Bushes, and Vines (Continued)

G Producers Receiving TAP Benefits

Payments made under TAP do not offset benefits. While tree prices are determined using similar considerations as expenses covered under TAP, payments are based on the tree that was lost and TAP covers expenses related to a new tree. Payments do not require replanting of lost trees, bushes and vines.

146-159 (Reserved)

Part 8 Value Loss Crops

160 Value Loss Crops General Provisions

A Identifying Value Loss Crops

Value loss crops are crops where the plant or commodity is sold, rather than a product of the plant. Value loss crops do not lend themselves to yield loss calculations or production loss situations. Examples include, but are not limited to:

- Christmas trees
- crustaceans
- flowers
- mushrooms
- ornamental nursery
- tropical fish
- turfgrass sod.

B Calculating Loss

Assistance for value loss crops is determined by comparing the value of inventory immediately before a disaster to value of inventory immediately after a disaster.

FMV-A is the dollar value of the crop immediately **before** the eligible disaster event.

FMV-B is the dollar value of inventory immediately **after** the eligible disaster event.

Determinations concerning the value of the loss for the crop on the unit **must** be made. The crop **must** be unmarketable to be considered a loss.

For value loss crops that either did not suffer a qualifying loss under NAP, there is no record of the value immediately after the eligible disaster, producers must provide verifiable and reliable evidence that shows the inventory immediately after the disaster. Producers must identify the disaster and dates of the disaster for the qualifying losses. COC must verify that the disaster did occur on the dates submitted. County Offices will follow 1-NAP in assisting producers in documenting the value of the inventory immediately before and after the disaster.

Methods of establishing inventory or dollar value immediately before disaster include, but are **not** limited to, the following:

- appraisal by LA
- accurate inventory records from the producer
- producer's beginning inventory extrapolated from COC-established mortality rates based on size, age, and days of growth.

160 Value Loss Crops General Provisions (Continued)**C Determining the Applicable Crop Year for Value Loss Crops**

Most value loss crops have the same defined crop year, October 1 through September 30. However, nonornamental nursery and propagation stock nonornamental nursery have a defined crop year of June 1 through May 31.

Example: 2019 turfgrass sod crop year starts October 1, 2018 and ends September 30, 2019. If a hurricane occurs on October 8, 2018, the loss for turfgrass sod will be paid as a 2019 crop.

161 Aquaculture**A Eligible Aquaculture Species**

Eligible aquaculture species are:

- any species of aquatic organisms grown as food for human consumption
- fish raised as feed for fish that are consumed by humans
- ornamental fish propagated and reared in an aquatic medium.

To be eligible for assistance, eligible aquaculture species **must** be raised:

- by a commercial operator on private property
- in water in a controlled environment.

B Crop Year

The crop year for all aquaculture species is October 1 through September 30.

C Calculating Eligible Loss

See subparagraph 160 B for calculating losses of value loss crops.

Once the method for determining the value of the inventory immediately before and after the disaster is determined, the County Office will review the inventory value by crop and species to ensure that the prices used do not exceed the value approved by STC.

D Applying Payment Factors

STC will establish unharvested payment factors for each type or variety of aquaculture species according to 1-NAP (Rev. 2).

162 Ornamental Nursery**A Eligible Ornamental Nursery**

Eligible ornamental nursery includes decorative plants grown in a container or controlled environment for commercial sale.

Eligible nursery inventory includes, but is **not** limited to, the following:

- deciduous shrubs, broadleaf evergreens, coniferous evergreens, shade and flowering trees, etc.
- containerized crops grown in a controlled environment
- stock for use as propagation in a commercial ornamental nursery operation.

B Ornamental Nursery Crop Year

The beginning and ending dates are from June 1 through May 31.

C Wholesale Market Value

Wholesale market value is the total dollar valuation of all eligible stock in the unit at any time. Values are based on the producer's wholesale price list, if properly supported by records, less the maximum discount, which is stated in dollar terms, granted to any buyer.

COC will examine each ornamental nursery producer's wholesale price list to determine whether prices, for each type, variety, and size of plant, are reasonable. If prices appear unreasonable for any plant within the inventory, STC will establish the wholesale price for this plant.

162 Ornamental Nursery (Continued)

D Calculating Eligible Loss

The loss calculation for ornamental nursery will be based upon the ornamental nursery stock having no dollar value following the disaster. Ornamental nursery stock having any dollar value will be counted as full value because quality adjustments are **not** authorized.

Further, damaged plants that are determined able to rejuvenate or plants merely stunted or delayed for harvest will be counted as full value.

The total loss of value of all eligible ornamental nursery stock present on a unit at the time of disaster **must** be reduced by more than the coverage level selected by the producer before any payment can be made.

IF...	THEN...
insured and loss filed	RMA will provide FMV-A and FMV-B.
insured but no loss earned	participant will provide FMV-A which will be signed by crop insurance agent and the participant. Participant must also bring a copy of the appraisals performed immediately following the disaster events, signed and dated by LA or other acceptable document so that FMV-B may be calculated.
NAP	NAP data.
NAP but no loss filed	participant will provide inventory immediately before the qualifying disaster event and immediately after the qualifying event.
uninsured	participant will provide inventory immediately before the qualifying disaster event and immediately after the qualifying event.

E Applying Payment Factors

The approved prevented planting payment factor for the prevented planting of all ornamental nursery crops will be zero.

The 2 unharvested payment factors for ornamental nursery are:

- 100 percent, for container-grown ornamental nursery
- 75 percent, for field-grown, or non-container grown nursery stock.

163-179 (Reserved)

Part 9 Special Provisions**180 Special Provisions for Calculating Benefits****A Overview**

These provisions include elements and procedures for crops, crop insurance policies, planting patterns, and other situations that do not fit in standard procedure for calculating benefits.

B Applicable Provisions

Provisions applicable include but are not limited to:

- multiple market crops
- grass for seed also harvested as forage
- sugar beets
- PRF
- California and Arizona citrus
- dollar plans
- hybrid seed
- harvested adulterated grapes
- certified seed potato endorsements
- Puerto Rico provisions.

C Winter Coverage Endorsements

Because of initial crop/subsequent crop rules, production may or may not count on the winter coverage endorsements. If winter wheat is planted in the fall and is lost during the winter, and the producer elects to receive an indemnity on this loss, this is considered as the initial crop by FSA. Production to count will be on this crop only; regardless what is planted after (subsequent crop) this failed winter crop. However, if the producer elects not to receive an indemnity and plants spring wheat with continued coverage under this endorsement, the spring wheat production will count as the initial crop.

180 Special Provisions for Calculating Benefits (Continued)**D Skip Row Crops**

Skip-row corn and grain sorghum may use RMA production. If cotton has a value in the “Skip-Row Code” field of the “Y” record, then RMA production may **not** be used on the “L” (Loss) record or “SY” production. Producers must provide production evidence according to Part 6. Applicable skip-row codes for cotton are as follows:

- for AR, LA, MO and all States east of these States, 102, 103, 106, 107, 108, 111, 112, 117, and 118
- for NM and the following TX counties: Baylor, Concho, Runnels, Schleicher, Shackelford, Sutton, Taylor, Throckmorton, Val Verde, Wilbarger, and all counties west of these counties, 201, 202, 203, 204, 205, 206, 207, 208, 208, 210, 211, 212, 213, 214, 215, 216, and 217
- for KS, OK, and all TX counties not previously listed, 301, 302, 303, 304, 305, 306, 307, 308, 309, 310, 311, 312, 313, 314, 315, 316, and 317.

181 Multiple Marketed Crops Provisions**A Definition of Multiple Market Crops**

Multiple market crop means a crop that can have multiple market or intended uses with separate average market prices established for each use.

B Multiple Market Crops

The following perennial tree fruit crops are identified as multiple market crops, including but not limited to:

- apples
- apricots
- bananas
- cherries
- grapefruit
- lemons
- limes
- oranges, including mandarin
- peaches
- pears
- plums
- prunes
- tangelos
- tangerines.

Note: If a crop meets the definition in subparagraph A, but is **not** included in the list, STC's should contact the National Office and provide the name of the crop as listed in 2-CP.

C Expected Value

For multiple marketed crops, the expected value will be determined based on the IU.

181 Multiple Marketed Crops Provisions (Continued)

D Actual Value

For multiple marketed crops, the actual value will be determined using the production to count sold for the IU.

E Production Sold to a Market Other Than Intended

The producer must provide records of all production marketed to secondary uses or sold as salvage. The value of any production sold in a secondary market will be calculated using the NCT price for that use and loaded as a secondary use in the application. The value of any production sold in an unrecognizable market will be calculated using salvage rules according to paragraph 117.

182 Grass for Seed Also Harvested as Forage

A Overview

Typically, grass intended for seed will be cut for hay at least once before harvest for seed. The residual from the seed harvest will usually be baled for hay. RMA will only allow one IU to be covered by an insurance policy and 2-CP only allows only one IU for this situation. Generally, a seed producer must be certified, and the producer will usually elect to cover their grass seed harvest rather than forage.

183 Sugar Beet Provisions

A Conversion to Standardized Tons

Sugar beet production data obtained from RMA, whether on a loss or yield record, has already been adjusted to standardized ton. Therefore, no additional adjustment because of sugar content is necessary.

For producers without RMA production data, an adjustment to standardized tons **must** be made according to subparagraphs B through D.

B Adjustment Procedure

Production that meets the minimum acceptable standards contained in the sugar beet processor contract or corporate resolution **must** be converted to standardized tons. County Offices will calculate standardized tons for sugar beets meeting the maximum acceptable standards by completing the following steps.

Step	Action
1	Divide the average percentage of raw sugar by the raw sugar content percentage shown in the Federal Crop Insurance Policy “Special Provisions” for the administrative county, for the applicable disaster year. (See exception in subparagraph C).
2	Multiply the result from step 1, rounded to 3 places, times the number of tons of sugar beets meeting the minimum acceptable standard.

C Raw Sugar Percentage

The average percentage of raw sugar will be determined from tests performed by the processor at the time of delivery.

If the individual tests of raw sugar content are **not** made at the time of delivery, the average percent of raw sugar may be based on the results of previous tests performed by the processor during the crop year, if it is determined that these results are representative of the total production. If not representative, the average percent of raw sugar will equal the raw sugar content percent shown in the Federal Crop Insurance Policy “Special Provisions” for the administrative county.

183 Sugar Beet Provisions (Continued)

D Adjustments to Production Not Meeting Minimum Standards

Production appraised after the earliest delivery date that the processor accepts harvested production and that does **not** meet the minimum acceptable standards contained in the sugar beet processor contract because of an eligible cause of loss, will be converted to standardized tons. County Offices will calculate standardized tons for sugar beets **not** meeting the maximum acceptable standards by completing the following steps.

Step	Action
1	Divide the gross dollar value of all of the damaged sugar beets (including the value of cooperative stock, patronage refunds, etc.) by the average local market price per pound, as determined by COC for the year of the application.
2	Divide the result of step 1 by 2,000 lbs.
3	Divide the result of step 2 by the county average raw sugar factor contained in the RMA Crop Insurance, "Special Provisions" for the administrative county and applicable disaster year.

Example: The total dollar value of the damaged sugar beets is \$6,000.00. The local market price is \$0.10. The county average raw sugar factor is 0.15. The amount of production to count would be calculated as follows:

$$\begin{aligned}
 & \$6,000 \div \$0.10 = 60,000 \text{ lbs.} \\
 & 60,000 \text{ lbs.} \div 2,000 \text{ lbs./ton} = 30 \text{ tons} \\
 & 30 \text{ tons} \div .15 = 200 \text{ tons (production to count).}
 \end{aligned}$$

183 Sugar Beet Provisions (Continued)

E Location of RMA Special Provisions

The RMA Sugar Beet Special Provisions that contains the county average raw sugar factor for the administrative county may be obtained from the RMA web site as follows.

Step	Action
1	Access the RMA public Internet web site at http://www.rma.usda.gov/ .
2	Under “Popular Topics”, CLICK “ Information Browser ”.
3	Under Information Brower”, CLICK “ Actuarial Information Browser ”.
4	On A/B Landing Page, select the applicable A/B Reinsurance Year (that is, 2017).
5	On the Actuarial Document Selector by Crop Screen, from the “Crop” drop-down menu, select “ Sugar Beets (0039) ”.
6	From the “COMMODITY YEAR” drop down menu, select applicable year.
7	From the “INS PLAN” drop down menu, select “APH (90)”.
8	From the “STATE” drop down menu, select applicable State.
9	From the “COUNTY” drop down menu, select applicable county.
10	Select “ View Report ”.
11	From the “COMMODITY REPORT” drop down menu, select “ SPEC PROV ” tab.

184 Pasture, Rangeland, and Forage

A Background

PRF Program is:

- a plan of insurance based on a rainfall index during a selected 2-month time period called an index interval within an area grid. The rainfall index does not measure direct production or loss. Producers may receive an indemnity when the grid index falls below the producer's trigger grid index. Coverage is based on the experience of the entire grid and **not** an individual farm during the index interval.
- designed to give forage and livestock producers coverage on forage produced for grazing or harvested for hay.

Under PRF, policyholders:

- do **not** have to insure all their perennial forage acres
- are **only** required to identify the number of acres within a grid and not the types of forage or location of that forage within the grid.

Lack of precipitation is the only peril that is covered by PRF. Producers may also obtain NAP for the same acres covered by PRF. NAP covers all mechanically harvested forage acres within the pay crop and pay type, **not** just PRF acres.

WHIP+ assistance is only available on perennial forage acreage intended to be mechanically harvested. Any perennial forage crop reported as intended for grazing is not eligible.

B PRF Combinations for Perennial Forage

Producers with perennial forage acres may have the following coverage combinations:

- PRF only
- PRF with NAP coverage
- PRF with MPCCI
- PRF with NAP and MPCCI.

Insured status does not automatically qualify all perennial forage types for program benefits. Only perennial forage affected by a qualifying disaster event according to paragraph 30 are eligible. Crops with PRF acres will use the lesser of the FSA acreage or the total PRF acres with an RMA commodity type of "Haying" for all intervals on the unit. See paragraph 90.

Some perennial forage acres may be covered by NAP or a separate MPCCI policy (for example, alfalfa). To determine which acres are to be attributed to specific risk management combinations, compare the FSA and insured acres.

Note: Perennial forage production from first year seeding is **excluded**.

184 Pasture, Rangeland, and Forage (Continued)

C Determining Acreage for Producers with PRF Only

For producers with only PRF coverage, the eligible acreage is the lesser of the following:

- the acreage reported to FSA on FSA-578 for **all** perennial forage crops more than 1 year old with an intended use of “FG”
- the total of all RMA acreage records with a type of “Haying”.

Note: Only RMA acreage records with a unit number on the WHIPIR are included in the acreage total. PRF policies include an additional acreage record that displays total insurable acres that should be excluded from the calculation.

Example: A producer reports 100 acres of alfalfa and 25 acres of clover, both with an intended use of forage. The total FSA acres are 125 acres. The producer insured a total of 90 acres of PRF for all intervals for a total of 90 acres of PRF coverage. 90 acres are eligible for WHIP+.

If more than one perennial forage is reported to FSA, a simple proration will be done to split the RMA acres between FSA crops on the WHIP+ application.

To prorate the eligible acres between FSA crops, divide the total RMA PRF Acres by the total FSA perennial forage acres to determine the proration factor.

Example: 90 acres of PRF / 125 acres of FSA forage = 0.72 Proration factor.

Multiply the acres for each perennial forage crop reported to FSA by the proration factor to determine the eligible acres for each crop.

Example: 100 acres of alfalfa * 0.72 proration factor = 72 eligible acres of alfalfa
25 acres of clover * 0.72 proration factor = 18 eligible acres of clover

D Determining Price for PRF Crops

For producers with PRF coverage, the NCT average market price for the forage type listed on the crop acreage report is always used.

184 Pasture, Rangeland, and Forage (Continued)**E Determining Yield for PRF Crops**

For producers with PRF coverage, the NCT yield for the forage type listed on the crop acreage report is always used.

F Determining Indemnity for PRF Crops

For producers with PRF coverage, the total indemnity for all intervals is loaded under one type of forage if all forage types on the crop acreage report are in the same pay group.

Note: Only indemnities for PRF with a reported RMA type of “Haying” are included in the total indemnity calculation.

Example: Loss records on the WHIPR indicate the following indemnities:

- Jan – Feb interval, \$4536
- Mar – Apr interval, \$3,216
- Sept – Oct interval, \$1,258
- all other intervals were not paid.

The total indemnity paid is \$9,010.

If forage types on the crop acreage report belong to more than one pay group, the total indemnity for all intervals is prorated between the pay groups.

Example: The producer’s total PRF indemnity was \$1400. The producer has a total of 90 reported eligible perennial forage acres, split between 72 acres of alfalfa and 18 acres of clover. Because alfalfa and clover are in different WHIP pay groups, the indemnity is prorated between the 2 crops.

$72 \text{ acres of alfalfa} / 90 \text{ total eligible acres} = 80\% \text{ proration}$

$80\% \text{ alfalfa proration} * \$1,400 \text{ PRF indemnity} = \$1,120 \text{ alfalfa indemnity}$

$18 \text{ acres of clover} / 90 \text{ total eligible acres} = 20\% \text{ clover proration}$

$20\% \text{ clover proration} * \$1,400 \text{ PRF indemnity} = \$280 \text{ clover indemnity}$

G Determining the WHIP+ Factor for Producers with PRF Only

The coverage and price election provided on the WHIPR are used to determine the WHIP+ factor.

185 NAP and PRF Combination**A Crops With Both NAP and PRF**

Producers may have crops that are covered by both PRF and NAP. When this occurs, NAP acres, price, yield and WHIP+ factor are used. The indemnity includes both the NAP payment and the total PRF indemnities for all intervals.

B Determining the Acreage for Producers With PRF and NAP

The eligible NAP acres are always used when the crop is covered by both NAP and PRF. If the PRF acres are less than the NAP covered acres, the NAP acreage will be still be used.

If PRF acres are greater than NAP covered acres and multiple pay groups are covered or reported, NAP acres will be subtracted from PRF acres and the remaining PRF acres will be prorated between reported perennial crops.

Example 1: The producer has 300 acres of grass covered by NAP. There are also 100 acres of mixed forage reported on the FSA-578. The producer insured a total of 100 acres for all intervals under a PRF policy. Only the 300 acres covered by NAP are eligible.

Example 2: The producer reported 100 acres of grass and 50 acres of mixed forage. The mixed forage is covered by NAP and the producer insured a total of 120 acres of PRF for all intervals. The NAP covered acres are considered eligible acres. The 50 acres covered by NAP are subtracted from the 120 PRF acres to determine the eligible insured acres. 70 acres are eligible insured acres.

C Determining Price for Producers With PRF and NAP

For producers with NAP and PRF coverage, the NCT average market price for the forage type listed on the crop acreage report is always used.

D Determining Yield for Producers With PRF and NAP

The established APH is used for NAP covered forage types on the acreage report. If the crop is not covered by NAP use the established CEY from the NCT.

185 NAP and PRF Combination (Continued)**E Determining Indemnity for Producers With PRF and NAP**

To determine the WHIP+ indemnity the NAP payment and total indemnity for all intervals must be used and loaded under one type of forage. If multiple pay groups are loaded, the PRF indemnity is prorated between pay groups.

Example 1: The producer has 300 acres of grass covered by NAP. There are also 100 acres of mixed forage reported on the FSA-578. The producer insured a total of 100 acres for all intervals under a PRF policy. Only the 300 acres covered by NAP are eligible and are included on the application. The total indemnity for all PRF intervals was \$9,010. The total NAP payment was \$9,876. The total indemnity for the pay group is \$18,886.

Example 2: The producer reported 100 acres of grass and 50 acres of mixed forage. The mixed forage is covered by NAP and the producer insured a total of 120 acres of PRF for all intervals.

The total PRF indemnity for all intervals is \$10,388. The producer received a NAP payment of \$22,339.

Because the grass and mixed forage are different pay groups, the PRF indemnity must be prorated.

50 acres of MIXFG /170 total eligible acres = 29.41% MIXFG proration

\$10,338 total PRF indemnity * 29.41% = \$3,040 PRF indemnity

\$3,040 PRF indemnity + \$22,339 NAP payment = \$25,379 total indemnity for MIXFG.

The remaining \$13,428 is attributed to the grass indemnity.

F Determining the WHIP+ Factor for Producers With NAP and PRF

The NAP coverage and price election will be used to determine the WHIP+ factor for crops that were covered by both PRF and NAP. The PRF coverage and price election is not used when NAP covers the same acres.

If there are eligible insured acres remaining after NAP acres are subtracted, the PRF coverage and price election is used.

186 MPCl and PRF Combination**A Producers With Both MPCl and PRF Policies**

Producers may have both PRF and MPCl coverage on a perennial forage, however the policies should never cover the same crop type. Compare the FSA reported acreage to each policy. The RMA plan code on the WHIPiR is used to determine the type of insurance for the identified acreage.

B Determining Acreage for Producers With PRF and MPCl

To determine the eligible acres:

- the total insured acres for PRF are the sum of the total PRF acres for all insured intervals and the total insured acres for MPCl are the MPCl acres
- compare the reported FSA perennial forage acres to the insured acres separately by PRF and MPCl

Note: Exclude all plan 13 (PRF) acres from the total MPCl acres.

- use the lesser of the reported acres and the total insured acres.

Example 1: The producer reports 300 acres of alfalfa and 100 acres of grass to FSA. The producer has 300 acres of alfalfa with MPCl coverage and PRF with a total of 100 acres for all intervals. The MPCl policy is applied to the alfalfa acres reported to FSA indicated on the WHIPiR. The remaining 100 acres of perennial forage is applied to the grass acres.

Example 2: The producer reports 2,000 acres of alfalfa and 500 acres of grass to FSA. The producer has 2,500 acres of alfalfa with MPCl coverage and 1,000 acres covered by a PRF policy. Only the 2,500 total acres reported to FSA are eligible. The MPCl policy is applied to the alfalfa acres reported to FSA. 500 acres of PRF are applied to the grass acres reported to FSA.

186 MPCCI and PRF Combination (Continued)**C Determining Price for PRF and MPCCI Crops**

For crops with MPCCI coverage, use the RMA price from the WHIPIR. The NCT average market price is always used for the forage types covered under the PRF policy.

D Determining Yield for PRF and MPCCI Crops

For crops with MPCCI coverage, use the RMA yield included on the WHIPIR. The established CEY from the NCT is used for the forage covered under the PRF policy.

E Determining Indemnity for PRF and MPCCI Crops

For crops with MPCCI coverage, the indemnity will be is provided on the WHIPIR. For crops with a PRF policy, the total indemnity for all intervals is used and loaded under one type of forage if all crops are in the same pay group. If multiple pay groups are loaded, prorate the PRF indemnity according to subparagraph 184 F.

F Determining the WHIP+ Factor for Producers With MPCCI and PRF

The coverage and price election provided on the WHIPIR are used to determine the WHIP+ factor.

The WHIP+ factor may be different between the MPCCI policy and PRF policy.

187 NAP, MPCl, and PRF Combination

A Producers With NAP, MPCl, and PRF Policies

Producers may have NAP, PRF and MPCl coverage on a perennial forage, however the MPCl policy should never cover the same crop type as PRF or NAP. Compare the FSA reported acreage to each policy. The RMA plan code on the WHIPIR is used to determine the type of insurance for the identified acreage.

PRF acres in excess of NAP covered acres are prorated between reported forage pay groups that do not have MPCl.

Example 1: The WHIPIR indicates that the producer has 300 acres of alfalfa that is covered by an MPCl policy, 100 acres of covered by a PRF. The producer has NAP coverage on clover. The FSA-578 includes 300 acres of alfalfa and 100 acres of clover. In this case, 300 acres of alfalfa are entered with the MPCl information and the 100 acres of clover are entered as a NAP covered crop.

Example 2: 2,500 acres of grass with MPCl coverage, 1,000 acres covered by a PRF policy, and NAP coverage for alfalfa. The FSA-578 includes 2,000 acres of grass and 500 acres of alfalfa. Only 2,500 acres are eligible. 2,000 acres will be entered on the application with the MPCl information and the remaining 500 acres of alfalfa are covered by NAP.

Producer reported 900 acres of alfalfa, 500 acres of clover and 500 acres of mixed forage to FSA. The producer has:

- MPCl coverage on 1000 acres of alfalfa
- PRF coverage totaling 1000 acres for all intervals
- 500 acres of clover are covered by NAP.

The total eligible acres for alfalfa is the lesser of the reported acres and insured acres, or 900 acres.

The total eligible acres for clover is equal to the 500 acres covered by NAP. PRF is prorated between clover and all other forage crops reported. After applying the NAP acres, 500 acres of mixed forage is considered eligible insured acres.

187 NAP, MPCl, and PRF Combination (Continued)**B Determining Price for NAP, PRF, and MPCl Crops**

The NCT average market price is always used for the forage types on crop acreage report that are covered with a NAP or PRF policy.

For crops with MPCl coverage, the RMA price that is included on the WHIPIR is used.

C Determining Yield for NAP, PRF, and MPCl Crops

The established APH is used for the forage types which are NAP covered on the acreage report.

The established CEY from NCT is used for the forage covered under the PRF policy.

For crops with MPCl coverage, the producer's yield that is included on the WHIPIR will be used.

D Determining Indemnity for NAP, PRF, and MPCl Crops

MPCl and PRF indemnities will not be included on the same pay group. Follow paragraph 184 to prorate PRF indemnities between pay groups with NAP.

F Determining the WHIP+ Factor for Producers With NAP, PRF and MPCl

The MPCl coverage and price election will be provided on the WHIPIR to determine the WHIP+ factor.

The NAP coverage and price election will be used to determine the WHIP+ factor for crops that were covered by both PRF and NAP. The PRF coverage and price election is not used if there is an overlap.

For crops with a PRF only policy, the coverage and price election will be provided on the WHIPIR.

188 Apiculture**A Producers With Apiculture and/or NAP Coverage**

Apiculture is a rainfall index plan, similar to PRF. Apiculture may cover the honey crop under both an apiculture policy and NAP.

Beginning in 2019, producers may have NAP coverage and an apiculture policy with RMA. NAP price, yield, and production data are used when the producer has both NAP and apiculture policies.

If a producer receives both a NAP payment and apiculture indemnity, the 2 amounts must be totaled.

For 2018, NAP and apiculture policies are considered multiple benefits. If the producer had both policies, payment may only be made for either NAP or insurance. However, the producer may choose to apply for WHIP+ as either a NAP-covered or insured producer.

If a producer was previously indemnified under the apiculture policy but chooses to have the WHIP+ application processed as a NAP covered crop (honey), the indemnity must be refunded, and proof provided to FSA, prior to processing the WHIP+ application.

B PRF for Apiculture

Beginning in 2019, producers may have NAP coverage and a PRF policy with RMA. If an indemnity is received for both NAP and PRF, they **both** must be deducted from any benefit.

189 California and Arizona Citrus

A Background

There are RMA APH policies for citrus in CA and AZ where only the fresh production is insured. Insurance is **not** available for the processed production.

B Production

Because these plans of insurance only cover the percent of production historically sold as fresh, all the production for the crop is not included. Therefore, producers will be required to submit verifiable or reliable records as outlined in 1-NAP (Rev. 2) of processed production.

The fresh production from RMA will be used to determine actual value and the processed production provided by the producer will be used to determine the value of secondary use.

Secondary use will be entered as a dollar value and will not be included in production quantity. See paragraph 116 for secondary use provisions.

190 Dollar Plans

A Background

Dollar plans are revenue-based policies that do not have an established yield and/or price. Therefore, information provided from RMA for crops covered under a dollar plan may not have an established yield and price.

B Expected Yield

County Offices will use the CEY and average market price from NCT for crops covered under dollar plans.

C Actual Value

To determine actual value, producers will be required to submit production records according to Part 5. If no verifiable or reliable production records are available, County Offices will use CDY.

191 Hybrid Seed Provisions

A Background

Hybrid seed is generally produced under a contract or agreement with a hybrid seed processor/seed company, and is insured by RMA under plan code 55, Yield Based Dollar Amount of insurance. Only the production from the female plants is insurable. The producer will receive a receipt or settlement sheet showing the field crop equivalent or commercial crop equivalent bushels that the producer is eligible to sell instead of a cash amount for the production delivered.

B Data Elements for Hybrid Seed

The following table illustrates the data elements that will be used in calculating benefits.

Element	Reference
CROP	0062 Hybrid Seed (ex. Corn)
PRACTICE	003 Non-Irrigated / 002 Irrigated
PLAN	55
SHARE	As Provided
UNIT	As Provided
COVERAGE CAT/LVL	As Provided
ACRES	As Provided
PRICE	NCT Price
UOM	BU
YIELD	CEY in NCT / APH NAP
PROD PREMIUM	As Provided / NAP Indemnity
WRTN AGMT	As Provided
LOC ST/CTY	As Provided
FSN	As Provided

191 Hybrid Seed Provisions (Continued)

C Production

Hybrid seed “production” will be the harvested insured production or field crop equivalent/commercial crop equivalent. All other applicable aspects of production in Part 5 are applicable.

Note: If no field crop equivalent or commercial crop equivalent is provided on the settlement sheet, “Production” will be calculated by dividing contract guarantee or dollars received by RMA price.

Producers are required to provide verifiable copies of the settlement sheets or other acceptable documentation from the seed corn company along with a copy of the contract. These documents will be the basis for determining production to count.

Contracts and settlement sheets vary in description and nature by company. County Offices will be responsible for scrutinizing the documents to determine the following:

- producer has an ownership share in the crop
- producer has risk in the crop
- seed company is providing either the field crop equivalent or commercial crop equivalent in bushels, if not, see the “Note” in this subparagraph.

D Calculating a WHIP+ Payment for Hybrid Seed

Calculate a WHIP+ payment for hybrid seed corn according to the following:

$$\begin{array}{r}
 \text{Crop Expected Value (Acres x Yield x NCT Price)} \\
 \times \\
 \text{WHIP+ Factor} \\
 \hline
 \text{Actual Crop Value (Production x NCT Price)} \\
 \times \\
 \text{producer share} \\
 \hline
 \text{producer's indemnity/NAP payment} \\
 \hline
 \text{salvage/secondary value received} \\
 \hline
 \text{WHIP+ benefit.}
 \end{array}$$

191 Hybrid Seed Provisions (Continued)

E Other Hybrid Seed Provisions

Follow these basic provisions for all hybrid seed crops. County Offices will need to substitute element factors applicable to the specific hybrid seed crop for the following:

- hybrid corn seed
- hybrid rice seed
- hybrid sorghum seed
- hybrid sweet corn.

192 Select Crop Provisions

A Overview

Payments for most crops will be determined either by the RMA downloaded yields or the *--CEY for uninsured applicants. For certain select crops, as approved by DAFP, yields will be calculated using the simple average of the previous 5 year’s production and acreage history on FSA-897.

See Exhibit 7 for an example of FSA-897.

The following table provides the select crop approved by DAFP.

State	Crop	Crop Type
Georgia	Pecans	All

--*

B Provisions

Participants will certify production by providing up to 5 years of production harvested and acres grown. This is a certification and records are not required; however, the resulting yields are subject to spot check and COC has the authority to request supporting documentation for any yields that appear to be inconsistent with other participants.

193 Harvested Adulterated Grapes

A Overview

The most notable causes of natural adulteration to wine grapes are the effects of wildfire and volcanic activity. Effects of wildfire and/ or volcanic activity include smoke taint, which leads to a burnt, ashy smoky taste, gasses such as sulfur dioxide, ozone, phenol and guaiacol. Physical adulteration can include, but is not limited to: ashes, mold spores, particle debris matter and contamination from fire suppression chemicals.

B Eligibility

Natural causes of adulteration and adulteration as a result of related conditions (such as application of fire retardant) are eligible. Adulteration must have occurred prior to harvest. All other causes of adulteration (artificial flavoring or chemicals added for economic purposes) are not eligible.

Note: Adulteration after harvest is not eligible.

Producer will need to provide information identifying reduced price and test results (or reason for reduced price) indicating that the price was reduced due to eligible causes. County committee may determine acceptable evidence.

C WHIP+ Formula

Losses due to adulteration are reflected in reduced production to count.

For insured crops, the production to count should have received a quality adjustment for adulteration. The production on the WHIP+ will reflect the that adjustment and no further reductions are required.

For NAP and uninsured crops, benefits are determined by doing a comparison of the price received to the established price. Harvested production is then reduced by that ratio if the reduction in price is greater than 25 percent.

Example:

The RMA/FSA established price is \$1,000/ton. Grower receives \$600/ton and harvests 100 tons.

$\$600 \text{ per ton actual price} / \$1,000 \text{ per ton established price} * 100 \text{ tons harvested} = 60 \text{ tons production to count.}$

Note: This calculation only applies to producers that did not have production to count reduced by crop insurance.

194 Certified Seed Potato Endorsements**A Background**

Certified seed potato endorsements to RMA potato policies are available in some States and counties. The following endorsements create unique RMA data situations that require additional clarification and action:

- Certified Seed Lower Endorsement (Option Code “CL”)
- Certified Seed Higher Endorsement (Option Code “CH”).

B RMA Data for Certified Seed Potato Endorsements

The WHIP+ expected yield and actual value calculations must include the applicable RMA price and all production, including the certified seed potato endorsement.

RMA will provide similar data on multiple units for producers with seed potato endorsements. The potato units contain all potato data (units are shown in traditional format as 0201 or 0202, for example). Another unit was created by RMA to capture the price and gross indemnity amounts specific to the seed potato endorsement. Potatoes must be present on 1 or more units for the producer to have a seed potato endorsement. Generally, only 1 unit number is established for all of the seed potato data and is usually formatted as an even number (such as 0400 or 0900, for example). The seed potato production is recorded by crop/type/IU.

195 Puerto Rico Provisions**A WHIP+ Data Elements for Puerto Rico**

All WHIP+ eligibility and provisions in this handbook apply to Puerto Rico, except the following (regardless if the eligible crop was insured, NAP covered, or uninsured):

- yield (use to determine expected value) will be the CEY from the NCT.
- price will be the average market price from the NCT.

196-209 (Reserved)

Part 10 WHIP+ Payment Calculation

210 Payment Calculations

A Overview

Payments will be calculated on a crop-by-crop basis, for all acreage of the pay group within the unit (not just acreage affected by an eligible cause of loss).

Losses are paid on crops that were:

- insured
- NAP-covered
- uninsured but insurable or NAP eligible.

There are 3 payment calculations based on:

- production losses
- loss of value loss crops
- loss of trees, bushes, and vines.

Note: Crops with an intended use of grazing are not eligible for WHIP+.

Each payment calculation has a specific method to get to the loss calculation of:

$$\begin{array}{r}
 \text{Expected Value} \\
 \times \\
 \text{WHIP+ factor} \\
 - \\
 \text{Actual Value} \\
 - \\
 \text{Salvage Value} \\
 - \\
 \text{Indemnity} \\
 = \\
 \text{WHIP+ Payment}
 \end{array}$$

The payment calculation is a chain calculation with rounding at the end.

210 Payment Calculations (Continued)

B Expected Value

Expected value is revenue the producer would have received if the crop was harvested based on the historical yield.

FOR...	EXPECTED value is...
production losses	acres x yield x price.
value loss	FMV-A.
trees, bushes, and vines	destroyed trees + damaged trees x price.

C Coverage Level

Coverage level is calculated by multiplying the level of coverage by the price percentage elected for the crop.

Note: The coverage level for Supplemental Coverage Option (SCO) is always 86 percent.

--For calculating the coverage level for cotton STAX policies see Exhibit 10.--

D WHIP+ Factor

The WHIP+ factor is applied to all 3 payment calculations and is determined based on the level of coverage elected by the producer, for the crop, type, intended use, and planting period.

Coverage Level	WHIP+ Factor
Uninsured	70%
CAT/ NAP Basic 50/55	75%
50% - <55%	77.5%
55% - <60%	80%
60% - <65%	82.5%
65% - <70%	85%
70% - <75%	87.5%
75% - <80%	92.5%
> = 80%	95%
* * *	* * *

Example 1: CAT and NAP basic coverage level is “50/55” which is based on the amount of loss that exceeds 50 percent of expected production at 55 percent of the average market price for the crop. Multiplied, “50/55” equals 27.5%. However, the WHIP+ factor for CAT and NAP basic is 75 percent as shown in the chart above.

210 Payment Calculations (Continued)**D WHIP+ Factor (Continued)**

Example 2: An insured producer elects a coverage level of 75/100. To determine the WHIP+ factor, multiply $.75 \times 100 = 75$. The overall coverage level is 75 percent.

A 75 percent coverage level receives a WHIP+ factor of 92.5 percent.

Example 3: An insured producer elects a coverage level of 75/90. To determine the WHIP+ factor multiply $.75 \times .90 = 67.5$. The overall coverage level is 67.5 percent.

A 67.5 percent coverage level receives a WHIP+ factor of 85 percent.

E Actual Value

Actual value is the revenue received for the crop unit's production for the intended use and coverage period.

F Payments Received

Payments received for the crop, by type, intended use, and planting period are subtracted after expected value is multiplied by the WHIP+ factor. Examples of payments received are RMA indemnities, NAP payments, secondary use and salvage value payments.

G Payment Factors

Payment factors will be applied to payments when significant and variable harvesting expenses are not incurred because the crop acreage was either prevented from being planted or planted but not harvested. Adjustments to the acreage will be made by applying the unharvested or prevented planting payment factor established by the STC. Guarantee adjustment factors such as late planting and multiple cropping reduction also apply.

211 Production Loss Calculation

A Overview

The payment calculation for crops with a production loss is:

$$\begin{array}{r}
 \text{Expected value} \\
 \times \text{WHIP+ factor} \\
 - \text{Actual value} \\
 - \text{Salvage value} \\
 \times \text{Share} \\
 \times \text{Payment Factor} \\
 \hline
 - \text{Indemnity} \\
 \hline
 = \text{WHIP+ payment}
 \end{array}$$

B Expected Value for a Production Loss

The first step in calculating a production loss is to establish the crop’s expected value which is determined by multiplying acres x price x yield x any guarantee adjustment factors such as late planting or multiple cropping reduction.

IF the crop is...	THEN generally, use the following data elements...
insured (crop insurance)	acres, price, yield, guarantee adjustment factor, if available.
NAP covered	acres
	NCT price
	producer’s yield.
no coverage (uninsured)	acres
	NCT price
	producer provided production or CEY.

Once expected value is calculated, multiply the result by the WHIP+ factor to establish a WHIP+ value.

Example:

$$\begin{array}{r}
 7.05 \dots \text{Acres} \\
 \times \$ 2.57 \dots \text{Price} \\
 \times 13,699 \dots \text{Yield} \\
 \hline
 \$ 248,205 \dots \text{Expected Value} \\
 \\
 \hline
 \times .75 \dots \text{WHIP+ Factor (for CAT / NAP basic coverage)} \\
 \hline
 \$ 186,154 \dots \text{WHIP+ Value}
 \end{array}$$

211 Production Loss Calculation (Continued)

C Actual Value for Production Losses

Actual value is determined by multiplying the crop’s price by production.

- Production for all 3 categories (insured, NAP-covered, and uninsured) may be adjusted by COC.
- Uninsured crops must provide production. If no acceptable production records exist, see subparagraph 110 D.

If the crop is...	THEN use the following data elements...
insured (crop insurance)	production
	insurance price.
NAP covered	production
	NCT price.
uninsured (no coverage)	production
	NCT price.

Example:

$$\begin{array}{r}
 25,179 \quad \text{Production} \\
 \times 2.57 \quad \text{Price} \\
 \hline
 \$ 64,710 \quad \text{Actual Value}
 \end{array}$$

D Production Loss Payment Calculation Example

Building off the examples in subparagraphs B and C:

- the producer has a 75 percent share in the crop
- an indemnity of \$32,666 was received
- \$12,300 in salvage value was earned based on a 75 percent share
- the crop was harvested so no payment factor was applied.

$$\begin{array}{r}
 \$ 186,154 \dots \text{WHIP+ Value} \\
 - \underline{\$ 64,710 \dots \text{Actual Value}} \\
 \$ 121,444 \\
 - \$ 12,300 \dots \text{Salvage Value} \\
 \times \quad .75 \dots \text{Share} \\
 \times \quad 1.0000 \dots \text{Payment Factor} \\
 - \underline{\$ 32,666 \dots \text{Indemnity}} \\
 \$ 49,192 \dots \text{WHIP+ Payment}
 \end{array}$$

Note: Although for example purposes the calculation is broken into multiple steps, all payments will be made using a chain calculation.

212 Value Loss Calculation

A Overview

The payment calculation for value loss crops is:

$$\begin{array}{r}
 \text{FMV-A} \\
 \times \text{WHIP+ factor} \\
 - \text{Actual Value} \\
 - \text{Salvage Value and/or secondary use} \\
 \times \text{Share} \\
 \times \text{Payment Factor} \\
 - \text{Indemnity} \\
 \hline
 = \text{WHIP+ Payment}
 \end{array}$$

B Expected Value for Value Loss

For value loss, FMV-A is equivalent to expected value. Multiply FMV-A times the WHIP+ factor to establish a WHIP+ value.

Example: Producer elected CAT level coverage from RMA which qualifies for a 75 percent WHIP+ factor.

$$\begin{array}{r}
 \text{Expected Value} \quad \$708,206 \quad (\text{FMV-A}) \\
 \quad \quad \quad \times \quad 75\% \quad (\text{WHIP+ Factor}) \\
 \hline
 \text{WHIP+ Value} \quad \mathbf{\$531,155}
 \end{array}$$

C Actual Value for Value Loss

FMV-B + ineligible causes of loss = Actual Value. An example of ineligible cause of loss is a disease due to management of the inventory and not related to the disaster event.

$$\begin{array}{r}
 \text{Example:} \quad \$207,157 \quad \text{FMV-B} \\
 \quad \quad \quad + \quad 10,000 \quad \text{Ineligible Cause of Loss} \\
 \hline
 \text{Actual Value} \quad \mathbf{\$ 217,157}
 \end{array}$$

212 Value Loss Calculation (Continued)

D Value Loss Payment Calculation Example

Payment factors for value loss include harvested and unharvested.

Building off the expected value and actual value in subparagraphs B and C, the producer had a 100 percent share in the crop. The inventory was unharvested with an unharvested payment factor of .9 and an indemnity of \$32,250 was received.

	\$ 531,155	WHIP+ Value
-	<u>\$ 217,157</u>	Actual Value
	\$ 313,998		
-	\$ 0	Salvage Value / Secondary Use
x	1.0000	Share
x	.90	Payment Factor
-	<u>\$ 32,250</u>		
WHIP+ Payment	\$ 250,348		

213 Trees, Bushes, and Vines Calculation (Calculation)

D Dollar Value of Loss

The WHIP+ factor has not been part of the calculation to this point. For trees, bushes, and vines, the dollar value of loss is equivalent to the WHIP+ value referred to in the production loss and value loss calculations.

The dollar value of loss is calculated by multiplying expected value by the WHIP+ factor subtracted by actual value.

Once dollar value of loss is established, salvage value, share, and indemnities can be subtracted to complete the calculation.

Example: Carrying forward from previous subparagraphs, for this example, the crop was uninsured, therefore the WHIP+ factor would be 70 percent.

Expected Value ...	\$ 141,100		
x WHIP+ Factor	x	70%	
- <u>Actual Value</u>	\$	<u>50,630</u>	
Dollar Value of Loss ...	\$	48,140	

E Trees, Bushes, and Vines Payment Calculation Example

Carrying forward from previous subparagraphs, for this example:

- the producer had a 100 percent share
- no indemnity was received
- a salvage value payment of \$400 was earned.

Dollar Value of Loss ...	\$	48,140
- Salvage	\$	400
Share ...	x	1.000
<u>Indemnity...</u>	\$	<u>0</u>
WHIP+ Payment ...	\$	47,740

214-239 (Reserved)

Part 11 WHIP+ Payment Provisions**Section 1 General Payment Provisions****240 General Payment Provisions for WHIP+ Payments****A Introduction**

The WHIP+ payment process is an automated process that determines:

- whether the producer is eligible to receive payment
- the payment amount that can be sent to NPS for disbursement
- the overpayment amount that will be updated to the Pending Overpayment Report.

* * *

B Frequency of Payment Processing

WHIP+ payments are processed nightly for the following:

- gross payment amounts sent through the automated payment process are processed nightly
- payments on the Nonpayment Report are processed nightly if changes have been made in the system during the day for the producer or supporting system information
- all payments on the Nonpayment Report are processed once a week to ensure all notifications of changes have been applied to the reduced payment amount.

C Obtaining FSA-325

FSA-325 must be completed, according to 1-CM, by individuals or entities requesting payment **earned** by a producer who has died, disappeared, or been declared incompetent subsequent to applying for WHIP+ benefits. Payment must be issued to the individuals or entities requesting payment using the deceased, incompetent, or disappeared producer's ID number.

Note: If FSA-894 has been filed by the producer, a revised FSA-894 is **not** required when payments are issued under the deceased, incompetent, or disappeared producer's ID number.

D Administrative Offset

WHIP+ payments are subject to administrative offset provisions, including Treasury Offset Program Services.

240 General Payment Provisions for WHIP+ Payments (Continued)

E Assignments

A producer entitled to a WHIP+ payment may assign payments according to 63-FI.

F Bankruptcy

Bankruptcy status does **not** exclude a producer from requesting WHIP+ benefits.

Contact the OGC Regional Attorney for guidance on issuing WHIP payments on all bankruptcy cases.

G Payments Less Than \$1

WHIP+ payments will be issued in dollars and cents so all payment amounts will be sent to NPS.

H Payment Due Date

See 61-FI for general guidance for determining payment due dates for various programs. The WHIP+ payment system sends the current system date to NPS as the payment due date. The system **cannot** determine the payment due date because of numerous factors. County Offices will manually determine the payment due date by determining the later of the following:

- date producer signed FSA-894
- date producer filed payment eligibility documentation, including the following:
 - AD-1026
 - CCC-902
- if the producer is an entity or joint operation, date members filed the requisite payment eligibility documentation
- availability of software to process the payment.

If the payment is **not** issued within 30 calendar days after the later of the dates in this subparagraph, then prompt payment interest is payable to the producer. County Offices must:

- manually determine the payment due date based on the factors identified in this subparagraph
- follow the provisions of 61-FI for issuing the interest payment.

240 General Payment Provisions for WHIP+ Payments (Continued)

I Manual Calculation Worksheets

Manual Calculation Worksheets are available for the WHIP+ payment calculation. The gross payment calculation is completed through the automated software and is provided on the Gross Payment Report for approved applications. Payment amounts will be automatically sent to the payment process.

The Manual Calculation Worksheets can be used by State and County Offices to determine how the system is calculating the gross payment amounts for production loss, value loss, and trees, bushes, and vines loss.

The following forms and instructions are available:

- FSA-894A for production loss (Exhibit 14)
- FSA-894B for value loss (Exhibit 15)
- FSA-894C for trees, bushes, and vines loss (Exhibit 16)
- FSA-894D for summary of loss (Exhibit 17).

J Funds Control Process

The funds for WHIP+ payments will be controlled at the National level. If adequate funding is not available or there is an issue with the payment obligation, those producers meeting either condition will be listed on the Failed Obligations / Insufficient Funds Report in the Common Payment Reports System.

Funding for WHIP+ payments is established as follows.

Program Code	Accounting Code
XXWHIP2	2875

K Sequestering WHIP+ Payments

WHIP+ payments are not subject to sequestration.

240 General Payment Provisions for WHIP+ Payments (Continued)**L Submitting Payment Problems**

If there is an issue with a WHIP+ payment, then State Office specialists should update the applicable information to the payment problem SharePoint web site at https://sharepoint.fsa.usda.net/mgr/dafp/PECD/Payment_Issues/default.aspx.

M Providing State Office Access to the Payment Problem SharePoint Site

State Office specialists will request access to the payment problem SharePoint web site by:

- e-mailing a request to Tina Nemec at tina.nemec@usda.gov
- providing the specific program areas of responsibility.

241 Payment Limitation**A Payment Limitation Amount**

The payment limitation for WHIP+ is \$125,000 per person or legal entity (direct attribution applies), unless the producer applying requests the optional payment limitation according to paragraph 7. When applicable, the payment limitation increase must be completed according to 3-PL (Rev. 2), paragraph 142.

* * *

As each payment is processed, the available payment limitation for the person or legal entity will be reduced until:

- all WHIP+ payments are issued for the person or legal entity
- the maximum payment limitation has been attributed to a person or legal entity.

242 Payment Eligibility

A Determining Payment Eligibility

The WHIP+ payment process reads the subsidiary eligibility system for the applicable year to determine whether a producer or member of a joint operation is eligible to be paid. If the producer or member is ineligible to be paid, then the individual or entity will be listed on the Nonpayment Report with the applicable message.

* * *

B Eligibility Values

The following identifies eligibility determinations applicable to WHIP+ and how the system will use the subsidiary eligibility data for payment processing.

Eligibility Determination	Value	Eligible for WHIP+ Payment
AD-1026	Certified	Yes
	Not Filed	No
	Good Faith Determination	Yes
	COC Exemption	Yes
	Awaiting Affiliate Certification	No
	Affiliate Violation	No
Conservation Compliance - Farm/Tract Eligibility	In Compliance	Yes
	Partial Compliance	Yes
	In Violation	No
	No Association	Yes
	Past Violation	Yes
	Reinstated	Yes
Controlled Substance	No Violation	Yes
	Growing	No
	Trafficking	No
	Possession	No
NAP Non-Compliance	Compliant	Yes
	Not Compliant - COC	No

C Eligibility Conditions Priority

If a producer has multiple invalid subsidiary eligibility conditions, only the highest priority ineligible condition will be printed on the Nonpayment Report. The following is the priority of conditions.

Priority	Condition
1	Conservation Compliance
2	Controlled Substance
3	NAP Non-Compliance
4	AD-1026

243-250 (Reserved)

Section 2 Processing WHIP+ Payments

251 Overview

A Supporting Files for Integrated Payment Processing

The WHIP+ payment process is an integrated process that reads a wide range of information from other program determinations and values to determine whether a payment should be issued, the amount of the gross payment, reductions, and net payment amount. For payments to be calculated correctly, all supporting files must be updated correctly, including the following.

Type of Information	How Information Is Used for Payment Processing	Source
FSA-894 Data	The information from FSA-894 is used to compute the WHIP+ payment amount for the producer.	Application System
Payment Eligibility Information	To determine whether the producer and members of a joint operation or entity are eligible for payment for the applicable program year.	Subsidiary Eligibility System
General Name and Address Information	To determine the producer's business type and general name and address information.	SCIMS
Entity and Joint Operation Information	To determine the members, shares, and values for the following: <ul style="list-style-type: none"> • member contribution value • substantive change value • members and member's share of the following: <ul style="list-style-type: none"> • general partnership • joint ventures • entities. 	Business File
Combined Producer Information	To determine whether the producer or members of entities or joint operations are combined with other producers to ensure that the payment limitation is controlled properly.	Combined Producer System
Available Payment Limitation	To determine payment limitation availability.	Payment Limitation System
Financial-Related Information	Calculated payment information is provided to NPS. Determined overpayment amount is updated to the Pending Overpayment Report and, if applicable, transferred to NRRS.	NPS or NRRS

251 Overview (Continued)

B Actions To Be Completed Before Issuing Payments

The following provides actions that must be completed **before** issuing payments. COC, CED, or designee must ensure that the actions are completed.

Step	Action
1	FSA-894 has been approved and the approval date has been recorded in the system according to Exhibit 4.
2	Ensure that Business Partner data is updated for the producer and each member of a joint operation or entity, including the following: <ul style="list-style-type: none"> • customer’s name • citizenship country and resident alien status, if applicable • TIN • address.
3	Ensure that AD-1026 is on file for the applicable year for producers seeking benefits and that the eligibility information is recorded in the web-based eligibility system.
4	Ensure that all eligibility certifications and determinations have been recorded in the Subsidiary Eligibility System according to 3-PL (Rev. 2).
5	Ensure that the Business File is updated according to 3-PL (Rev. 2).
6	Ensure that combined producer information is recorded in the web-based combined producer system according to 3-PL (Rev. 2).
7	Ensure that all assignment and joint payees have been updated in Financial Services if CCC-36, CCC-37, or both are filed.

252 WHIP+ Payment Process**A Introduction**

The WHIP+ payment process is an integrated process that reads a wide range of files to:

- determine whether a payment should be issued or if an overpayment has occurred
- calculate the following:
 - gross payment amount
 - reduction amounts
 - net payment amount
 - overpayment amount.

* * *

WHIP+ payments will be calculated and automatically sent through the payment process.

Important: Due to the requirement of using a single program year for eligibility determinations and controlling payment limitation, all 2018, 2019, and 2020 WHIP+ payments will be processed as 2019 WHIP+ payments. The application number will be included as part of the payment process and will be identified on various reports in the Common Payment Report system and will help identify the crop year of the loss.

252 WHIP+ Payment Process (Continued)

C High-Level Overview of WHIP+ Payment Process

The following is a high-level overview of the WHIP+ payment process.

Step	Action
1	Payment is triggered according to subparagraph D.
2	Determine whether there is an unsigned payment for the producer in NPS, and if so, cancel the payment in NPS.
3	Determine the gross payment amount for the producer.
4	Determine whether the producer is an entity or joint operation, and if so, obtain member information from Business File, if applicable.
5	Determine whether the producer and/or members are eligible for payment.
6	Provide the following to direct attribution for each producer: <ul style="list-style-type: none"> • gross payment amount • highest priority reason, if producer is ineligible because of subsidiary eligibility provisions.
7	Direct attribution will determine the following: <ul style="list-style-type: none"> • reduction amounts • payment limitation availability • net payment or overpayment amount • reasons for nonpayments or overpayments.
8	Provide the payment amount to NPS, or update the producer and overpayment amount to the Pending Overpayment Report.
9	Payment, nonpayment, and overpayment information is available in the Common Payment Reports system. See 9-CM, Part 5 for information about the Common Payment Reports.

252 WHIP+ Payment Process (Continued)

D Triggering Payments

WHIP+ payments will be triggered through events that occur throughout the system. Calculations and determinations will occur during the evening and nighttime hours without user intervention. The following table provides trigger types and descriptions.

Trigger Type	Description
Initial	<p>After release of the payment software, a process will automatically run to determine all FSA-894 pay groups that are approved for payment. This will initiate the process described in subparagraph C and does not require any County Office user interaction.</p> <ul style="list-style-type: none"> • Payments will be sent to NPS for certification and signature. • Reduced payments will be listed on the Nonpayment Report.
Primary	<p>Once the initial payments are triggered, subsequent payments will be initiated when County Office users approve FSA-894 pay groups for WHIP+. Entering the COC approval date initiates the payment process for the selected FSA-894's and pay groups.</p>
Secondary	<p>Payments that cannot be issued during any payment process are sent to the Nonpayment Report. If a condition causing the producer to be on the Nonpayment Report is corrected, the payment will be triggered to reprocess to determine whether the payment can be issued.</p>
Tertiary	<p>The payment system will periodically recalculate all payments.</p>

253 General Provisions for Canceling Payments

A Canceling Payments

After payment processing has been completed, County Offices must review the Payment History Report in CPR or the NPS payment worklist to ensure that the correct payments have been generated. The user will do the following if an error is determined:

- **not** sign the payment in NPS
- correct the condition causing the incorrect payment or overpayment.

Notes: User intervention is **not** allowed for the cancellation process. If the condition causing the incorrect payment is corrected, the system will automatically cancel the unsigned payment and recalculate the payment amount due.

If the payment amount is determined to be incorrect and the payment has been signed in the NPS, the payment can no longer be canceled. The producer will be underpaid or overpaid once the condition causing the incorrect payment has been corrected.

254 Overpayments

A Introduction

Overpayments will be determined during the WHIP+ payment calculation process. Overpayment information will be updated to the Pending Overpayment Report according to 9-CM, paragraph 65. The overpayment will remain on the Pending Overpayment Report for 20 workdays to allow time for correcting the condition that caused the overpayment. If the overpayment is a legitimate debt, then the overpayment should be transferred to NRRS immediately.

B Determined Overpayments

The system will update the applicable information to the Pending Overpayment Report. See 9-CM, paragraph 65 for information on the Pending Overpayment Report.

C Handling Debts Less Than \$100

County Offices must follow 58-FI for handling receivables less than \$100.

D Debt Basis Codes

The system automatically assigns the debt basis code to the receivable when it is updated to the Pending Overpayment Report. The following are the debt basis codes used for WHIP+ overpayments.

IF the reason the payment entity/member is overpaid is because of...	THEN the discovery/debt basis reason is...
payment limitation issues	10-426.
payment eligibility	10-427.
prior payments exceed the current payment	10-428.

254 Overpayments (Continued)

E Charging Interest

Interest will be charged on receivables from the date the original payment was disbursed if COC determines the producer is ineligible because of the following reasons:

- producer signed to information on FSA-894 that is subsequently determined inaccurate
- producer erroneously or fraudulently represented any act affecting a payment eligibility determination, including the following:
 - violation of conservation compliance provisions
 - violation of controlled substance provisions
- producer knowingly adopted a scheme or device that tended to defeat the purposes of WHIP+.

Interest will **not** be charged from date of disbursement if:

- overpayment resulted based on revised information that the producer would **not** have had reason to know was invalid
- National, State, or County Office erred
- producer voluntarily refunds the payment that was issued and COC has **not** determined that the producer is ineligible.

Notes: Software does **not** currently support charging interest from the date of disbursement. Any receivable established is sent to NRRS with the current system date. If the receivable is **not** repaid within 30 calendar days from the date the initial notification letter is issued, interest will start accruing from the date the receivable was established.

If COC determines that the producer is ineligible, and interest must be charged from the date of disbursement:

- County Offices will contact their State Office for assistance
- State Offices will contact Financial Management Division for guidance.

254 Overpayments (Continued)

F Overpayment Due Dates

Overpayments can occur for a number of reasons and County Offices are required to take necessary action to collect overpayments. The following lists situations that may cause overpayment and the overpayment due dates.

Time of Determination	Situation	Overpayment Due Date
Any time	Payment was issued to the wrong producer.	Immediately
After an entry affecting the payment amount is changed on the FSA-894.	Payment was issued and later something occurred that changed the WHIP+ payment.	
After producer misrepresentation is determined.	Producer received a WHIP+ payment and COC determines that the producer misrepresented their interest.	
After payment limitation is exceeded.	It is determined that payments have been issued exceeding the producer's effective payment limitation amount.	
After an eligibility value changes that make the producer ineligible for payment.	Producer's eligibility value changed that makes the producer ineligible for payment.	
Anytime the FSA-894 is disapproved or canceled.	FSA-894 was disapproved or canceled after payments were issued to the producer.	

255 WHIP+ Payment Reports

A Displaying or Printing WHIP+ Payment Reports

WHIP+ payment reports are available to provide information about each payment or nonpayment. Most of the payment reports have information that is common between program areas so information about these reports is in 9-CM. The WHIP+ Payment History Report – Detail has program-specific data so information for this report is in this handbook.

WHIP+ payment report information is available according to the following.

Report Name	Type of Data	Reference
Submitted Payments Report	Live	9-CM, paragraph 63
Submitted Overpayments Report	Live	9-CM, paragraph 64
Pending Overpayment Report	Live	9-CM, paragraph 65
Note: The Pending Overpayment Report is accessed through the Pending Overpayment Summary Report according to 9-CM, paragraph 64.5.		
Nonpayment/Reduction Report	Live	9-CM, paragraph 66
Insufficient Funds Report	Live	9-CM, paragraph 67
Payments Computed to Zero Report	Live	9-CM, paragraph 68
Payment History Report – Summary	Report Database	9-CM, paragraph 69
Payment History Report – Detail	Report Database	paragraph 927

Note: See 9-CM, paragraph 52 for complete instructions on accessing the Common Payment Report System.

256 Payment History Report – Detail

A Background

The Payment History Report – Detail is a report that provides detailed information about a WHIP+ payment.

B Payment History Report – Detail Description

The following information will be displayed/printed on the Payment History Report – Detail.

* * *

Field	Description
Program Year	*--2018, 2019, or 2020, as applicable.--*
Program Name	Wildfires and Hurricanes Indemnity Program+
State	Full name of the State selected by the user.
County	Full name of the county selected by the user.
Producer Name and Address	Name from SCIMS as follows: <ul style="list-style-type: none"> • for individuals, last name, middle name, first name, and suffix • for businesses, business name.
Date (Report)	Date the report is generated by the user.
Date (Payment)	Date the payment was processed and sent to NPS, or the date the overpayment transaction was processed and sent to NRRS.
State/County	State and county code associated with the applicable transaction record.
Payment Entity/Member Name	The “Payment Entity/Member Name” field will provide payment entity or member name information if the WHIP+ Payment History Report – Detail is generated for: <ul style="list-style-type: none"> • an entity or joint operation where amounts were attributed to members • a member to show the payment entity through whom the amount was attributed.
Payment ID Number	Unique number that ties the program history data to the NPS history data.
Business Type	Business type of the producer and/or member.

256 Payment History Report – Detail (Continued)

B Payment History Report – Detail Description (Continued)

Field	Description
Contract/Application/Farm	Application number for the payment being processed.
Commodity/Payment Type	Name of the commodity.
Type of Transaction	One of the following transaction types will be displayed: <ul style="list-style-type: none"> • “Payment” • “Receivable” • “Canceled Payment”.
Gross Payment Amount	Amount of the payment initially attributed to the producer or entity member.
Subsidiary Eligibility Reduction Amount	Reduction amount because of a subsidiary eligibility value.
Payment Limitation Reduction Amount	Reduction amount because of payment limitation.
Net Payment Amount	Net payment amount for the producer after all reductions have been applied.
Totals	Total payment amount for the payment entity or member.

256 Payment History Report – Detail (Continued)

C Example of Payment History Report – Detail

The following is an example of the Payment History Report – Detail.

Adair Iowa	United States Department of Agriculture Farm Service Agency	Date: 08/06/2019							
2019 Wildfires and Hurricanes Indemnity Program+ Payment History Report - Detail									
Producer Name : Producer, Ima									
Business Type: Individual									
Date	State/ County	Payment Entity/Member Name	Payment ID Number	Business Type	Contract/ Application/ Farm	Commodity/ Payment Type	Transaction Type	Reduction Amount	Net Payment
07/30/2019	19/001	Producer, Ima	33831832	00	7302019	Almonds B	Payment	\$0.00	\$25,000.00
<input type="button" value="Previous"/> <input style="border: 1px solid black;" type="button" value="Print"/> <input type="button" value="Next"/>									

D Report Options

The following options are available on the Payment History Report – Detail.

Option	Action
Previous	The previous Payment History Report – Detail will be displayed. Note: If a single producer was selected for processing, this button will not be available.
Print	The Payment History Report – Detail will be sent to the applicable printer.
Next	The Payment History Report – Detail for the next producer will be displayed. Note: If a single producer was selected for processing, this button will not be available.

Reports, Forms, Abbreviations, and Redelegations of Authority

Reports

None

Forms

The following lists all forms referenced in this handbook.

Number	Title	Display Reference	Reference
AD-1026	Highly Erodible Land Conservation (HELIC) and Wetland Conservation (WC) Certification (Includes AD-1026 Appendix)		10, 240, 242, 251
AD-2007	FSA/RMA Compliance Referral Form		1, 91, 119
CCC-36	Assignment of Payment		8, 251
CCC-37	Joint Payment Authorization		8, 251
CCC-471	Non-Insured Crop Disaster Assistance Program (NAP) Application for Coverage with Buy-up Option (2015 and Subsequent Crop Years)		33
CCC-576	Notice of Loss and Application for Payment Noninsured Crop Disaster Assistance Program for 2013 and Subsequent Years		34
CCC-902	Farm Operating Plan for Payment Eligibility 2009 and Subsequent Programs Years		240
FSA-325	Application for Payment of Amounts Due Persons Who Have Died, Disappeared, or Have Been Declared Incompetent		240
FSA-570	Waiver of Eligibility for Emergency Assistance		3
FSA-578	Report of Acreage		31, 90, 110, 113, 119, 131, 143, 184
FSA-770 WHIP+	Wildfires and Hurricanes Indemnity Program+ Checklist	15	
FSA-850	Environmental Screening Worksheet		14
FSA-894	Wildfire and Hurricane Indemnity Program+ (WHIP+) Application	Ex. 4	3, 34, 110, 111, 113, 114, 240, 251, 252, 254, 258

Reports, Forms, Abbreviations, and Redelegations of Authority (Continued)

Forms (Continued)

Number	Title	Display Reference	Reference
FSA-894A	Wildfires and Hurricanes Indemnity Program+ Production Loss Calculation Worksheet	Ex. 14	240
FSA-894B	Wildfires and Hurricanes Indemnity Program+ Value Loss Calculation Worksheet	Ex. 15	240
FSA-894C	Wildfires and Hurricanes Indemnity Program+ Trees, Bushes, and Vines Loss Calculation Worksheet	Ex. 16	240
FSA-894D	Wildfires and Hurricanes Indemnity Program+ Summary of Loss Calculation Worksheet	Ex. 17	240
FSA-895	Crop Insurance and/or NAP Coverage Agreement	Ex. 5	4, 33
FSA-896	Request for an Exception to the WHIP+ Payment Limitation of \$125,000	Ex. 6	4, 7
FSA-897	Actual Production History and Approved Yield Record (WHIP+ Select Crops Only)	Ex. 7	4, 191

Abbreviations Not Listed in 1-CM

The following lists approved abbreviations not listed in 1-CM.

Approved Abbreviation	Term	Reference
CDY	county disaster yield	Text
CEY	county expected yield	Text
IU	intended use	Text
LLP	limited liability partnership	7
PRF	pasture, rangeland, and forage	180, 184
WFRP	Whole Farm Revenue Protection	33
WHIP+	Wildfires and Hurricanes Indemnity Program+	Text and Exhibits

Re delegations of Authority

COC can delegate CED authority to disapprove applications received after the deadline according to paragraph 4.

Definitions of Terms Used in This Handbook

Abandoned

Abandoned means discontinued caring for a crop, provided care so insignificant as to provide no benefit to the crop, or failed to harvest in a timely manner.

Actual production

Actual production is the total amount of harvested and appraised production by unit. RMA uses the term production to count and it may be adjusted as applicable, net production.

Acreage Reporting Date

Acreage reporting date is the latest date the FSA Administrator will allow the farm operator, farm owner, or their agent to submit a crop acreage report for the report to be considered timely.

APH

APH means the actual production history of the crop for the unit used to determine the approved yield for NAP purposes according to 1-NAP (Rev. 2) paragraph 402.

Appraised production

Appraised production is production determined by FSA, or an insurance provider approved by FCIC, that was unharvested, but was determined to reflect the crop's yield potential at the time of appraisal.

Application Closing Date

The application closing date is the final date to purchase NAP coverage and must be **before** the final planting date.

Definitions of Terms Used in This Handbook (Continued)**Assigned production**

Assigned production is the amount of production assigned by COC that must be attributed to the unit as follows:

- when a producer certifies that an acceptable record of harvested production is not available from any other source, an assigned yield based on CDY provision applies, see subparagraph 113 B
- because of ineligible cause of loss, see subparagraph 113 C
- if unharvested acreage was destroyed without consent and no appraisal exists, an assigned yield based on CDY provision applies, see subparagraph 113 D
- because of late planting, see subparagraph 113 E
- because of a guaranteed contract, payment, or similar arrangement, see subparagraph 113 F.

Average Market Price

Average market price is the price or dollar equivalent per bu., ton, etc., for an eligible commodity, established by STC.

Buckhorning

Buckhorning is a more severe pruning method used to stimulate strong tree growth by taking all the limbs back to the major healthy portions, generally leaving a bare frame of a tree.

Definitions of Terms Used in This Handbook (Continued)**County Disaster Yield**

County disaster yield is the average yield per acre for a county or of a county for the current year based on disaster events, and is intended to reflect the amount of production that a participant would have been expected to produce based on the eligible disaster condition in the county.

County Expected Yield

County expected yield is the eligible crop yield for the administrative county established by STC.

Crop Year

Crop year means the period of time within which the crop is normally grown and designated by the calendar year in which the crop is normally harvested. For crops:

- harvested over 2 calendar years, the crop year is the calendar year in which the majority of the crop would have been harvested
- grown over more than 2 calendar years, each year in the growing period will be considered as a separate crop year designated by the calendar year in which the crop sustained a loss
- for which CAT coverage is available, the crop year will be as defined by such coverage.

Eligible Crops

Eligible crops means crops planted or prevented planted crops, types, IU's (excluding grazing), and practices:

- eligible for NAP according to 1-NAP
- for which Federal crop insurance is available.

Definitions of Terms Used in This Handbook (Continued)

Final Planting Date

Final planting date is the last date on which a normal yield can reasonably be expected.

Harvested production

Harvested production means the total amount of harvested production for the unit supported by an acceptable record and/or certification by the producer. The production of any eligible crop harvested more than once in a crop year will include the total harvested production from all harvests.

Insured Yield

Insured yield means for an eligible crop insured as a yield-based crop, APH will be the starting point to calculate a WHIP+ yield. RMA will adjust and weight APH they receive from the approved crop insurance provider.

Maximum Dollar Value for Coverage Sought

Maximum dollar value for coverage sought means the total dollar amount elected by the NAP covered participant for which buy-up coverage may be considered for a value loss crop in a coverage period. The amount is set by the NAP covered participant for each value loss crop and represents the highest amount of field market value of the crop before disaster in a coverage period.

Misrepresentation, Scheme, or Device

Misrepresentation, scheme, or device means, but is not limited to:

- concealing any information having a bearing on the application of any of the rules governing NAP
- submitting false information to a CCC representative, including, but not limited to, COC, STC, or authorized agent or employee thereof
- creating fictitious entities for the purpose of concealing the interest of a person in a farming operation.

Definitions of Terms Used in This Handbook (Continued)**NAP Approved Yield**

A NAP approved yield is a yield established for NAP covered crops according to 1-NAP (Rev. 2).

Normal Harvest Date

Normal harvest date is the date harvest of the crop is normally completed in the administrative county.

Partial Damage Factor

Partial damage factor is a percentage of the value lost when a tree, bush or vine is damaged and requires rehabilitation but is not destroyed.

Pay group

Pay group means pay crop, pay type, and planting period, for NAP or uninsured producers. From insured producer means pay crop, pay type.

Pay grouping

Pay grouping is comprised of the county, unit number, pay crop, pay type, and planting period. Insurable pay groupings do not include multiple planting periods.

Planting Period

Planting period reflect crops that have multiple plantings established the planting period is used to identify these plantings as separate crops.

Prevented Planting

Prevented planting means the inability to plant the intended crop acreage with proper equipment during the established planting period for the crop type.

Pruning

--Pruning for pecans, means the removal of limbs damaged by insured causes of loss from the tree canopy (excludes dehorning and hedging) resulting in a reduced canopy size.--

Definitions of Terms Used in This Handbook (Continued)**Salvage Value**

Salvage value means the dollar amount or equivalent received by or available to the producer for the quantity of the commodity that **cannot** be marketed or sold in any market for which a NCT price or yield is established by FSA. The loss of quality resulting in a commodity becoming salvage **must** be because of natural disaster.

Share

Share means the producer's percentage interest in the eligible crop as an owner, operator, or tenant at the time of planting or beginning of the crop year.

For determining eligibility for NAP payments, the producer's share will not exceed the producer's share at the earlier of the time of loss or the beginning of harvest.

Subsequent year yield

Subsequent year yield refers to a yield that could be used when there is no loss record to calculate production.

Supplemental Coverage Option (SCO)

Supplemental coverage option (SCO) is a crop insurance option that provides additional coverage for a portion of your underlying crop insurance policy deductible. You must buy it as an endorsement to the Yield Protection, Revenue Protection, or Revenue Protection with the Harvest Price Exclusion policy or to the Actual Production History policy for crops that do not have revenue protection available. The Federal Government pays 65 percent of the premium cost for SCO.

Topwork

Topwork means to graft scions of another variety on the main branches of a tree, usually to obtain more desirable fruit.

Definitions of Terms Used in This Handbook (Continued)**Tree/bush/vine Damage Factor**

Tree/bush/vine damage factor is the percentage of the value lost when a tree, bush, or vine is damaged and requires rehabilitation but is not destroyed.

Tree/Bush/Vine Price

Tree/bush/vine price is a value assigned to the crop State-wide for each growth stage at the crop and type level.

Tree stage

Tree stage is a classification system used to differentiate prices and partial damage factors based on the age and production capacity of a tree, bush, or vine.

Unmarketable Production

Unmarketable production includes unharvested or harvested production that cannot be marketed through normal channels because of eligible disaster conditions.

Value Loss Crop

Value loss crop means ornamental nursery, Christmas trees, aquaculture, or other crops determined by DAFP that because of their unique nature do not lend themselves to yield calculations or expected yield loss situations. Eligibility for a crop categorized or value loss is determined based on a loss of value at the time of the disaster, as determined by DAFP.

WHIP+ Production

WHIP+ production is the total amount of harvested, appraised, and assigned production on the unit.

Yield

Yield means the total amount of harvested and appraised production on a per acre or other basis, as applicable.

Instructions for Completing FSA-894, Wildfires and Hurricanes Indemnity Program+ Application

A Completing FSA-894

Applicant should complete FSA-894 in the administrative County Office for all eligible crops affected by hurricanes, floods, snowstorms, tornadoes, typhoons, volcanic activity and/or wildfires. Follow this table to complete a manual FSA-894.

Item	Instructions
1	Enter crop year.
2	Enter producer's name.
3	Enter producer's address
4A	Enter administrative State and FSA code.
4B	Enter administrative county and FSA code.
<i>Part A Notice of Loss</i>	
Items 5 through 9 will be completed for crops, trees, bushes, and vines based on the coverage level elected by the producer for the crop. Data for:	
<ul style="list-style-type: none"> • insured crops will come from RMA • crops with NAP coverage will come from the approved CCC-576, Notice of Loss and Application for Payment • uninsured crops will come from the producer. 	
Note: If CCC-576 has not been approved yet, the producer will have to provide the data.	
If additional disaster events and/or crop lines are needed use the FSA-894 continuation.	
5	Enter disaster event(s) that caused the loss (example, Wildfire, Hurricane, Tornadoes).
6	Enter the beginning and ending dates of the disaster event(s) specified in item 5.
7A	Enter name of each crop affected by the disaster event(s) in item 5.
7B	Enter crop type of each crop indicated on FSA-578 that was affected by the disaster event(s) in item 5.
7C	Enter intended use for the crop at the time of planting indicated on the FSA-578.
7D	Enter the practice; "I" for irrigated and "N" for nonirrigated according to FSA-578.
7E	Enter the numeric planting period associated with the crop. (example, "01", "02")
8	Select one of the following: "Insured", "NAP Coverage", or "Uninsured" for the crop in item 7A affected by the disaster event(s) in item 5.
9	Select one of the following: "Crop Loss", "Prevent(s)ed Planting", and/or "Trees, Bushes & Vines" if it applies to the crop in item 7A affected by the disaster event(s) in item 5. Note: Prevented planting will require Part B to be completed.
10	Select "Approved" or "Disapproved" based on COC determination for the crop in item 7A affected by the disaster event(s) in item 5.

Instructions for Completing FSA-894, Wildfires and Hurricanes Indemnity Program+ Application

A Completing FSA-894 (Continued)

Item	Instructions
<i>Part B – Record of Management for Prevented Planting Crops</i>	
Items 11 through 14 are not required to be completed if an approved CCC-576 for the crop has previously been filed.	
Note: The producer is required to complete items 11 through 14 for insured and uninsured prevented planting crops.	
11A	Enter the name of the crop with a prevented planting loss.
11B	Enter the crop type or variety for the crop with a prevented planting loss.
11C	Enter the intended use for the crop with a prevented planting loss.
11D	Enter the practice; “I” for irrigated and “N” for nonirrigated.
11E	Enter the numeric planting period associated with the crop in item 11A.
12	For crop entered in item 11A, producer must explain the purchase, delivery, or arrangement for seed, chemicals, fertilizer, and land preparation measures taken. Note: Attach copies of receipts for COC verification of intended prevented planting acreage.
13	Producer must describe cultivation practices for expected crop production, before and after date of damage, on affected crop acreage, such as fertilizer amounts, cultivation, seeding rate and variety, pesticides, herbicide amounts, irrigation measures etc.
14A	Producer must describe what has been done with the prevented planted acreage.
14B	Enter the final planting date.

Instructions for Completing FSA-894, Wildfires and Hurricanes Indemnity Program+ Application

A Completing FSA-894 (Continued)

Item	Instructions
Part C – Pay Grouping Information	
Items 15 through 25 must be completed to be eligible to receive WHIP+ benefits. Applicants must complete a separate FSA- 894, Parts C through G, as applicable, for each different crop pay grouping affected by the disaster event(s) in Part A.	
Note: If additional pages are needed use FSA-894 Continuation.	
15	Enter producer’s name.
16	Enter one of the following applicable coverage types for the crop pay grouping information: <ul style="list-style-type: none"> • Insured • NAP Coverage • Uninsured.
17	Enter the administrative State and FSA code.
18	Enter the administrative county and FSA Code.
19	For insured crops, enter the physical State and FSA code for the crop affected by the disaster event(s). If the physical State and FSA code is the same as the administrative State, select the “Same as Administrative” check box. Note: For NAP and uninsured crops, leave this item blank.
20	For insured crops, enter the physical county and FSA code for the crop affected by the disaster event(s). If the physical county and FSA code is the same as the administrative county, select the “Same as Administrative” check box. Note: For NAP and uninsured crops, leave this item blank.
21	Enter the crop year for the crop(s), trees, bushes, or vines that was affected by the disaster event(s) in item 5.
22	Enter the unit number.
23	Enter pay crop code found in one of the following. <ul style="list-style-type: none"> • 1-NAP (Rev.2), Exhibit 14, for NAP and uninsured crops. • NCT, for insured crops. Note: Trees, bushes, and vines use the same codes as the crop.
24	Enter pay type code found in one of the following. <ul style="list-style-type: none"> • 1-NAP (Rev.2), Exhibit 14, for NAP and uninsured crops. • NCT, for insured crops. Note: Trees, bushes, and vines use the same codes as the crop.
25	Enter planting period Exception: If crop, trees, bushes, or vines are insured, the planting period will always be “01”

Instructions for Completing FSA-894, Wildfires and Hurricanes Indemnity Program+ Application

A Completing FSA-894 (Continued)

Item	Instructions
Part D – Production Information	
Items 26 through 38 will be completed for crops based on the type of coverage selection made in Item 16.	
<ul style="list-style-type: none"> • Insured data will come from RMA. • NAP and uninsured data will come from the approved CCC-576 and/or NCT. 	
26	Enter the crop affected by disaster event(s) in Part A
27	Enter the crop type or variety as indicated in Part A.
28	Enter crushing district, if applicable
29	Enter intended use at planting/beginning of crop year for crop in item 26 indicated in Part A.
30	Enter the practice; “I” for irrigated and “N” for nonirrigated indicated in Part A.
31	Enter the organic status code according to the FSA-578. Examples: “C”, conventional “OC”, USDA certified “OT”, transitional.
32	Enter whether the crop is planted on native sod as indicated on the FSA-578.
33	Enter all acres associated with the crop type/variety, practice, intended use, and stage for the unit entered in item 22.
34	Enter producer share.
35	Enter applicable stage abbreviations. Example: “H”, harvested acreage “UH”, unharvested acreages or put another use with consent. “PP”, prevented planting acres
36	Enter the unit of measure for the crop, crop type, and intended use. (such as pounds, bushels, cwt., or tons. etc.)
37	Enter the production for the unit entered in item 21 for: <ul style="list-style-type: none"> • insured crops from the RMA download/information report • NAP crops from the CCC-576 • uninsured crops from the producer
38	Enter approved yield from the FSA-893. Field is for Florida Citrus Crops Only.
39	Enter amount of production determined by COC. Note: Assigned or adjusted production must be entered in the unit of measure recorded in item 36
	If COC...
	THEN enter the letter...
	assigns the production (A) next to the number.
	adjusts the production (O) next to the number.
40	Enter value of secondary use and/or salvage value as determined by COC.

Instructions for Completing FSA-894, Wildfires and Hurricanes Indemnity Program+ Application

A Completing FSA-894 (Continued)

Item	Instructions
<i>Part E – Value Loss Crops</i>	
Items 41 through 47 will be completed for crops based on the selection made in Item 16.	
<ul style="list-style-type: none"> • Insured data will come from RMA. • NAP data will come from the approved CCC-576 and NCT. • Uninsured data will come from the NCT. 	
41	Enter the crop affected by disaster event(s) in Part A.
42	Enter crop type or variety as indicated in Part A.
43	Enter producer’s share.
44	Enter dollar value of the inventory, as applicable, immediately before the disaster event(s).
45	Enter dollar value of the inventory, as applicable, immediately after the disaster event(s). Determine the dollar value from the loss adjuster’s report or acceptable and verifiable record of post disaster inventory.
46	Enter applicable determined dollar value for losses stemming from ineligible causes of loss, as determined by COC.
47	Enter total dollar value received for crops sold as salvage.
<i>Part F – Trees, Bushes, and Vines</i>	
Items 48 through 59 will be completed based on the selection made in Item 16.	
<ul style="list-style-type: none"> • Insured data will come from RMA. • Uninsured data will come from the producer. 	
48	Enter the crop affected by disaster event(s) in Part A.
49	Enter the crop type or variety as indicated in Part A.
50	Enter all acres associated with the crop type/variety for the entire unit.
51	Enter producer’s share.
52	The tree stages are the age groupings for the trees, bushes, or vines. Note: This field is automatically completed.
53	Enter the total number of trees, bushes or vines for the tree stage before the disaster event(s) in item A. Note: Total of items 54 and 55 cannot exceed item 53
54	Enter the number of destroyed trees, bushes, or vines by the disaster event(s) in Part A, for each tree stage affected.
55	Enter the number of damaged trees, bushes, or vines by the disaster event(s) in Part A, for each tree stage affected.
56	Enter the adjusted number of trees, bushes, or vines in the tree stage that was determined by COC.

Instructions for Completing FSA-894, Wildfires and Hurricanes Indemnity Program+ Application

A Completing FSA-894 (Continued)

Item	Instructions
<i>Part F – Trees, Bushes, and Vines (Continued)</i>	
57	Enter the adjusted number of destroyed trees, bushes or vines determined by COC.
58	Enter the adjusted number of damaged trees, bushes, or vines determined by COC.
59	Enter the total dollar value received for trees, bushes or vines as salvage, determined by COC.
<i>Part G – COC Approval or Disapproval of Pay Grouping</i>	
60	COC will indicate in the check boxes provided whether the pay grouping information and the crop, value loss or tree, bushes, or vines on each page 2 is approved or disapproved. Note: Required to be completed for each additional pay grouping recorded.
<i>Part H – Producer Certification</i>	
61	Enter any additional remarks.
62A	Producer applying for WHIP+ benefits must sign.
62B	Enter title and/or relationship of the individual signing in a representative capacity. Notes: If the producer signing is not signing in representative capacity, this field should be left blank.
62C	Enter date signed.
<i>Part I – COC Signature</i>	
When the COC representative signs and dates items 63A and 63B they are signing to all approvals and disapprovals made throughout the entire FSA-894	
63A	COC or their representative’s signature.
63B	Date COC or their representative signs the FSA-894.

Instructions for Completing FSA-894, Wildfires and Hurricanes Indemnity Program+ Application

B Example of FSA-894

OMB No. 0560-0291
OMB Expiration Date: 03/31/2022
See Page 3 for Privacy Act and Public Burden Statements.

This form is available electronically.

FSA-894 (09-11-19)		U.S. DEPARTMENT OF AGRICULTURE Farm Service Agency			1. Crop Year	
WILDFIRES AND HURRICANES INDEMNITY PROGRAM+ APPLICATION						
2. Producer's Name		3. Producer's Address (City, State and Zip Code)		4A. Administrative State Name/Code		4B. Administrative County Name/Code
Each producer must apply by administrative county.						
PART A – NOTICE OF LOSS						
The following crop(s), crop type(s), and intended use(s) suffered a loss due to the disaster event cause of loss that occurred January 1, 2018 – December 31, 2019.						
5. What disaster event caused the loss?				6. Disaster Event Dates (Beginning and Ending)		
7A. Crop	7B. Crop Type	7C. Intended Use	7D. Practice	7E. Planting Period	8. Insured/NAP Coverage/Uninsured	9. Crop Loss, Prevented Planted, or Trees, Bushes, and Vines Loss <i>(If prevented planted Part B must be completed)</i>
					<input type="checkbox"/> Insured <input type="checkbox"/> NAP Coverage <input type="checkbox"/> Uninsured	<input type="checkbox"/> Crop Loss <input type="checkbox"/> Prevented Planting <input type="checkbox"/> Trees, Bushes and Vines Loss
					<input type="checkbox"/> Insured <input type="checkbox"/> NAP Coverage <input type="checkbox"/> Uninsured	<input type="checkbox"/> Crop Loss <input type="checkbox"/> Prevented Planting <input type="checkbox"/> Trees, Bushes and Vines Loss
					<input type="checkbox"/> Insured <input type="checkbox"/> NAP Coverage <input type="checkbox"/> Uninsured	<input type="checkbox"/> Crop Loss <input type="checkbox"/> Prevented Planting <input type="checkbox"/> Trees, Bushes and Vines Loss
					<input type="checkbox"/> Insured <input type="checkbox"/> NAP Coverage <input type="checkbox"/> Uninsured	<input type="checkbox"/> Approved <input type="checkbox"/> Disapproved
					<input type="checkbox"/> Insured <input type="checkbox"/> NAP Coverage <input type="checkbox"/> Uninsured	<input type="checkbox"/> Approved <input type="checkbox"/> Disapproved
					<input type="checkbox"/> Insured <input type="checkbox"/> NAP Coverage <input type="checkbox"/> Uninsured	<input type="checkbox"/> Approved <input type="checkbox"/> Disapproved
PART B – RECORD OF MANAGEMENT FOR PREVENTED PLANTING CROPS						
11A. Crop		11B. Crop Type		11C. Intended Use		11D. Practice
11E. Planting Period						
12. Purchased/delivered/arranged for. If "YES", explain (Attach copies of receipts).						
<input type="checkbox"/> YES <input type="checkbox"/> NO. A. Seed, Chemical, and Fertilizer						
<input type="checkbox"/> YES <input type="checkbox"/> NO. B. Land Preparation Measures						
13. What cultivation practices were performed on prevented planted acreage?						
14A. What did you do with the acreage you claim was prevented planted?						14B. Final Planting Date

Instructions for Completing FSA-894, Wildfires and Hurricanes Indemnity Program+ Application

B Example of FSA-894 (Continued)

FSA-894 (09-11-19)												Page 2 of 3			
PART C – PAY GROUPING INFORMATION															
15. Producer Name						16. Insured/NAP Coverage/Uninsured <input type="checkbox"/> Insured <input type="checkbox"/> NAP Coverage <input type="checkbox"/> Uninsured									
17. Administrative State Name/Code				18. Administrative County Name/Code				19. Physical State Name/Code <input type="checkbox"/> Same as Administrative				20. Physical County Name/Code <input type="checkbox"/> Same as Administrative			
21. Crop Year			22. Unit		23. Pay Crop Code			24. Pay Type Code			25. Planting Period				
PART D – PRODUCTION INFORMATION												COC USE ONLY			
26. Crop	27. Crop Type	28. Crushing District	29. Int. Use	30. Practice	31. Organic Status	32. Native Sod	33. Acres	34. Share	35. Stage	36. Unit of Measure	37. Production To Count	38. Yield <small>(Select Crops Only)</small>	39. Assigned or Adjusted Production	40. Secondary Use or Salvage Value	
PART E – VALUE LOSS CROPS												COC USE ONLY			
41. Crop			42. Crop Type			43. Share		44. Dollar Value Before Disaster			45. Dollar Value After Disaster		46. Ineligible Dollar Value		47. Salvage Value
PART F – TREES, BUSHES, & VINES												COC USE ONLY			
48. Crop	49. Crop Type	50. Acres	51. Share	52. Tree Stage	53. Number in Tree Stage	54. Number Destroyed	55. Number Damaged	56. Adjusted Number in Tree Stage	57. Adjusted Number Destroyed	58. Adjusted Number Damaged	59. Salvage Value				
				I											
				II											
				III											
				I											
				II											
				III											
				I											
				II											
				III											
PART G – COC DETERMINATION OF PAY GROUPING															
60. COC Action: <input type="checkbox"/> Approved <input type="checkbox"/> Disapproved															

Instructions for Completing FSA-894, Wildfires and Hurricanes Indemnity Program+ Application

B Example of FSA-894 (Continued)

FSA-894 (09-11-19)		Page 3 of 3
PART H – PRODUCER CERTIFICATIONS		
<p><i>I understand that USDA will conduct spot-checks for this program and I authorize FSA access to any records held by elevators, processors, contractors, etc. or any other agency or organization maintaining records or other substantiating evidence on which I am basing this certification of production.</i></p> <p><i>I certify that all information on this application, whether or not personally entered by me or entered by someone else on my behalf is true and correct and understand that if any information is determined to be in error that the application may be denied and may result in a determination of ineligibility in whole or in part</i></p> <p>Notice: Additional information may be requested. Further, this application will not be considered complete until the following forms are filed:</p> <ul style="list-style-type: none"> • FSA-895, Crop Insurance and/or NAP Coverage Agreement • CCC-802 Automated, Farm Operating Plan for Payment Eligibility 2009 and Subsequent Program Years • FSA-896, REQUEST FOR AN EXCEPTION TO THE WHIP+ PAYMENT LIMITATION OF \$125,000 • AD-1026, Highly Erodible Land Conservation (HELIC) and Wetland Conservation (WC) Certification • FSA-576, Report of Acreage • FSA-897, Actual Production History and Approved Yield Record (WHIP+ Select Crops Only), <i>if applicable</i> 		
61. Remarks		
62A. Producer's Signature (By)	62B. Title/Relationship of the Individual Signing in a Representative Capacity	62C. Date Signed (MM-DD-YYYY)
PART I – COC SIGNATURE		
63A. COC Signature		63B. Date (MM-DD-YYYY)
<p>NOTE: <i>The following statement is made in accordance with the Privacy Act of 1974 (5 USC 552a - as amended). The authority for requesting the information identified on this form is 7 CFR Part 760, Subpart O and the Additional Supplemental Appropriations for Disaster Relief Act, 2019 (Disaster Relief Act) (Pub. L. 116-20). The information will be used to determine eligibility for program benefits. The information collected on this form may be disclosed to other Federal, State, Local government agencies, Tribal agencies, and nongovernmental entities that have been authorized access to the information by statute or regulation and/or as described in applicable Routine Uses identified in the System of Records Notice for USDA/FSA-2, Farm Records File (Automated). Providing the requested information is voluntary. However, failure to furnish the requested information will result in a determination of ineligibility for program benefits. Payments may be made under the program to which the form applies only to the extent permitted by applicable authorities.</i></p> <p>Public Burden Statement (Paperwork Reduction Act): <i>Public reporting burden for this collection is estimated to average 30 minutes per response, including reviewing instructions, gathering and maintaining the data needed, completing (providing the information), and reviewing the collection of information. You are not required to respond to the collection or FSA may not conduct or sponsor a collection of information unless it displays a valid OMB control number. RETURN THIS COMPLETED FORM TO YOUR COUNTY FSA OFFICE.</i></p> <p><i>In accordance with Federal civil rights law and U.S. Department of Agriculture (USDA) civil rights regulations and policies, the USDA, its Agencies, offices, and employees, and institutions participating in or administering USDA programs are prohibited from discriminating based on race, color, national origin, religion, sex, gender identity (including gender expression), sexual orientation, disability, age, marital status, family/parental status, income derived from a public assistance program, political beliefs, or reprisal or retaliation for prior civil rights activity, in any program or activity conducted or funded by USDA (not all bases apply to all programs). Remedies and complaint filing deadlines vary by program or incident.</i></p> <p><i>Persons with disabilities who require alternative means of communication for program information (e.g., Braille, large print, audiotape, American Sign Language, etc.) should contact the responsible Agency or USDA's TARGET Center at (202) 720-2500 (voice and TTY) or contact USDA through the Federal Relay Service at (800) 877-8339. Additionally, program information may be made available in languages other than English.</i></p> <p><i>To file a program discrimination complaint, complete the USDA Program Discrimination Complaint Form AD-3027, found online at http://www.asc.usda.gov/complaint_filing_cust.html and at any USDA office or write a letter addressed to USDA and provide in the letter all of the information requested in the form. To request a copy of the complaint form, call (866) 632-9892. Submit your completed form or letter to USDA by: (1) mail: U.S. Department of Agriculture, Office of the Assistant Secretary for Civil Rights 1400 Independence Avenue, SW Washington, D.C. 20250-9410; (2) fax: (202) 690-7442; or (3) email: program.intake@usda.gov. USDA is an equal opportunity provider, employer, and lender.</i></p>		

FSA-895, Crop Insurance and/or NAP Coverage Agreement

Following is an example of FSA-895.

<p>This form is available electronically.</p> <p>FSA-895 (09-11-19)</p>	<p>OMB No. 0560-0291 OMB Expiration Date: 03/31/2022</p>	
<p>U.S. DEPARTMENT OF AGRICULTURE Farm Service Agency</p> <p>CROP INSURANCE AND/OR NAP COVERAGE AGREEMENT</p>		
<p>NOTE: <i>The following statement is made in accordance with the Privacy Act of 1974 (5 USC 552a - as amended). The authority for requesting the information identified on this form is 7 CFR Part 760, Subpart O, Bipartisan Budget Act of 2018 (Pub. L. 115-123) and the Additional Supplemental Appropriations for Disaster Relief Act, 2019 (Disaster Relief Act) (Pub. L. 116-20). The information will be used to determine eligibility for program benefits. The information collected on this form may be disclosed to other Federal, State, Local government agencies, Tribal agencies, and nongovernmental entities that have been authorized access to the information by statute or regulation and/or as described in applicable Routine Uses identified in the System of Records Notice for USDA/FSA-2, Farm Records File (Automated). Providing the requested information is voluntary. However, failure to furnish the requested information will result in a determination of ineligibility for program benefits. Payments may be made under the program to which the form applies only to the extent permitted by applicable authorities.</i></p> <p>Public Burden Statement (Paperwork Reduction Act): Public reporting burden for this collection is estimated to average 5 minutes per response, including reviewing instructions, gathering and maintaining the data needed, completing (providing the information), and reviewing the collection of information. You are not required to respond to the collection or FSA may not conduct or sponsor a collection of information unless it displays a valid OMB control number. RETURN THIS COMPLETED FORM TO YOUR COUNTY FSA OFFICE.</p>		
<p>In accordance with the Bipartisan Budget Act of 2018 and/or the Disaster Relief Act 2019, regarding eligibility for 2017, 2018, and/or 2019 disaster assistance, I hereby certify that I have read and understand the crop insurance and NAP coverage requirement as it pertains to the applicable box(es) checked. This statement of understanding shall remain in effect until the earlier of: (1) the year 2030, or (2) cancellation by the Department. This agreement does not supersede or modify any previous requirements to purchase crop insurance or NAP under any other law or program.</p>		
<p><input type="checkbox"/> 1. I understand that I have applied for a payment under the 2017 Wildfires and Hurricanes Indemnity Program (2017 WHIP) and/or Wildfires and Hurricanes Indemnity Program + (WHIP+) on at least one insurable crop. In return for receiving a payment under 2017 WHIP and/or WHIP+ for a 2017, 2018, 2019 and/or 2020 insurable crop(s). I am required to purchase crop insurance at a coverage level of at least 60 percent (based on the elected yield percentage multiplied by the elected price percentage) for the first two consecutive crop years with respect to which crop insurance is available, after the enrollment period for 2017 WHIP and/or WHIP+ ends, but no later than crop years 2022 and 2023. If crop insurance is not available for such crop(s), I am required to purchase buy-up NAP coverage at a level of 60/100. I understand that I am also required to file an acreage report for each year NAP coverage is purchased.</p>		
<p><input type="checkbox"/> 2. I understand that I have applied for a payment under the 2017 WHIP and/or WHIP+ on at least one NAP eligible crop. In return for receiving a payment under 2017 WHIP and/or WHIP+ on such 2017, 2018, 2019 and/or 2020 NAP eligible crop(s), I am required to purchase buy-up NAP coverage at a level of 60/100 for the first two consecutive crop years with respect to which NAP coverage is available, after the enrollment period for 2017 WHIP and/or WHIP+ ends, but no later than crop years 2022 and 2023. If crop insurance becomes available for such crops, I will be required to purchase crop insurance at a level of at least 60 percent (based on the elected yield percentage multiplied by the elected price percentage) for such crop. Furthermore, with respect to NAP coverage, I understand that I am required to file an annual acreage report for each year NAP coverage is purchased. If I am or would become ineligible for a NAP payment for either or both of the relevant two consecutive years because I exceed the average Adjusted Gross Income (AGI) limitation, then I may meet this requirement by one of two ways: (1) obtain NAP coverage as required above, regardless of my ineligibility for NAP payment; or (2) purchase Whole-Farm Revenue Protection (WFRP) crop insurance at a coverage level of at least 60 percent for the applicable year(s).</p>		
<p>By signing this form, I acknowledge that I am required to purchase crop insurance and/or NAP for the first two consecutive crop years for which coverage is available after the enrollment period for 2017 WHIP and/or WHIP+ ends. I will be required to refund my 2017 WHIP and/or WHIP+ payment if I fail to meet this requirement.</p>		
3A. Producer's Name (<i>Print</i>)	3B. Producer's Signature	3C. Date Signed (<i>MM-DD-YYYY</i>)
4A. Name and Address of County FSA Office (<i>Include City, State and Zip Code</i>)		4B. County FSA Office Telephone Number (<i>Include Area Code</i>)
<p><small>In accordance with Federal civil rights law and U.S. Department of Agriculture (USDA) civil rights regulations and policies, the USDA, its Agencies, offices, and employees, and institutions participating in or administering USDA programs are prohibited from discriminating based on race, color, national origin, religion, sex, gender identity (including gender expression), sexual orientation, disability, age, marital status, family/parental status, income derived from a public assistance program, political beliefs, or reprisal or retaliation for prior civil rights activity, in any program or activity conducted or funded by USDA (not all bases apply to all programs). Remedies and complaint filing deadlines vary by program or incident.</small></p> <p><small>Persons with disabilities who require alternative means of communication for program information (e.g., Braille, large print, audiotape, American Sign Language, etc.) should contact the responsible Agency or USDA's TARGET Center at (202) 720-2600 (voice and TTY) or contact USDA through the Federal Relay Service at (800) 877-8339. Additionally, program information may be made available in languages other than English.</small></p> <p><small>To file a program discrimination complaint, complete the USDA Program Discrimination Complaint Form, AD-3027, found online at http://www.ascr.usda.gov/complaint_filing_cust.html and at any USDA office or write a letter addressed to USDA and provide in the letter all of the information requested in the form. To request a copy of the complaint form, call (866) 632-8992. Submit your completed form or letter to USDA by: (1) mail: U.S. Department of Agriculture Office of the Assistant Secretary for Civil Rights 1400 Independence Avenue, SW Washington, D.C. 20250-9410; (2) fax: (202) 690-7442; or (3) email: program.intake@usda.gov. USDA is an equal opportunity provider, employer, and lender.</small></p>		

FSA-896, Request for an Exception to the WHIP+ Payment Limitation of \$125,000

The following is an example of FSA-896.

This form is available electronically. FSA-896 (09-11-19)		U.S. DEPARTMENT OF AGRICULTURE Farm Service Agency		OMB No. 0560-0291 OMB Expiration Date: 03/31/2022
<p align="center">REQUEST FOR AN EXCEPTION TO THE WHIP+ PAYMENT LIMITATION OF \$125,000</p>			1. Return completed form to (Name and address of FSA county office or USDA Service Center)	
<p>NOTE: The following statement is made in accordance with the Privacy Act of 1974 (5 USC 552a – as amended). The authority for requesting the information identified on this form is 7 CFR Part 760, subpart O; and the Additional Supplemental Appropriations for Disaster Relief Act, 2019 (Disaster Relief Act) (Pub. L. 116-20). The information will be used to determine eligibility for program benefits. The information collected on this form may be disclosed to other Federal, State, Local government agencies, tribal agencies, and nongovernment entities that have been authorized access to the information by statute or regulation and/or as described in applicable Routine Uses identified in the System of Records Notice for USDA/FSA-2, Farm Records File (Automated).</p> <p>Public Burden Statement (Paperwork Reduction Act): Public reporting burden for this collection is estimated to average 5 minutes per response, including reviewing instructions, gathering and maintaining the data needed, completing (providing the information), and reviewing the collection of information. You are not required to respond to the collection or FSA may not conduct or sponsor a collection of information unless it displays a valid OMB control number. RETURN THIS COMPLETED FORM TO YOUR COUNTY FSA OFFICE.</p>				
2. Name and Address of Individual or Legal Entity (Including Zip Code) (If general partnership or joint venture, complete only for each member)		3. Taxpayer Identification Number (TIN) (Social Security Number for Individual; or Employer Identification Number for Legal Entity)		
PART A – REQUIREMENTS FOR WHIP PAYMENT LIMITATION EXCEPTION				
4. WHIP+ payments received directly or indirectly by an individual or a legal entity are subject to a \$125,000 payment limitation for all crop years 2018, 2019 and 2020. An exception to the \$125,000 payment limitation is available in which case WHIP+ payments are subject to a \$250,000 payment limitation per crop year not to exceed \$500,000, but only if both of the following conditions are met:				
<ul style="list-style-type: none"> • at least 75% of the individual's or legal entity's average adjusted gross income (AGI) for the 3 taxable years 2017, 2016 and 2015 was derived from farming, ranching or forestry operations. • a certification from a licensed CPA or an attorney is submitted to the FSA/USDA Service Center identified in item 1, attesting that at least 75% of the individual's or legal entity's average AGI for the 3 taxable years 2017, 2016 and 2015 was derived from farming, ranching, or forestry operations. The CPA and/or Attorney may meet this requirement by completing Part C below or providing a similar statement that is acceptable to FSA. 				
Based on the above statements, select the applicable box below:				
4A. <input type="checkbox"/> YES (Requesting \$250,000 Payment Limitation per Crop Year, not to exceed \$500,000) 4B. <input type="checkbox"/> NO (Payment limitation is \$125,000 for crop years 2018, 2019 and 2020)				
PART B – CERTIFICATION BY INDIVIDUAL OR ENTITY				
By signing this form:				
<ul style="list-style-type: none"> - I acknowledge that I have read and reviewed all definitions and requirements on Page 2 of this form; - I certify, if required, that all information contained in a certification from a CPA or an attorney is true and correct, and is consistent with the tax returns filed with the IRS for myself or the legal entity that is seeking participation in WHIP+; - I acknowledge, if required, that failure to provide the certification described in this FSA- 896 to FSA will result in a \$125,000 WHIP+ payment limitation; - I certify that I am authorized under applicable state law to sign this certification on behalf of the legal entity identified in Item 2 (for legal entity only). 				
5. Signature (By)		6. Title/Relationship of the Individual if Signing in a Representative Capacity for a Legal Entity		7. Date (MM-DD-YYYY)
PART C – CERTIFICATION BY CERTIFIED PUBLIC ACCOUNTANT / ATTORNEY				
By signing this form:				
<ul style="list-style-type: none"> - I acknowledge that I have read and reviewed all definitions and requirements on Page 2 of this form; - I certify the producer identified in Item 2 and TIN in Item 3 has met the minimum requirements to be eligible for the \$250,000 Payment Limitation under WHIP+ as specified in Part A above. 				
8. Signature		9. Title (CPA/Attorney)	10. State/License Number	11. Date (MM-DD-YYYY)
<p><small>In accordance with Federal civil rights law and U.S. Department of Agriculture (USDA) civil rights regulations and policies, the USDA, its Agencies, offices, and employees, and institutions participating in or administering USDA programs are prohibited from discriminating based on race, color, national origin, religion, sex, gender identity (including gender expression), sexual orientation, disability, age, marital status, family/parental status, income derived from a public assistance program, political beliefs, or reprisal or retaliation for prior civil rights activity, in any program or activity conducted or funded by USDA (not all bases apply to all programs). Remedies and complaint filing deadlines vary by program or incident.</small></p> <p><small>Persons with disabilities who require alternative means of communication for program information (e.g., Braille, large print, audiotape, American Sign Language, etc.) should contact the responsible Agency or USDA's TARGET Center at (202) 720-2600 (voice and TTY) or contact USDA through the Federal Relay Service at (800) 877-8339. Additionally, program information may be made available in languages other than English.</small></p> <p><small>To file a program discrimination complaint, complete the USDA Program Discrimination Complaint Form, AD-3027, found online at http://www.ascr.usda.gov/complaint_filing_cust.html and at any USDA office or write a letter addressed to USDA and provide in the letter all of the information requested in the form. To request a copy of the complaint form, call (866) 632-9992. Submit your completed form or letter to USDA by: (1) mail: U.S. Department of Agriculture Office of the Assistant Secretary for Civil Rights 1400 Independence Avenue, SW Washington, D.C. 20250-9410, (2) fax: (202) 690-7442, or (3) email: program.intake@usda.gov. USDA is an equal opportunity provider, employer, and lender.</small></p>				

FSA-896, Request for an Exception to the WHIP+ Payment Limitation of \$125,000 (Continued)

FSA-896 (09-11-19)

Page 2 of 2

GENERAL INFORMATION ON WHIP+ PAYMENT LIMITATIONS

Individuals or legal entities (other than general partnerships and joint ventures) that receive WHIP+ payments, directly or indirectly, cannot receive payments exceeding the applicable limitation (\$125,000 or \$250,000). Payments made, directly or indirectly, to a legal entity (other than general partnerships and joint ventures), or its members cannot exceed the \$125,000 or \$250,000 payment limitation, as applicable. If payments received, directly or indirectly, by a member of a legal entity receiving WHIP+ payments reach the applicable payment limitation, payments to the legal entity will be reduced in proportion to that member's direct or indirect ownership share in the legal entity.

All members of legal entities requesting to receive WHIP+ payments, directly or indirectly, in excess of the \$125,000 payment limitation must also complete this form and provide the required certification from a CPA or attorney.

HOW TO DETERMINE ADJUSTED GROSS INCOME

Adjusted Gross Income (AGI) is the individual's or legal entity's IRS-reported adjusted gross income or equivalent (see below) consisting of both farm and nonfarm income.

Individual – Internal Revenue Service (IRS) Form 1040 filers, specific lines on that form represent the adjusted gross income

Trust or Estate – the adjusted gross income equivalent is the total income and charitable contributions reported to IRS

Corporation – the adjusted gross income equivalent is the total of the final taxable income and any charitable contributions reported to IRS

Limited Partnership (LP), Limited Liability Company (LLC), Limited Liability Partnership (LLP) or Similar Entity – the adjusted gross income is the total income from trade or business activities plus guaranteed payments to the members as reported to the IRS

Tax-exempt Organization – the adjusted gross income is the unrelated business taxable income excluding any income from non-commercial activities as reported to the IRS.

HOW TO DETERMINE INCOME FROM FARMING, RANCHING, AND FORESTRY OPERATIONS

Income received or obtained from the following sources:

<i>Productions of crops, specialty crops, and raw forestry products.</i>	<i>Feeding, rearing, or finishing of livestock.</i>
<i>Production of livestock, aquaculture products used for food; honeybees; and products produced by or derived from livestock.</i>	<i>Payments of benefits, including benefits from risk management practices, crop insurance indemnities, and catastrophic risk protection plans.</i>
<i>Production of farm-based renewable energy.</i>	<i>Sale of land that has been used for agricultural purposes.</i>
<i>Sale, including easements and development rights, of farm, ranch, and forestry land, water or hunting rights, or environmental benefits.</i>	<i>Payments and benefits authorized under any program made available and applicable to payment eligibility and payment limitation rules.</i>
<i>Rental or lease of land or equipment used for farming, ranching, or forestry operations, including water or hunting rights.</i>	<i>Any other activity related to farming, ranching, and forestry, as determined by the Deputy Administrator of FSA.</i>
<i>Processing, packing, storing, and transportation of farm, ranch, forestry commodities including renewable energy.</i>	<i>Any income reported on Schedule F or other schedule used by the person or legal entity to report income from such operations to the IRS.</i>

Note: Income from wages or dividends earned through a farming operation is NOT farm income.

HOW TO DETERMINE PERCENTAGE OF AVERAGE AGI FROM FARMING, RANCHING, AND FORESTRY OPERATIONS

- 1) Determine the total AGI and the total income from farming, ranching, and forestry for each of the 3 taxable years preceding the most immediately preceding complete taxable year for which benefits are requested.
- 2) Total the AGI (both farm and nonfarm income) from all 3 years.
- 3) Total the income from farming, ranching and forestry from all 3 years.
- 4) Calculate the percentage of average adjusted gross farm income by dividing the result of step 3 by the result of Step 2

This form can only be signed by the individual authorized under state law to sign this consent for the legal entity identified in Item 2.

INSTRUCTIONS FOR COMPLETION OF FSA-896

Item No./Field Name	Instruction
1. Return Completed Form To	Enter the name and address of the FSA county office or USDA service center where the completed CCC-896 will be submitted.
2. Person or Legal Entity's Name and Address	Enter the individual's or legal entity's name and address.
3. Taxpayer ID Number	In the format provided, enter the complete taxpayer identification number of the individual or legal entity identified in Item 2. <i>This will be either a Social Security Number or Employer Identification Number.</i>
4. WHIP+ Payment Limitation Exception	Select the appropriate check box – 4A if the applicant is requesting a \$250,000 payment limit and meets the criteria. Or 4B if the applicant does not want the \$250,000 payment limit.
5. Signature	Read the acknowledgments, responsibilities and authorizations, before signing. <i>(INDIVIDUAL OR ENTITY)</i>
6. Title/Relationship	Enter title or relationship to the legal entity identified in Item 2.
7. Date	Enter the signature date in month, day and year.
8. Signature	Read the acknowledgments, responsibilities and authorizations, before signing. <i>(CPA or Attorney Only)</i>
9. Title	Identify as applicable Certified Public Accountant (CPA) or Attorney
10. State/License No.	Enter applicable State you are licensed to practice in, followed by your associated individual license number.
11. Date	Enter the signature date in month, day and year.

FSA-897, Actual Production History and Approved Yield Record (WHIP+ Select Crops Only)

The following is an example of FSA-897.

This form is available electronically.			OMB Control No. 0560-0291 OMB Expiration Date: 03/31/2022			
FSA-897 (09-11-19)		U.S. DEPARTMENT OF AGRICULTURE Farm Service Agency				
ACTUAL PRODUCTION HISTORY AND APPROVED YIELD RECORD (WHIP + Select Crops Only)						
PART A - GENERAL INFORMATION						
1. State		2. County		3. Unit No.		
4. Producer's Name						
PART B - CROP INFORMATION						
5. Crop Name	6. Crop Type	7. Intended Use	8. Practice	9. Organic Status	10. Planting Period	11. Unit of Measure
PART C - ACTUAL PRODUCTION HISTORY (APH)					COC USE ONLY	
12. APH Crop Year	13. Planted Acres	14. Actual Production			15. Yield	
PART D - APPROVED YIELD (COC USE ONLY)						
16. Total Yield (Item 15)			17. No. of APH Crop Years (Item 12)		18. Calculated Yield	
÷			=			
PART E- PRODUCER'S CERTIFICATION						
I hereby certify that the information included on this form includes a complete and accurate record of actual production history. The actual production history is accurately identified to the unit, crop and crop years shown. I understand that the information on this form may be spot checked and failure to certify accurately may result in a loss of program benefits. Additionally, I direct the purchaser, warehouse operator, ginner, or any person who otherwise stores or purchases crop production identified on this form to disclose those storage or purchase records of the identified crop to USDA representatives for the purpose of verification of production. I understand that the payment yield may be different than the approved yield if the unit acreage increases or plant density changes.						
19A. Signature of Producer (By)			19B. Title/Relationship of the Individual Signing in a Representative Capacity		19C. Date (MM-DD-YYYY)	
PART F- COC SIGNATURE						
20A. Signature of COC Representative					20B. Date (MM-DD-YYYY)	
<p>NOTE: The following statement is made in accordance with the Privacy Act of 1974 (5 USC 552a - as amended). The authority for requesting the information identified on this form is the Additional Supplemental Appropriations for Disaster Relief Act, 2019 (Disaster Relief Act) (Pub. L. 116-20); and 7 CFR Part 760, subpart O. The information will be used to determine eligibility for program benefits. The information collected on this form may be disclosed to other Federal, State, Local government agencies, Tribal agencies, and nongovernmental entities that have been authorized access to the information by statute or regulation and/or as described in applicable Routine Uses identified in the System of Records Notice for USDA/FSA-2, Farm Records File (Automated). Providing the requested information is voluntary. However, failure to furnish the requested information will result in a determination of ineligibility for program benefits. Payments may be made under the program to which the form applies only to the extent permitted by applicable authorities.</p> <p>Paperwork Reduction Act (PRA) Statement: Public reporting burden for this collection is estimated to average 5 minutes per response, including reviewing instructions, gathering and maintaining the data needed, completing (providing the information), and reviewing the collection of information. You are not required to respond to the collection or FSA may not conduct or sponsor a collection of information unless it displays a valid OMB control number. RETURN THIS COMPLETED FORM TO YOUR COUNTY FSA OFFICE.</p> <p><small>In accordance with Federal civil rights law and U.S. Department of Agriculture (USDA) civil rights regulations and policies, the USDA, its Agencies, offices, and employees, and institutions participating in or administering USDA programs are prohibited from discriminating based on race, color, national origin, religion, sex, gender identity (including gender expression), sexual orientation, disability, age, marital status, family/parental status, income derived from a public assistance program, political beliefs, or reprisal or retaliation for prior civil rights activity, in any program or activity conducted or funded by USDA (not all bases apply to all programs). Remedies and complaint filing deadlines vary by program or incident.</small></p> <p><small>Persons with disabilities who require alternative means of communication for program information (e.g., Braille, large print, audiotape, American Sign Language, etc.) should contact the responsible Agency or USDA's TARGET Center at (202) 720-2600 (voice and TTY) or contact USDA through the Federal Relay Service at (800) 877-8339. Additionally, program information may be made available in languages other than English.</small></p> <p><small>To file a program discrimination complaint, complete the USDA Program Discrimination Complaint Form, AD-3027, found online at http://www.ascr.usda.gov/complaint_filing_cust.html and at any USDA office or write a letter addressed to USDA and provide in the letter all of the information requested in the form. To request a copy of the complaint form, call (866) 632-6992. Submit your completed form or letter to USDA by: (1) mail: U.S. Department of Agriculture Office of the Assistant Secretary for Civil Rights 1400 Independence Avenue, SW Washington, D.C. 20250-9410; (2) fax: (202) 690-7442; or (3) email: program.intake@usda.gov. USDA is an equal opportunity provider, employer, and lender.</small></p>						

Insurance Plan, Yield, Price and Production Reference Guide

Plan Code	Insurance Plan Name	Yield	Price	Production
1	Yield Protection	Use RMA yield; if not present, use county expected yield	Use RMA provided price; if not present, use county price	Use RMA provided production.
2	Revenue Protection	Use RMA yield; if not present, use county expected yield	Use RMA provided price; if not present, use county price	Use RMA provided production
3	Revenue Protection with Harvest Price Exclusion	Use RMA yield; if not present, use county expected yield	Use RMA provided price; if not present, use county price	Use RMA provided production
4	Area Yield Protection	Use county expected yield	Use county price	Use RMA provided production for standalone policy; otherwise producer must provide production
5	Area Revenue Protection	Use county expected yield	Use county price	Use RMA provided production for standalone policy; otherwise producer must provide production
6	Area Revenue Protection with Harvest Price Exclusion	Use county expected yield	Use county price	Use RMA provided production for standalone policy; otherwise producer must provide production
13	Rainfall Index	Use county expected yield	Use county price	Producer must provide production
14	Vegetation Index	Use county expected yield	Use county price	Producer must provide production
31	Supplemental Coverage Option - Yield Protection Notes: Use indemnity Coverage level is always 86%	Use RMA yield based on underlying plan; if not present, use county expected yield	Use RMA price based on underlying plan; if not present, use county price	Use production based on underlying plan; otherwise producer must provide production
32	Supplemental Coverage Option - Revenue Protection Notes: Use indemnity Coverage level is always 86%	Use RMA yield based on underlying plan; if not present, use county expected yield	Use RMA price based on underlying plan; if not present, use county price	Use production based on underlying plan; otherwise producer must provide production
33	Supplemental Coverage Option - Revenue Protection with Harvest Price Exclusion Notes: Use indemnity Coverage level is always 86%	Use RMA yield based on underlying plan; if not present, use county expected yield	Use RMA price based on underlying plan; if not present, use county price	Use production based on underlying plan; otherwise producer must provide production

Insurance Plan, Yield, Price and Production Reference Guide (Continued)

Plan Code	Insurance Plan Name		Yield	Price	Production
35	Stacked Income Protection Plan - Revenue Protection	Stand-alone policy	Use county expected yield.	Use county price.	Producer must provide production.
		Note: Coverage level of 20%, use CAT WHIP factor even though COVERAGE CAT equals "A".			
	Companion policy	Use RMA yield based on underlying plan; if not present, use county expected yield.	Use RMA price based on underlying plan; if not present, use county price.	Use production based on underlying plan; otherwise producer must provide production.	
<p>Notes:</p> <p>*--Underlying policy will be 1, 2, or 3 and will have the same unit number as the companion policy. Add the Coverage Level (COV LVL) of the underlying policy and Coverage Range (COVERAGE RNG) of the companion policy; use the result as the Coverage Level when determining the WHIP Factor (coverage level * price election).</p> <p>Coverage range is a percentage displayed as a decimal. For example, a Coverage Range of 0.2 represents 20%. For an underlying policy with a coverage level of 70%, adding the Cover Range results in an effective Coverage Level of 90%.</p> <p>Plan 35 (STAX-RP) is an area-based plan that functions differently than individual plans when it comes to losses and loss adjustment. The final area yields/revenues are issued in July of the subsequent year and if the final area yield/revenue is below the trigger level elected by the producer the producer receives an indemnity payment under STAX. The loss date will display as July of the subsequent year and will not correspond to the eligible disaster event date, but the STAX indemnity must be included in the WHIP Loss Information record even though the loss date doesn't match an eligible disaster event date. All STAX indemnities, including negative values, must be added to the indemnity paid on the underlying policy.--*</p>					
36	Stacked Income Protection Plan - Revenue Protection with Harvest Price Exclusion	Stand-alone policy	Use county expected yield.	Use county price.	Producer must provide production.
		Note: Coverage level of 20%, use CAT WHIP factor even though COVERAGE CAT equals "A".			
	Companion policy	Use RMA yield based on underlying plan; if not present, use county expected yield.	Use RMA price based on underlying plan; if not present, use county price.	Use production based on underlying plan; otherwise producer must provide production.	
<p>Notes: Underlying policy will be 1, 2, or 3.</p> <p>Add the Coverage Level (COV LVL) and Coverage Range (COVERAGE RNG); use the result as the Coverage Level when determining the WHIP Factor (coverage level * price election).</p>					

Insurance Plan, Yield, Price and Production Reference Guide (Continued)

Plan Code	Insurance Plan Name	Yield	Price	Production
40	Tree Based Dollar Amount of Insurance	Use county stage data.	Use county price.	Producer must provide the number of damaged and destroyed trees.
41	Pecan Revenue	Use county expected yield.	Use county price.	
43	Aquaculture Dollar	Use FMV A and FMV B .		
47	Actual Revenue History	Use county expected yield.	Use county price.	Producer must provide production.
50	Dollar Amount of Insurance Note: FL citrus must follow separate rules.	Use county expected yield, except for nursery and raisins.	Use county price.	Producer must provide production.
		Nursery - use FMV A and FMV B.		
		Raisins - follow provisions in 1-WHIP.		
51	Fixed Dollar	Use county expected yield.	Use county price.	Producer must provide production.
55	Yield Based Dollar Amount of Insurance	Use county expected yield.	Use county price.	Producer must provide production.
76	Whole Farm Revenue Protection	<p>If crop is:</p> <ul style="list-style-type: none"> covered by NAP, use NAP Approved Yield covered by MPCCI, use RMA Approved Yield not covered by NAP or MPCCI, or MPCCI doesn't have a yield, use county expected yield. 	<p>If crop is:</p> <ul style="list-style-type: none"> covered by NAP, use NAP price covered by MPCCI, use RMA price not covered by NAP or MPCCI, or MPCCI doesn't have a price, use county price. 	<p>If crop is:</p> <ul style="list-style-type: none"> covered by NAP, use NAP production covered by MPCCI, use RMA production not covered by NAP or MPCCI, or MPCCI production is not present, producer must provide production.
90	APH	Use RMA yield; if not present, use county expected yield.	Use RMA price; if not present, use county price.	Use RMA production; if not present, producer must provide production.

WHIP Information Report – RMA Data

This table provides information to be used from WHIPIR that may be used to complete the WHIP+ application.

RMA Label	RMA Label Description	Application Label	Description	Action Required
REC TYP	Record Type Code		<p>These codes indicate the source record type:</p> <ul style="list-style-type: none"> • “A”, Acreage • “L”, Loss • “Y”, Subsequent Year Production • “S”, Substantial Beneficial Interest. <p>There will be multiple record types included for the same unit. The record type indicator will key the user as to which record type and corresponding entry will be used for data entry into the WHIP+ Application. Each RMA label and Application label contained in this table will explain which record type to use when multiple record types may include the same information.</p>	No action required.
LOC ST/CTY	Location State/County	Physical State Name/Code	Listed in “A” (Acreage) Record for the physical location of the acreage.	Enter the physical state and county information.
		Physical County Name/Code		
CROP	Crop Code	Crop	RMA crop name.	Compare RMA crop/type/practice to FSA crop/type/IU/practice from WHIPIR, FSA-578 Data. See 2-CP, Exhibit 10 if necessary. FSA crop/type/IU/practice shall be entered in the WHIP+ Application. Note: See 2-WHIP, Part 3, if the crop is not on FSA-578.
TYPE	Crop Type	Crop Type	RMA type name.	
PRAC	Practice Code	Practice	RMA practice name.	
PLAN	Insurance Plan Identifier		The plan code of the insurance that the producer purchased.	Plan data on the “Y” record refers to the subsequent year and is not used for For informational purposes only.
SHR	Insured Share	Share	<p>RMA producer’s share is displayed with up to 2 decimal places.</p> <p>Producer’s share is only entered from the RMA “A” record type. Share data on the “Y” record refers to the subsequent year and is not used for the WHIP+ application.</p>	<p>Enter producer’s share as a number. Use the FSA share, unless RMA data is available.</p> <p>If RMA and FSA shares differ (that is, 1.000 versus 0.5000), see 2-WHIP, subparagraph 119 C.</p> <p>If RMA and FSA shares are technically the same but differ because of the decimal place (that is, 33.3 versus 33.34), enter the RMA share.</p>

WHIP Information Report – RMA Data (Continued)

RMA Label	RMA Label Description	Application Label	Description	Action Required
UNIT	Unit Number	Unit	RMA Unit Number	<p>Data displayed will include the unit structure code. Enter the 8-digit unit number as displayed except for Enterprise Units (EU and EP) and Basic Units (BU).</p> <p>The 2-character structure code will be one of the following:</p> <ul style="list-style-type: none"> • BU – Basic unit • EU – Enterprise unit • EP – Enterprise unit by practice • OU – Optional unit • UA – Written unit agreement • UD – Unit division. <p>A separate loss information record must be created for each RMA loss record. Follow instructions in 2-WHIP, paragraph 92 to enter the correct unit number to ensure all information is loaded in a single pay group.</p> <p>*--Note: SCO and STAY companion policies will not have separate loss information records created. Indemnities for these policies will be added to the loss information record for the underlying plan.--*</p>
COVERAGE CAT	Coverage Category	Coverage Type Code	<ul style="list-style-type: none"> • “C”, CAT • “A”, Buy-Up. 	Select the coverage category as displayed.

WHIP Information Report – RMA Data (Continued)

RMA Label	RMA Label Description	Application Label	Description	Action Required
COVERAGE LVL	Coverage Level Percent	Coverage Level	The coverage percentage selected by the producer when purchasing the insurance policy.	Enter coverage level as displayed.
PRICE ELC PCT	Price Election Percent	Price Election	The price percentage selected by the producer when purchasing the insurance policy.	Enter price election percentage as displayed.
COVERAGE RANGE	Coverage Range		Applicable to cotton only with Plan code 35 and 36.	<p>Add the Coverage Range value to the Coverage Level value. Enter this value in the “Coverage Level” field to determine the WHIP+ Factor.</p> <p>*--Coverage range is a percentage displayed as a decimal. For example, a Coverage Range of 0.2 represents 20%. For stand alone SCO and STAY policies, add the Coverage Range value as a percent to the Coverage Level value. Enter this value in the “Coverage Level” field to determine the WHIP+ factor.</p> <p>For companion policies, add the Coverage Range value as a percent to the Coverage Level of the underlying policy.--*</p>
ACRES	Reported Acreage	Acres	Acres from the “A” (Acreage) Record are reported acres.	If there is a discrepancy between RMA and FSA acreage, use the lesser of RMA or FSA acres.
	Determined Acreage		Acres from the “L” (Loss) Record are determined acres.	

WHIP Information Report – RMA Data (Continued)

RMA Label	RMA Label Description	Application Label	Description	Action Required
ZERO ACRES	Non Premium Acreage Code		<p>Listed in “A” (Acreage Record), as follows:</p> <ul style="list-style-type: none"> • “B”, Uninsurable new breaking first year no written agreement • “C”, Nationwide total insurable colonies for apiculture • “D”, Uninsurable – Native sod • “E”; Practice with zero coverage range, for STAX only • “H”; High risk land excluded from policy, uninsured • “I”, Total insurable acres of Pasture, Rangeland, Forage (PRF) or total insurable colonies for apiculture • “J”, Ineligible for Supplemental Coverage Option • “N”, No history acres • “P”, Unreported portion of insurable acres • “R”, Unreported insurable unit, entire unit not reported • “S”, Uninsurable acres • “T”, Uninsurable due to new breaking, no proof previously in production • “U”, Uninsured acres • “W”, Uninsurable - insurance waived due to 2nd crop provision • “X”, Acreage not planted on entire unit • “Z”, Acreage not planted in the county • “-”, or BLANK, regular acreage report. 	<p>If the Non Premium Acreage Code is “P” or “R”, producer must provide production for the WHIP+ eligible acres.</p> <p>If the Non Premium Acreage Code is “-” or BLANK, then load acres into WHIP+ Application as provided, if applicable.</p> <p>If the Non Premium Acreage Code is any other than above, then no action is required. For informational purposes only.</p> <p>Note: If the Non Premium Acreage Code is ‘I’, the “Acres” of the record refers to the total insurable acres, not the total insured acres. Reported acres are identified by using the acres indicated on “A” (Acreage Record) with a null value.</p>

WHIP Information Report – RMA Data (Continued)

RMA Label	RMA Label Description	Application Label	Description	Action Required
PRICE	Price	Price	Listed in “A” (Acreage) Record, RMA price that was used to calculate an indemnity.	Enter the price as displayed, according to 2-WHIP, Part 6.
UOM	Unit of Measure	Unit of Measure	Listed in “A” (Acreage) and “L” (Loss) Record, RMA unit of measure.	Enter the “L” (Loss) unit of measure as displayed.
YIELD	Yield	Yield	Listed in “A” (Acreage) Record, APH before any adjustments.	Enter the yield for yield based plans of insurance, according to 2-WHIP, Part 4.
GUAR ADJ CD	Guarantee Adjustment Type Code		Listed in “A” (Acreage) Record, as follows: <ul style="list-style-type: none"> • “L”, Late Planting • “M”, Maximum Late Planted Reduction • “P”, Prevented Planting • “E”, Eligible PP acres from another unit and/or crop 	If the Guarantee Adjustment Type Code is “P” or “E”, select the “PP” code in the “Stage” field.
GUAR ADJ FCTR	Guarantee Adjustment Factor	Guarantee Adj Factor	Listed in “A” (Acreage) Record, Reduction factor provided by RMA based on Guarantee Adjustment Type Code flag.	Enter the Guarantee Adjustment Factor as displayed in the Guarantee Adj Factor field, unless the Guarantee Adjustment Type Code is “P” or “E”. If the Guarantee Adjustment Type Code is “P” or “E”, enter the Guarantee Adjustment Factor in the “Payment Factor” field. Note: Do not enter the Guarantee Adjustment Factor in the “Guarantee Adj Factor” field if Guarantee Adjustment Type Code is “P” or “E”.

WHIP Information Report – RMA Data (Continued)

RMA Label	RMA Label Description	Application Label	Description	Action Required
GRID ID	Grid ID		Listed in “A” (Acreage) Record, PRF information to show the location of insured grids or areas of land covered by the policy.	For informational purposes only.
OPTION CD	Option Code		Listed in “A” (Acreage) Record, 2 or more characters that designate a producer’s elected options.	For option code “CH” and “CL”, see 2-WHIP, paragraph 194 For option code “MC”, a corresponding WHIPR for the adjacent county must be downloaded to identify all acres, production and indemnity for the producer’s policies.
PLANT DATE	Date Planted		Listed in “A” (Acreage) Record, date the crop was planted, as provided by RMA.	For informational purposes only. Note: This is not the date that FSA uses to determine the late planting factor. The late planting factor is determined by comparing the FSA-578 planting date to the final planting date established by RMA or STC.
RNG CLASS	Range Class Code	Tree Stage (1/2/3)	Listed in “A” (Acreage) Record, tree stage.	Used for tree losses only. Use the Range Class Code to determine the Tree Stage. Refer to 2-WHIP, paragraph 142.
TREE CT	Reported Tree Count	Number in Tree Stage 1/2/3	Listed in “A” (Acreage) Record, reported tree count.	For informational purposes only. Reported tree count can be used to validate the number of damaged or destroyed trees reported by the producer.
FSN	FSA Farm Number		Listed in “A” (Acreage) Record, FSA FSN provided by RMA; may not be current or correct.	For informational purposes only. FSN, Tract and Field information can be used to assist in associating RMA records with 578 data.
TRACT	FSA Tract Number		Listed in “A” (Acreage) Record, FSA tract number provided by RMA; may not be current or correct.	
FIELD	FSA Field Number		Listed in “A” (Acreage) Record, FSA field number provided by RMA; may not be current or correct.	
CR DIST	Crush District	Crushing District	Applicable to California grapes with IU of “Processing” only.	Enter as displayed.
DIV CODE	Unit Division Code		Listed in “A” (Acreage) Record, applicable to nursery only.	No action required. For informational purposes only. “S” indicates unit is by share, “T” indicates unit is by type
UPDATE DATE	Update Date		Listed in “A” (Acreage) Record, date of RMA data refresh.	No action required. For informational purposes only for reference of current status of data.

WHIP Information Report – RMA Data (Continued)

RMA Label	RMA Label Description	Application Label	Description	Action Required
STAGE	Stage Code	Stage	<p>Listed in “L” (Loss) Record, as follows:</p> <ul style="list-style-type: none"> • “1”, Unharvested – Stage of plant growth • “2”, Unharvested – Stage of plant growth • “3”, Stage of plant growth; Unharvested for non-CA fresh market tomatoes; Harvested for CA fresh market tomatoes • “4”, Harvested – Stage of plant growth; for fresh market tomatoes • “C”, Certified for seed • “DC”, Denied Claim • “FL”, Final loss • “H”, Harvested • “HD”, Harvested – Harvested dry • “HG”, Harvested – Gleaned • “T”, Immature • “M”, Mature • “NC”, Not certified due to insured causes • “P”, Uninsured loss • “P2”, Prevented • “PB”, Unharvested – bypassed due to uninsured cause of loss 	<p>Enter the “H”, harvested; “PP”, prevented; or “UH”, unharvested code, as applicable, into the WHIP+ Application according to the stage codes provided by RMA.</p> <p>Notes: If the Guarantee Adjustment Type Code is “P” or “E”, select “PP” in the “Stage” field in the WHIP Application.</p> <p>Stage Code “DC” applies to any claim inspected by the adjuster and denied, resulting in no indemnity payment. Ask the producer why the claim was denied to determine WHIP+ eligibility. Reasons span a wide range and do not necessarily render a crop or producer ineligible for WHIP+.</p> <p>For the following Stage Codes, check with the producer to see if acreage was harvested or unharvested: C, FL, I, M, NC, P, S, TZ, W1, Blank</p>

WHIP Information Report – RMA Data (Continued)

RMA Label	RMA Label Description	Application Label	Description	Action Required
STAGE (Cntd)	Stage Code (Cntd)	Stage (Cntd)	<ul style="list-style-type: none"> • “PF”, Prevented • “PT”, Prevented • “S”, Spring seeded acreage • “TA”, Unharvested – third party damage • “TH”, Harvested – third party damage • “TZ”, Third party damage • “UA”, Unharvested – with production adjustment (Crop 0057 only) • “UB”, Unharvested – bypassed because of insured cause of loss • “UG”, Unharvested – Gleaned • “UH”, Unharvested • “W1”, Acreage to be paid under winter coverage option • “_”, (blank) 	<p>Enter the “H”, harvested; “PP”, prevented; or “UH”, unharvested code, as applicable, into the WHIP+ Application according to the stage codes provided by RMA.</p> <p>Notes: If the Guarantee Adjustment Type Code is “P” or “E”, select “PP” in the “Stage” field in the WHIP+ Application.</p> <p>Stage Code “DC” applies to any claim inspected by the adjuster and denied, resulting in no indemnity payment. Ask the producer why the claim was denied to determine WHIP+ eligibility. Reasons span a wide range and do not necessarily render a crop or producer ineligible for WHIP+.</p> <p>For the following Stage Codes, check with the producer to see if acreage was harvested or unharvested: C, FL, I, M, NC, P, S, TZ, W1, Blank</p>

WHIP Information Report – RMA Data (Continued)

RMA Label	RMA Label Description	Application Label	Description	Action Required
STAGE FCTR	Stage Percent Factor	Payment Factor	Listed in “L” (Loss) Record, Reduction factor provided by RMA based on Stage Code	Enter the Stage Percent Factor as displayed.
INDEMNITY	Indemnity	Indemnity	Listed in “L” (Loss) record	Enter the amount in the WHIP+ Application, “Indemnity” field. Note: For producers that meet the RMA exceptions according to 2-WHIP, paragraph 31, and are listed as an SBI on the crop insurance policy/WHIPR, the indemnity must be adjusted by the individual’s FSA share.
TREE CT	Determined Tree Count		Listed in “L” (Loss) Record, determined tree count.	For information purposes only. Producer must provide damaged and destroyed count.
PROD TO COUNT	Production to Count	Production to Count	Listed in “L” (Loss) Record, sum of net harvested and net appraised production, adjusted for moisture and quality. Production is provided from RMA on a unit basis if a loss has been filed.	Enter the production to count, according to 2-WHIP, Part 5.
FMV A	Field Market Value A	Dollar Value Before Disaster	Listed in “L” (Loss) Record, for value-loss crops, (nursery and aquaculture) FMV-A represents the value of the crop immediately before the disaster.	Enter FMV-A as displayed.
FMV B	Field Market Value B	Dollar Value After Disaster	Listed in “L” (Loss) Record, for value-loss crops, (nursery and aquaculture) FMV-B represents the value of the crop immediately after the disaster.	Enter FMV-B as displayed.

WHIP Information Report – RMA Data (Continued)

RMA Label	RMA Label Description	Application Label	Description	Action Required
MULTI CROP CODE	Multiple Cropping Code	Guarantee Adjustment Code	Listed in “L” (Loss) Record	
<p>These codes are applicable to the first insured crop for which an indemnity was earned and a loss record is present.</p> <p>If the first insured crop has an “L” (Loss) Record and the multiple crop code is “DC” (Double-Cropping) it indicates that a subsequent insured crop planted on the same acres did meet RMA double-cropping provisions. Any code other than “DC” (Double-Cropping) on the first insured crop, for which an indemnity was earned and a loss record is present, indicates that a subsequent insured crop planted on the same acres did not meet RMA double-cropping provisions.</p> <p>Note: The first insured crop for which an “L” (Loss) Record is present, may not be first crop planted.</p> <p>Example: If insured soybeans follow insured wheat and an indemnity is not earned on the wheat, but an indemnity is earned on the soybeans, these codes would be applicable to the soybeans.</p>			<ul style="list-style-type: none"> • “DC”, meets double-cropping requirements • “FC”, 100 percent indemnity (second crop planted and no other code applies) • “IR”, 65 percent indemnity reduction • “NS”, reported no insured second crop • “PR”, 65 percent reduction to prevented planting payment on first crop • “RI”, restore indemnity • “WI”, waive insurance on second crop. 	See 2-WHIP, Part 3, to determine acreage eligibility.
<p>These codes are only applicable to the second insured crop for which an indemnity was earned. “SW” also indicates that a crop loss record was filed on the first insured crop planted on the same acreage in the same year.</p>			<ul style="list-style-type: none"> • “SC”, 100 percent indemnity on second crop. • “SW” waived indemnity on second crop acreage. 	

WHIP Information Report – RMA Data (Continued)

RMA Label	RMA Label Description	Application Label	Description	Action Required
GLEANED ACRE	Gleaned Acreage Code		Listed in “L” (Loss) Record, identifier for Salvage Value, “UG” or “UH”.	If a code is present, a Salvage Value may be required. If blank, no action required. See 2-WHIP, paragraph 117.
1 st DAMAGE CAUSE CODE	First Cause	What Disaster Event Caused the Loss?	<ul style="list-style-type: none"> • 00, No indemnity • 01, Decline in Price • 09, Asian Soybean Rust • 11, Drought • 12, Heat • 13, Failure of Irrigation Supply • 14, Failure of Irrigation Equip • 15, Inability to Prep Land for Irr • 21, Hail • 22, Excess Sun • 31, Excess Moisture/Precip/Rain • 41, Frost • 42, Freeze • 43, Cold Winter • 44, Cold Wet Weather • 45, Insufficient Chilling Hours • 51, Flood • 55, ARPI/SCO/STAX/MP Crops • 61, Wind/Excess Wind • 62, Hot Wind • 63, Cyclone • 64, Tornado • 65, Tidal Wave/Tsunami • 66, Oxygen Depletion • 67, Storm Surge • 71, Insects • 73, Predation • 74, Ice Flow • 76, Salinity • 80, Disease, Aquaculture • 81, Plant Disease • 82, Mycotoxin • 85, Fed or St Ordered Destruction • 86, Quarantine • 87, Falling Numbers • 91, Fire • 92, Hurricane/Tropical Depression • 93, Wildlife • 95, House burn (Pole burn) • 97, Earthquake • 98, Volcanic Eruption • 99, Other (Snow, Lightning, etc) 	Select the cause of loss for the applicable loss.
2nd DAMAGE CAUSE CODE	Second Cause	What disaster event caused the Loss?		Select the cause of loss for the applicable loss.
3rd DAMAGE CAUSE CODE	Third Cause	What disaster event caused the Loss?		Select the cause of loss for the applicable loss.
1 st DAMAGE DATE	First Loss Date	Disaster Start Date	Listed in “L” (Loss) Record, primary date of damage.	Enter the loss date for the loss as applicable.
2nd DAMAGE DATE	Second Loss Date	Disaster Start Date	Listed in “L” (Loss) Record, secondary date of damage.	Enter the loss date for the loss as applicable.
3rd DAMAGE DATE	Third Loss Date	Disaster Start Date	Listed in “L” (Loss) Record, tertiary date of damage.	Enter the loss date for the loss as applicable.

WHIP Information Report – RMA Data (Continued)

RMA Label	RMA Label Description	Application Label	Description	Action Required
SY- PRODUCTION	SY Production	Production to Count	Listed in “Y” (Subsequent Year Production) Record, production from the subsequent year’s APH record.	When there is no “L” (Loss) Record for the unit, use as production to count, as applicable, according to 2-WHIP, Part 5. Enter in the WHIP+ Application “Production to Count” field.
SY-ACRES	SY Acres		Listed in “Y” (Subsequent Year Production) Record, acres from the subsequent year’s APH record.	
SKIP-ROW CODE	Skip-Row Code		Listed in “Y” (Subsequent Year Production) Record, indicates skip- row cotton.	If code is present (only for cotton) see 2-WHIP, paragraph 180.
AIP	SBI Approved Insurance Provider		Listed in “S” (SBI) Record, approved insurance provider information.	No action required.
NAME	SBI Name		Listed in “S” (SBI) Record, producer’s name in SBI file, as provided by RMA.	SBI’s are used to substantiate producer eligibility according to 2-WHIP, Part 2.
INEL PERCENT	Ineligible SBI Percent		Percent not eligible for RMA.	Share listed doesn’t have coverage.
FLAG	Ineligible SBI Flag		Indicator of ineligible percentage.	No action required.

WHIP 2017 Tree, Bush, and Vine Data

Crop Name	Crop Code	Crop Type	Tree Stage	Definition	State	Partial Damage Factor	Reference Price
Abiu			I	Set out less than 3 crop years	PR	0.63	\$25
			II	Set out 3 or more crop years but do not qualify as stage III		0.42	\$55
			III	Set out 7 or more crop years and are able to produce a yield typical of a healthy tree of the current tree age		0.35	\$105
Achachairu			I	Set out less than 3 crop years	PR	0.75	\$55
			II	Set out 3 or more crop years but do not qualify as stage III		0.47	\$85
			III	Set out 7 or more crop years and are able to produce a yield typical of a healthy tree of the current tree age		0.39	\$125
Apples	0054	SPC	I	Set out less than 3 crop years	CA	0.75	\$27
					FL	0.6	\$33
					WA	0.6	\$48
			II	Set out 3 or more crop years but do not qualify as stage III	CA	0.47	\$34
					FL	0.57	\$62
					WA	0.57	\$96
			III	Set out 7 or more crop years and are able to produce a yield typical of a healthy tree of the current tree age	CA	0.39	\$67
					FL	0.2	\$104
					WA	0.2	\$206
Apricots	0326		I	Set out less than 3 crop years	CA	0.75	\$19
			II	Set out 3 or more crop years but do not qualify as stage III		0.47	\$50
			III	Set out 7 or more crop years and are able to produce a yield typical of a healthy tree of the current tree age		0.39	\$77

WHIP 2017 Tree, Bush, and Vine Data (Continued)

Crop Name	Crop Code	Crop Type	Tree Stage	Definition	State	Partial Damage Factor	Reference Price
Atemoya	0997		I	Set out less than 3 crop years	FL, VI	0.63	\$33
			II	Set out 3 or more crop years but do not qualify as stage III		0.42	\$62
			III	Set out 7 or more crop years and are able to produce a yield typical of a healthy tree of the current tree age		0.35	\$104
Avocado	0106		I		CA	0.68	\$45
					FL, PR	0.68	\$41
			II		CA	0.46	\$94
					FL, PR	0.46	\$85
			III		CA	0.38	\$119
FL, PR	0.38	\$108					
Blueberry	0108	HBS, LWB, RAB	I	Set out less than 3 crop years	FL, GA	0.35	\$8.91
			II	Set out 3 or more crop years but do not qualify as stage III		0.65	\$4.47
			III	Set out 7 or more crop years and are able to produce a yield typical of a healthy tree of the current tree age		0.4	\$7.22
Breadfruit	1290		I	Set out less than 3 crop years	FL	0.63	\$33
					PR		\$25
			II		FL	0.42	\$62
					PR		\$60
			III		FL	0.35	\$104
PR	\$95						

WHIP 2017 Tree, Bush, and Vine Data (Continued)

Crop Name	Crop Code	Crop Type	Tree Stage	Definition	State	Partial Damage Factor	Reference Price
Cacao	5000	CAC	I	Set out less than 3 crop years	PR	0.75	\$15
			II	Set out 3 or more crop years but do not qualify as stage III	PR	0.47	\$35
			III	Set out 7 or more crop years and are able to produce a yield typical of a healthy tree of the current tree age	PR	0.39	\$75
Caneberry	6000	All	I	Not applicable	FL	-	-
			II	Set out less than 3 crop years	FL, GA	0.65	\$4.25
			III	Set out 3 or more crop years and are able to produce a yield typical of a healthy tree of the current tree age	FL, GA	0.4	\$6.08
Carambola	0999		I		FL, PR	0.48	\$56
			II		FL, PR	0.36	\$92
			III		FL, PR	0.3	\$130
Cashew	1291		I	Set out less than 3 crop years	FL, VI	0.63	\$33
			II	Set out 3 or more crop years but do not qualify as stage III	FL, VI	0.42	\$62
			III	Set out 7 or more crop years and are able to produce a yield typical of a healthy tree of the current tree age	FL, VI	0.35	\$104

WHIP 2017 Tree, Bush, and Vine Data (Continued)

Crop Name	Crop Code	Crop Type	Tree Stage	Definition	State	Partial Damage Factor	Reference Price
Cherimoya	8045		I	Set out less than 3 crop years	CA	0.63	\$27
					FL		\$33
					PR		\$15
			II	Set out 3 or more crop years but do not qualify as stage III	CA	0.42	\$64
					FL		\$62
					PR		\$35
			III	Set out 7 or more crop years and are able to produce a yield typical of a healthy tree of the current tree age	CA	0.35	\$83
					FL		\$104
					PR		\$75
Cherries	0128	JAM, SWT, TRT	I	Set out less than 3 crop years	CA	0.6	\$25
					FL		\$33
					WA		\$49
			II	Set out 3 or more crop years but do not qualify as stage III	CA	0.57	\$39
					FL		\$62
					WA		\$97
			III	Set out 7 or more crop years and are able to produce a yield typical of a healthy tree of the current tree age	CA	0.2	\$82
					FL		\$104
					WA		\$207
Citron			I	Set out less than 3 crop years	PR	0.75	\$26
			II	Set out 3 or more crop years but do not qualify as stage III		0.47	\$58
			III	Set out 7 or more crop years and are able to produce a yield typical of a healthy tree of the current tree age		0.39	\$75

WHIP 2017 Tree, Bush, and Vine Data (Continued)

Crop Name	Crop Code	Crop Type	Tree Stage	Definition	State	Partial Damage Factor	Reference Price
Coconut	0175		I	Set out less than 3 crop years	FL, PR	0.75	\$15
			II	Set out 3 or more crop years but do not qualify as stage III	FL, PR	0.42	\$35
			III	Set out 7 or more crop years and are able to produce a yield typical of a healthy tree of the current tree age	FL, PR	0.35	\$100
Coffee	0176	ARA, ROB	I	Set out less than 3 crop years	PR	0.99	\$11.52
			II	Set out 3 or more crop years but do not qualify as stage III		0.99	\$17.90
			III	Set out 7 or more crop years and are able to produce a yield typical of a healthy tree of the current tree age		0.99	\$28.79
Durian			I	Set out less than 3 crop years	PR	0.63	\$50
			II	Set out 3 or more crop years but do not qualify as stage III		0.42	\$95
			III	Set out 7 or more crop years and are able to produce a yield typical of a healthy tree of the current tree age		0.35	\$110
Figs	0060	ADR	I	Set out less than 3 crop years	CA	0.68	\$10
			II	Set out 3 or more crop years but do not qualify as stage III		0.46	\$19
			III	Set out 7 or more crop years and are able to produce a yield typical of a healthy tree of the current tree age		0.38	\$37
Genip (Spanish lime)	1292		I	Set out less than 3 crop years	FL	0.63	\$33
					PR		\$30
			II	Set out 3 or more crop years but do not qualify as stage III	FL	0.42	\$62
					PR		\$70
			III	Set out 7 or more crop years and are able to produce a yield typical of a healthy tree of the current tree age	FL	0.35	\$104
					PR		\$100

WHIP 2017 Tree, Bush, and Vine Data (Continued)

Crop Name	Crop Code	Crop Type	Tree Stage	Definition	State	Partial Damage Factor	Reference Price
Grapefruit	0030	All	I	Set out less than 3 crop years	CA	0.75	\$32
					FL		\$26
					PR		\$26
			II	Set out 3 or more crop years but do not qualify as stage III	CA	0.47	\$55
					FL		\$58
					PR		\$58
			III	Set out 7 or more crop years and are able to produce a yield typical of a healthy tree of the current tree age	CA	0.39	\$71
					FL		\$75
					PR		\$75
Grapes	0053	All	I	Not applicable	CA	-	-
			II	Set out less than 3 crop years		0.65	\$18
			III	Set out 3 or more crop years and able to produce a yield typical of a healthy vine of the same age		0.3	\$23
Grapes	0053	MUS	I	Not applicable	FL	-	-
			II	Set out less than 3 crop years		0.65	\$18
			III	Set out 3 or more crop years and able to produce a yield typical of a healthy vine of the same age		0.3	\$23
Grapes	0053	CON	I	Not applicable	PR	-	-
			II	Set out less than 3 crop years		0.65	\$10.90
			III	Set out 3 or more crop years and able to produce a yield typical of a healthy vine of the same age		0.3	\$16.08

WHIP 2017 Tree, Bush, and Vine Data (Continued)

Crop Name	Crop Code	Crop Type	Tree Stage	Definition	State	Partial Damage Factor	Reference Price
Guava	0498		I	Set out less than 3 crop years	CA	0.63	\$25
					FL		\$33
					PR		\$15
			II	Set out 3 or more crop years but do not qualify as stage III	CA	0.42	\$48
					FL		\$62
					PR		\$35
			III	Set out 7 or more crop years and are able to produce a yield typical of a healthy tree of the current tree age	CA	0.35	\$100
					FL		\$104
					PR		\$95
Guavaberry	1299		I	Set out less than 3 crop years	VI	0.63	\$33
			II	Set out 3 or more crop years but do not qualify as stage III		0.42	\$62
			III	Set out 7 or more crop years and are able to produce a yield typical of a healthy tree of the current tree age		0.35	\$104
Jack Fruit	7037		I	Set out less than 3 crop years	FL, PR	0.63	\$33
			II	Set out 3 or more crop years but do not qualify as stage III		0.42	\$62
			III	Set out 7 or more crop years and are able to produce a yield typical of a healthy tree of the current tree age		0.35	\$104
Jujube	2018		I	Set out less than 3 crop years	FL, VI	0.63	\$33
			II	Set out 3 or more crop years but do not qualify as stage III		0.42	\$62
			III	Set out 7 or more crop years and are able to produce a yield typical of a healthy tree of the current tree age		0.35	\$104
Kiwi	0463		I	Not applicable	CA	-	-
			II	Set out less than 3 crop years		0.65	\$52
			III	Set out between 3 and 6 crop years (inclusive)		0.3	\$69

WHIP 2017 Tree, Bush, and Vine Data (Continued)

Crop Name	Crop Code	Crop Type	Tree Stage	Definition	State	Partial Damage Factor	Reference Price
Lanson/ Langsat			I	Set out less than 3 crop years	PR	0.63	\$33
			II	Set out 3 or more crop years but do not qualify as stage III		0.42	\$62
			III	Set out 7 or more crop years and are able to produce a yield typical of a healthy tree of the current tree age		0.35	\$104
Lemons	0035		I		CA	0.75	\$27
					FL		\$26
					PR		\$26
			II		CA	0.47	\$64
					FL		\$58
					PR		\$58
			III		PR	0.39	\$75
					FL		\$75
					CA		\$83
Limes	0036	All	I		CA	0.54	\$15
					FL		\$41
					PR		\$41
			II		CA	0.36	\$27
					FL		\$85
					PR		\$85
			III		CA	0.31	\$36
					FL		\$108
					PR		\$108

WHIP 2017 Tree, Bush, and Vine Data (Continued)

Crop Name	Crop Code	Crop Type	Tree Stage	Definition	State	Partial Damage Factor	Reference Price
Longan	8004		I	Set out less than 3 crop years	FL, VI	0.63	\$33
			II	Set out 3 or more crop years but do not qualify as stage III		0.42	\$62
			III	Set out 7 or more crop years and are able to produce a yield typical of a healthy tree of the current tree age		0.35	\$104
Loquats			I	Set out less than 3 crop years	FL, PR	0.63	\$15
			II	Set out 3 or more crop years but do not qualify as stage III		0.42	\$25
			III	Set out 7 or more crop years and are able to produce a yield typical of a healthy tree of the current tree age		0.35	\$90
Lychee	8005		I	Set out less than 3 crop years	FL	0.63	\$33
					PR		\$45
			II	Set out 3 or more crop years but do not qualify as stage III	FL	0.42	\$62
					PR		\$90
			III	Set out 7 or more crop years and are able to produce a yield typical of a healthy tree of the current tree age	FL	0.35	\$104
					PR		\$115
Macadamia	0469		I	Set out less than 3 crop years	VI	0.33	\$102
			II	Set out 3 or more crop years but do not qualify as stage III		0.41	\$151
			III	Set out 10 or more crop years and are able to produce a yield typical of a healthy tree of the current tree age		0.17	\$180
Mango	0464		I		CA	0.68	\$45
					FL, PR		\$41
			II		CA	0.46	\$94
					FL, PR		\$85
			III		CA	0.38	\$119
					FL, PR		\$108

WHIP 2017 Tree, Bush, and Vine Data (Continued)

Crop Name	Crop Code	Crop Type	Tree Stage	Definition	State	Partial Damage Factor	Reference Price
Mangosteen	7208		I	Set out less than 3 crop years	PR	0.54	\$55
				Set out less than 7 crop years	VI		\$41
			II	Set out 3 or more crop years but do not qualify as stage III	PR	0.36	\$100
				Set out 7 or more crop years but do not qualify as stage III	VI		\$85
			III	Set out 7 or more crop years and are able to produce a yield typical of a healthy tree of the current tree age	PR	0.31	\$145
Set out 30 or more years and are able to produce a yield typical of a healthy tree of the same age	VI	\$108					
Mulberry	0370		I	Set out less than 3 crop years	CA	0.68	\$10
			II	Set out 3 or more crop years but do not qualify as stage III		0.46	\$19
			III	Set out 7 or more crop years and are able to produce a yield typical of a healthy tree of the current tree age		0.38	\$37
Nectarine	0250	All	I	Set out less than 3 crop years	CA	0.75	\$31
			II	Set out 3 or more crop years but do not qualify as stage III		0.47	\$47
			III	Set out 6 or more crop years and are able to produce a yield typical of a healthy tree of the current tree age		0.39	\$104
Olives	0501	MNZ	I	Set out less than 3 crop years	CA	0.75	\$21
			II	Set out 3 or more crop years but do not qualify as stage III		0.47	\$29
			III	Set out 7 or more crop years and are able to produce a yield typical of a healthy tree of the current tree age		0.39	\$51
Oranges	0023	MND	I		CA	0.75	\$17
			II			0.47	\$26
			III			0.39	\$53

WHIP 2017 Tree, Bush, and Vine Data (Continued)

Crop Name	Crop Code	Crop Type	Tree Stage	Definition	State	Partial Damage Factor	Reference Price	
Oranges	0023	All except MND	I		CA	0.75	\$27	
			II			0.47	\$64	
			III			0.39	\$83	
Oranges	0023	All	I		FL, PR	0.75	\$26	
			II			0.47	\$58	
			III			0.39	\$75	
Papaya	0181	YEL, RED, BAB	I		Set out 12 months or less before the beginning of the current crop year	FL, PR	0.75	\$26
			II		Set out more than 12 months and less than 25 months before the beginning of the current crop year		0.47	\$58
			III		Set out between 25 and 36 months and are able to produce a yield typical of a healthy tree of the current tree age		0.39	\$75
Passion Fruit	0502		I	Not applicable	CA, FL, PR	-	-	
			II	Set out less than 3 crop years		0.99	\$5	
			III	Set out between 3 and 6 crop years (inclusive)		0.99	\$10	
Pawpaw	0381		I	Set out less than 3 crop years	PR	0.63	\$15	
			II	Set out 3 or more crop years but do not qualify as stage III		0.42	\$35	
			III	Set out 7 or more crop years and are able to produce a yield typical of a healthy tree of the current tree age		0.35	\$75	
Peach	0034	All	I	Set out less than 3 crop years	CA	0.75	\$31	
					FL, GA		\$26.15	
			II		CA	0.47	\$47	
					FL, GA		\$63.25	
			III		CA	0.39	\$97	
					FL, GA		106.25	

WHIP 2017 Tree, Bush, and Vine Data (Continued)

Crop Name	Crop Code	Crop Type	Tree Stage	Definition	State	Partial Damage Factor	Reference Price	
Pears	0144	All	I	Set out less than 3 crop years	CA	0.75	\$27	
					WA	0.6	\$48	
			II	Set out 3 or more crop years but do not qualify as stage III	CA	0.47	\$34	
					WA	0.57	\$96	
			III	Set out 7 or more crop years and are able to produce a yield typical of a healthy tree of the current tree age	CA	0.39	\$67	
					WA	0.2	\$206	
Pecans	0146	IMP	I		FL, GA	0.33	\$106	
			II			0.41	\$279	
			III			0.17	\$335	
Persimmons	0465		I	Set out less than 3 crop years	CA	0.75	\$31	
			II			Set out 3 or more crop years but do not qualify as stage III	0.47	\$44
			III			Set out 7 or more crop years and are able to produce a yield typical of a healthy tree of the current tree age	0.39	\$65
Pistachios	0470		I	Set out less than 3 crop years	CA	0.75	\$18	
			II			Set out 3 or more crop years but do not qualify as stage III	0.47	\$33
			III			Set out 7 or more crop years and are able to produce a yield typical of a healthy tree of the current tree age	0.39	\$54
Pitaya (Dragon Fruit)	0380		I	Set out less than 3 crop years	CA, PR	0.63	\$20	
			II			Set out 3 or more crop years but do not qualify as stage III	0.42	\$35
			III			Set out 7 or more crop years and are able to produce a yield typical of a healthy tree of the current tree age	0.35	\$50

WHIP 2017 Tree, Bush, and Vine Data (Continued)

Crop Name	Crop Code	Crop Type	Tree Stage	Definition	State	Partial Damage Factor	Reference Price
Plums	0254	All	I	Set out less than 3 crop years	CA	0.75	\$29
					FL, SC, VI		\$21
			II	Set out 3 or more crop years but do not qualify as stage III	CA	0.47	\$43
					FL, SC, VI		\$55
			III	Set out 7 or more crop years and are able to produce a yield typical of a healthy tree of the current tree age	CA	0.39	\$81
					FL, SC, VI		\$141
Pomegranate	0467		I	Set out less than 3 crop years	CA	0.63	\$11
					FL, VI		\$33
			II	Set out 3 or more crop years but do not qualify as stage III	CA	0.42	\$25
					FL, VI		\$62
			III	Set out 7 or more crop years and are able to produce a yield typical of a healthy tree of the current tree age	CA	0.35	\$58
					FL, VI		\$104
Prunes	0086		I	Set out less than 3 crop years	CA	0.75	\$21
			II	Set out 3 or more crop years but do not qualify as stage III	CA	0.47	\$33
			III	Set out 7 or more crop years and are able to produce a yield typical of a healthy tree of the current tree age	CA	0.39	\$60
Pulsa Pulasan			I	Set out less than 3 crop years	PR	0.63	\$55
			II	Set out 3 or more crop years but do not qualify as stage III		0.42	\$85
			III	Set out 7 or more crop years and are able to produce a yield typical of a healthy tree of the current tree age		0.35	\$115
Pummelo	0906		I		FL, PR	0.75	\$26
			II			0.47	\$58
			III			0.39	\$75

WHIP 2017 Tree, Bush, and Vine Data (Continued)

Crop Name	Crop Code	Crop Type	Tree Stage	Definition	State	Partial Damage Factor	Reference Price
Rambutan	7164		I	Set out less than 3 crop years	FL	0.63	\$33
					PR		\$55
			II	Set out 3 or more crop years but do not qualify as stage III	FL	0.42	\$62
					PR		\$85
			III	Set out 7 or more crop years and are able to produce a yield typical of a healthy tree of the current tree age	FL	0.35	\$104
					PR		\$125
Sapodilla	8008		I	Set out less than 3 crop years	FL, PR	0.63	\$33
			II	Set out 3 or more crop years but do not qualify as stage III	FL, PR	0.42	\$62
			III	Set out 7 or more crop years and are able to produce a yield typical of a healthy tree of the current tree age	FL, PR	0.35	\$104
Sapote	0998	BLA, MAM, WHI	I	Set out less than 3 crop years	FL	0.63	\$33
					PR		\$45
			II	Set out 3 or more crop years but do not qualify as stage III	FL	0.42	\$62
					PR		\$85
			III	Set out 7 or more crop years and are able to produce a yield typical of a healthy tree of the current tree age	FL	0.35	\$104
					PR		\$110
Soursop	1167		I	Set out less than 3 crop years	FL	0.63	\$33
					PR		\$15
			II	Set out 3 or more crop years but do not qualify as stage III	FL	0.42	\$62
					PR		\$35
			III	Set out 7 or more crop years and are able to produce a yield typical of a healthy tree of the current tree age	FL	0.35	\$104
					PR		\$100

WHIP 2017 Tree, Bush, and Vine Data (Continued)

Crop Name	Crop Code	Crop Type	Tree Stage	Definition	State	Partial Damage Factor	Reference Price
Star Gooseberry	0428		I	Set out less than 3 crop years	FL, VI	0.63	\$33
			II	Set out 3 or more crop years but do not qualify as stage III	FL, VI	0.42	\$62
			III	Set out 7 or more crop years and are able to produce a yield typical of a healthy tree of the current tree age	FL, VI	0.35	\$104
Tangelo	0024	All	I		FL, PR	0.75	\$26
			II			0.47	\$58
			III			0.39	\$75
Tangerine	0048	All	I		FL, GA, PR	0.75	\$26
			II			0.47	\$58
			III			0.39	\$75
Tangor	1302		I		FL, PR	0.75	\$26
			II			0.47	\$58
			III			0.39	\$75
Walnuts	0029		I	Set out less than 3 crop years	CA	0.75	\$67
			II	Set out 3 or more crop years but do not qualify as stage III		0.47	\$89
			III	Set out 7 or more crop years and are able to produce a yield typical of a healthy tree of the current tree age		0.39	\$174

FSA-894A, WHIP+ Production Loss Calculation Worksheet

A Example of FSA-894A

The following is an example of FSA-894A.

This form is available electronically.

FSA-894A <small>(09-11-19)</small> WILDFIRES AND HURRICANES INDEMNITY PROGRAM+ PRODUCTION LOSS CALCULATION WORKSHEET		U.S. DEPARTMENT OF AGRICULTURE Farm Service Agency		1. Admin State Name and Code	2. Admin County Name and Code	3. Phys. Loc. State Name and Code	4. Phys. Loc. County Name and Code							
		5. Producer's Name		6. Program Year <i>(Check only one)</i> <input type="checkbox"/> 2018 <input type="checkbox"/> 2019 <input type="checkbox"/> 2020		7. Application Number								
		8. Insured Status <input type="checkbox"/> Insured <input type="checkbox"/> NAP Covered <input type="checkbox"/> Uninsured		9. Pay Crop Name		10. Unit Number		11. Pay Crop Code	12. Pay Type Code	13. Planting Period				
		PART A – YIELD BASED CROPS												
Line No.	14. Stage	15. Crop Code	16. Crop Type	17. Intended Use	18. Practice	19. Organic Status	20. Native Sod	21. Crushing District	22. Acres	23. Unit of Measure	24. Yield	25. Price	26. Guarantee Adj. Factor	27. Expected Value <i>(Items 22 × 24 × 25 × 26)</i>
1														
2														
3														
4														
5														
6														
7														
8														
9														
10														
Line No.	28. Coverage Level	29. Price Election	30. WHIP+ Factor	31. WHIP+ Value <i>(Items 27 × 30)</i>	32. Production to Count	33. Actual Value <i>(Items 25 × 32)</i>	34. Share	35. Payment Factor	36. Indemnity or NAP Payment	37. Secondary Use or Salvage Value	38. Calculated Payment <i>(Items 31 - 33 - 37 × 34 × 35 - 36)</i>			
1											\$			
2											\$			
3											\$			
4											\$			
5											\$			
6											\$			
7											\$			
8											\$			
9											\$			
10											\$			
PART B – PRODUCTION LOSS GROSS PAYMENT														
39. Production Loss Payment <i>(Total of item 38. If negative, enter zero. Exception – Do not enter zero if there is a Value Loss for the same pay group.)</i>											\$			
40. Value Loss Payment <i>(Value Loss Payment, Item 40 is completed if there is a Value Loss amount for the same pay group as Production Loss.)</i>											\$			
41. Total Pay Group Payment <i>(Items 39 + 40. If negative, enter zero.)</i>											\$			

FSA-894A, WHIP+ Production Loss Calculation Worksheet (Continued)

B Instructions for Completing FSA-894A

Complete FSA-894A for production loss according to the following table.

Note: Although the crop year of loss can be 2018, 2019, or 2020, all payments will be processed as a 2019 WHIP+ payment due to needing to identify the 2019 program year as the program year used for eligibility validations and payment limitation control.

Item	Instructions
1	Enter the administrative State name and code from FSA-894, item 17.
2	Enter the administrative county name and code from FSA-894, item 18.
3	Enter the physical State name and code from FSA-894, item 19.
4	Enter the physical county name and code from FSA-894, item 20.
5	Enter the producer's name from FSA-894, item 15.
6	Check the crop year for the benefits requested from FSA-894, item 21.
7	Enter the application number from FSA-894, footnote 1/.
8	Check the appropriate block that corresponds to the insured, NAP, or uninsured status checked from FSA-894, item 16.
9	Enter the pay crop name from FSA-894, item 7A.
10	Enter the unit number for the producer and crop from FSA-894, item 22.
11	Enter the pay crop code from FSA-894, item 23.
12	Enter the pay type code from FSA-894, item 24.
13	Enter the planting period from FSA-894, item 25.
Part A – Yield Based Crops	
14	Enter the stage for the crop, crop type, intended use, and practice from FSA-894, item 35
15	Enter the crop code from FSA-894, item 26.
16	Enter the crop type from FSA-894, item 27.
17	Enter the intended use from FSA-894, item 29.
18	Enter the practice from FSA-894, item 30.
19	Enter the organic status from FSA-894, item 31.
20	Enter the native sod value from FSA-894, item 32.
21	Enter the crushing district from FSA-894, item 28.
22	Enter the acres for the specified crop code, crop type, and intended use from FSA-894, item 33.
23	Enter the unit of measure from FSA-894, item 36.

FSA-894A, WHIP+ Production Loss Calculation Worksheet (Continued)

B Instructions for Completing FSA-894A (Continued)

Item	Instructions								
24	<p>Enter the producer's yield as follows:</p> <table border="1" data-bbox="375 432 1451 890"> <thead> <tr> <th data-bbox="375 432 618 468">Insured Status</th> <th data-bbox="618 432 1451 468">Yield Determination</th> </tr> </thead> <tbody> <tr> <td data-bbox="375 468 618 621">Insured</td> <td data-bbox="618 468 1451 621"> Enter the yield for the crop from either: <ul style="list-style-type: none"> • WHIPIR • County Expected Yield from NCT. </td> </tr> <tr> <td data-bbox="375 621 618 737">NAP</td> <td data-bbox="618 621 1451 737"> Approved yield from the WHIPIR Florida (citrus only) – FSA-894, item 38. Puerto Rico – Calculated yield from the NCT. </td> </tr> <tr> <td data-bbox="375 737 618 890">Uninsured</td> <td data-bbox="618 737 1451 890"> <ul style="list-style-type: none"> • CEY from the NCT, times • transitional or certified factor, as applicable Florida (citrus only) – FSA-894, item 38. Puerto Rico – Calculated yield from the NCT. </td> </tr> </tbody> </table>	Insured Status	Yield Determination	Insured	Enter the yield for the crop from either: <ul style="list-style-type: none"> • WHIPIR • County Expected Yield from NCT. 	NAP	Approved yield from the WHIPIR Florida (citrus only) – FSA-894, item 38. Puerto Rico – Calculated yield from the NCT.	Uninsured	<ul style="list-style-type: none"> • CEY from the NCT, times • transitional or certified factor, as applicable Florida (citrus only) – FSA-894, item 38. Puerto Rico – Calculated yield from the NCT.
Insured Status	Yield Determination								
Insured	Enter the yield for the crop from either: <ul style="list-style-type: none"> • WHIPIR • County Expected Yield from NCT. 								
NAP	Approved yield from the WHIPIR Florida (citrus only) – FSA-894, item 38. Puerto Rico – Calculated yield from the NCT.								
Uninsured	<ul style="list-style-type: none"> • CEY from the NCT, times • transitional or certified factor, as applicable Florida (citrus only) – FSA-894, item 38. Puerto Rico – Calculated yield from the NCT.								
25	<p>Enter the price as follows:</p> <table border="1" data-bbox="375 989 1451 1142"> <thead> <tr> <th data-bbox="375 989 618 1024">Insured Status</th> <th data-bbox="618 989 1451 1024">Price Determination</th> </tr> </thead> <tbody> <tr> <td data-bbox="375 1024 618 1060">Insured</td> <td data-bbox="618 1024 1451 1060">Insured price from the WHIPIR or NCT price, as applicable</td> </tr> <tr> <td data-bbox="375 1060 618 1096">NAP</td> <td data-bbox="618 1060 1451 1096">Applicable price from the NCT, based on the organic status.</td> </tr> <tr> <td data-bbox="375 1096 618 1142">Uninsured</td> <td data-bbox="618 1096 1451 1142">Applicable price from the NCT, based on the organic status.</td> </tr> </tbody> </table>	Insured Status	Price Determination	Insured	Insured price from the WHIPIR or NCT price, as applicable	NAP	Applicable price from the NCT, based on the organic status.	Uninsured	Applicable price from the NCT, based on the organic status.
Insured Status	Price Determination								
Insured	Insured price from the WHIPIR or NCT price, as applicable								
NAP	Applicable price from the NCT, based on the organic status.								
Uninsured	Applicable price from the NCT, based on the organic status.								
26	Enter the guarantee adjustment factor from the WHIPIR.								
27	<p>Enter the expected value determined by multiplying:</p> <ul style="list-style-type: none"> • acres from FSA-894A, item 22, times • yield from FSA-894A, item 24, times • price from FSA-894A, item 25, times • guarantee adjustment factor, if applicable, from FSA-894A, item 26. 								
28	<p>Enter the coverage level as follows:</p> <table border="1" data-bbox="375 1499 1451 1612"> <tbody> <tr> <td data-bbox="375 1499 570 1535">Insured</td> <td data-bbox="570 1499 1451 1535">Coverage Level from the WHIPIR.</td> </tr> <tr> <td data-bbox="375 1535 570 1570">NAP</td> <td data-bbox="570 1535 1451 1570">Coverage Level from the WHIPIR.</td> </tr> <tr> <td data-bbox="375 1570 570 1612">Uninsured</td> <td data-bbox="570 1570 1451 1612">N/A.</td> </tr> </tbody> </table>	Insured	Coverage Level from the WHIPIR.	NAP	Coverage Level from the WHIPIR.	Uninsured	N/A.		
Insured	Coverage Level from the WHIPIR.								
NAP	Coverage Level from the WHIPIR.								
Uninsured	N/A.								
29	<p>Enter the price election as follows:</p> <table border="1" data-bbox="375 1724 1451 1837"> <tbody> <tr> <td data-bbox="375 1724 570 1759">Insured</td> <td data-bbox="570 1724 1451 1759">Price Election from the WHIPIR.</td> </tr> <tr> <td data-bbox="375 1759 570 1795">NAP</td> <td data-bbox="570 1759 1451 1795">Price Election from the WHIPIR.</td> </tr> <tr> <td data-bbox="375 1795 570 1837">Uninsured</td> <td data-bbox="570 1795 1451 1837">N/A.</td> </tr> </tbody> </table>	Insured	Price Election from the WHIPIR.	NAP	Price Election from the WHIPIR.	Uninsured	N/A.		
Insured	Price Election from the WHIPIR.								
NAP	Price Election from the WHIPIR.								
Uninsured	N/A.								

FSA-894A, WHIP+ Production Loss Calculation Worksheet (Continued)

B Instructions for Completing FSA-894A (Continued)

Item	Instructions																				
30	<p>The Insured and NAP WHIP+ Factor is determined by multiplying the Coverage Level Percent times the Price Election Percent and comparing the result to the Coverage Level value in the table below and identifying the associated WHIP+ Factor.</p> <p>The WHIP+ Factor for an uninsured loss will be 70%.</p> <p>NAP basic with 50/55 coverage is equal to CAT percentage.</p> <table border="1" data-bbox="375 667 1432 1052"> <thead> <tr> <th data-bbox="375 667 906 737">Coverage Level</th> <th data-bbox="906 667 1432 737">Table 2 – WHIP Factor (% of 5-year expected value)</th> </tr> </thead> <tbody> <tr> <td data-bbox="375 737 906 772">Uninsured</td> <td data-bbox="906 737 1432 772">70%</td> </tr> <tr> <td data-bbox="375 772 906 808">CAT / NAP Basic 50/55</td> <td data-bbox="906 772 1432 808">75%</td> </tr> <tr> <td data-bbox="375 808 906 844">50% - <55%</td> <td data-bbox="906 808 1432 844">77.5%</td> </tr> <tr> <td data-bbox="375 844 906 879">55% - <60%</td> <td data-bbox="906 844 1432 879">80%</td> </tr> <tr> <td data-bbox="375 879 906 915">60% - <65%</td> <td data-bbox="906 879 1432 915">82.5%</td> </tr> <tr> <td data-bbox="375 915 906 951">65% - <70%</td> <td data-bbox="906 915 1432 951">85%</td> </tr> <tr> <td data-bbox="375 951 906 987">70% - <75%</td> <td data-bbox="906 951 1432 987">87.5%</td> </tr> <tr> <td data-bbox="375 987 906 1022">75% - <80%</td> <td data-bbox="906 987 1432 1022">92.5%</td> </tr> <tr> <td data-bbox="375 1022 906 1058">> = 80%</td> <td data-bbox="906 1022 1432 1058">95%</td> </tr> </tbody> </table>	Coverage Level	Table 2 – WHIP Factor (% of 5-year expected value)	Uninsured	70%	CAT / NAP Basic 50/55	75%	50% - <55%	77.5%	55% - <60%	80%	60% - <65%	82.5%	65% - <70%	85%	70% - <75%	87.5%	75% - <80%	92.5%	> = 80%	95%
Coverage Level	Table 2 – WHIP Factor (% of 5-year expected value)																				
Uninsured	70%																				
CAT / NAP Basic 50/55	75%																				
50% - <55%	77.5%																				
55% - <60%	80%																				
60% - <65%	82.5%																				
65% - <70%	85%																				
70% - <75%	87.5%																				
75% - <80%	92.5%																				
> = 80%	95%																				
31	<p>Enter the WHIP+ Value determined by multiplying the following:</p> <ul style="list-style-type: none"> • determined expected value from FSA-894A, item 27, times • determined WHIP+ factor from FSA-894A, item 30. 																				
32	<p>Enter the production to count determined according to the following:</p> <table border="1" data-bbox="375 1304 1459 1577"> <thead> <tr> <th data-bbox="375 1304 704 1346">IF COC has...</th> <th data-bbox="704 1304 1459 1346">Then determine the production to count as follows...</th> </tr> </thead> <tbody> <tr> <td data-bbox="375 1346 704 1419">not assigned or adjusted production</td> <td data-bbox="704 1346 1459 1419">Enter the production to count from FSA-894, item 37.</td> </tr> <tr> <td data-bbox="375 1419 704 1493">assigned production</td> <td data-bbox="704 1419 1459 1493"> <ul style="list-style-type: none"> • production to count from FSA-894, item 37, plus • assigned production from FSA-894, item 39. </td> </tr> <tr> <td data-bbox="375 1493 704 1577">adjusted production</td> <td data-bbox="704 1493 1459 1577">Enter the adjusted production from FSA-894, item 39 as the production to count.</td> </tr> </tbody> </table>	IF COC has...	Then determine the production to count as follows...	not assigned or adjusted production	Enter the production to count from FSA-894, item 37.	assigned production	<ul style="list-style-type: none"> • production to count from FSA-894, item 37, plus • assigned production from FSA-894, item 39. 	adjusted production	Enter the adjusted production from FSA-894, item 39 as the production to count.												
IF COC has...	Then determine the production to count as follows...																				
not assigned or adjusted production	Enter the production to count from FSA-894, item 37.																				
assigned production	<ul style="list-style-type: none"> • production to count from FSA-894, item 37, plus • assigned production from FSA-894, item 39. 																				
adjusted production	Enter the adjusted production from FSA-894, item 39 as the production to count.																				
33	<p>Enter the actual value determined by multiplying the following:</p> <ul style="list-style-type: none"> • price from FSA-894A, item 29, times • production to count from FSA-894A, item 32. 																				
34	<p>Enter the share from FSA-894, item 34.</p>																				

FSA-894A, WHIP+ Production Loss Calculation Worksheet (Continued)

B Instructions for Completing FSA-894A (Continued)

Item	Instructions								
35	<p>Enter the payment factor for the applicable crop and harvest stage.</p> <table border="1" data-bbox="375 428 1448 688"> <thead> <tr> <th data-bbox="375 428 683 499">If the acreage was...</th> <th data-bbox="683 428 1448 499">THEN enter...</th> </tr> </thead> <tbody> <tr> <td data-bbox="375 499 683 541">harvested</td> <td data-bbox="683 499 1448 541">100% as the payment factor.</td> </tr> <tr> <td data-bbox="375 541 683 613">unharvested</td> <td data-bbox="683 541 1448 613">the unharvested payment factor for the specified crop code, crop type, and intended use from the NCT.</td> </tr> <tr> <td data-bbox="375 613 683 688">prevented planted</td> <td data-bbox="683 613 1448 688">the prevented planted payment factor for the specified crop code, crop type, and intended use from the NCT.</td> </tr> </tbody> </table>	If the acreage was...	THEN enter...	harvested	100% as the payment factor.	unharvested	the unharvested payment factor for the specified crop code, crop type, and intended use from the NCT.	prevented planted	the prevented planted payment factor for the specified crop code, crop type, and intended use from the NCT.
If the acreage was...	THEN enter...								
harvested	100% as the payment factor.								
unharvested	the unharvested payment factor for the specified crop code, crop type, and intended use from the NCT.								
prevented planted	the prevented planted payment factor for the specified crop code, crop type, and intended use from the NCT.								
36	Enter the indemnity or NAP payment from the WHIPIR.								
37	Enter the secondary use or salvage value from the FSA-894, item 40.								
38	<p>Enter the calculated payment determined by completing the following:</p> <ul style="list-style-type: none"> • determined WHIP+ value from FSA-894A, item 31, minus • determined actual value from FSA-894A, item 33, minus • secondary use or salvage value from FSA-894A, item 37, times • share from FSA-894A, item 34, times • determined payment factor from FSA-894A, item 35, minus • indemnity or NAP payment from FSA-894A, item 36. <p>Notes: Calculated Payment will be in dollars and cents.</p> <p style="text-align: center;">If the result is negative, enter a negative dollar amount in this field.</p>								
Part B – Production Loss Gross Payment									
39	<p>Production loss payment is determined by totaling all calculated payments from FSA-894A, item 38.</p> <p>Note: If negative enter zero. Exception – Do not enter zero if there is a Value Loss for the same payment group.</p>								
40	Enter the Value Loss payment from FSA-894B, item 29, if there is a Value Loss amount determined for the same payment group.								
41	<p>Determine the total unit payment by adding the following:</p> <ul style="list-style-type: none"> • determined Production Loss payment amount from FSA-894A, item 39, plus • Value Loss payment amount from FSA-894A, item 40. <p>Note: If negative, enter zero.</p>								

FSA-894B, WHIP+ Value Loss Calculation Worksheet (Continued)

B Instructions for Completing FSA-894B

Complete FSA-894B for value loss according to the following table.

Note: Although the crop year of loss can be 2018, 2019, or 2020, all payments will be processed as a 2019 WHIP+ payment due to needing to identify the 2019 program year as the program year used for eligibility validations and payment limitation control.

Item	Instructions						
1	Enter the administrative State name and code from FSA-894, item 17.						
2	Enter the administrative county name and code from FSA-894, item 18.						
3	Enter the physical State name and code from FSA-894, item 19.						
4	Enter the physical county name and code from FSA-894, item 20.						
5	Enter the producer's name from FSA-894, item 15.						
6	Check the crop year for the benefits requested from FSA-894, item 21.						
7	Enter the application number from FSA-894, footnote 1/.						
8	Check the appropriate block that corresponds to the insured, NAP, or uninsured status checked from FSA-894, item 16.						
9	Enter the pay crop name from FSA-894, item 7A.						
10	Enter the unit number for the producer and crop from FSA-894, item 22.						
11	Enter the pay crop code from FSA-894, item 23.						
12	Enter the pay type code from FSA-894, item 24.						
13	Enter the planting period from FSA-894, item 25.						
Part A – Value Loss Crops							
14	Enter the crop code from FSA-894, item 41.						
15	Enter the crop type from FSA-894, item 42.						
16	Enter the dollar value before disaster from FSA-894, item 44.						
17	Enter the coverage level as follows: <table border="1" style="margin-left: 20px;"> <tr> <td>Insured</td> <td>Coverage Level from the WHIPIR.</td> </tr> <tr> <td>NAP</td> <td>Coverage Level from the WHIPIR.</td> </tr> <tr> <td>Uninsured</td> <td>N/A.</td> </tr> </table>	Insured	Coverage Level from the WHIPIR.	NAP	Coverage Level from the WHIPIR.	Uninsured	N/A.
Insured	Coverage Level from the WHIPIR.						
NAP	Coverage Level from the WHIPIR.						
Uninsured	N/A.						
18	Enter the price election as follows: <table border="1" style="margin-left: 20px;"> <tr> <td>Insured</td> <td>Price Election from the WHIPIR.</td> </tr> <tr> <td>NAP</td> <td>Price Election from the WHIPIR.</td> </tr> <tr> <td>Uninsured</td> <td>N/A.</td> </tr> </table>	Insured	Price Election from the WHIPIR.	NAP	Price Election from the WHIPIR.	Uninsured	N/A.
Insured	Price Election from the WHIPIR.						
NAP	Price Election from the WHIPIR.						
Uninsured	N/A.						

FSA-894B, WHIP+ Value Loss Calculation Worksheet (Continued)

B Instructions for Completing FSA-894B (Continued)

Item	Instructions																				
19	<p>The Insured and NAP WHIP+ Factor is determined by multiplying the Coverage Level Percent times the Price Election Percent and comparing the result to the Coverage Level value in the table below and identifying the associated WHIP+ Factor.</p> <p>The WHIP+ Factor for an uninsured loss will be 70%.</p> <p>NAP basic with 50/55 coverage is equal to CAT percentage.</p> <table border="1" data-bbox="375 667 1432 1052"> <thead> <tr> <th data-bbox="375 667 906 730">Coverage Level</th> <th data-bbox="906 667 1432 730">Table 2 – WHIP Factor (% of 5-year expected value)</th> </tr> </thead> <tbody> <tr> <td data-bbox="375 730 906 768">Uninsured</td> <td data-bbox="906 730 1432 768">70%</td> </tr> <tr> <td data-bbox="375 768 906 806">CAT / NAP Basic 50/55</td> <td data-bbox="906 768 1432 806">75%</td> </tr> <tr> <td data-bbox="375 806 906 844">50% - <55%</td> <td data-bbox="906 806 1432 844">77.5%</td> </tr> <tr> <td data-bbox="375 844 906 882">55% - <60%</td> <td data-bbox="906 844 1432 882">80%</td> </tr> <tr> <td data-bbox="375 882 906 919">60% - <65%</td> <td data-bbox="906 882 1432 919">82.5%</td> </tr> <tr> <td data-bbox="375 919 906 957">65% - <70%</td> <td data-bbox="906 919 1432 957">85%</td> </tr> <tr> <td data-bbox="375 957 906 995">70% - <75%</td> <td data-bbox="906 957 1432 995">87.5%</td> </tr> <tr> <td data-bbox="375 995 906 1033">75% - <80%</td> <td data-bbox="906 995 1432 1033">92.5%</td> </tr> <tr> <td data-bbox="375 1033 906 1052">> = 80%</td> <td data-bbox="906 1033 1432 1052">95%</td> </tr> </tbody> </table>	Coverage Level	Table 2 – WHIP Factor (% of 5-year expected value)	Uninsured	70%	CAT / NAP Basic 50/55	75%	50% - <55%	77.5%	55% - <60%	80%	60% - <65%	82.5%	65% - <70%	85%	70% - <75%	87.5%	75% - <80%	92.5%	> = 80%	95%
Coverage Level	Table 2 – WHIP Factor (% of 5-year expected value)																				
Uninsured	70%																				
CAT / NAP Basic 50/55	75%																				
50% - <55%	77.5%																				
55% - <60%	80%																				
60% - <65%	82.5%																				
65% - <70%	85%																				
70% - <75%	87.5%																				
75% - <80%	92.5%																				
> = 80%	95%																				
20	<p>Enter the WHIP+ value determined by multiplying the following:</p> <ul style="list-style-type: none"> • dollar value before disaster from FSA-894B, item 16, times • determined WHIP+ factor from FSA-894B, item 19. 																				
21	Enter the dollar value after disaster from FSA-894, item 45.																				
22	Enter the ineligible dollar value from FSA-894, item 46.																				
23	<p>Enter the value of crop determined by adding the following:</p> <ul style="list-style-type: none"> • dollar value after disaster from FSA-894B, item 21, plus • ineligible dollar value from FSA-894B, item 22. 																				
24	Enter the share from FSA-894, item 43.																				
25	Enter the Unharvested Payment Factor from the NCT.																				
26	Enter the indemnity or NAP payment from the WHIP+.																				
27	Enter the secondary use or salvage value from the FSA-894, item 47.																				

FSA-894B, WHIP+ Value Loss Calculation Worksheet (Continued)

B Instructions for Completing FSA-894B (Continued)

Item	Instructions
28	<p>Enter the calculated payment determined by completing the following:</p> <ul style="list-style-type: none"> • determined WHIP+ value from FSA-894B, item 20, minus • determined value of crop from FSA-894B, item 23, minus • secondary use or salvage value from FSA-894B, item 27, times • share from FSA-894B, item 24, times • determined unharvested payment factor from FSA-894B, item 25, minus • indemnity or NAP payment from FSA-894B, item 26. <p>Notes: Calculated Payment will be in dollars and cents.</p> <p style="text-align: center;">If the result is negative, enter a negative dollar amount in this field.</p>
Part B – Value Loss Gross Payment	
29	<p>Value loss payment is determined by totaling all calculated payments from FSA-894B, item 28.</p> <p>Note: If negative enter zero.</p> <p style="text-align: center;">Exception: Do not enter zero if there is a production loss for the same payment group.</p>

FSA-894C, WHIP+ Trees, Bushes, and Vines Loss Calculation Worksheet

A Example of FSA-894C

The following is an example of FSA-894C.

This form is available electronically.

FSA-894C <small>(09-11-19)</small> U.S. DEPARTMENT OF AGRICULTURE Farm Service Agency WILDFIRES AND HURRICANES INDEMNITY PROGRAM+ TREES, BUSHES, AND VINES LOSS CALCULATION WORKSHEET		1. Admin State Name and Code	2. Admin County Name and Code	3. Phys Loc State Name and Code	4. Phys Loc County Name and Code	
		5. Producer's Name	6. Crop Year <i>(Check only one)</i> <input type="checkbox"/> 2018 <input type="checkbox"/> 2019 <input type="checkbox"/> 2020		7. Application Number	
		8. Insured Status <input type="checkbox"/> Insured <input type="checkbox"/> Uninsured		9. Pay Crop Name		
		10. Unit Number	11. Pay Crop Code	12. Pay Type Code	13. Planting Period	

PART A – TREES, BUSHES, AND VINES								
Line	14. Crop Code	15. Crop Type	16. Tree Stage	17. Number Destroyed	18. Number Damaged	19. Partial Damage Factor	20. Reference Price	21. Expected Value <small>(Items 17 + 18 x 20)</small>
1								
2								
3								
4								
5								
6								
7								
8								
9								
10								

Line	22. Damaged/Destroyed Value <small>(Items 17 x 20) + (18 x 19 x 20)</small>	23. Actual Value <small>(Items 21 - 22)</small>	24. Coverage Level	25. Price Election	26. WHIP+ Payment Factor	27. Dollar Value of Loss <small>(Items 21 x 26 - 23)</small>	28. Share	29. Salvage Value	30. Calculated Payment <small>(Items 27 - 29 x 28)</small> <small>(If line item is negative, enter zero for the line item)</small>
1									\$
2									\$
3									\$
4									\$
5									\$
6									\$
7									\$
8									\$
9									\$
10									\$

PART B – TREES, BUSHES, AND VINES LOSS GROSS PAYMENT	
31. Trees, Bushes, and Vines Loss Payment <i>(Total of Item 30)</i>	\$
32. Indemnity Amount	\$
33. Total Pay Group Payment. <i>(Items 31 - 32. If negative, enter zero.)</i>	\$

FSA-894C, WHIP+ Trees, Bushes, and Vines Loss Calculation Worksheet

B Instructions for Completing FSA-894C

Complete FSA-894C for trees, bushes, and vines loss according to the following table.

Note: Although the crop year of loss can be 2018, 2019, or 2020, all payments will be processed as a 2019 WHIP+ payment due to needing to identify the 2019 program year as the program year used for eligibility validations and payment limitation control.

Item	Instructions	
1	Enter the administrative State name and code from FSA-894, item 17.	
2	Enter the administrative county name and code from FSA-894, item 18.	
3	Enter the physical State name and code from FSA-894, item 19.	
4	Enter the physical county name and code from FSA-894, item 20.	
5	Enter the producer's name from FSA-894, item 15.	
6	Check the crop year for the benefits requested from FSA-894, item 21.	
7	Enter the application number from FSA-894, footnote 1/.	
8	Check the appropriate block that corresponds to the insured, NAP, or uninsured status checked from FSA-894, item 16.	
9	Enter the pay crop name from FSA-894, item 7A.	
10	Enter the unit number for the producer and crop from FSA-894, item 22.	
11	Enter the pay crop code from FSA-894, item 23.	
12	Enter the pay type code from FSA-894, item 24.	
13	Enter the planting period from FSA-894, item 25.	
Part A – Trees, Bushes, and Vines		
14	Enter the crop code from FSA-894, item 48.	
15	Enter the crop type from FSA-894, item 49.	
16	Enter the tree stage from FSA-894, item 52.	
17	Enter the number destroyed according to the following.	
	IF COC has...	THEN determine the number destroyed as follows...
	not adjusted the number destroyed	enter the number destroyed from FSA-894, item 54.
	adjusted the number destroyed	enter the number destroyed from FSA-894, item 57 as the number destroyed.
18	Enter the number damaged according to the following.	
	IF COC has...	THEN determine the number damaged as follows...
	not adjusted the number damaged	enter the number damaged from FSA-894, item 55.
	adjusted the number damaged	enter the number damaged from FSA-894, item 58 as the number damaged.

FSA-894C, WHIP+ Trees, Bushes, and Vines Loss Calculation Worksheet

B Instructions for Completing FSA-894C (Continued)

Item	Instructions				
19	Enter the partial damage factor from the NCT.				
20	Enter the reference price from the NCT.				
21	Enter the expected value determined by completing the following: <ul style="list-style-type: none"> • number destroyed from FSA-894C, item 17, plus • number damaged from FSA-894C, item 18, times • reference price from FSA-894C, item 20. 				
22	Enter the damaged/destroyed value determined by completing the following: <p>Result of:</p> <ul style="list-style-type: none"> • number destroyed from FSA-894C, item 17, times • reference price from FSA-894C, item 20 <p>Plus the result of:</p> <ul style="list-style-type: none"> • number damaged from FSA-894C, item 18, times • partial damage factor from FSA-894C, item 19, times • reference price from FSA-894C, item 20. 				
23	Enter the actual value by subtracting the following: <ul style="list-style-type: none"> • expected value from FSA-894C, item 21, minus • damaged/destroyed value from FSA-894C, item 22. 				
24	Enter the coverage level as follows: <table border="1" data-bbox="386 1308 1458 1381" style="width: 100%; margin-top: 10px;"> <tr> <td style="width: 25%;">Insured</td> <td>Coverage Level from the WHIPIR.</td> </tr> <tr> <td>Uninsured</td> <td>N/A.</td> </tr> </table>	Insured	Coverage Level from the WHIPIR.	Uninsured	N/A.
Insured	Coverage Level from the WHIPIR.				
Uninsured	N/A.				
25	Enter the price election as follows: <table border="1" data-bbox="386 1497 1458 1570" style="width: 100%; margin-top: 10px;"> <tr> <td style="width: 25%;">Insured</td> <td>Price Election from the WHIPIR.</td> </tr> <tr> <td>Uninsured</td> <td>N/A.</td> </tr> </table>	Insured	Price Election from the WHIPIR.	Uninsured	N/A.
Insured	Price Election from the WHIPIR.				
Uninsured	N/A.				

FSA-894C, WHIP+ Trees, Bushes, and Vines Loss Calculation Worksheet

B Instructions for Completing FSA-894C (Continued)

Item	Instructions																				
26	<p>The Insured WHIP+ factor is determined by multiplying the Coverage Level Percent times the Price Election Percent and comparing the result to the Coverage Level value in the table below and identifying the associated WHIP+ Factor.</p> <p>The WHIP+ Factor for an uninsured loss will be 70%.</p> <table border="1" data-bbox="386 558 1442 940"> <thead> <tr> <th data-bbox="386 558 915 625">Coverage Level</th> <th data-bbox="915 558 1442 625">Table 2 – WHIP Factor (% of 5-year expected value)</th> </tr> </thead> <tbody> <tr> <td data-bbox="386 625 915 661">Uninsured</td> <td data-bbox="915 625 1442 661">70%</td> </tr> <tr> <td data-bbox="386 661 915 697">CAT / NAP Basic 50/55</td> <td data-bbox="915 661 1442 697">75%</td> </tr> <tr> <td data-bbox="386 697 915 732">50% - <55%</td> <td data-bbox="915 697 1442 732">77.5%</td> </tr> <tr> <td data-bbox="386 732 915 768">55% - <60%</td> <td data-bbox="915 732 1442 768">80%</td> </tr> <tr> <td data-bbox="386 768 915 804">60% - <65%</td> <td data-bbox="915 768 1442 804">82.5%</td> </tr> <tr> <td data-bbox="386 804 915 840">65% - <70%</td> <td data-bbox="915 804 1442 840">85%</td> </tr> <tr> <td data-bbox="386 840 915 875">70% - <75%</td> <td data-bbox="915 840 1442 875">87.5%</td> </tr> <tr> <td data-bbox="386 875 915 911">75% - <80%</td> <td data-bbox="915 875 1442 911">92.5%</td> </tr> <tr> <td data-bbox="386 911 915 940">> = 80%</td> <td data-bbox="915 911 1442 940">95%</td> </tr> </tbody> </table>	Coverage Level	Table 2 – WHIP Factor (% of 5-year expected value)	Uninsured	70%	CAT / NAP Basic 50/55	75%	50% - <55%	77.5%	55% - <60%	80%	60% - <65%	82.5%	65% - <70%	85%	70% - <75%	87.5%	75% - <80%	92.5%	> = 80%	95%
Coverage Level	Table 2 – WHIP Factor (% of 5-year expected value)																				
Uninsured	70%																				
CAT / NAP Basic 50/55	75%																				
50% - <55%	77.5%																				
55% - <60%	80%																				
60% - <65%	82.5%																				
65% - <70%	85%																				
70% - <75%	87.5%																				
75% - <80%	92.5%																				
> = 80%	95%																				
27	<p>Enter the dollar value of loss determined by completing the following:</p> <ul style="list-style-type: none"> • expected value from FSA-894C, item 21, times • WHIP+ payment factor from FSA-894C, item 26, minus • actual value from FSA-894C, item 23. 																				
28	Enter the share from FSA-894, item 51.																				
29	Enter the salvage value from FSA-894, item 59.																				
30	<p>Enter the calculated payment determined by completing the following:</p> <ul style="list-style-type: none"> • dollar value of loss from FSA-894C, item 27, minus • salvage value from FSA-894C, item 29, times • share from FSA-894C, item 28. <p>Notes: Calculated Payment will be in dollars and cents.</p> <p>If the result is negative, enter a negative dollar amount in this field.</p>																				
Part B – Trees, Bushes, and Vines Loss Gross Payment																					
31	Trees, bushes, and vines loss payment is determined by totaling all calculated payments from FSA-894C, item 30.																				
32	Enter the indemnity amount from the WHIP+.																				
33	<p>Enter the total unit payment determined by subtracting the following:</p> <ul style="list-style-type: none"> • Trees, Bushes, and Vines Loss Payment from FSA-894C, item 31, minus • Indemnity Amount from FSA-894C, item 32. 																				

FSA-894D, WHIP+ Summary of Loss Worksheet

A Example of FSA-894D

The following is an example of FSA-894D.

This form is available electronically.			
FSA-894D U.S. DEPARTMENT OF AGRICULTURE <small>(09-11-19) Farm Service Agency</small> WILDFIRES AND HURRICANES INDEMNITY PROGRAM+ SUMMARY OF LOSS WORKSHEET	1. Administrative State Name		2. Administrative State Code
	3. Administrative County Name		4. Administrative County Code
	5. Producer's Name	6. Crop Year	7. Application Number
For each item below, enter the total unit/pay grouping payment from all applicable worksheets.			
		A. ALL Gross Payment	B. Approved Gross Payment
8. A & B	Production Loss	\$	\$
9. A & B	Value Loss	\$	\$
10. A & B	Trees, Bushes, and Vines Loss	\$	\$
11. A & B	Total Gross WHIP+ Payment	\$	\$

FSA-894D, WHIP+ Summary of Loss Worksheet (Continued)

B Instructions for Completing FSA-894D

Complete FSA-894D for total WHIP+ loss according to the following table.

Note: Although the crop year of loss can be 2018, 2019, or 2020, all payments will be processed as a 2019 WHIP+ payment due to needing to identify the 2019 program year as the program year used for eligibility validations and payment limitation control.

Item	Instructions
1	Enter the administrative State name from FSA-894, item 4A.
2	Enter the administrative State code from FSA-894, item 4A.
3	Enter the administrative county name from FSA-894, item 4B.
4	Enter the administrative county code from FSA-894, item 4B.
5	Enter the producer's name from FSA-894, item 2.
6	Enter the crop year of loss from FSA-894, item 1
7	Enter the application number from FSA-894, footnote 1/.
8	Enter the Production Loss amount totaled for all production loss Pay Group Payments from FSA-894A, item 41 for the producer's administrative State and county.
9	Enter the Value Loss amount totaled for all value loss Pay Group Payments from FSA-894B, item 29 for the producer's administrative State and county.
10	Enter the Trees, Bushes, and Vines Loss amount totaled for all trees, bushes, and vines Pay Group Payments from FSA-894C, item 33 for the producer's administrative State and county.
11	Enter the total gross WHIP+ payment by adding the following: <ul style="list-style-type: none"> • Production Loss gross payment amount from FSA-894D, item 8 • Value Loss gross payment amount from FSA-894D, item 9 • Trees, Bushes, and Vines Loss gross payment amount from FSA-894D, item 10.