

**UNITED STATES DEPARTMENT OF AGRICULTURE**

Farm Service Agency  
Washington, DC 20250

**Pandemic Disaster Assistance Program  
Automation  
2-PDAP**

**Amendment 2**

**Approved by:** Deputy Administrator, Farm Programs



**Amendment Transmittal**

**A Reason for Amendment**

Part 5 has been added for the Food Safety Certification for Specialty Crops Program.

<b>Page Control Chart</b>		
<b>TC</b>	<b>Text</b>	<b>Exhibit</b>
1, 2	4-13 5-1 through 5-18 (add) 5-19 (add)	1, page 1



# Table of Contents

Page No.

## Part 1 General Information

1	Basic Provisions .....	1-1
2	Responsibilities .....	1-2
3	Submitting PDAP Issues .....	1-2
4-10 (Reserved)		

## Part 2 Common Functions

11	Accessing Applications .....	2-1
12	Tools Header .....	2-2
13	Receipt For Service .....	2-4
14	E-mail Notifications .....	2-5
15	Reports .....	2-6
16	Bulk Producer Signatures .....	2-7
17	Bulk COC Approval/Disapproval .....	2-9
18	COC Determination Electronic Approval .....	2-11
19	Printing Applications .....	2-12
20	Producer Online Applications .....	2-13
21-50 (Reserved)		

## Part 3 Pandemic Assistance for Timber Harvesters and Haulers (PATHH)

51	PATHH Home Screen .....	3-1
52	PATHH Application Selection Screen .....	3-2
53	PATHH Part C-Timber Harvester/Hauler Revenue Screen .....	3-5
54	PATHH Summary Screen .....	3-7
55	PATHH Applications Results Screen .....	3-9
56-70 (Reserved)		

## Part 4 Pandemic Livestock Assistance Program (PLIP)

71	PLIP Home Screen .....	4-1
72	PLIP Application Selection Screen .....	4-2
73	PLIP Part C-Livestock or Poultry Depopulated Screen .....	4-5
74	PLIP Part D-Reductions Screen .....	4-7
75	PLIP Summary Screen .....	4-9
76	PLIP Applications Results Screen .....	4-12
77-90 (Reserved)		

**Table of Contents (Continued)**

**Page No.**

**Part 5 Food Safety Certification for Specialty Crops (FSCSC)**

91	FSCSC Home Screen.....	5-1
92	FSCSC Application Selection Screen.....	5-3
93	FSCSC Part A & Part B Screen.....	5-8
94	FSCSC Summary Screen.....	5-11
95	FSCSC Applications Results Screen.....	5-14
96	Estimated Calculated Payment Report.....	5-16
97-120	(Reserved)	

**Part 6 Organic and Transitional Education and Certification Program (OTECP)**

121	OTECP Home Screen.....	6-1
122	OTECP Application Selection Screen.....	6-2
123	OTECP Part A & B-Producer Information and Certification Information & Expenses Screen.....	6-5
124	OTECP Summary Screen.....	6-7
125	OTECP Applications Results Screen.....	6-10
126-140	(Reserved)	

**Part 7 (Reserved)**

141-160 (Reserved)

**Part 8 Spot Market Hog Pandemic Program (SMHPP)**

161	SMHPP Home Screen.....	8-1
162	SMHPP Application Selection Screen.....	8-2
163	SMHPP Part C-Hogs Sold Screen.....	8-5
164	SMHPP Summary Screen.....	8-7
165	SMHPP Applications Results Screen.....	8-9

**Exhibits**

1	Reports, Forms, Abbreviations, and Redelegations of Authority
2	(Reserved)
3	Menu and Screen Index

76 **PLIP Applications Results Screen (Continued)**

**C Field Descriptions and Actions**

The following table provides field descriptions and actions for the Application Results Screen.

<b>Field</b>	<b>Description Actions</b>
Program Year	Displays the program year of the program.
State	Displays the State the user selected in creating/accessing the application.
County	Displays the county the user selected in creating/accessing the application.
Application Status	Displays the application status.
Producer	Displays the name of the producer.
Recording State	Displays the recording State of the producer.
Recording County	Displays the recording county of the producer.
Application ID	Displays the system generated application ID.
Message	Displays the results of submitting the application.
Application Selection	Clicking this button navigates to the Application Selection Screen.
Customer Search	Clicking this button navigates to the SCIMS search screen.
View Form	Clicking this button will display the producer's FSA-620.
ECPR	Clicking this button will display the producer's Estimated Calculated Payment Report.

77-90 (Reserved)



## Part 5 Food Safety Certification for Specialty Crops

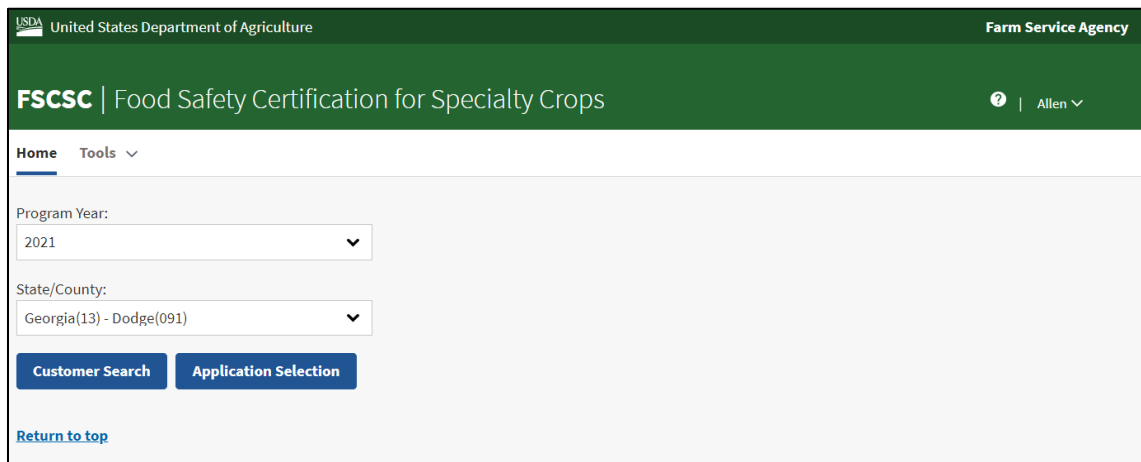
### 91 FSCSC Home Screen

#### A Overview

The FSCSC Home Screen allows users to select the applicable program year, State, and county. The system will default to the user’s assigned State and county. If the user is assigned to multiple County Offices, the software will default to the State/County with the lowest State/County code first.

#### B Example of FSCSC Home Screen

The following is an example of the FSCSC Home Screen.



91 FSCSC Home Screen (Continued)

C Field Descriptions and Actions

The following table provides available options for selecting a producer.

Field/Button	Description/Action
Program Year	Using the drop-down menu, select the applicable program year.
State/County	Using the drop-down menu, select the applicable State and county.
Customer Search	<p>Users can select this option to search for a specific producer. Choosing this option will initiate a SCIMS search.</p> <p><b>Note:</b> Nationwide customer service is available for PDAP programs.</p>
Application Selection	<p>Displays all applications in the selected State/county.</p> <p><b>Note:</b> A State/county must be selected before displaying the applications entered.</p>

## 92 FSCSC Application Selection Screen

### A Overview

The Application Selection Screen is the starting screen for the FSCSC program. Users will be able to perform the following actions from the Application Selection Screen:

- create applications for any applicant nationwide
- edit applications not yet approved for any county nationwide
- approve or disapprove applications created for the user's associated counties
- approve applications through bulk approval for the counties which the user is associated
- approve applications as a COC representative using the bulk electronic approval for the user's associated counties
- view and print ECPR for applications for any applicant nationwide
- cancel applications for the counties with which the user is associated
- view reports for the user's associated counties.

## 92 FSCSC Application Selection Screen (Continued)

### B Example of FSCSC Application Selection Screen

The following is an example of the FSCSC Application Selection Screen.

The screenshot displays the FSCSC Application Selection interface. At the top, it shows the USDA logo and 'United States Department of Agriculture' on the left, and 'Farm Service Agency' on the right. Below this is a green header with 'FSCSC | Food Safety Certification for Specialty Crops' and a user profile 'Allen'. A navigation bar includes 'Home' and 'Tools'. The main content area shows 'Program Year: 2020', 'State: Georgia (13)', and 'County: Dodge (091)'. The title 'Application Selection' is followed by a search bar with buttons for 'Customer Search', 'View', 'View Form', 'ECPR', and 'Delete'. Below the search bar is a text input field labeled 'Navigate to Applicant Name Starting With:' with a dropdown arrow. The main data is presented in a table with the following columns: 'App ID', 'Producer', 'Application Status', 'COC Determination', and 'COC Obligation Status'. A single row is visible with the following data: App ID 29, Producer FARMS INC, Application Status Approved, COC Determination Approved, and COC Obligation Status Not Required. A 'Return to top' link is located at the bottom left of the table area.

App ID ^	Producer ^	Application Status ^	COC Determination	COC Obligation Status
29	FARMS INC	Approved	Approved	Not Required

## 92 FSCSC Application Selection Screen (Continued)

## C Field Descriptions and Actions

The following table provides field descriptions and actions for the Application Selection Screen.

Field/Button	Description/Action
Program Year	Displays the program year.
State	Displays the user's State.
County	Displays the user's county.
Customer Search	Allows users to select a specific producer.  If an active application already exists, the user will be directed to the application; otherwise, a new application will be created.  <b>Note:</b> A producer is allowed 1 active application nationwide.
View	After selecting the applicant, CLICK "View" to access the application.
Edit	After selecting the applicant, CLICK "Edit" to access the application.
View Form	After selecting the applicant, CLICK "View Form" to view FSA-888.
ECPR	After selecting the applicant, CLICK "ECPR" to view the Estimated Calculation Payment Report.
Delete	<p>Cancels an application recorded in error.</p> <p>A pop-up box will be displayed asking the user if they are sure they want to cancel the application.</p> <ul style="list-style-type: none"> <li>CLICK "Yes" to cancel the application</li> </ul> <p><b>Note:</b> The status will be updated to "Cancelled".</p> <ul style="list-style-type: none"> <li>CLICK "No" to return to the Application Selection Screen.</li> </ul> <p><b>Note:</b> The application will not be cancelled.</p> <p><b>Warning:</b> Applications cancelled after COC approval will result in the payments being cancelled, and an overpayment transferred to NRRS. The application can no longer be edited after being cancelled. A new application must be created if cancelled in error.</p>
App ID	Displays the system-generated application number for the applicant.
Producer	Displays the name of the producer.

92 FSCSC Application Selection Screen (Continued)

C Field Descriptions and Actions (Continued)

Field/Button	Description/Action	
Application Status	Status	Description
	Initiated	Application has been created and the “Producer Signature Date” field is blank.
	Enrolled	Application has been created and a producer signature date has been recorded.
	Approved	The COC determination date has been recorded, the COC determination is “Approved”, and the obligation was successful.
	Disapproved	The COC determination date has been recorded and the COC determination is “Disapproved”.
	Pending Obligation	The COC determination date has been recorded, the COC determination is “Approved”, but the obligation is pending, failed, or rejected.  <b>Note:</b> This status is a rare occurrence.
	Suspended	A Business Partner merge has taken place for this producer, after the application was created, and the application must be reviewed for actions that need to be completed.
	Cancelled	Application has been deleted.

92 FSCSC Application Selection Screen (Continued)

C Field Descriptions and Actions (Continued)

Field/Button	Description/Action	
COC Determination	<b>Status</b>	<b>Description</b>
	Approved	The COC date has been recorded and the COC determination is “Approved”.
	Disapproved	The COC date has been recorded and the COC determination is “Disapproved”.
COC Obligation Status	<b>Status</b>	<b>Description</b>
	Approved	The payment obligation was successful, and the payment amount has been sent to the FSCSC payment process.
	Failed	The payment obligation failed due to lack of funding or system failure.  <b>Note:</b> No further action is needed by the user. The system will retry the obligation each night.
	Not Required	The payment obligation was not required because the payment amount calculated to \$0.
	Rejected	The payment obligation was rejected.  <b>Note:</b> Users must review and resolve the issue or elevate to State Office specialist. A link will be provided for more information.

## 93 FSCSC Part A & Part B Screen

### A Overview

After a producer has been selected, Part A & Part B Screen is displayed.

Users will be able to navigate between the following tabs:

- Part A & Part B Screen
- Summary Screen.

93 FSCSC Part A & Part B Screen (Continued)

B Example of Part A & Part B Screen

The following is an example of Part A & Part B Screen.

The screenshot displays the FSCSC application interface. At the top, it shows the USDA logo and 'United States Department of Agriculture' on the left, and 'Farm Service Agency' on the right. The main header is 'FSCSC | Food Safety Certification for Specialty Crops'. Below this, there are navigation links for 'Home' and 'Tools'. A progress bar indicates 'Part A & Part B' is the current step, followed by 'Summary'.

Application details are shown: Program Year: 2020, Applicant: BROS FARMS, State: Georgia (13), Recording State: Georgia (13), County: Dodge (091), Recording County: Dodge (091), Application Status: Approved, and Application ID: 29.

**PART A - APPLICANT INFORMATION**  
 Have you participated in FSA programs?  YES  NO  
 (If "NO", please fill out AD-2047 and SF-3881)

**PART B - CERTIFICATION INFORMATION & EXPENSES**

Category of Expenses	Source	Expenses	Number of Tests	Other Reimbursement for Expenses Received
<input checked="" type="checkbox"/> Food Safety Certification	APPLICANT	87.00		44.00
	COC USE ONLY			
<input type="checkbox"/> Food Safety Plan Development (1st time)	APPLICANT			
	COC USE ONLY			
<input type="checkbox"/> Maintaining or updating Food Safety Plan	APPLICANT			
	COC USE ONLY			
<input type="checkbox"/> Certification Upload Fees	APPLICANT			
	COC USE ONLY			
<input type="checkbox"/> Microbiological Testing - products	APPLICANT		Number of Tests	
	COC USE ONLY			
<input type="checkbox"/> Microbiological Testing - soil amendments	APPLICANT		Number of Tests	
	COC USE ONLY			
<input type="checkbox"/> Microbiological Testing - water	APPLICANT		Number of Tests	
	COC USE ONLY			
<input type="checkbox"/> Training	APPLICANT			
	COC USE ONLY			

At the bottom, it indicates '1 of 2 Steps' and provides buttons for 'Exit', 'Save', 'Continue', and 'Save and Continue'.

93 FSCSC Part A & Part B Screen (Continued)

C Field Descriptions and Actions

The following table provides the fields, descriptions, and actions for Part A & Part B Screen.

Field	Description/Action
Program Year	Displays the program year of the program.
State	Displays the State in which the application was created.
County	Displays the county in which the application was created.
Application Status	Displays the application status.
Applicant	Displays the name of the applicant.
Recording State	Displays the recording State of the applicant.
Recording County	Displays the recording county of the applicant.
Application ID	Displays the system generated application ID.
<b>Part A – Applicant Information</b>	
Have you participated in FSA Programs?	SELECT “Yes” or “No”.
<b>Part B – Certification Information &amp; Expenses</b>	
Category of Expenses	Select applicable category of expense.
Expenses	Enter expense for category selected.
Number of Tests	Enter number of tests for category of expense, only applicable for test specific categories.
Other Reimbursement for Expenses Received	Enter other reimbursement for expenses received from sources other than FSA.
Exit	Exits the application and all data is lost.
Save	Saves the application and the user remains in the screen.
Continue	Proceeds to the next screen without saving any information.
	<b>Note:</b> If the user wants to skip to another screen, click “Save” before clicking the applicable tab.
Save and Continue	Saves the information entered and navigates to the next screen.

94 FSCSC Summary Screen

A Overview






The FSCSC Summary Screen displays all information recorded from the previous screen.

Users will record the following on the FSCSC Summary Screen:

- applicant’s answer to the small business question
- applicant’s answer to the very small business question
- applicant’s signature date
- applicant’s signature type
- COC determination and date.

B Example of FSCSC Summary Screen

The following is an example of the FSCSC Summary Screen.

Part A & Part B		Summary		
Program Year: <b>2020</b> Applicant: <b>BROS FARMS</b>	State: <b>Georgia (13)</b> Recording State: <b>Georgia (13)</b>	County: <b>Dodge (091)</b> Recording County: <b>Dodge (091)</b>	Application Status: <b>Approved</b> Application ID: <b>29</b>	
<b>PART A - APPLICANT INFORMATION</b>				
Have you participated in FSA programs? <b>NO</b> <i>(If "NO", please fill out AD-2047 and SF-3881)</i>				
<b>PART B - CERTIFICATION INFORMATION &amp; EXPENSES</b>				
Category of Expenses	Source	Expenses	Number of Tests	Other Reimbursement for Expenses Received
Food Safety Certification	APPLICANT	87.00		44.00
	COC USE ONLY			
<b>Are you a small business?</b> <i>(Small Business means a farm that had an average annual monetary value of specialty crops the farm sold during the 3-year period preceding the program year of more than \$250,000 but not more than \$500,000.)</i>				
<input checked="" type="checkbox"/> YES <input type="checkbox"/> NO				
<b>Are you a very small business?</b> <i>(Very small business means a farm that had an average annual monetary value of specialty crops the farm sold during the 3-year period preceding the program year of no more than \$250,000.)</i>				
<input type="checkbox"/> YES <input checked="" type="checkbox"/> NO				
Authorized Override: <input type="checkbox"/>				
<b>APPLICANT CERTIFICATION</b>				
Applicant Signature Date(MM/DD/YYYY)		Applicant Signature Type		
01/20/2022  		BOX 		
<b>COC DETERMINATION</b>				
Date(MM/DD/YYYY)		Determination		
01/20/2022  		COC Determination Status <input checked="" type="checkbox"/> Approve <input type="checkbox"/> Disapprove		
2 of 2 Steps		<input type="button" value="Exit"/> <input type="button" value="Back"/> <input type="button" value="Save and Continue"/>		

## 94 FSCSC Summary Screen (Continued)

## C Field Descriptions and Actions

The following table provides field descriptions and actions for the FSCSC Summary Screen.

Field/Button	Description/Action
Program Year	Displays the program year of the program.
State	Displays the State the user selected when creating or accessing the application.
County	Displays the county the user selected when creating or accessing the application.
Application Status	Displays the application status.
Applicant	Displays the name of the applicant.
Recording State	Displays the recording State of the applicant.
Recording County	Displays the recording county of the applicant.
Application ID	Displays the system generated application ID.
Part A – Applicant Information	Displays the information entered on Part A & Part B screen under Part A.
Part B – Certification Information & Expenses	Displays the information entered on Part A & Part B screen under Part B.
Are you a small Business?	Select the applicant's response according to the small business question at the bottom of Part B on the FSA-888.  <b>Note:</b> The application cannot be approved until the question has been answered.
Are you a very small Business?	Select the applicant's response according to the very small business question at the bottom of Part B on the FSA-888.  <b>Note:</b> The application cannot be approved until the question has been answered.

94 FSCSC Summary Screen (Continued)

C Field Descriptions and Actions (Continued)

Field/Button	Description/Action
Authorized Override	For State Office use only. Used in cases when late filed applications are approved, or relief has been granted.
Application Signature Date	<p>Enter a date or use 1 of the available calendar widgets to populate the date.</p> <p>The “Today” widget to the right of the calendar widget populates the current system date.</p> <p><b>Note:</b> The system will automatically populate the producers signature date when the application was submitted online.</p>
Applicant Signature Type	<p>Select the method from the drop-down menu that the producer used to submit the application.</p> <ul style="list-style-type: none"> <li>• BOX</li> <li>• BOX/ONE-SPAN</li> <li>• EMAILED/FAX</li> <li>• IN PERSON</li> <li>• MAILED.</li> </ul> <p><b>Note:</b> The system will automatically populate “ESIGNED” when the application was submitted online.</p>
COC Determination Date	<p>Enter a date or use 1 of the available calendar widgets to populate the date.</p> <p>The “Today” widget to the right of the calendar widget populates the current system date.</p>
COC Determination Status	<p>CLICK either:</p> <ul style="list-style-type: none"> <li>• “Approved”</li> <li>• “Disapproved”.</li> </ul>
Exit	Exits the application without saving data that has not already been saved.
Back	Navigates to the previous screen.
Save and Continue	Saves the application data and navigates to the Application Selection Screen.

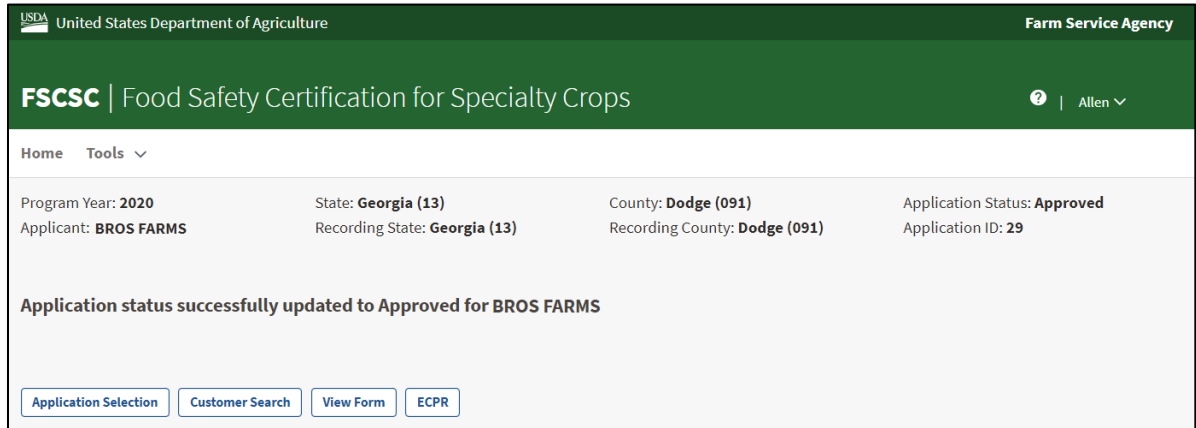
## 95 FSCSC Applications Results Screen

### A Overview

After application data has been recorded or modified and saved, the FSCSC Applications Results Screen is displayed with the current application status.

### B Example of Applications Results Screen

The following is an example of the Applications Results Screen.



## 95 FSCSC Applications Results Screen (Continued)

**C Field Descriptions and Actions**

The following table provides field descriptions and actions for the Applications Results Screen.

<b>Field</b>	<b>Description/Actions</b>
Program Year	Displays the program year of the program.
State	Displays the State in which the application was created.
County	Displays the county in which the application was created
Application Status	Displays the application status.
Applicant	Displays the name of the applicant.
Recording State	Displays the recording State of the applicant.
Recording County	Displays the recording county of the applicant.
Application ID	Displays the system generated application ID.
Message	Displays the results of the submitting the application.
Application Selection	CLICK to navigate to the Application Screen.
Customer Search	CLICK to navigate to the SCIMS Search Screen to select a different applicant.
View Form	Displays FSA-888.
ECPR	Displays the applicant's ECPR.

**96 Estimated Calculated Payment Report**

**A Introduction**

The ECPR will include information about calculating the FSCSC payment for the application.

**B Accessing the Estimated Calculated Payment Report**

County Offices should access the ECPR to view or print the payment information for the application according to 9-CM, paragraph 52.

**C Informational Message When Accessing the Estimated Calculated Payment Report**

The following informational messages may be received based on the selections entered to display the ECPR.

<b>Selection Type</b>	<b>Informational Message</b>	<b>Description</b>
Application Number	Application selected is not available for the program.	The entered application number does not correspond to an application number for the program.
Applicant Name	Applicant does not have an application for the program.	The selected applicant does not have an application for the program.
Next is selected after entering an application number or selecting an applicant.	The Estimated Calculated Payment Report can't be displayed because the application is not in an initiated, enrolled, approved, disapproved, or pending obligation status.	The application isn't in an initiated, enrolled, approved, disapproved, or pending obligation status.

96 Estimated Calculated Payment Report (Continued)

D Example of Estimated Calculated Payment Report

The following is an example of the FSCSC ECPR.

FSA-888E	United States Department of Agriculture Farm Service Agency 2022 Food Safety Certification for Specialty Crops Program Estimated Calculated Payment Report	Date: 06/08/2022 Page 1 of 1
State: XXXXX	Applicant Name: XXXXXXXXX	Application Number: XXX
County: XXXX		Application Approved: No

Category Name	Expenses	Payment Percentage	Calculated Payment	Payment Cap	Determined Payment	Payment Factor	Factored Determined Payment	Other Reimb. Expenses Rec	Gross Payment	Program Factor	Factored Gross Payment
Food Safety Certification	\$1,000.00	50.0000	\$500.00	\$2,000.00	\$500.00	1.0000	\$500.00	\$200.00	\$500.00	1.0000	\$500.00
Plan Development (1st time)	\$1,000.00	50.0000	\$500.00		\$500.00	1.0000	\$500.00		\$500.00	1.0000	\$500.00
Maintain or Update Plan	\$1,000.00	50.0000	\$500.00	\$250.00	\$250.00	1.0000	\$250.00		\$250.00	1.0000	\$250.00
Certification Upload Fees	\$1,000.00	50.0000	\$500.00	\$250.00	\$250.00	1.0000	\$250.00		\$250.00	1.0000	\$250.00
Testing - products	\$1,000.00	50.0000	\$500.00		\$500.00	1.0000	\$500.00		\$500.00	1.0000	\$500.00
Testing - soil amendments	\$1,000.00	50.0000	\$500.00		\$500.00	1.0000	\$500.00		\$500.00	1.0000	\$500.00
Testing - water	\$1,000.00	50.0000	\$500.00		\$500.00	1.0000	\$500.00		\$500.00	1.0000	\$500.00
Training	\$1,000.00	100.0000	\$1,000.00	\$200.00	\$200.00	1.0000	\$200.00		\$200.00	1.0000	\$200.00
									<b>Total Gross FSCSC Payment:</b>		<b>\$3,200.00</b>
									<b>Total Factored Gross FSCSC Payment:</b>		<b>\$3,200.00</b>

**Important Information:**

If all required forms are not filed by the required deadline, applicants may forfeit their request to receive payment. See the FSA-889 for a complete list of all eligibility requirements.

**Calculation Explanation:**

**Calculated Payment:**  
- Expenses times Payment Percentage

**Determined Payment:**  
- The smaller of Calculated Payment or Payment Cap

**Factored Determined Payment:**  
- Determined Payment times Payment Factor

**Gross Payment:**  
- Compare (Factored Determined Payment plus Other Reimbursements Expenses Rec) to Expenses.  
 . If Expenses are determined to be the lesser amount, then subtract Other Reimbursements Expenses Rec from Expenses.  
 . If Expenses are determined to be the higher amount, then the Factored Determined Payment is the Gross Payment.

**Factored Gross Payment:**  
- Gross Payment times Program Factor

**Disclaimer:**  
 The Calculated Payment Amount is determined prior to applying any producer or payment reductions. The payment data reflected on this Estimated Calculated Payment Report includes payment amounts based on program eligibility and may vary due to changes in commodity data, producer eligibility, producer or member payment share, and payment rates.  
 The distribution of this report does not in any way obligate CCC to disburse the estimated payment amounts reflected.

96 Estimated Calculated Payment Report (Continued)

**E FSCSC Information Displayed or Printed on the Estimated Calculated Payment Report**

The following table provides FSCSC information will be displayed or printed on the Estimated Calculated Payment Report.

**Notes:** The Estimated Calculated Payment Report will display when the FSCSC application is in an initiated, enrolled, or approved status.

The Program Load Table referred to below is a table of information maintained by the National Office. It contains information that applies to a program for all producers nationwide such as payment factors and payment rates, etc.

Field	Description
State	State as selected.
County	County as selected.
Date	Date the Estimated Calculated Payment Report was generated.
Application Number	Application Number from FSA-888.
Approved	Indicator of “Yes” or “No” provides status of whether FSA-888 is approved or not approved.
Applicant Name	Name of the producer associated with the selection.
Category Name	Name of category of expense from FSA-888.
Expenses	Expenses from FSA-888.
Payment Percentage	Payment percentage for each category from the Program Load Table.
Calculated Payment	Calculated payment is determined by multiplying the following: <ul style="list-style-type: none"> <li>• expenses, times</li> <li>• payment percentage.</li> </ul>
Payment Cap	The maximum payment amount for each category from the Program Load Table.
Determined Payment	Determined payment is the smaller of: <ul style="list-style-type: none"> <li>• calculated payment, or</li> <li>• payment cap.</li> </ul>

96 Estimated Calculated Payment Report (Continued)

E FSCSC Information Displayed or Printed on the Estimated Calculated Payment Report (Continued)

Field	Description
Payment Factor	Payment factor from the Program Load Table.
Factored Determined Payment	Factored determined payment is determined by multiplying the following: <ul style="list-style-type: none"> <li>• determined payment, times</li> <li>• payment factor.</li> </ul>
Other Reimbursements for Expenses Received	Other reimbursements for expenses received from FSA-888.
Gross Payment	Compare (factored determined payment plus other reimbursements for expenses received) to Expenses. If expenses are determined to be the: <ul style="list-style-type: none"> <li>• lesser amount, then subtract other reimbursements expenses received from expenses.</li> <li>• higher amount, then the factored determined payment is the gross payment.</li> </ul>
Program Factor	Program factor from the Program Load Table
Factored Gross Payment	Factored gross payment is determined by multiplying the following: <ul style="list-style-type: none"> <li>• gross payment, times</li> <li>• program factor.</li> </ul>
Total Gross FSCSC Payment	Total gross FSCSC payment is determined by adding the gross payment amount for <b>all</b> categories.
Total Factored Gross FSCSC Payment	Total factored gross FSCSC payment is determined by adding the factored gross payment amount for <b>all</b> categories.

97-120 (Reserved)



**Reports, Forms, Abbreviations, and Delegations of Authority**

**Reports**

None.

**Forms**

This table lists all forms referenced in this handbook.

<b>Number</b>	<b>Title</b>	<b>Display Reference</b>	<b>Reference</b>
FSA-620	Pandemic Livestock Indemnity Program (PLIP) Application		72, 73, 74, 75
FSA-883	Organic Transitional Education and Certification Program (OTECP)		122, 125
FSA-888	Food Safety Certification for Specialty Crops Program (FSCSC)		Part 5
FSA-940	Spot Market Hog Pandemic Program (SMHPP) Application		162, 163, 164, 165
FSA-1118	Pandemic Assistance for Timber Harvesters and Haulers (PATHH) Program Application		52, 54, 55

**Abbreviations Not Listed in 1-CM**

This table lists all abbreviations not listed in 1-CM.

<b>Approved Abbreviations</b>	<b>Term</b>	<b>Reference</b>
ECPR	Estimated Calculated Payment Report	Text
FSCSC	Food Safety Certification for Specialty Crops	Text
OTECP	Organic and Transitional Education and Certification Program	Text
PATHH	Pandemic Assistance for Timber Harvesters and Haulers	Text
PDAP	Pandemic Disaster Assistance Program	Text
PDD	Program Delivery Division	1, 2
PLIP	Pandemic Livestock Indemnity Program	Text
SMHPP	Spot Market Hog Pandemic Program	Text
SND	Safety Net Division	1

**Delegations of Authority**

COC may redelegate authority to approve applications in routine cases. Redlegation must be documented in COC minutes.

